

Discourse-level Relation Extraction via Graph Pooling

I-Hung Hsu¹, Xiao Guo², Premkumar Natarajan¹, Nanyun Peng^{1,3}

¹ Information Sciences Institute, University of Southern California

² Department of Computer Science and Engineering, Michigan State University

³ Department of Computer Science, University of California, Los Angeles

{ihunghsu, pnataraj}@isi.edu

guoxia11@msu.edu

violetpeng@cs.ucla.edu

Abstract

The ability to capture complex linguistic structures and long-term dependencies among words in the passage is essential for discourse-level relation extraction (DRE) tasks. Graph neural networks (GNNs), one of the methods to encode dependency graphs, have been shown effective in prior works for DRE. However, relatively little attention has been paid to *receptive fields* of GNNs, which can be crucial for cases with extremely long text that requires discourse understanding. In this work, we leverage the idea of *graph pooling* and propose to use pooling-unpooling framework on DRE tasks. The pooling branch reduces the graph size and enables the GNNs to obtain larger *receptive fields* within fewer layers; the unpooling branch restores the pooled graph to its original resolution so that representations for entity mention can be extracted. We propose Clause Matching (CM), a novel linguistically inspired graph pooling method for NLP tasks. Experiments on two DRE datasets demonstrate that our models significantly improve over baselines when modeling long-term dependencies is required, which shows the effectiveness of the pooling-unpooling framework and our CM pooling method.

1 Introduction

Relation extraction, the task to extract the relation between entities in the text, is an important step for automatic knowledge base construction (Al-Zaidy and Giles 2017; Dong et al. 2014). While earlier works in relation extraction focus on relations within a single sentence (Xu et al. 2015; Miwa and Bansal 2016), recent works place more emphasis on identifying the relations that appear at discourse level (Jia, Wong, and Poon 2019; Xu, Chen, and Zhao 2021), which is more practical yet challenging to models. Most notably, models need to consider larger amount of information and capture the *long-term dependencies* between words to catch relations between entities spanning several sentences. For example, in Fig. 1, the relation between *Cystitis* and *Adrimycin* can only be understood by considering the whole paragraph.

To capture such long-term dependencies, previous works incorporate dependency trees to capture syntactic clues in a non-local manner (Zhang, Qi, and Manning 2018; Peng et al. 2017), which help the model to effectively explore a broader context with structure. Graph neural networks (GNNs) have

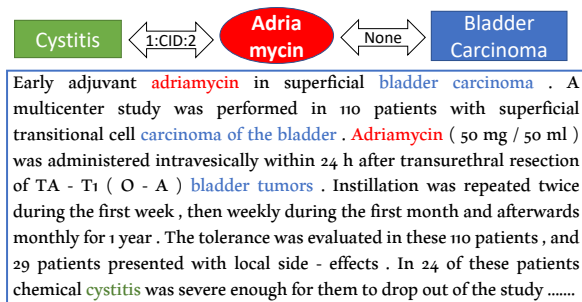


Figure 1: An example of DRE from the CDR dataset. The oval represents chemical *Adriamycin*, and rectangles represent two diseases: *Bladder Carcinoma* and *Cystitis*. Reading the whole passage over six sentences is essential to the understanding the relation between *Adriamycin* and *Cystitis*.

been widely applied in this case (Peng et al. 2017; Song et al. 2018; Sahu et al. 2019). However, the *receptive fields* (Luo et al. 2016) of GNNs, which measure the information range that a node in a graph can access, are less discussed. In theory, it is essential for GNNs to obtain a larger receptive field for learning representations to better capture extremely long-term dependencies. It is non-trivial for prior methods (Peng et al. 2017; Song et al. 2018; Sahu et al. 2019) to achieve this requirement and usually requires additional efforts, such as properly stacking a deep network and without being potential saturation like oversmoothing (Li, Han, and Wu 2018).

To alleviate this effort and facilitate the representation learning for entity mentions in discourse-level relation extraction (DRE) tasks, in this work, we leverage the idea of *graph pooling* and propose to use a pooling-unpooling framework (as depicted in Figure 2). In the pooling branch, we use graph pooling to convert the input graph to a series of more compact hypergraphs by merging structurally similar or related nodes. The node representation learning on the hypergraph thus aggregates a larger neighborhood of features compared to the learning on the original graph, increasing the size of the receptive field for each node. Then, we use unpooling layers to restore the global information in hypergraphs back to the original graph so that embeddings for each entity mention can be extracted. With such a pooling-unpooling mechanism, each graph node can obtain richer features.

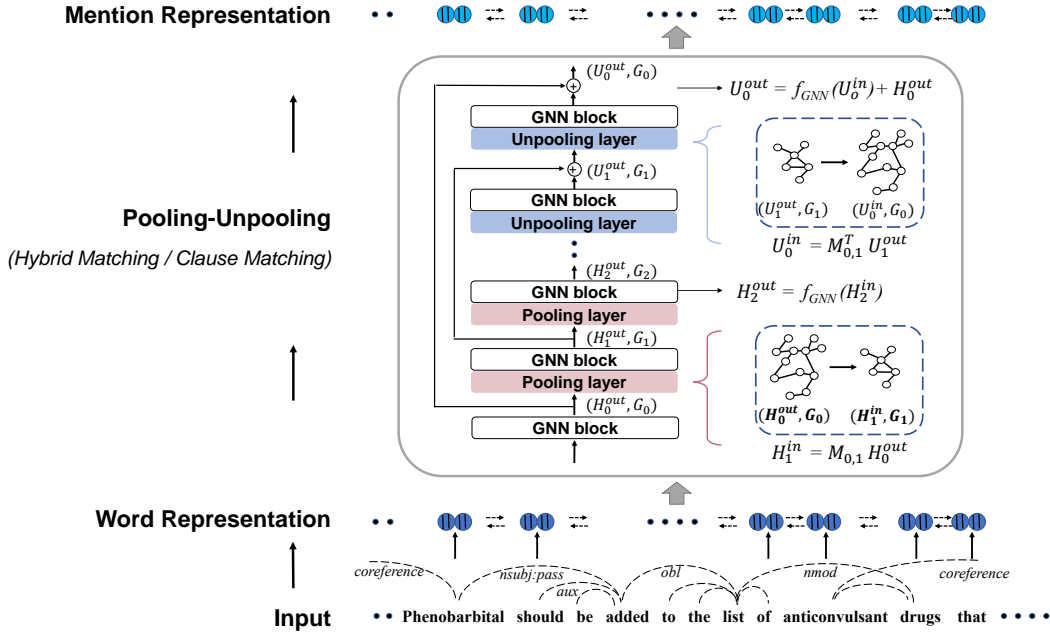


Figure 2: Our proposed pooling-unpooling framework: Input words are first encoded into vectors and then fed into pooling-unpooling layers to learn the structural dependencies within the input tokens. GNN block can be any model that can encode graphs and update node embeddings. Pooling layers merges nodes in the original graph into supernodes, forming smaller size hypergraphs. Unpooling layers map the information from the coarser graph back to finer-grained graph. In the figure, G_i represents hypergraphs at the i -th level. H_i^{in} and U_i^{in} denote the converted embeddings after the pooling and unpooling layers in i -th hypergraph. Both of them can be calculated using the matching matrix $M_{i,l+1}$. We use H_i^{out} and U_i^{out} to denote the refined representations after GNN blocks.

We use graph convolutional network (GCN) (Kipf and Welling 2017), one of the most commonly used GNNs, to instantiate our proposed pooling-unpooling framework. Additionally, we explore two graph pooling strategies – Hybrid Matching and Clause Matching (HM) (Liang, Gurukar, and Parthasarathy 2021) merges nodes based on the structural similarity and has got success in learning large-scale graph. However, HM ignores the edge type information when merges nodes, which could be helpful to group nodes in DRE tasks. For example, nodes linked with “*nmod*” dependency edge can often be merged when considering its linguistic meaning in text¹. Thus, we propose Clause Matching (CM) to leverage the information regarding dependent arcs’ type to merge nodes. Comparing to HM, which is a general graph pooling algorithm that merges nodes by considering the overall graph structure, CM is designed from the linguistic perspective and specifically focuses on the dependent relations between nodes. Despite differences, our proposed method with either pooling method achieves improvements over baseline on two DRE datasets – CDR (Li et al. 2016) and cross-sentence n -ary (Peng et al. 2017). We further carry out a comprehensive analysis to understand the proposed framework to verify the pooling-unpooling framework’s effectiveness to handle cases that requiring extreme long-term dependencies.

¹“*nmod*” represents it is a nominal dependents of another noun

2 Method

In this section, we introduce our proposed pooling-unpooling framework for DRE, which is illustrated in Figure 2. The input to the system is a document graph that contains nodes as tokens and edges as the tokens’ various dependencies (Sec. 2.1). The node embeddings before pooling-unpooling layers are word representations, which can be either static word representations like GloVe or contextualized embedding like BERT (Devlin et al. 2019). The node representations are then fed into our pooling-unpooling framework, which consists of a series of GNN blocks, pooling layers, and unpooling layers. The framework updates node representations so that they can better capture long-term dependencies. Specifically, the pooling layer deterministically converts a graph into a more compact *hypergraph* using *matching matrices* generated by graph pooling methods (Sec. 2.2). The unpooling layer performs a reverse operation to the pooling layer, restoring finer-grain graphs from the hypergraphs to the original graph (Sec. 2.3). Between each pooling and unpooling layers, GNN blocks are employed to update node embeddings so that the information within nodes can be exchanged. After our pooling-unpooling layers, we can then extract the entity mention representations and perform DRE tasks (Sec. 2.4).

2.1 Input Graph

We adapt document graph (Quirk and Poon 2017) to represent intra- and inter-sentential dependencies in texts to help

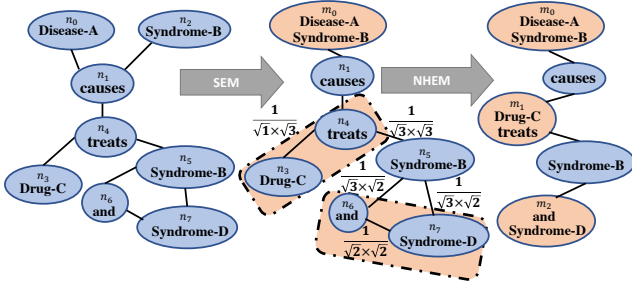


Figure 3: The illustration of Hybrid Matching (HM) for the example, “Disease-A causes Syndrome-B. Drug-C treats Syndrome-B and Syndrome-D” with target entities “Disease-A”, “Drug-C” and “Syndrome-D”. After performing HM, the distances from “Drug-C” to “Disease-A”, and from “Drug-C” to “Syndrome-D” decrease by 1.

models effectively explore a broader context of structure. Document graph consists of nodes representing words and edges representing various dependencies among words. Typically, two words can be linked if they (1) are adjacent, (2) have dependency arcs, or (3) share discourse relations, such as coreference or being roots of sequential sentences. We use document graphs to represent input texts and apply our model to them for leveraging syntactic and discourse clues.

2.2 Graph Pooling

Given the input graph G , our next step is to use *graph pooling* to iteratively coarsens G into a smaller but structurally similar graph G' . Graph pooling methods use various methods to discover nodes that can be grouped (Ying et al. 2018; Lee, Lee, and Kang 2019), and then, nodes that are matched together will be merged into a *supernode*. In this paper, we explore two different graph pooling methods – *Hybrid Matching* and our proposed *Clause Matching*.

Hybrid Matching. Hybrid Matching (HM), proposed by Liang, Gurukar, and Parthasarathy (2021), has been shown effective for encoding large-scale graphs. It performs node matching based on the connectivity between nodes and consists of two steps: (1) *structural equivalence matching* (SEM), and (2) *normalized heavy edge matching* (NHEM).

SEM merges two nodes that share the exact same neighbor. In the Figure 3 example, the node n_0 and the n_2 are considered as structural equivalence, since they share the exact same neighbor, the node n_1 .

On the other hand, NHEM uses the graph’s adjacency matrix A to perform node matching. Each node will be matched with its neighbor that has the largest *normalized edge weight*, under the constraint that supernodes cannot be merged again. *Normalized edge weight*, $N(u, v)$, for the edge between the node u and the node v is:

$$N(u, v) = \frac{A_{uv}}{\sqrt{D(u) \times D(v)}}, \quad (1)$$

where $D(u)$ is the degree of the node u . The adjacency matrix A of the original input document graph (i.e., A^0) has cell value A_{uv}^0 being either 1 or 0, indicating if a connection from

node u to v exists or not in the document graph. For the adjacency matrix for pooled graphs, it can be calculated using Equation 3, which will be discussed in the later paragraph. When performing NHEM, we visit nodes by ascending order according to the nodes’ degree following Liang, Gurukar, and Parthasarathy (2021). We explain the process using the example in Figure 3. After computing the normalized edge weight, we first visit the node n_3 (degree equals 1), and merge it with its only neighbor n_4 , forming the supernode m_1 . Then, we visit the node n_6 and merge it with n_7 , which has the largest normalized edge weight with n_6 . Since supernodes cannot be merged again, n_1 and n_5 remain. In the Figure 3 example, after executing HM, we can observe that the distance between targeted entities decreases.

Clause Matching. The edge attribute could be important to match nodes in the document graph. For example, “a red apple” can be split into three nodes in the document graph, although they are essentially one noun phrase. The dependency tree shows that “a” is the determiner (det) of “apple”, and “red” is an adjectival modifier (amod) of “apple”. Such edge information could be useful in the pooling operation, but has been ignored by many graph pooling method like HM. Inspired by this observation, we propose to merge tokens considering the dependency arcs’ type and introduce Clause Matching (CM).

Specifically, we reference the Universal Dependencies project (Nivre et al. 2020), which provide detailed definitions of each dependency relation, to design the CM algorithm by applying our domain knowledge. We first classify all dependency relations into two categories – *core arguments* and *others*. *Core arguments* link predicates with their core dependents, as a clause should at least consist of a predicate with its core dependents. CM will merge tokens that are connected by dependency relations in the *others* categories, e.g., “det” and “amod” are not *core arguments* but *others*. In the example “a red apple”, by merging the two edges, “a red apple” becomes one node that represents the noun phrase. Since we do not merge nodes linked with *core arguments*, the basis of a clause will be retained. As a result, CM simplifies the graph

Algorithm 1: Clause Matching

Require: $G = (V, E)$, $E \subseteq \{e = (v_i, v_j) | (v_i, v_j) \in V^2\}$.
Require: Edge type function f_T : $f_T(e) =$ the edge type of e .
Require: Mergeable edge type set T .
1: Sort V by the number of neighbors in ascending order.
2: $C = \emptyset$ # The set collects nodes that have merged others.
3: **for** $v_i \in V$ **do**
4: **if** $v_i \notin C$ **then**
5: **for** $v_j \in \{v_j | v_j \in V; (v_j, v_i) \in E\}$ **do**
6: **if** $f_T(e = (v_j, v_i)) \in T$ **then**
7: $V = V \setminus \{v_i\}$ # Merge v_i to v_j
8: **for** $v_k \in \{v_k | v_k \in V; (v_k, v_i) \in E\}$ **do**
9: # Move edges in v_i to v_j
10: $E = E \setminus \{(v_k, v_i)\}$
11: $E = E \cup \{(v_k, v_j)\}$
12: $C = C \cup \{v_j\}$
13: **break**
14: **return** Pooled graph $G = (V, E)$

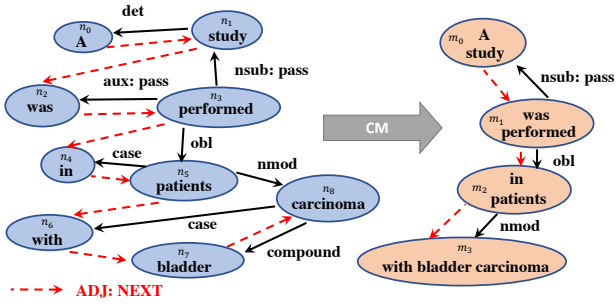


Figure 4: The visualization of Clause Matching (CM), given the input “A study was performed in patients with bladder carcinoma”. “ADJ:NEXT” indicates the adjacency edges in the document graph. After executing CM once, the graph size reduces largely yet still maintain the core structure of the original sentence.

while maintaining the core components of a clause.

The details of CM are presented in Algorithm 1². CM share similarities with HM in two points: (1) we visit nodes by ascending order according to the node degree (line 1); (2) supernodes cannot be merged again in each round of CM (line 4). Being different from HM, we decide whether the visited node can be merged with its dependent head based on the edge type (line 6-7)³.

We illustrate CM with an example in Figure 4. In Figure 4, we will visit nodes $n_0, n_2, n_4, \dots, n_5$ in order, based on their node degree. When visiting n_0 , CM matches n_0 with its dependent head n_1 because the dependent arc between them belongs to the *others* types. Similarly, n_2 is merged with n_3 and n_4 is matched with n_5 , forming m_1 and m_2 , respectively. However, m_2 cannot be further combined with m_1 because m_2 is already a supernode in the current round of CM. Moreover, m_0 cannot be merged with m_1 even if we perform CM again because the dependency arc “nsubj:pass” belongs to *core arguments*. In contrast, if we perform CM again to the hypergraph, m_2 will be merged with m_1 . More visualizations for CM can be found in the Appendix E.

Pooling Layer. The main function that pooling layers perform is to map the node representations from input graph G to its coarsened hypergraph G' . To achieve the mapping, we rely on the *matching matrix* that we get during graph pooling.

Each graph pooling process generates a coarsened hypergraph. Performing matching L times produces L hypergraphs with increasing coarsening levels, denoted as G_0, G_1, \dots, G_L , where G_0 is the initial document graph. We use the matching matrix $M_{l-1,l}$ to mathematically represent the merging process from level $l-1$ to level l ⁴.

²We define the set T as {all dependency edges and coreference edges} \setminus {"nsubj", "nsubj:pass", "dobj", "iobj", "csubj", "csubj:pass", "ccomp", "xcomp"}.

³When moving edges from children nodes to supernodes, we do not include self-loop causing by merging.

⁴The matching matrix can be obtained together with the graph pooling algorithm. We omit the matching matrix calculation step in our Algorithm 1 block for simplicity.

$M_{l-1,l} \in \mathbb{R}^{n \times m}$ converts $G_{l-1} \in \mathbb{R}^{n \times n}$ to $G_l \in \mathbb{R}^{m \times m}$ with $n \geq m$. Each cell m_{ij} in $M_{l-1,l}$ is:

$$m_{ij} = \begin{cases} 1, & \text{if node } i \text{ is matched into supernode } j. \\ 0, & \text{otherwise.} \end{cases} \quad (2)$$

With $M_{l-1,l}$ constructed, we can compute the adjacency matrix of level l , A^l , based on A^{l-1} ⁵:

$$A^l = M_{l-1,l}^T A^{l-1} M_{l-1,l}, \quad (3)$$

and perform representation mapping to get the initial node embeddings for the next level’s graph G_l :

$$H_l^{in} = M_{l-1,l} H_{l-1}^{out}, \quad (4)$$

where H_{l-1}^{out} and H_l^{in} represent the output node embedding of G_{l-1} and the input embedding of G_l .

2.3 Graph Unpooling

After layers of graph pooling, the model can encode node information that are originally far in the input graph. The unpooling branch is then designed to restore the information to the original resolution. Specifically, the unpooling layers use the matching matrices, which are generated during graph pooling, to perform reverse operations, including generating larger graphs and mapping the embeddings from coarsened graphs to unpooled graphs. We denote the unpooling layer’s function on l -th graph embedding as:

$$U_{l-1}^{in} = M_{l-1,l}^T U_{l-1}^{out}. \quad (5)$$

To reinforce the learning of graph nodes, each unpooling layer is followed by a GNN block to finetune node representations in the graph. The function is written as $\widetilde{U}_{l-1}^{out} = f_{\text{GNN}}(U_{l-1}^{in})$, as shown in Figure 2⁶. Additionally, to combine the information at different scales, we add residual connections (He et al. 2016) to refine our representation, i.e. $U_{l-1}^{out} = \widetilde{U}_{l-1}^{out} + U_{l-1}^{in}$.

2.4 Apply to Relation Extraction

The token embeddings obtained after our pooling-unpooling framework encode comprehensive features. In this paper, we use these features for DRE tasks with minimal design in order to test the quality of the extracted mention representation.

Given an entity mention span, we simply extract the corresponding mention representation by using max-pooling on the tokens within the given span. This setting is commonly used in previous works (Guo, Zhang, and Lu 2019). When prediction relations between entity mentions, we then concatenate all the targeting entity mention representations with additional max-pooled sentence embedding, and then feed them into linear layers to get the mention-pair score. If the DRE dataset only provides relation labels at the entity level, we follow Jia, Wong, and Poon (2019) to use the LogSumExp to aggregate information from multiple mention-pairs:

$$\text{score}(E_1, E_2) = \log \sum_{e_1 \in E_1, e_2 \in E_2} \exp(g(e_1, e_2)), \quad (6)$$

where $\text{score}(E_1, E_2)$ is the final logit for entity pair (E_1, E_2) , and $g(e_1, e_2)$ is the mention-pair score for the given mention tuple e_1 and e_2 .

⁵ A^0 is the adjacency matrix of input document graph.

⁶We use GCN (Kipf and Welling 2017) as our GNN in this work.

Model		Detection		Classification	
		Ternary	Binary	Ternary	Binary
Graph LSTM (Peng et al. 2017)		80.7	76.7	-	-
AGGCN* (Guo et al. 2019)		76.7	79.0	67.5	67.9
GloVe Embedding	Pooling (HM) (ours)	82.2	80.8	76.2	75.1
	Pooling (CM) (ours)	82.5	80.8	75.4	73.4
SciBERT	Finetune	83.2	82.7	78.5	76.8
	GCN	83.7	83.1	78.9	77.2
	Pooling (HM) (ours)	84.4	83.4	79.6	78.0
	Pooling (CM) (ours)	84.5	83.4	79.1	78.0

Table 1: Results of five-fold cross-validation on the n -ary dataset in average accuracy(%). * indicates our re-run via their release code with hyperparameter tuning.

3 Experiments

To instantiate our proposed pooling-unpooling framework, we choose to use GCN (Kipf and Welling 2017) as the GNN block to conduct our experiments on two DRE datasets. First, we perform experiments on the Cross-sentence n -ary dataset, a DRE dataset focusing on mention-level relations. This is to test the quality of our extracted mention representations. Then, we experiment on the Chemical-Disease Reactions dataset, a DRE dataset studying entity-level relations. Experiments on CDR can justify whether our method can capture entity-level relations even with minimal design. Dataset statistics and the best hyper-parameters are in Appendix B&C.

3.1 Cross-sentence n -ary Dataset

Data and Task Settings: The cross-sentence n -ary dataset (n -ary) (Peng et al. 2017) contains drug-gene-mutation *ternary* and drug-mutation *binary* relations annotated via distant supervision (Mintz et al. 2009). Data is categorized with 5 classes: “resistance or non-response”, “sensitivity”, “response”, “resistance”, and “None”. Following prior works, the *detection task* treats all relation labels except “None” as True. In the experiments, we replace target entity mentions with dummy tokens to prevent the classifier from simply memorizing the entity name. This is a standard practice in distant supervision RE (Jia, Wong, and Poon 2019)⁷. The document graphs of the dataset are provided in the original release. All other data setup follows Song et al. (2018). Our evaluation follows previous measurements – average accuracy of 5-fold cross-validation.

Compared baselines: (1) **Graph LSTM** (Peng et al. 2017), which modifies the LSTM structures so that they can encode graphical inputs. (2) **AGGCN** (Guo, Zhang, and Lu 2019), which is a GCN-based model with adjacency matrices that operate in the GCN being adjusted by attention mechanism. (3) **Finetune** pretrained word representations.

⁷We call this setting *Entity Anonymity* in contrast to the setting where all tokens are exposed, denoted as *Entity Identity* setup. Prior works are inconsistent w.r.t. this experimental detail. Specifically, Peng et al. (2017) conducted experiments under *Entity Anonymity* setup, while Song et al. (2018) and Guo, Zhang, and Lu (2019) reported results under *Entity Identity* setup. For fair comparisons, we report our results under *Entity Identity* in the Appendix A.

Model		Test F1
Static Emb	GCN (Sahu et al. 2019)	62.3
	EOG (Christopoulou et al. 2019)	63.6
	LSR (Nan et al. 2020)	64.8
	EoGANE (Tran et al. 2020)	66.1
	GCN (our implementation)	62.7
	Pooling (HM) (ours) [†]	64.7
	Pooling (CM) (ours) [†]	<u>65.6</u>
BERT Large	SSAN _{Biaffine} (Xu et al. 2021)	65.3
	GCN (our implementation)	65.1
	Pooling (HM) (ours)	<u>66.1</u>
	Pooling (CM) (ours) [†]	66.3
SciBERT	SSAN _{Biaffine} (Xu et al. 2021)	<u>68.7</u>
	ATLOP (Zhou et al. 2021)	69.4
	ATLOP* (Zhou et al. 2021)	<u>69.1</u>
	GCN (our implementation)	66.8
	Pooling (HM) (ours) [†]	68.0
	Pooling (CM) (ours) [†]	68.2

Table 2: Results measured in F1(%) on CDR dataset. The underlined numbers representing the second best scores and the bold numbers are the best for each fair comparison. * indicates our re-run using their released code with 3 runs and select the best run. † indicates the model outperforms its corresponding GCN baseline significantly (with p-value < 0.05 per McNemar’s test).

Considering that the n -ary dataset is in biomedical domain, we use SciBERT (Beltagy, Lo, and Cohan 2019). (4) **GCN** with pretrained word representations, which add additional GCN layers after pretrained word representation layers.

Results on n -ary dataset: Table 1 shows the comparison on the n -ary dataset. We report results of our method, Pooling-Unpooling(HM) and Pooling-Unpooling(CM), representing our method with Hybrid Matching and with Clause Matching, respectively. To fairly compare our method with baselines without contextualized word representation (Graph LSTM and AGGCN), we also report our result with GloVe embedding (Pennington, Socher, and Manning 2014).

Comparing to prior works without contextualized word representation, the results show that both of our methods surpass the baseline by at least 1.8% average accuracy. Under the situation of using pretrained SciBERT, our results consistently outperform the GCN baseline, which indicates that the pooling-unpooling framework is helpful to learn a better mention representation for DRE tasks. Additionally, the result of GCN consistently outperforms SciBERT fine-tuning. This provides empirical evidence that the learning of structure dependencies is helpful to perform DRE tasks even though a strong pretrained word representation is provided.

Lastly, we compare CM with HM. In contrast of HM that takes all edges into consideration, CM only uses the dependency arc types to group nodes. In the original document graph in n -ary dataset, there are some missing dependency edges, which prevents CM from merging nodes. HM, which can address the situation because of its consideration on overall graph structure, shows its robustness under this condition.

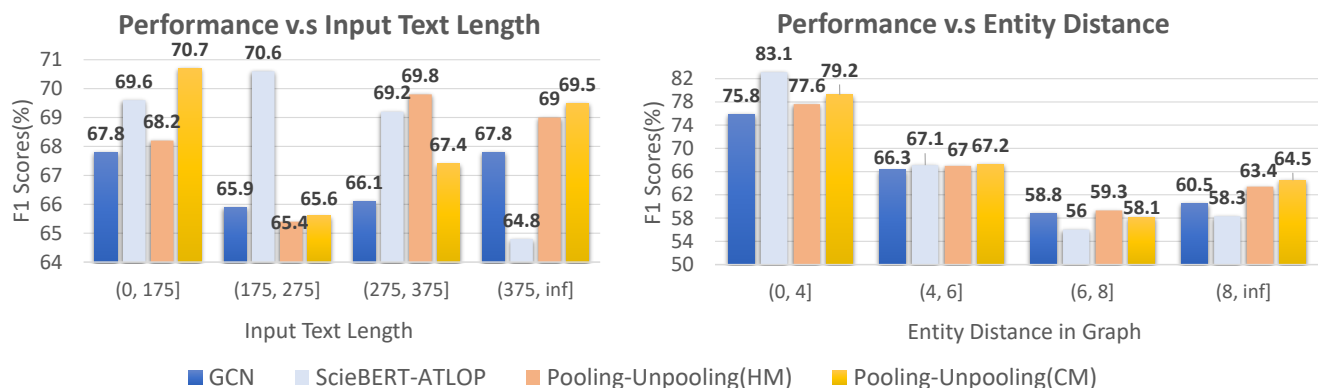


Figure 5: Models’ performance against input text length and the entity distance in graph.

Although getting into the situation, CM still achieves competitive results with HM. This highlights the importance of considering edge type information in the graph pooling stage.

3.2 Chemical-Disease Reactions Dataset

Data and Task Settings: The Chemical-disease reactions dataset (CDR) (Li et al. 2016) is a DRE task that focuses on entity level relations. No document graph is provided in the original CDR dataset, so we generate its document graph using Stanford CoreNLP (Manning et al. 2014). We follow Christopoulou, Miwa, and Ananiadou (2019)⁸ to train the model in two steps. First, we train our model using standard training set and record the best hyperparameter when the model reaches optimal on the development set. Then, the model is re-trained using the union of the training and development data for final test.

Compared baselines: We consider prior literature on the CDR dataset (Sahu et al. 2019; Christopoulou, Miwa, and Ananiadou 2019; Nan et al. 2020; Tran, Nguyen, and Nguyen 2020; Xu et al. 2021; Zhou et al. 2021). Among these works, SSAN (Xu et al. 2021) studies on the most similar goals to us, i.e, toward achieving better entity mention representation for DRE tasks. Hence, we conduct experiments like them, which studies different word representations, BERT Large (Devlin et al. 2019) and SciBERT (Beltagy, Lo, and Cohan 2019). To fairly compare with the baselines, we also include our results with static embeddings.⁹ Additionally, we add a GCN baseline to verify the effectiveness of our proposed pooling-unpooling mechanism.

Results on CDR dataset: The result is shown in Table 2. First, we compare our method with prior works. Our models can surpass most of the previous works even with minimal

⁸We also follow them to use (1) GENIA Sentence Splitter for sentence splitting (2) GENIA Tagger (Tsuruoka et al. 2005) for tokenization (3) PubMed pre-trained word embeddings (Chiu et al. 2016) for static embeddings.

⁹Our models with static embeddings contains additional LSTM layers after the static word embedding. This is a fair comparison setting with other baselines using static embeddings.

design on aggregating information from mention representations to entity embeddings. Then, we compare our method with SSAN. Although SSAN finishes with a slightly better test F1 score with SciBERT (0.5 F1 difference), our models outperform them under the condition of using BERT Large with a 1.2 F1 margin. Third, from the table, we observe that CM is able to outperform HM on all three situation. This, again, verifies the effectiveness of CM.

Lastly, we study the effectiveness of the proposed pooling-unpooling framework. Comparing our pooling-unpooling models with our GCN baselines, the pooling-unpooling models achieve significant improvement regardless of which pre-trained word representation being used.

3.3 Studies

In this section, we perform studies to better understand our method. Specifically, we provide analysis on two questions: (1) whether the pooling-unpooling mechanism helps the learning of long-term dependencies; (2) how sensitive is our model regarding the quality of graph pooling?

The learning for long-term dependencies: To answer the first question, we analyze our model by examining (1) the model’s performance against the input text length, (2) the model’s performance against the entity distance in the input document graph¹⁰. We conduct experiments on the CDR dataset using models with SciBERT and report the results that evaluated on the test set. We compare our models with our GCN baseline and SciBERT-ATLOP (Zhou et al. 2021), and present the comparison in Figure 5. From the figure, we observe that models with pooling-unpooling can perform better for cases that need to resolve long dependencies (instances with larger entity distances or instances with longer inputs).

Models using different graph pooling algorithm: We conduct experiments with models using different graph pooling methods to test how our method is affected by the graph

¹⁰We compute the entity distance in the graph by first calculating the minimum distance between each targeting mention-pair in the graph, then taking the maximum distance among all mention-pairs. Such a design is to estimate the largest effort for models to capture the current relations.

Model	Dev F1
GCN	68.4
Pooling-Unpooling (HM)	69.2
Pooling-Unpooling (CM)	69.5
Pooling-Unpooling (Random Pooling)	68.6
Pooling-Unpooling (Aggressive HM)	69.4
Pooling-Unpooling (Aggressive CM)	68.9

Table 3: Models’ performance with various graph pooling methods. The experiments are measured in F1(%) on the development set of the CDR dataset.

pooling algorithm. We consider three additional pooling methods: (1) **Pooling-Unpooling (Random Pooling)**: models with random pooling strategy. During graph pooling, each edge has the probability of 0.5 to be used for merging nodes; (2) **Pooling-Unpooling (Aggressive HM)**: for each graph pooling layer, i.e. from G_i to G_{i+1} , we perform HM twice. That is, the size of the output graph after one aggressive HM is much smaller than that after one standard HM; (3) **Pooling-Unpooling (Aggressive CM)**: similar to aggressive HM, we perform twice CM for each graph pooling layer. We run experiments on the CDR dataset with SciBERT embedding and report the performance on the development set in Table 3.

From the table, we observe that: (1) The pooling quality is important. Comparing random pooling with other variations, we see that the result is almost the same as pure GCN. (2) Aggressive HM can achieve even better results than HM, yet, aggressive CM yields worse results than CM. We hypothesize that this is because CM has already been more aggressive than HM. Based on our statistics, the averaged graph size for the development size in CDR is 258.39 tokens. After one HM pooling, the averaged graph size reduces to 150.45, while the average graph size after CM decreases to 90.34. Hence, performing aggressive CM may lead to information loss because of being too aggressive, yet aggressive HM can make the receptive fields being enlarged more efficiently. To sum up, the pooling quality matters in our framework, and how to get the best graph pooling approach is still an area that needs more exploration.

4 Related work

Discourse-level Relation Extraction. There have been growing interests for studying relation extraction beyond single sentence. Many of these works (Guo, Zhang, and Lu 2019; Gupta et al. 2019; Guo et al. 2020) introduce intra- and inter-sentential structure dependencies, such as dependency trees, to help capture representations for target mentions. Various GNNs are proposed and applied to encode this structural information (Peng et al. 2017; Song et al. 2018; Xu et al. 2021). Yet, their model designs mostly neglect the efforts of their models to capture long-term dependencies when the input graph growing to discourse level.

Another thread of works on DRE is to identify relations of entity pairs (i.e., relations between entities rather than a single pair of mentions) from the entire document (Jia, Wong, and Poon 2019; Christopoulou, Miwa, and Ananiadou 2019; Zeng et al. 2020; Zhou et al. 2021). Jia, Wong, and Poon (2019)

propose a multiscale learning paradigm, which learns final relation representations by gradually constructing mention-level, entity-level representation. Christopoulou, Miwa, and Ananiadou (2019) use rules to build edge representation from extracted nodes and study on using edge representations to make final prediction. Zeng et al. (2020) first extract mention representations using a simple encoder, and then design mention-level and entity-level graphs to capture the interplay among mentions and entities. These methods mostly put emphasis on learning the interaction between the mention representations and entity embeddings, while our main goal is to learn better mention representations that capture long-term dependencies.

Graph Pooling in NLP. Graph pooling is a classic idea to learn representations associated with graph and can largely preserve the graph structure (Duvenaud et al. 2015; Chen et al. 2018a). There are a few works that leverage the idea for NLP tasks. (Gao, Chen, and Ji 2019) adopts graph pooling to aggregate local features for global text representation, via an architecture without the unpooling operation, which differs from our work. Nguyen and Grishman (2018) has also explored the idea of pooling with GCN, but their pooling is conducted on features instead of the input graph. To the best of our knowledge, we are the first to apply the idea of graph pooling to relation extraction task.

Pooling-unpooling Mechanism. The pooling-unpooling mechanism is widely-used for pixel-wise representation learning (Badrinarayanan, Kendall, and Cipolla 2017; Chen et al. 2018b), which use downsampling and upsampling operation to aggregate information from different resolution. The flagship work of such paradigm is U-Net (Ronneberger, Fischer, and Brox 2015), which demonstrates the effectiveness in the image segmentation. It is worth mentioning that (Gao and Ji 2019; Hu et al. 2019) also adopt such paradigm for graph node and graph classification task, and shares similarity with our work from the architectural perspective. However, the main contribution of them is the specially-designed pooling and unpooling operations or the application toward semi-supervised setting. In contrast, our work focuses on studying the effectiveness of such framework in DRE to help alleviate the efforts for GNNs to capture long-term dependencies when given long context. Besides, we propose a domain-specific designed pooling method and show competitive results.

5 Conclusion and Future Work

In this work, we explore the effectiveness of applying graph pooling-unpooling mechanism for learning better mention representations for DRE tasks. Such paradigm help the used graph neural networks capture long dependencies given large input document graphs. Besides, we introduce a new graph pooling strategy that is tailored for NLP tasks.

For the future work, we plan to explore the possibility of applying the pooling-unpooling mechanism to other document-level NLP tasks. We also plan to propose differentiable, feature-selection free pooling methods that consider edge types to better handle NLP tasks.

References

- Al-Zaidy, R. A.; and Giles, C. L. 2017. Automatic Knowledge Base Construction from Scholarly Documents. In *Proceedings of the 2017 ACM Symposium on Document Engineering (DocEng)*.
- Badrinarayanan, V.; Kendall, A.; and Cipolla, R. 2017. Segnet: A deep convolutional encoder-decoder architecture for image segmentation. *IEEE transactions on pattern analysis and machine intelligence*.
- Beltagy, I.; Lo, K.; and Cohan, A. 2019. SciBERT: A Pre-trained Language Model for Scientific Text. In *Proceedings of the 2019 Conference on Empirical Methods in Natural Language Processing and the 9th International Joint Conference on Natural Language Processing, EMNLP-IJCNLP 2019, Hong Kong, China, November 3-7, 2019*.
- Chen, H.; Perozzi, B.; Hu, Y.; and Skiena, S. 2018a. HARP: Hierarchical Representation Learning for Networks. In *Proceedings of the Thirty-Second AAAI Conference on Artificial Intelligence, (AAAI)*.
- Chen, L.-C.; Zhu, Y.; Papandreou, G.; Schroff, F.; and Adam, H. 2018b. Encoder-decoder with atrous separable convolution for semantic image segmentation. In *Proceedings of the European conference on computer vision (ECCV)*.
- Chiu, B.; Crichton, G. K. O.; Korhonen, A.; and Pyysalo, S. 2016. How to Train good Word Embeddings for Biomedical NLP. In *Proceedings of the 15th Workshop on Biomedical Natural Language Processing, BioNLP@ACL*.
- Christopoulou, F.; Miwa, M.; and Ananiadou, S. 2019. Connecting the Dots: Document-level Neural Relation Extraction with Edge-oriented Graphs. In *Proceedings of the 2019 Conference on Empirical Methods in Natural Language Processing and the 9th International Joint Conference on Natural Language Processing, EMNLP-IJCNLP 2019, Hong Kong, China, November 3-7, 2019*.
- Devlin, J.; Chang, M.; Lee, K.; and Toutanova, K. 2019. BERT: Pre-training of Deep Bidirectional Transformers for Language Understanding. In *Proceedings of the 2019 Conference of the North American Chapter of the Association for Computational Linguistics: Human Language Technologies (NAACL-HLT)*.
- Dong, X.; Gabrilovich, E.; Heitz, G.; Horn, W.; Lao, N.; Murphy, K.; Strohmann, T.; Sun, S.; and Zhang, W. 2014. Knowledge vault: A web-scale approach to probabilistic knowledge fusion. In *Proceedings of the 20th ACM SIGKDD international conference on Knowledge discovery and data mining*.
- Duvenaud, D.; Maclaurin, D.; Aguilera-Iparraguirre, J.; Gómez-Bombarelli, R.; Hirzel, T.; Aspuru-Guzik, A.; and Adams, R. P. 2015. Convolutional Networks on Graphs for Learning Molecular Fingerprints. In *Advances in Neural Information Processing Systems 28: Annual Conference on Neural Information Processing Systems 2015, December 7-12, 2015, Montreal, Quebec, Canada*.
- Gao, H.; Chen, Y.; and Ji, S. 2019. Learning graph pooling and hybrid convolutional operations for text representations. In *The World Wide Web Conference*.
- Gao, H.; and Ji, S. 2019. Graph U-Nets. In *Proceedings of the 36th International Conference on Machine Learning (ICML)*.
- Gu, J.; Sun, F.; Qian, L.; and Zhou, G. 2017. Chemical-induced disease relation extraction via convolutional neural network. *Database J. Biol. Databases Curation*.
- Guo, Z.; Nan, G.; Lu, W.; and Cohen, S. B. 2020. Learning Latent Forests for Medical Relation Extraction. In *Proceedings of the Twenty-Ninth International Joint Conference on Artificial Intelligence (IJCAI)*.
- Guo, Z.; Zhang, Y.; and Lu, W. 2019. Attention Guided Graph Convolutional Networks for Relation Extraction. In *Proceedings of the 57th Conference of the Association for Computational Linguistics (ACL)*.
- Gupta, P.; Rajaram, S.; Schütze, H.; and Runkler, T. A. 2019. Neural Relation Extraction within and across Sentence Boundaries. In *The Thirty-Third AAAI Conference on Artificial Intelligence (AAAI)*.
- He, K.; Zhang, X.; Ren, S.; and Sun, J. 2016. Deep Residual Learning for Image Recognition. In *2016 IEEE Conference on Computer Vision and Pattern Recognition, CVPR 2016, Las Vegas, NV, USA, June 27-30, 2016*.
- Hu, F.; Zhu, Y.; Wu, S.; Wang, L.; and Tan, T. 2019. Hierarchical Graph Convolutional Networks for Semi-supervised Node Classification. In *Proceedings of the Twenty-Eighth International Joint Conference on Artificial Intelligence, IJCAI 2019, Macao, China, August 10-16, 2019*.
- Jia, R.; Wong, C.; and Poon, H. 2019. Document-Level N-ary Relation Extraction with Multiscale Representation Learning. In *Proceedings of the 2019 Conference of the North American Chapter of the Association for Computational Linguistics: Human Language Technologies (NAACL-HLT)*.
- Kipf, T. N.; and Welling, M. 2017. Semi-Supervised Classification with Graph Convolutional Networks. In *5th International Conference on Learning Representations (ICLR)*.
- Lee, J.; Lee, I.; and Kang, J. 2019. Self-Attention Graph Pooling. In *Proceedings of the 36th International Conference on Machine Learning, ICML 2019, 9-15 June 2019, Long Beach, California, USA*.
- Li, J.; Sun, Y.; Johnson, R. J.; Sciaky, D.; Wei, C.; Leaman, R.; Davis, A. P.; Mattingly, C. J.; Wieggers, T. C.; and Lu, Z. 2016. BioCreative V CDR task corpus: a resource for chemical disease relation extraction. *Database J. Biol. Databases Curation*.
- Li, Q.; Han, Z.; and Wu, X. 2018. Deeper Insights Into Graph Convolutional Networks for Semi-Supervised Learning. In *Proceedings of the Thirty-Second Conference on Artificial Intelligence (AAAI)*.
- Liang, J.; Gurukar, S.; and Parthasarathy, S. 2021. MILE: A Multi-Level Framework for Scalable Graph Embedding. In *Proceedings of the Fifteenth International AAAI Conference on Web and Social Media (ICWSM)*.
- Loshchilov, I.; and Hutter, F. 2019. Decoupled Weight Decay Regularization. In *7th International Conference on Learning Representations (ICLR)*.

- Luo, W.; Li, Y.; Urtasun, R.; and Zemel, R. S. 2016. Understanding the Effective Receptive Field in Deep Convolutional Neural Networks. In *Advances in Neural Information Processing Systems 29: Annual Conference on Neural Information Processing Systems 2016 (NeurIPS)*.
- Manning, C. D.; Surdeanu, M.; Bauer, J.; Finkel, J. R.; Bethard, S.; and McClosky, D. 2014. The Stanford CoreNLP Natural Language Processing Toolkit. In *Proceedings of the 52nd Annual Meeting of the Association for Computational Linguistics, ACL 2014, June 22-27, 2014, Baltimore, MD, USA, System Demonstrations*.
- Mintz, M.; Bills, S.; Snow, R.; and Jurafsky, D. 2009. Distant supervision for relation extraction without labeled data. In *ACL 2009, Proceedings of the 47th Annual Meeting of the Association for Computational Linguistics and the 4th International Joint Conference on Natural Language Processing of the AFNLP, 2-7 August 2009, Singapore*.
- Miwa, M.; and Bansal, M. 2016. End-to-End Relation Extraction using LSTMs on Sequences and Tree Structures. In *Proceedings of the 54th Annual Meeting of the Association for Computational Linguistics (ACL)*.
- Nan, G.; Guo, Z.; Sekulic, I.; and Lu, W. 2020. Reasoning with Latent Structure Refinement for Document-Level Relation Extraction. In *Proceedings of the 58th Annual Meeting of the Association for Computational Linguistics (ACL)*.
- Nguyen, T. H.; and Grishman, R. 2018. Graph convolutional networks with argument-aware pooling for event detection. In *Thirty-second AAAI conference on artificial intelligence*.
- Nivre, J.; de Marneffe, M.; Ginter, F.; Hajic, J.; Manning, C. D.; Pyysalo, S.; Schuster, S.; Tyers, F. M.; and Zeman, D. 2020. Universal Dependencies v2: An Evergrowing Multilingual Treebank Collection. In *Proceedings of The 12th Language Resources and Evaluation Conference (LREC)*.
- Paszke, A.; Gross, S.; Massa, F.; Lerer, A.; Bradbury, J.; Chanan, G.; Killeen, T.; Lin, Z.; Gimelshein, N.; Antiga, L.; Desmaison, A.; Köpf, A.; Yang, E.; DeVito, Z.; Raison, M.; Tejani, A.; Chilamkurthy, S.; Steiner, B.; Fang, L.; Bai, J.; and Chintala, S. 2019. PyTorch: An Imperative Style, High-Performance Deep Learning Library. In *Advances in Neural Information Processing Systems 32: Annual Conference on Neural Information Processing Systems 2019 (Neurips)*.
- Peng, N.; Poon, H.; Quirk, C.; Toutanova, K.; and Yih, W. 2017. Cross-Sentence N-ary Relation Extraction with Graph LSTMs. *Trans. Assoc. Comput. Linguistics*.
- Pennington, J.; Socher, R.; and Manning, C. D. 2014. Glove: Global Vectors for Word Representation. In *Proceedings of the 2014 Conference on Empirical Methods in Natural Language Processing (EMNLP)*.
- Quirk, C.; and Poon, H. 2017. Distant Supervision for Relation Extraction beyond the Sentence Boundary. In *Proceedings of the 15th Conference of the European Chapter of the Association for Computational Linguistics, EACL 2017, Valencia, Spain, April 3-7, 2017, Volume 1: Long Papers*.
- Ronneberger, O.; Fischer, P.; and Brox, T. 2015. U-Net: Convolutional Networks for Biomedical Image Segmentation. In *Medical Image Computing and Computer-Assisted Intervention - MICCAI 2015 - 18th International Conference Munich, Germany, October 5 - 9, 2015, Proceedings, Part III*.
- Sahu, S. K.; Christopoulou, F.; Miwa, M.; and Ananiadou, S. 2019. Inter-sentence Relation Extraction with Document-level Graph Convolutional Neural Network. In *Proceedings of the 57th Conference of the Association for Computational Linguistics, ACL 2019, Florence, Italy, July 28- August 2, 2019, Volume 1: Long Papers*.
- Song, L.; Zhang, Y.; Wang, Z.; and Gildea, D. 2018. N-ary Relation Extraction using Graph-State LSTM. In *Proceedings of the 2018 Conference on Empirical Methods in Natural Language Processing (EMNLP)*.
- Tran, H. M.; Nguyen, T. M.; and Nguyen, T. H. 2020. The Dots Have Their Values: Exploiting the Node-Edge Connections in Graph-based Neural Models for Document-level Relation Extraction. In *Proceedings of the 2020 Conference on Empirical Methods in Natural Language Processing: Findings (EMNLP)*.
- Tsuruoka, Y.; Tateishi, Y.; Kim, J.-D.; Ohta, T.; McNaught, J.; Ananiadou, S.; and Tsujii, J. 2005. Developing a robust part-of-speech tagger for biomedical text. In *Panhellenic Conference on Informatics*, 382–392. Springer.
- Wolf, T.; Debut, L.; Sanh, V.; Chaumond, J.; Delangue, C.; Moi, A.; Cistac, P.; Rault, T.; Louf, R.; Funtowicz, M.; and Brew, J. 2019. HuggingFace’s Transformers: State-of-the-art Natural Language Processing. *arXiv preprint arXiv:1910.03771*.
- Xu, B.; Wang, Q.; Lyu, Y.; Zhu, Y.; and Mao, Z. 2021. Entity Structure Within and Throughout: Modeling Mention Dependencies for Document-Level Relation Extraction. In *Thirty-Fifth AAAI Conference on Artificial Intelligence (AAAI)*.
- Xu, K.; Feng, Y.; Huang, S.; and Zhao, D. 2015. Semantic Relation Classification via Convolutional Neural Networks with Simple Negative Sampling. In *Proceedings of the 2015 Conference on Empirical Methods in Natural Language Processing (EMNLP)*.
- Xu, W.; Chen, K.; and Zhao, T. 2021. Document-Level Relation Extraction with Reconstruction. In *Thirty-Fifth AAAI Conference on Artificial Intelligence (AAAI)*.
- Ying, Z.; You, J.; Morris, C.; Ren, X.; Hamilton, W. L.; and Leskovec, J. 2018. Hierarchical Graph Representation Learning with Differentiable Pooling. In *Advances in Neural Information Processing Systems 31: Annual Conference on Neural Information Processing Systems 2018 (NeurIPS)*.
- Zeng, S.; Xu, R.; Chang, B.; and Li, L. 2020. Double Graph Based Reasoning for Document-level Relation Extraction. In *Proceedings of the 2020 Conference on Empirical Methods in Natural Language Processing (EMNLP)*.
- Zhang, Y.; Qi, P.; and Manning, C. D. 2018. Graph Convolution over Pruned Dependency Trees Improves Relation Extraction. In *Proceedings of the 2018 Conference on Empirical Methods in Natural Language Processing (EMNLP)*.
- Zhou, W.; Huang, K.; Ma, T.; and Huang, J. 2021. Document-Level Relation Extraction with Adaptive Thresholding and Localized Context Pooling. In *Thirty-Fifth AAAI Conference on Artificial Intelligence (AAAI)*.

A n -ary results under Entity Identity

Table 4 presents the models’ performance on the n -ary dataset under Entity Identity setup. We can observe that our model can achieve extremely well performance because it can simply memorized the entity name information to make predictions given the n -ary dataset is curated via distant supervision.

B Dataset Details

B.1 n -ary dataset

The statistics of the n -ary dataset is presented in Table 5 and Table 6.

B.2 CDR dataset

We adapt our data-preprocessing from the source released by Christopoulou, Miwa, and Ananiadou (2019)¹¹. The statistics is presented in Table 7. We also follow Gu et al. (2017); Christopoulou, Miwa, and Ananiadou (2019) to ignore non-related pairs that correspond to general concepts (MeSH vocabulary hypernym filtering). More details can refer to (Gu et al. 2017).

C Implementation Details

Our models are developed using PyTorch (Paszke et al. 2019) and SGD optimizer in the experiments with static embeddings. As for other experiments with contextualized word representations, we use AdamW (Loshchilov and Hutter 2019) optimizer. Dataset-specific implementation details are provided as follows.

C.1 n -ary dataset

Model architecture For models that use GloVe embeddings, the word representations are with 300 dimensions. As for models with contextualized word representations, the dimension of the word vectors depends on the type of contextualized embedding. The pretrained models are get from Huggingface library (Wolf et al. 2019). We further concatenate the word representations with 30-dimensional POS tag embedding before feeding into the pooling-unpooling layers. All these vectors will be updated during training. We use one layer Bi-LSTM with 330 hidden dimensions for each GCN layers. Dropout layers are used to prevent overfitting and are set to 0.5.

Hyper-parameters The learning rate of SGD optimizer is initialized at 0.1 with 0.95 decay after 15 epochs. When using the AdamW optimizer, the learning rate is set with 0.00005 for contextualized word embedding layers and 0.001 for other layers. We report our best hyperparameter – the number of GCN layers in GCN block (“Sublayer” in Table 8) and the number of pooling times (L in the main article, “Level” in Table 8) for each different tasks in Table 8. The search range for the hyperparameter is $L = \{2, 3, 4\}$ and $S = \{1, 2\}$ for models using contextualized embeddings and $S = \{2, 3, 4\}$ for models using static embeddings. The search range of the layers in GCN is set in the range $\{2, 4, 6, 8, 10, 12\}$.

¹¹<https://github.com/fenchri/edge-oriented-graph>

C.2 CDR dataset

Model architecture We follow Christopoulou, Miwa, and Ananiadou (2019) to use the PubMed pre-trained word embedding in the experiment with static embeddings and we fix it during training. The setup of the GCN layers, and dropout layer are the similar to the setting in the n -ary dataset. For contextualized word representations, we use packages from Huggingface library.

Hyper-parameters We reuse the hyperparameter symbol of L and S as them in n -ary dataset. Then, we list the best hyper-parameter in Table 9. The search range for the hyper-parameter is $L = \{2, 3, 4\}$ and $S = \{1, 2\}$ for models using contextualized embeddings and $S = \{2, 3, 4\}$ for models using static embeddings. The search range of the layers in GCN experiments is the same as it in the n -ary dataset.

D Matching Matrices

In this section, we attach the corresponding matching matrices and illustrate how adjacency matrix A^1 can be derived from A^0 in Figure 6, given the Hybrid Matching (HM) example in Figure 3.

$$A^0 = \begin{matrix} & n_0 & n_1 & n_2 & n_3 & n_4 & n_5 & n_6 & n_7 \\ \begin{matrix} 0 \\ 1 \\ 0 \\ 0 \\ 0 \\ 0 \\ 0 \\ 0 \\ 0 \end{matrix} & \begin{matrix} 1 \\ 0 \\ 1 \\ 0 \\ 1 \\ 0 \\ 0 \\ 0 \\ 0 \end{matrix} & \begin{matrix} 0 \\ 1 \\ 0 \\ 0 \\ 0 \\ 0 \\ 0 \\ 0 \\ 0 \end{matrix} & \begin{matrix} 0 \\ 0 \\ 0 \\ 0 \\ 1 \\ 0 \\ 0 \\ 1 \\ 0 \end{matrix} & \begin{matrix} 0 \\ 1 \\ 0 \\ 0 \\ 0 \\ 1 \\ 0 \\ 1 \\ 0 \end{matrix} & \begin{matrix} 0 \\ 0 \\ 0 \\ 0 \\ 0 \\ 0 \\ 1 \\ 0 \\ 1 \end{matrix} & \begin{matrix} 0 \\ 0 \\ 0 \\ 0 \\ 0 \\ 0 \\ 0 \\ 0 \\ 0 \end{matrix} & \begin{matrix} 0 \\ 0 \\ 0 \\ 0 \\ 0 \\ 0 \\ 1 \\ 0 \\ 1 \end{matrix} & \begin{matrix} 0 \\ 0 \\ 0 \\ 0 \\ 0 \\ 0 \\ 0 \\ 0 \\ 0 \end{matrix} \end{matrix} \quad M_{0,1} = \begin{matrix} & m_0 & n_1 & m_1 & n_5 & m_2 \\ \begin{matrix} 1 \\ 0 \\ 1 \\ 0 \\ 0 \\ 0 \\ 0 \\ 0 \\ 0 \end{matrix} & \begin{matrix} 0 \\ 1 \\ 0 \\ 0 \\ 0 \\ 0 \\ 1 \\ 0 \\ 0 \end{matrix} & \begin{matrix} 0 \\ 0 \\ 0 \\ 1 \\ 0 \\ 0 \\ 0 \\ 0 \\ 0 \end{matrix} & \begin{matrix} 0 \\ 0 \\ 0 \\ 0 \\ 1 \\ 0 \\ 0 \\ 0 \\ 0 \end{matrix} & \begin{matrix} 0 \\ 0 \\ 0 \\ 0 \\ 0 \\ 1 \\ 0 \\ 0 \\ 1 \end{matrix} & \begin{matrix} 0 \\ 0 \\ 0 \\ 0 \\ 0 \\ 0 \\ 0 \\ 0 \\ 1 \end{matrix} \end{matrix}$$
$$A^1 = M_{0,1}^T A^0 M_{0,1} = \begin{matrix} & 0 & 2 & 0 & 0 & 0 \\ \begin{matrix} 2 \\ 2 \\ 0 \\ 0 \\ 0 \end{matrix} & \begin{matrix} 0 \\ 1 \\ 2 \\ 1 \\ 0 \end{matrix} & \begin{matrix} 0 \\ 0 \\ 1 \\ 0 \\ 2 \end{matrix} & \begin{matrix} 0 \\ 0 \\ 0 \\ 2 \\ 2 \end{matrix} & \begin{matrix} 0 \\ 0 \\ 0 \\ 0 \\ 0 \end{matrix} \end{matrix}$$

Figure 6: The matching matrix example.

E Visualization of Clause Matching

In this section, we demonstrate a real example from the n -ary dataset to illustrate how Clause Matching (CM) works. Figure 7a shows the original input graph in the sentence “*Preclinical data have demonstrated that aftinib is a potent irreversible inhibitor of EGFR/HER1/ErbB1 receptors including the T790M variant.*”. In order to better visualize the CM process, we omit the adjacency edges in this figure.

In Figure 7a, we can observe that nodes such as “*of*”, “*including*”, and “*.*” are disconnected from others because several dependency arcs are dropped in the original n -ary dataset, as we stated in Section 3.1. We show the pooled graph in Figure 7b using CM algorithm given the input graph in Figure 7a. If a child node is merged with its parent forming a supernode, we use the parent node to visualize the supernode. For example, “*Preclinical*” is merged with “*data*”, so we only show “*data*” in Figure 7b.

Model	Detection		Classification	
	Ternary	Binary	Ternary	Binary
GS GLSTM (Song et al. 2018)	83.2	83.6	71.7	71.7
GCN (Full Tree) (Zhang, Qi, and Manning 2018)	84.8	83.6	77.5	74.3
AGGCN (Guo, Zhang, and Lu 2019)	87.0	85.6	79.7	77.4
Pooling-Unpooling (HM) _{GloVe}	91.5	94.0	90.8	94.7
Pooling-Unpooling (CM) _{GloVe}	91.4	93.9	90.8	93.6

Table 4: Results in average accuracy (%) of five-fold cross validation on the n -ary dataset for 4 sub-tasks when we use Entity Identity settings.

Folds	Binary	Ternary
fold#0	1256	1474
fold#1	1180	1432
fold#2	1234	1252
fold#3	1206	1531
fold#4	1211	1298

Table 5: The detailed distribution of data instances over the 5-fold on the n -ary dataset.

Data	Avg. Token	Avg. Sent.	Cross
Ternary	73.0	2.0	70.1%
Binary	61.0	1.8	55.2%

Table 6: The n -ary dataset statistics. ‘‘Avg. Token’’ and ‘‘Avg. Sent.’’ are the average number of tokens and the average sentence length per instance. ‘‘Cross’’ means the percentage of instance that contains multiple sentences.

	Train	Dev	Test
Documents	500	500	500
Positive pairs	1038	1012	1066
Intra	754	766	747
Inter	284	246	319
Negative pairs	4202	4075	4138
Entities			
Chemical	1467	1507	1434
Disease	1965	1864	1988
Mentions			
Chemical	5162	5307	5370
Disease	4252	4328	4430
Avg sent. len./doc.	25.6	25.4	25.7
Avg sents./doc.	9.2	9.3	9.7

Table 7: CDR dataset statistics

After CM pooling, several non-core arguments of ‘‘*inhibitor*’’ are merged, but we can still identify the main subject of ‘‘*inhibitor*’’, i.e ‘‘*afatinib*’’, in the graph, which demonstrates CM’s ability on keeping the main component of a clause. The result of using CM pooling twice is shown in Figure 7c. As depicted in the figure, although we have pooled the graph twice and have largely cut the graph size, those isolated nodes are not able to be merged. This is the reason why we hypothesize that CM does not work as well as HM

	Detection		Classification	
	Ternary	Binary	Ternary	Binary
Pooling-Unpooling (CM) _{SciBERT}	L3S2	L2S1	L3S2	L2S2
Pooling-Unpooling (HM) _{SciBERT}	L3S1	L3S2	L2S1	L2S1
GCN _{SciBERT}	4	10	10	4
Pooling-Unpooling (CM) _{GloVe}	L3S2	L3S3	L3S2	L3S2
Pooling-Unpooling (HM) _{GloVe}	L4S2	L4S2	L4S2	L4S2

Table 8: The best Sublayer (S) and Level (L) for models in our results for n -ary dataset. The total number of GCN layers can be calculated by $(2L - 1) \times S$. For models without graph pooling, we list the total number of GCN layers we use.

	Layers	Epoch
Pooling-Unpooling (CM) _{BERT Base}	L3S2	20
Pooling-Unpooling (HM) _{BERT Base}	L4S2	21
GCN _{BERT Base}	4	13
Pooling-Unpooling (CM) _{BERT Large}	L3S1	23
Pooling-Unpooling (HM) _{BERT Large}	L3S2	24
GCN _{BERT Large}	10	16
Pooling-Unpooling (CM) _{SciBERT}	L4S2	16
Pooling-Unpooling (HM) _{SciBERT}	L4S2	21
GCN _{SciBERT}	10	16
Pooling-Unpooling (HM) _{Static}	L3S4	55
Pooling-Unpooling (CM) _{Static}	L4S4	74
Pooling-Unpooling (HM) _{Static}	L3S4	55

Table 9: The best Sublayer (S) and Level (L) for each model in our main result. The total number of GCN layers can be calculated by $(2L - 1) \times S$. For models without graph pooling, we list the total number of GCN layers we use. We also report the epoch when each of our models gets its optimal development set performance.

in some sub-tasks of the n -ary dataset.

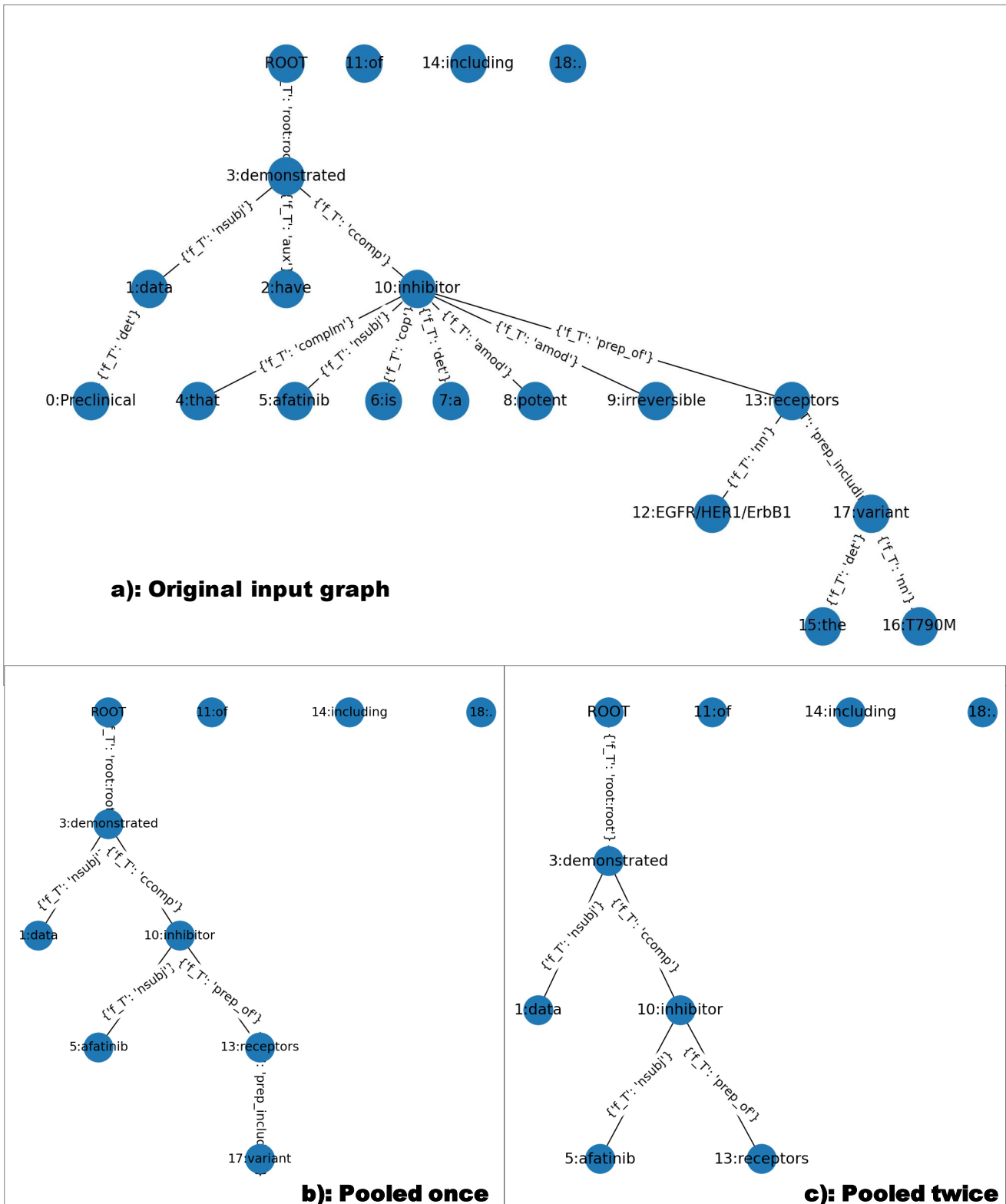


Figure 7: The visualization of Clause Matching for the input “Preclinical data have demonstrated that aftinib is a potent irreversible inhibitor of EGFR/HER1/ErbB1 receptors including the T790M variant .”. To better visualize the result, we omit the adjacency edges in this figure. Noted that “ROOT” does not exist in the real graph, we add the root node here in order to clearly show the tree structure.