

**NON-CONCENTRATION AND RESTRICTION BOUNDS FOR
NEUMANN EIGENFUNCTIONS OF PIECEWISE C^∞ BOUNDED
PLANAR DOMAINS**

HANS CHRISTIANSON AND JOHN A. TOTH

ABSTRACT. Let (Ω, g) be a piecewise-smooth, bounded convex domain in \mathbb{R}^2 and consider L^2 -normalized Neumann eigenfunctions ϕ_λ with eigenvalue λ^2 and $u_\lambda := \phi_\lambda|_{\partial\Omega}$ the associated Dirichlet data (ie. boundary restriction of ϕ_λ). Our first main result (Theorem 1) is a small-scale *non-concentration* estimate: We prove that for any $x_0 \in \bar{\Omega}$, (including boundary corner points) and any $\delta \in [0, 1)$,

$$\|\phi_h\|_{B(x_0, \lambda^{-\delta}) \cap \Omega} = O(\lambda^{-\delta/2}).$$

Our subsequent results involve applications of the nonconcentration estimate to upper bounds for L^2 restrictions of boundary eigenfunctions that are valid up to boundary corners. In particular, in Theorem 2 we prove that for any *flat* boundary edge Γ (possibly including corner points), the boundary restrictions $u_h := \phi_h|_{\partial\Omega}$ satisfy the bounds

$$\|u_\lambda\|_{L^2(\Gamma)} = O_\epsilon(\lambda^{1/4+\epsilon}),$$

for any $\epsilon > 0$. The exponent $1/4$ is sharp and the result improves on the $O(\lambda^{1/3})$ universal L^2 -restriction bound for Neumann eigenfunctions due to Tataru [Ta]. The $O(\lambda^{1/4})$ -bound is also an extension to the boundary (including corner points) of well-known interior L^2 restriction bounds of Burq-Gerard-Tzvetkov [BGT] along totally-geodesic hypersurfaces.

1. INTRODUCTION

1.1. Non-concentration estimates. Let $\Omega \subset \mathbb{R}^2$ be a bounded, convex planar domain with boundary $\partial\Omega$. We say that Ω is *piecewise smooth* if the boundary $\partial\Omega = \cup_{j=1}^N \Gamma_j$ such that there exist defining functions $f_j \in C^\infty(\mathbb{R}^2; \mathbb{R})$ with

$$\Gamma_j \subset \{x \in \mathbb{R}^2; f_j(x) = 0, df_j(x) \neq 0\}.$$

We refer to the Γ_j 's as the boundary edges. We say that a piecewise-smooth Ω is a *domain with corners* if the Γ_j 's are diffeomorphic to closed intervals with $\Gamma_j \cap \Gamma_{j+1} = c_j \in \mathbb{R}^2; j = 1, \dots, N$, such that at $c_j = \Gamma_j \cap \Gamma_{j+1}$,

$$\text{rank}(df_j(c_j), df_{j+1}(c_j)) = 2.$$

We refer to $\mathcal{C} := \{c_j\}_{j=1}^N$ as the set of *corner points* and the rank condition on the defining functions at the c_j 's ensures that the boundary edges $\Gamma_j; j = 1, \dots, N$ intersect at non-zero angles. We denote the angle at a corner c_j by α_j .

A fundamental issue regarding eigenfunctions involves their concentration properties (or lack thereof) on small balls with radius that depends on the semiclassical parameter h as $h \rightarrow 0^+$.

Let (M, g) be a compact Riemannian manifold without boundary and ϕ_h a Laplace eigenfunction with eigenvalue h^{-2} . Then, as pointed out in [So], using the explicit asymptotic formula for the half-wave operator $e^{it\sqrt{-\Delta}} : C^\infty(M) \rightarrow C^\infty(M)$ it is not hard to prove that there exists $C_M > 0$ such that

$$\|\phi_h\|_{L^2(B(r))}^2 = O(r)\|\phi_h\|_{L^2(M)}^2, \quad \forall r \geq C_M h \quad (1)$$

We refer to estimates of the form (1) as *non-concentration* bounds. The example of highest weight spherical harmonics on the round sphere (see Remark 3 below) shows that (1) is, in general, sharp. However, in certain cases, one expects improvements. For instance, in the case of surfaces with non-positive curvature, one can get logarithmic improvements [So] (see also [Han, HR]).

Since the proof of (1) uses the wave parametrix in a crucial way, the extension to manifolds with boundary is non-obvious since the behaviour of the wave operators near $\partial\Omega$ is much more complicated than in the boundaryless case. The first main result of this paper (Theorem 1) is an extension of the bounds in (1) to Neumann eigenfunctions of a bounded piecewise-smooth, convex planar domain. Our basic method of proof here is entirely stationary and uses a Rellich commutator argument rather than wave methods. This stationary approach allows us to deal with *both* boundaries and corners as well. We note that our result below holds right up to the boundary, including corner points.

Theorem 1. *Let $\Omega \subset \mathbb{R}^2$ be a piecewise C^∞ bounded, convex domain and consider the semiclassical Neumann eigenfunction problem:*

$$\begin{cases} -h^2 \Delta \phi_h(x) = \phi_h(x), & x \in \Omega, \\ \partial_\nu \phi_h|_{\partial\Omega} = 0, \\ \|\phi_h\|_{L^2(\Omega)} = 1, \end{cases}$$

where ∂_ν is the outward pointing normal derivative. Let $p_0 \in \overline{\Omega}$ be a point in Ω or on the boundary. Then for any $0 \leq \delta < 1$,

$$\|\phi_h\|_{L^2(B(p_0, h^\delta))}^2 = O(h^\delta). \quad (2)$$

Remark 1. The theorem is also true for Dirichlet eigenfunctions, but the proof in that case is much easier. We will point out the small modifications necessary to the proof of Theorem 1 in the proof.

Remark 2. As the proof will indicate, the bound for eigenfunction L^2 mass in a ball of radius h^δ , $0 \leq \delta \leq 1/2$, is relatively straightforward. The cases where $0 \leq \delta < 1/2$ follow immediately from the argument proving the $\delta = 1/2$ case. To improve to $1/2 < \delta < 1$, we use the estimate for $\delta = 1/2$ to bootstrap to $\delta = 2/3$. Then an induction step proves that for any integer $k > 0$, the result is true for $\delta = 1 - 1/3k$.

Remark 3. The estimate in Theorem 1 is sharp. To see this, let $\gamma \subset \Omega$ be a geodesic segment with $\gamma = \{(x', x_n = 0) \in \Omega; |x'| < \delta\}$ and $U = \{(x', x_n); |x_n| < \delta\}$ be a tubular neighbourhood, where $(x', x_n) : U \rightarrow \mathbb{R}^n$ are Fermi coordinates. An L^2 -normalized Gaussian beam localized on γ is of the form

$$u_h(x) = (2\pi h)^{-1/4} e^{-x_n^2/h} e^{ix'/h} (a(x', x_n) + O(h)); a \in C^\infty(U), |a(x)| > 0, x \in U.$$

It follows that

$$\|u_h\|_{B(0, h^{1/2})}^2 \sim \int_{|x_n| \leq h^{1/2}} \int_{|x'| < h^{1/2}} |u_h(x)|^2 dx \sim h^{1/2}.$$

Consider the case where $\Omega = \{(x, y); \frac{x^2}{a^2} + \frac{y^2}{b^2} = 1, y \geq 0\}$ where $a > b > 0$ is the half-ellipse and let ϕ_h be an L^2 -normalized Neumann eigenfunction. It is well-known (see [TZ] section 2.2) that there exists a subsequence of eigenfunctions that are Gaussian beams along the major axis $\{(x, 0); -a \leq x \leq a\}$. Consequently, the estimate in Theorem 1 is sharp in general. In the special case where the u_h satisfy polynomial small-scale quantum ergodicity (SSQE) on a scales $h^{1/2}$, since the volume of a ball of radius $h^{1/2}$ is h , one putatively expects a bound of $O(h)$ on the RHS in Theorem 1. Unfortunately, to our knowledge, there are no rigorous results on polynomial SSQE known at present, although logarithmic SSQE was proved by X. Han [Han].

1.2. Restriction bounds along geodesic boundary components. Our second theorem deals with bounds for eigenfunction restrictions. This problem has been the focus of many papers over the past decade and has deep and interesting connection to the study of the asymptotics of eigenfunction nodal set and, in particular, intersection bounds [CTZ, DZ, ET, G, GRS, HZ, JJ, JJZ, TZ, TZ13, TZ12] Specifically, in the case of L^2 -normalized Neumann eigenfunctions with $\|\phi_h\|_{L^2(\Omega)} = 1$, the h -Sobolev estimates give

$$\|u_h\|_{L^2(\partial\Omega)} = O(h^{-1/2}) \|\phi_h\|_{L^2(\Omega)} = O(h^{-1/2}),$$

and so the bounds in Theorem 2 are polynomial improvements over the (automatic) h -Sobolev estimates.

It was proved by Tataru [Ta] that for bounded domains with smooth boundary, the elementary Sobolev bounds can be improved and the Dirichlet traces u_h of Neumann eigenfunctions satisfy

$$\|u_h\|_{L^2(\partial\Omega)} = O(h^{-1/3}). \tag{3}$$

For general smooth boundaries, (3) is sharp and is saturated by whispering gallery modes on the disc [HT].

Remark 4. We emphasize that the $O(h^{-1/3})$ boundary estimate in (3) should *not* be confused with the restriction bound $\|u_h\|_{L^2(H)} = O(h^{-1/6})$ (see [BGT]) in the case where H is an *interior* curve segment with positive curvature. Roughly speaking, the latter is consistent with the decay of semiclassically rescaled Airy functions in classically *allowable* regions, whereas the former corresponds to Airy decay in the classically *forbidden* region. This is an interesting contrast that we hope to address in detail elsewhere.

As an application of the non-concentration estimate (see Theorem 1), we consider the problem of deriving sharp L^2 restriction bounds for Neumann eigenfunctions along geodesic boundary segments *up to corners*. When $\Gamma \subset \mathring{\Omega}$ is a *strictly interior* geodesic segment, the bound $\|u_h\|_{L^2(\Gamma)} = O(h^{-1/4})$ follow from the general L^p restriction bounds of Burq-Gerard-Tzvetkov [BGT]. The main novel feature of Theorem 2 is the extension of the interior $O(h^{-1/4})$ geodesic restriction bound to the boundary (including corners) with a loss of $h^{-\epsilon}$ for any $\epsilon > 0$, thereby improving on the universal Tataru $O(h^{-1/3})$ -bound along geodesic boundary edges.

To state our second main result, we will need the following

Definition 1. . Let Ω be a piecewise C^∞ planar domain with corners and $\Gamma_j \subset \partial\Omega$ be a flat edge. We say that Ω is *admissible* if for any adjacent interior angle α_j to a corner $c_j \in \Gamma_j$ the following conditions are satisfied:

- (i) $\{L_j(t) := c_j + e^{2i(\pi-\alpha_j)t}, t \in \mathbb{R}\} \cap \mathcal{C} = c_j$, when $\alpha_j \in (\pi/2, \pi)$,
- (ii) $\{L_j(t) := c_j + e^{2i\alpha_j t}, t \in \mathbb{R}\} \cap \mathcal{C} = c_j$, when $\alpha_j \in (0, \pi/2]$.

Roughly speaking, admissibility amounts to the condition that glancing rays to a flat boundary edge Γ_j starting from a corner point $c_j \in \Gamma_j$ reflect off an adjacent edge and do not hit any other corner point. The condition in terms of angles is stated slightly differently depending on whether the corner angle at c_j is obtuse as in (i), or acute as in (ii) (see Figures 4 and 5 where the lines L_j are pictured).

Theorem 2. *Let $\Omega \subset \mathbb{R}^2$ be a convex, bounded domain with corners and boundary $\partial\Omega$ that is admissible in the sense of Definition 1. Let Γ_j be a totally geodesic (i.e. flat) boundary segment and $u_h := \phi_h|_{\partial\Omega}$ be the Dirichlet traces of the Neumann eigenfunctions, ϕ_h . Then, for any $\epsilon > 0$ there exists $C_\epsilon > 0$ and $h_0(\epsilon) > 0$ such that for $h \in (0, h_0(\epsilon)]$,*

$$\|u_h\|_{L^2(\Gamma_j)} \leq C_\epsilon h^{-1/4-\epsilon}.$$

Let $N(h) : C^0(\partial\Omega) \rightarrow C^0(\partial\Omega)$ be the double layer potential corresponding to the free Green's function $G(q, q', h)$ of the Helmholtz equation $(-h^2\Delta_q - 1)G(q, q', h) = \delta(q - q')$ in \mathbb{R}^2 (see section 3). Setting aside technicalities, the rough idea of the proof of Theorem 2 involves combining a suitably microlocalized version of the boundary jumps equations $u_h = N(h)u_h$ with Sobolev restriction applied to the non-concentration results in Theorem 1 to bound the L^2 -mass of eigenfunction restrictions near corners. Specifically, in sections 3 and 4 we show that when Γ_j is a flat boundary edge, there exist certain boundary operators $N_j^{\mathcal{D}}(h), N_j^{\mathcal{G}}(h) : C^0(\partial\Omega) \rightarrow C^0(\Gamma_j)$ so that with $u_h^j := \mathbf{1}_{\Gamma_j}u_h$,

$$u_h^j = N_j^{\mathcal{G}}(h)u_h + N_j^{\mathcal{D}}(h)u_h + O(1)_{L^2}. \quad (4)$$

In (4), $N_j^{\mathcal{G}}(h)$ is an h -Fourier integral operator (h -FIO) with canonical relation graph β , where $\beta : \mathring{B}^*\partial\Omega \rightarrow \mathring{B}^*\partial\Omega$ is the billiard map. We refer to it as the *geometric* term in (4). On the other hand, the operator $N_j^{\mathcal{D}}(h)$ corresponds to diffraction at the

corners bounding the edge Γ_j and so, we refer to the latter as the *diffractive* term. Not suprisingly, the main contribution indeed comes from the geometric term and by successive reflections in the sides adjacent to a flat side Γ_j (see also Figures 4 and 5), in section 4 we show that under the admissibility assumption in Definition 1, for any $\epsilon > 0$,

$$\|N_j^\beta(h)u_h\|_{L^2(\Gamma_j)} = O_\epsilon(h^{-1/4-\epsilon}).$$

A more straightforward argument in subsection 4.2.1 also shows that the diffractive term satisfies

$$\|N_j^{\mathcal{D}}(h)u_h\|_{L^2} = O_\epsilon(h^{-1/4-\epsilon}).$$

Inserting these bounds in (4) then proves Theorem 2.

We note that Theorem 2 holds up to corners and also that the $-1/4$ -power in Theorem 2 is sharp. Indeed, it is not hard to show that the Gaussian beam eigenfunctions associated with the major axis of the semi-ellipse saturate the bound in (2). Using the L^p bound results for polygonal domains in [BFM], Matt Blair (personal communication) has recently proved that for *polygonal domains* one can dispense with the $h^{-\epsilon}$ -correction in Theorem 2. However, at the moment, for general domains with corners, we cannot rule out additional background diffractive effects in the restriction bounds near corners leading to a possible $h^{-\epsilon}$ loss. We hope to address this question in detail elsewhere.

The results in both Theorems 1 and 2 should extend to the general Riemannian setting of compact manifolds with boundary. However, the latter case presents additional complications that we hope to address elsewhere using more sophisticated 2-microlocal machinery.

Throughout the paper, given a set X and two non-negative functions $f, g : X \rightarrow \mathbb{R}^+$, the notation $f \lesssim g$ means that there exists a constant $C > 0$ such that $f(x) \leq Cg(x)$ for all $x \in X$. Similarly, the notation $f \approx g$ means that both $f \lesssim g$ and $g \lesssim f$. In addition, we will use the notation $O(h^{-\alpha-0})$ as a convenient shorthand for $O_\epsilon(h^{-\alpha-\epsilon})$ for any $\epsilon > 0$.

2. ONE POINT NON-CONCENTRATION IN SHRINKING BALLS

Before jumping into the details of the proof of Theorem 1, let us sketch the main intuitive idea. Suppose p_0 is a point on a flat side of $\partial\Omega$, and assume for simplicity that $\partial\Omega = \{y = 0\}$ locally near p_0 and $p_0 = (0, 0)$. Let χ be a smooth monotone bounded function, $\chi(y) \sim h^{-1/2}y$ in an $h^{1/2}$ neighbourhood of $y = 0$, and constant outside a neighbourhood of size $Mh^{1/2}$ for large M . Then $\chi'(y)$ is a bump function supported on $-Mh^{1/2} \leq y \leq Mh^{1/2}$ with $\chi'(y) \sim h^{-1/2}$ on $-h^{1/2} \leq y \leq h^{1/2}$. We then apply a

Rellich commutator type argument:

$$\begin{aligned}
& \int_{\Omega} ([-h^2\Delta - 1, \chi\partial_y]\phi_h)\phi_h dV \\
&= -2 \int_{\Omega} \chi'(y)(h^2\partial_y^2\phi_h)\phi_h dV + \mathcal{O}(1) \\
&= 2 \int_{\Omega} \chi'|h\partial_y\phi_h|^2 dV + \mathcal{O}(1) \\
&\gtrsim h^{-1/2} \int_{B((0,0),h^{1/2})\cap\Omega} |h\partial_y\phi_h|^2 dV - \mathcal{O}(1).
\end{aligned}$$

Computing the commutator explicitly shows the left hand side is bounded. Adding a similar computation with $\chi(x)\partial_x$ and rearranging would prove the theorem (for $\delta = 1/2$). A suitable h -dependent cutoff allows us to integrate by parts to go from estimating $\|h\nabla\phi_h\|_{L^2(B)}$ from below to estimating $\|\phi_h\|_{L^2(B)}$ from below. Here the $\mathcal{O}(1)$ error term is from differentiating χ twice: $h\chi'' = \mathcal{O}(1)$. This allows us to prove the theorem at the limiting scale $h^{1/2}$. The tricky part is using the $\delta = 1/2$ result to prove the result for $\delta = 2/3$, and then apply an induction argument to get the result for any $\delta < 1$. Of course in this little sketch, the $\mathcal{O}(1)$ terms from integrating by parts, etc. are actually very subtle in the case of Neumann eigenfunctions, and the bulk of the proof is dealing with these “lower order terms”.

2.1. Proof of Theorem 1.

Proof of Theorem 1. For simplicity, we will assume throughout the proof that the eigenfunctions ϕ_h are real-valued, however the general case can be obtained by taking real/imaginary parts where necessary. This is not a problem since the quantity we eventually want to compute is real-valued. However, assuming ϕ_h is real-valued does save us some notational headaches.

The proof will proceed by looking at boundary pieces away from corners and at corners separately, although the proof for corners has much in common with smooth sides.

The proof has several steps. First we establish the result for $\delta = 1/2$. The proof for $0 \leq \delta < 1/2$ is similar (and easier), so we omit the details. Then we use the $\delta = 1/2$ estimate to bootstrap the $\delta = 2/3$ estimate. Again, for $1/2 < \delta < 2/3$, the proof is the same as for $\delta = 2/3$ (but again easier). Our final step is an induction to prove that for any integer $k > 0$ the result is true for $\delta = 1 - 1/3k$.

We will employ a number of convenient cutoff functions.

Let $\tilde{\chi}(s) \in \mathcal{C}^\infty(\mathbb{R})$ satisfy the following conditions:

- $\tilde{\chi}$ is odd,
- $\tilde{\chi}' \geq 0$,
- $\tilde{\chi}(s) \equiv -1$ for $s \leq -3$ and $\tilde{\chi}(s) \equiv 1$ for $s \geq 3$,
- $\tilde{\chi}(-1) = -1/2$ and $\tilde{\chi}(1) = 1/2$,
- $\tilde{\chi}(s) = \frac{s}{2}$ for $-1 \leq s \leq 1$.

See Figure 1 for a picture.

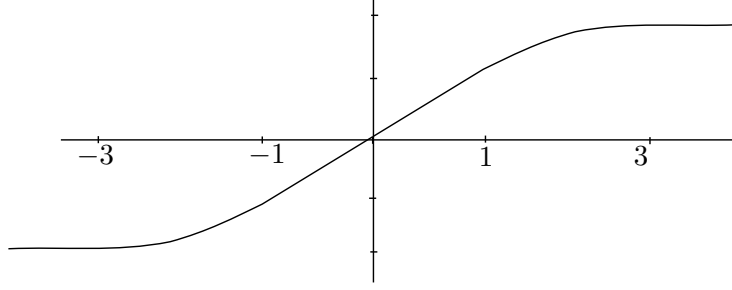


FIGURE 1. A sketch of the function $\tilde{\chi}$ used in the proof of Theorem 1.

Let $\gamma(s) = \tilde{\chi}'(s)$ so that γ has support in $\{-3 \leq s \leq 3\}$, $\gamma(s) \geq 0$, and $\gamma(s) \equiv 1/2$ for $|s| \leq 1$.

Choose also a smooth bump function $\tilde{\psi}(s) \in \mathcal{C}^\infty(\mathbb{R})$ satisfying

- $\tilde{\psi}(s)$ is even and $\tilde{\psi}' \leq 0$ for $s \geq 0$,
- $\tilde{\psi}(s) \equiv 1$ for $-1 \leq s \leq 1$,
- $\tilde{\psi}(s) \equiv 0$ for $|s| \geq 2$.

2.1.1. *Analysis away from corner points.* We first consider a boundary point p_0 which is on a smooth component of the boundary Γ away from corners. Rotate, translate, and use graph coordinates so that $\Gamma \subset \{y = \alpha(x)\}$ for locally smooth α , $p_0 = (0, 0)$, and Ω lies below the curve $y = \alpha(x)$. We will eventually need to invert $y = \alpha(x)$, so rotate further if necessary to assume that $\alpha'(0) = 1$. Let $\beta = \alpha^{-1}$ so that $y = \alpha(x) \iff x = \beta(y)$ locally near $(0, 0)$. We assume as before that Ω lies below the curve $y = \alpha(x)$; that is, $\Omega \subset \{(x, y); y < \alpha(x)\}$.

Let $\kappa = (1 + (\alpha')^2)^{1/2}$ be the arclength element with respect to x . Then the normal and tangential derivatives are respectively

$$\partial_\nu = -\frac{\alpha'}{\kappa}\partial_x + \frac{1}{\kappa}\partial_y, \quad \partial_\tau = \frac{1}{\kappa}\partial_x + \frac{\alpha'}{\kappa}\partial_y \quad (5)$$

so that

$$\partial_x = \frac{1}{\kappa}\partial_\tau - \frac{\alpha'}{\kappa}\partial_\nu, \quad \partial_y = \frac{\alpha'}{\kappa}\partial_\tau + \frac{1}{\kappa}\partial_\nu. \quad (6)$$

For $\epsilon > 0$ sufficiently small but independent of h , let

$$\chi(x, y) = \tilde{\chi}(x/h^{1/2})\tilde{\psi}(x/\epsilon)\tilde{\psi}(y/\epsilon). \quad (7)$$

If $\epsilon > 0$ is sufficiently small, we may assume that $\text{supp}(\chi|_{\partial\Omega}) \subset \Gamma$. We have $\chi(x, y) = x/2h^{1/2}$ for $-h^{1/2} \leq x \leq h^{1/2}$ and $-\epsilon \leq y \leq \epsilon$. We use the short hand notation $\chi_x := \partial_x\chi$, $\chi_y := \partial_y\chi$, so $\text{supp } \chi_x$ consists of three connected components, one near zero, one near $-\epsilon$, and one near ϵ . Note: since $\tilde{\chi}(x/h^{1/2})$ is constant for $x \leq -3h^{1/2}$ and $x \geq 3h^{1/2}$, we have that χ_x depends on h for $-3h^{1/2} \leq x \leq 3h^{1/2}$, but on the set $\{|x| \geq \epsilon\}$, $\chi_x = \epsilon^{-1}\tilde{\chi}(x/h^{1/2})\tilde{\psi}'(x/\epsilon)\tilde{\psi}(y/\epsilon)$ is independent of h . This

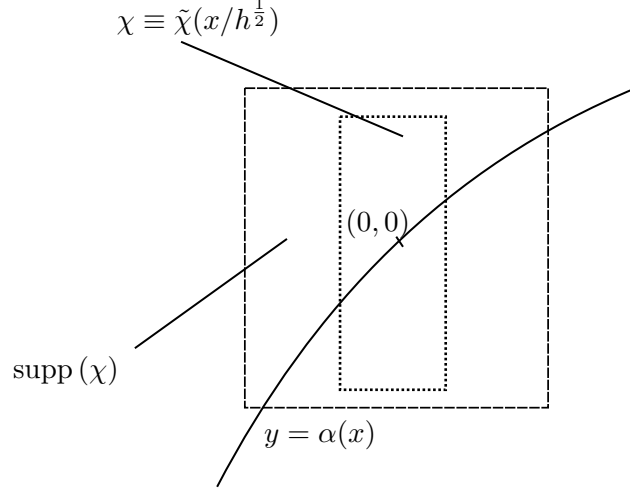


FIGURE 2. Ω in a neighbourhood of a point on a smooth side and the function χ .

means that

$$\chi_x(x, y) \geq h^{-1/2} \gamma(x/h^{1/2}) \gamma(y/h^{1/2}) - \mathcal{O}(1) \quad (8)$$

so that, in particular, $\chi_x \geq h^{-1/2}/4$ on $B((0, 0), h^{1/2})$.

In order to ease notation, let $r > 0$ be a small parameter not depending on h such that $r \gg \epsilon$ but a r neighbourhood of $(0, 0)$ still does not meet any corners. This is just so that integrating in $[-r, r]^2 \cap \Omega$ includes the full support of χ inside Ω . See Figure 2 for a picture.

We will use a Rellich-type commutator argument, but terms that appear “lower order” have non-trivial dependence on h and are not really lower order. We have

$$[-h^2 \Delta, \chi \partial_x] = -2\chi_x h^2 \partial_x^2 - h\chi_{xx} h \partial_x - 2\chi_y h \partial_x h \partial_y - h\chi_{yy} h \partial_x.$$

Since $\chi_{xx} = \mathcal{O}(h^{-1})$ and χ_y and χ_{yy} are bounded independent of h , we have

$$\begin{aligned} & \int_{\Omega} ([-h^2 \Delta - 1, \chi \partial_x] \phi_h) \phi_h dV \\ &= \int_{\Omega} ((-2\chi_x h^2 \partial_x^2 - h\chi_{xx} h \partial_x - 2\chi_y h \partial_x h \partial_y - h\chi_{yy} h \partial_x) \phi_h) \phi_h dV. \end{aligned} \quad (9)$$

We recall the standard estimate for first order derivatives:

$$\int_{\Omega} |h \nabla \phi_h|^2 dV = \int_{\Omega} (-h^2 \Delta \phi_h) \phi_h dV = 1.$$

We further have

$$\begin{aligned}
 & \int_{\Omega} \chi_y (h \partial_x h \partial_y \phi_h) \phi_h dV \\
 &= \int_{-r}^r \int_r^{\alpha(x)} \chi_y (h \partial_y h \partial_x \phi_h) \phi_h dy dx \\
 &= - \int_{-r}^r \int_r^{\alpha(x)} (h \partial_x \phi_h) (h \chi_{yy} \phi_h + \chi_y h \partial_y \phi_h) dy dx \\
 &\quad + \int_{-r}^r h \chi_y (h \partial_x \phi_h) \phi_h |_{-r}^{\alpha(x)} dx.
 \end{aligned}$$

For the boundary term, the support properties of χ means

$$\int_{-r}^r h \chi_y (h \partial_x \phi_h) \phi_h |_{-r}^{\alpha(x)} dx = \int_{-r}^r h \chi_y (h \partial_x \phi_h) \phi_h (x, \alpha(x)) dx.$$

Along the face $y = \alpha(x)$, we have $h \partial_x \phi_h = \kappa^{-1} h \partial_{\tau} \phi_h$, so, in tangent coordinates,

$$\begin{aligned}
 & \int_{-r}^r h \chi_y (h \partial_x \phi_h) \phi_h (x, \alpha(x)) dx \\
 &= \int h \chi_y \kappa^{-1} (h \partial_{\tau} \phi_h) \phi_h dS \\
 &= \frac{h^2}{2} \int \chi_y \kappa^{-1} \partial_{\tau} |\phi_h|^2 dS \\
 &= -\frac{h^2}{2} \int (\partial_{\tau} \chi_y \kappa^{-1}) |\phi_h|^2 dS.
 \end{aligned} \tag{10}$$

The function $\partial_{\tau} \chi_y \kappa^{-1} = \mathcal{O}(h^{-1/2})$, so, using the standard h -Sobolev estimates,

$$\begin{aligned}
 & \left| \frac{h^2}{2} \int (\partial_{\tau} \chi_y \kappa^{-1}) |\phi_h|^2 dS \right| \\
 &= \mathcal{O}(h^{1/2}) \int_{\Omega} (|h \nabla \phi_h|^2 + |\phi_h|^2) dV \\
 &= \mathcal{O}(h^{1/2}).
 \end{aligned} \tag{11}$$

This implies

$$\int_{\Omega} \chi_y (h \partial_x h \partial_y \phi_h) \phi_h dV = \mathcal{O}(1),$$

so that (9) becomes

$$\begin{aligned}
 & \int_{\Omega} ([-h^2 \Delta - 1, \chi \partial_x] \phi_h) \phi_h dV \\
 &= -2 \int_{\Omega} (\chi_x h^2 \partial_x^2 \phi_h) \phi_h dV + \mathcal{O}(1).
 \end{aligned}$$

Since $\text{supp } \chi_x \subset \{(x, y); \beta(y) < x < r, |y| < r\}$, by an integration by parts,

$$\begin{aligned}
& -2 \int_{\Omega} (\chi_x h^2 \partial_x^2 \phi_h) \phi_h dV \\
&= -2 \int_{-r}^r \int_{\beta(y)}^r (\chi_x h^2 \partial_x^2 \phi_h) \phi_h dx dy \\
&= 2 \int_{-r}^r \int_{\beta(y)}^r (\chi_x h \partial_x \phi_h) h \partial_x \phi_h dx dy \\
&\quad + 2 \int_{-r}^r \int_{\beta(y)}^r h (\chi_{xx} h \partial_x \phi_h) \phi_h dx dy \\
&\quad - 2 \int_{-r}^r ((h \chi_x h \partial_x \phi_h) \phi_h) |_{\beta(y)}^r dy \\
&= 2 \int_{-r}^r \int_{\beta(y)}^r \chi_x |h \partial_x \phi_h|^2 dx dy \\
&\quad - 2 \int_{-r}^r (h (\chi_x h \partial_x \phi_h) \phi_h) |_{\beta(y)}^r dy + \mathcal{O}(1), \tag{12}
\end{aligned}$$

where we have again used that $\chi_{xx} = \mathcal{O}(h^{-1})$. Unfortunately, as $\chi_x = \mathcal{O}(h^{-1/2})$, the boundary term is not necessarily bounded in the Neumann case.

However, we will see that the largest part miraculously cancels with a similar boundary term when we run a similar argument for a vector field in the ∂_y direction. Let

$$I_1 = -2 \int_{-r}^r ((h \chi_x h \partial_x \phi_h) \phi_h) |_{(\beta(y), y)}^r dy$$

be the boundary term from (12). Using the support properties of χ_x , we have $\chi_x(r, y) = 0$, so that

$$I_1 = 2 \int_{-r}^r ((h \chi_x h \partial_x \phi_h) \phi_h) (\beta(y), y) dy.$$

We now change variables $y = \alpha(x)$ so that

$$I_1 = 2 \int_{-r}^r ((h \chi_x h \partial_x \phi_h) \phi_h) (x, \alpha(x)) \alpha' dx. \tag{13}$$

We will return to this shortly.

Consider now the function

$$\rho(x, y) := \alpha'(x) \tilde{\chi}(\beta(y)/h^{1/2}) \tilde{\psi}(x/\epsilon) \tilde{\psi}(y/\epsilon). \tag{14}$$

We have

$$[-h^2 \Delta - 1, \rho \partial_y] = -2 \rho_y h^2 \partial_y^2 - h \rho_{yy} h \partial_y - 2 \rho_x h \partial_y h \partial_x - h \rho_{xx} h \partial_y.$$

Again, since $\rho_{yy} = \mathcal{O}(h^{-1})$ and ρ_x and ρ_{xx} are bounded, we have

$$\int_{\Omega} ([-h^2 \Delta - 1, \rho \partial_y] \phi_h) \phi_h dV = -2 \int_{\Omega} (\rho_y h^2 \partial_y^2 \phi_h) \phi_h dV + \mathcal{O}(1).$$

We again integrate by parts, but now in the y direction. We have

$$\begin{aligned}
 & -2 \int_{\Omega} (\rho_y h^2 \partial_y^2 \phi_h) \phi_h dV \\
 &= -2 \int_{-r}^r \int_{-r}^{\alpha(x)} (\rho_y h^2 \partial_y^2 \phi_h) \phi_h dy dx \\
 &= 2 \int_{-r}^r \int_{-r}^{\alpha(x)} \rho_y |h \partial_y \phi_h|^2 dy dx \\
 &\quad + 2 \int_{-r}^r \int_{-r}^{\alpha(x)} (h \rho_{yy} h \partial_y \phi_h) \phi_h dy dx \\
 &\quad - 2 \int_{-r}^r ((h \rho_y h \partial_y \phi_h) \phi_h) \Big|_{-r}^{\alpha(x)} dx \\
 &= 2 \int_{-r}^r \int_{-r}^{\alpha(x)} (\rho_y h \partial_y \phi_h) h \partial_y \phi_h dy dx \\
 &\quad - 2 \int_{-r}^r ((h \rho_y h \partial_y \phi_h) \phi_h) (x, \alpha(x)) dx + \mathcal{O}(1). \tag{15}
 \end{aligned}$$

Here we have again used that $\rho_{yy} = \mathcal{O}(h^{-1})$ and that $\rho_y(x, -r) = 0$.

Now let

$$I_2 = -2 \int_{-r}^r ((h \rho_y h \partial_y \phi_h) \phi_h) (x, \alpha(x)) dx \tag{16}$$

be the boundary term from (15). We observe that

$$\rho_y = \alpha'(x) \beta'(y) h^{-1/2} \tilde{\chi}'(\beta(y)/h^{1/2}) \tilde{\psi}(x/\epsilon) \tilde{\psi}(y/\epsilon) + \mathcal{O}(1).$$

In (15), we are evaluating at $y = \alpha(x)$, so we get

$$\begin{aligned}
 \rho_y(x, \alpha(x)) &= \alpha'(x) \beta'(\alpha(x)) h^{-1/2} \tilde{\chi}'(\alpha(x)/h^{1/2}) \tilde{\psi}(x/\epsilon) \tilde{\psi}(\alpha(x)/\epsilon) + \mathcal{O}(1) \\
 &= \chi_x(x, \alpha(x)) + \mathcal{O}(1) \tag{17}
 \end{aligned}$$

with χ as in (7). Substituting into (16), we have

$$I_2 = -2 \int_{-r}^r ((h \chi_x h \partial_y \phi_h) \phi_h) (x, \alpha(x)) dx + \mathcal{O}(1).$$

We now use the Neumann boundary conditions. We have

$$\begin{aligned}
 0 &= \partial_\nu \phi_h(x, \alpha(x)) \\
 &= -\frac{\alpha'}{\kappa} \partial_x \phi_h(x, \alpha(x)) + \frac{1}{\kappa} \partial_y \phi_h(x, \alpha(x)) \tag{18}
 \end{aligned}$$

so that $\alpha' \partial_x \phi_h(x, \alpha(x)) = \partial_y \phi_h(x, \alpha(x))$. Substituting into (13), we have

$$\begin{aligned}
I_1 + I_2 &= 2 \int_{-r}^r ((h\chi_x h\partial_x \phi_h) \phi_h)(x, \alpha(x)) \alpha' dx \\
&\quad - 2 \int_{-r}^r ((h\rho_y h\partial_y \phi_h) \phi_h)(x, \alpha(x)) dx \\
&= 2 \int_{-r}^r ((h\chi_x h\partial_x \phi_h) \phi_h)(x, \alpha(x)) \alpha' dx \\
&\quad - 2 \int_{-r}^r ((h\chi_x h\partial_y \phi_h) \phi_h)(x, \alpha(x)) dx + \mathcal{O}(1) \\
&= \mathcal{O}(1).
\end{aligned} \tag{19}$$

Summing (12) and (15) we have

$$\begin{aligned}
&\int_{\Omega} ([-h^2\Delta - 1, \chi\partial_x] \phi_h) \phi_h dV \\
&\quad + \int_{\Omega} ([-h^2\Delta - 1, \rho\partial_y] \phi_h) \phi_h dV \\
&= 2 \int_{\Omega} \chi_x |h\partial_x \phi_h|^2 dV + 2 \int_{\Omega} \rho_y |h\partial_y \phi_h|^2 dV + \mathcal{O}(1).
\end{aligned}$$

From (8) we have

$$\chi_x \geq h^{-1/2} \gamma(x/h^{1/2}) \gamma(y/h^{1/2}) - \mathcal{O}(1),$$

and similarly

$$\rho_y \geq h^{-1/2} \gamma(x/h^{1/2}) \gamma(y/h^{1/2}) - \mathcal{O}(1).$$

Hence

$$\begin{aligned}
&\int_{\Omega} ([-h^2\Delta - 1, \chi\partial_x] \phi_h) \phi_h dV \\
&\quad + \int_{\Omega} ([-h^2\Delta - 1, \rho\partial_y] \phi_h) \phi_h dV \\
&\geq \int_{\Omega} h^{-1/2} \gamma(x/h^{1/2}) \gamma(y/h^{1/2}) (|h\partial_x \phi_h|^2 + |h\partial_y \phi_h|^2) dV - \mathcal{O}(1) \\
&= \int_{\Omega} h^{-1/2} \gamma(x/h^{1/2}) \gamma(y/h^{1/2}) (-h^2 \partial_x^2 \phi_h - h^2 \partial_y^2 \phi_h) \phi_h dV \\
&\quad + h \int_{\partial\Omega} h^{-1/2} \gamma(x/h^{1/2}) \gamma(y/h^{1/2}) (h\partial_\nu \phi_h) \phi_h dS - \mathcal{O}(1) \\
&= \int_{\Omega} h^{-1/2} \gamma(x/h^{1/2}) \gamma(y/h^{1/2}) |\phi_h|^2 dV - \mathcal{O}(1),
\end{aligned} \tag{20}$$

where, in the last line of (20), we have used the eigenfunction equation and the Neumann boundary conditions. Since

$$\int_{\Omega} h^{-1/2} \gamma(x/h^{1/2}) \gamma(y/h^{1/2}) |\phi_h|^2 dV \geq \frac{1}{4} \int_{B(p_0, h^{1/2})} h^{-1/2} |\phi_h|^2 dV,$$

we have

$$\begin{aligned} \frac{1}{4} \int_{B(p_0, h^{1/2})} h^{-1/2} |\phi_h|^2 dV &\leq \int_{\Omega} ([-h^2 \Delta - 1, \chi \partial_x] \phi_h) \phi_h dV \\ &\quad + \int_{\Omega} ([-h^2 \Delta - 1, \rho \partial_y] \phi_h) \phi_h dV + \mathcal{O}(1). \end{aligned} \quad (21)$$

Expanding the commutator, using the eigenfunction equation, and integrating by parts, we have

$$\begin{aligned} &\int_{\Omega} ([-h^2 \Delta - 1, \chi \partial_x] \phi_h) \phi_h dV \\ &= \int_{\Omega} ((-h^2 \Delta - 1) \chi \partial_x \phi_h) \phi_h dV - \int_{\Omega} (\chi \partial_x (-h^2 \Delta - 1) \phi_h) \phi_h dV \\ &= \int_{\Omega} (\chi \partial_x \phi_h) ((-h^2 \Delta - 1) \phi_h) dV - \int_{\partial \Omega} (h \partial_{\nu} \chi h \partial_x \phi_h) \phi_h dS \\ &\quad + \int_{\partial \Omega} (\chi h \partial_x \phi_h) (h \partial_{\nu} \phi_h) dS \\ &= - \int_{\partial \Omega} (h \partial_{\nu} \chi h \partial_x \phi_h) \phi_h dS. \end{aligned} \quad (22)$$

Using (5), (6), and the Neumann boundary conditions, we have

$$\begin{aligned} h \partial_{\nu} \chi h \partial_x \phi_h &= \left(-\frac{\alpha'}{\kappa} h \partial_x + \frac{1}{\kappa} h \partial_y \right) \chi h \partial_x \phi_h \\ &= \left(-\frac{\alpha'}{\kappa} h \chi_x + \frac{1}{\kappa} h \chi_y \right) h \partial_x \phi_h \\ &\quad + \chi h \partial_{\nu} h \partial_x \phi_h \\ &= \left(-\frac{\alpha'}{\kappa} h \chi_x + \frac{1}{\kappa} h \chi_y \right) \left(\frac{1}{\kappa} \right) h \partial_{\tau} \phi_h \\ &\quad - \chi \frac{\alpha'}{\kappa} h^2 \partial_{\nu}^2 \phi_h + \mathcal{O}(h) h \partial_{\tau} \phi_h \\ &= -\frac{\alpha'}{\kappa^2} h \chi_x h \partial_{\tau} \phi_h - \chi \frac{\alpha'}{\kappa} h^2 \partial_{\nu}^2 \phi_h + \mathcal{O}(h) h \partial_{\tau} \phi_h. \end{aligned} \quad (23)$$

Remark 5. Here is where we see that dealing with the boundary terms for the Neumann eigenfunctions is significantly more difficult than in the case of Dirichlet eigenfunctions. Indeed, in the easier case of Dirichlet eigenfunctions, since Ω is convex, $\int_{\partial \Omega} |h \partial_{\nu} \phi_h|^2 dS$ is bounded and the integrand has a sign.

Plugging (23) into (22) and using integration by parts and Sobolev embedding for the $O(h)$ terms as we did in (10)-(11), we have

$$\begin{aligned} & \int_{\Omega} ([-h^2\Delta - 1, \chi\partial_x]\phi_h)\phi_h dV \\ &= \int_{\partial\Omega} \left(\chi \frac{\alpha'}{\kappa} h^2 \partial_\nu^2 \phi_h \right) \phi_h dS \\ & \quad + \int_{\partial\Omega} \left(\frac{\alpha'}{\kappa^2} h \chi_x h \partial_\tau \phi_h \right) \phi_h dS + \mathcal{O}(1). \end{aligned}$$

A similar computation gives

$$\begin{aligned} & \int_{\Omega} ([-h^2\Delta - 1, \rho\partial_y]\phi_h)\phi_h dV \\ &= - \int_{\partial\Omega} \left(\rho \frac{1}{\kappa} h^2 \partial_\nu^2 \phi_h \right) \phi_h dS \\ & \quad - \int_{\partial\Omega} \left(\frac{\alpha'}{\kappa^2} h \rho_y h \partial_\tau \phi_h \right) \phi_h dS + \mathcal{O}(1). \end{aligned}$$

Recalling that

$$\rho(x, \alpha(x)) = \alpha' \chi(x, \alpha(x))$$

and

$$\rho_y(x, \alpha(x)) = \chi_x(x, \alpha(x)) + \mathcal{O}(1),$$

we sum:

$$\begin{aligned} & \int_{\Omega} ([-h^2\Delta - 1, \chi\partial_x]\phi_h)\phi_h dV \\ & \quad + \int_{\Omega} ([-h^2\Delta - 1, \rho\partial_y]\phi_h)\phi_h dV \\ &= \int_{\partial\Omega} \left(\chi \frac{\alpha'}{\kappa} h^2 \partial_\nu^2 \phi_h \right) \phi_h dS \\ & \quad + \int_{\partial\Omega} \left(\frac{\alpha'}{\kappa^2} h \chi_x h \partial_\tau \phi_h \right) \phi_h dS \\ & \quad - \int_{\partial\Omega} \left(\rho \frac{1}{\kappa} h^2 \partial_\nu^2 \phi_h \right) \phi_h dS \\ & \quad - \int_{\partial\Omega} \left(\frac{\alpha'}{\kappa^2} h \rho_y h \partial_\tau \phi_h \right) \phi_h dS + \mathcal{O}(1) \\ &= \mathcal{O}(1), \tag{24} \end{aligned}$$

since the displayed terms on the RHS of (24) all cancel.

Finally, equating (21) with (24), we get

$$\int_{B(p_0, h^{1/2})} h^{-1/2} |\phi_h|^2 dV = \mathcal{O}(1)$$

as asserted.

2.1.2. *Analysis near corner points.* We now consider the case where p_0 is a corner. Translate and rotate so that $p_0 = (0, 0)$, and $\partial\Omega$ locally has two smooth sections. That is, after a rotation and translation, there exist locally smooth functions α_1 and α_2 such that α_1 is monotone increasing, α_2 is monotone decreasing, $\alpha_1'(0) > 0$, and $\alpha_2'(0) < 0$, and near $(0, 0)$

$$\partial\Omega = \{y = \alpha_1(x); 0 \leq x \leq \eta\} \cup \{y = \alpha_2(x); 0 \leq x \leq \eta\}$$

for some $\eta > 0$ independent of h . We assume further that locally Ω lies to the right of these sections (this is automatic due to convexity of Ω). Then locally each α_j has an inverse, which we denote β_j . That is, near $(0, 0)$, $y = \alpha_j(x) \iff x = \beta_j(y)$.

We will need to know the tangential and normal derivatives in these coordinates. For the top section where $y = \alpha_1(x)$, we have already computed in (5) and (6) with α replaced by α_1 . For the bottom section where $y = \alpha_2(x)$, let $\kappa_2 = (1 + (\alpha_2')^2)^{\frac{1}{2}}$ so that the tangent is $\tau = \kappa_2^{-1}(1, \alpha_2')$. Recalling that $\alpha_2' < 0$ near 0, the outward unit normal then is $\nu = \kappa_2^{-1}(\alpha_2', -1)$. Hence

$$\partial_\nu = \frac{\alpha_2'}{\kappa_2} \partial_x - \frac{1}{\kappa_2} \partial_y, \quad \partial_\tau = \frac{1}{\kappa_2} \partial_x + \frac{\alpha_2'}{\kappa_2} \partial_y \quad (25)$$

so that

$$\partial_x = \frac{1}{\kappa_2} \partial_\tau + \frac{\alpha_2'}{\kappa_2} \partial_\nu, \quad \partial_y = \frac{\alpha_2'}{\kappa_2} \partial_\tau - \frac{1}{\kappa_2} \partial_\nu. \quad (26)$$

For $\epsilon > 0$ sufficiently small, let $\chi(x, y)$ be the same as in (7). We again use a parameter $r \gg \epsilon$ but sufficiently small that $[-r, r]^2$ does not meet any other corners. Again, this is just to ease notation in our integral expressions. Applying the same commutator argument as in the smooth boundary segment case, the interior computations are the same, we just need to check what happens on the boundary. The key difference from the case with no corners is that boundary integrals have to be considered piecewise. See Figure 3 for a picture of the setup.

Integrating by parts in the x direction on the interior terms, we have:

$$\begin{aligned} \int_{\Omega} ([-h^2\Delta - 1, \chi\partial_x]\phi_h)\phi_h dV &= -2 \int_{\Omega} \chi_x (h^2\partial_x^2\phi_h)\phi_h dV + \mathcal{O}(1) \\ &= -2 \int_{-r}^0 \int_{x=\beta_2(y)}^r \chi_x (h^2\partial_x^2\phi_h)\phi_h dx dy \\ &\quad - 2 \int_0^r \int_{x=\beta_1(y)}^r \chi_x (h^2\partial_x^2\phi_h)\phi_h dx dy + \mathcal{O}(1) \\ &=: I_1 + I_2 + \mathcal{O}(1). \end{aligned}$$

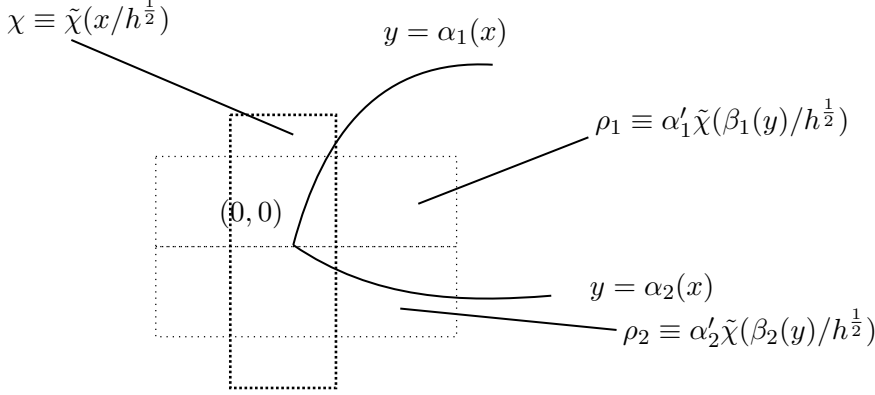


FIGURE 3. Ω in a neighbourhood of a corner and the functions χ , ρ_1 , and ρ_2 .

Let us examine I_1 first:

$$\begin{aligned}
I_1 &= 2 \int_{-r}^0 \int_{\beta_2(y)}^r h \chi_{xx} (h \partial_x \phi_h) \phi_h dx dy + 2 \int_{-r}^0 \int_{\beta_2(y)}^r \chi_x (|h \partial_x \phi_h|^2) dx dy \\
&\quad - 2 \int_{y=-r}^0 h \chi_x (h \partial_x \phi_h) \phi_h \Big|_{x=\beta_2(y)}^{x=r} dy \\
&= 2 \int_{-r}^0 \int_{\beta_2(y)}^r \chi_x |h \partial_x \phi_h|^2 dx dy \\
&\quad + 2 \int_{y=-r}^0 (h \chi_x (h \partial_x \phi_h) \phi_h)(\beta_2(y), y) dy + \mathcal{O}(1),
\end{aligned}$$

since χ has support in $x \leq 2\epsilon \ll r$, and $h \chi_{xx} = \mathcal{O}(1)$.

Similarly,

$$\begin{aligned}
I_2 &= 2 \int_0^r \int_{\beta_1(y)}^r \chi_x (|h \partial_x \phi_h|^2) dx dy \\
&\quad + 2 \int_0^r (h \chi_x (h \partial_x \phi_h) \phi_h)(\beta_1(y), y) dy + \mathcal{O}(1).
\end{aligned}$$

Summing, we have

$$\begin{aligned}
 & \int_{\Omega} ([-h^2\Delta - 1, \chi\partial_x]\phi_h)\phi_h dV \\
 &= I_1 + I_2 + \mathcal{O}(1) \\
 &= 2 \int_{\Omega} \chi_x (|h\partial_x\phi_h|^2) dx dy \\
 &\quad + 2 \int_{y=-r}^0 (h\chi_x(h\partial_x\phi_h)\phi_h)(\beta_2(y), y) dy \\
 &\quad + 2 \int_{y=0}^r (h\chi_x(h\partial_x\phi_h)\phi_h)(\beta_1(y), y) dy + \mathcal{O}(1).
 \end{aligned}$$

For the two boundary terms, we change variables $y = \alpha_2(x)$ and $y = \alpha_1(x)$ respectively to get

$$\begin{aligned}
 & \int_{\Omega} ([-h^2\Delta - 1, \chi\partial_x]\phi_h)\phi_h dV \\
 &= 2 \int_{\Omega} \chi_x (|h\partial_x\phi_h|^2) dx dy - 2 \int_0^r \alpha'_2(x) (h\chi_x(h\partial_x\phi_h)\phi_h)(x, \alpha_2(x)) dx \\
 &\quad + 2 \int_0^r \alpha'_1(x) (h\chi_x(h\partial_x\phi_h)\phi_h)(x, \alpha_1(x)) dx + \mathcal{O}(1). \tag{27}
 \end{aligned}$$

Note the sign change on the second integral to correct for reversed orientation in the x direction.

We now want to employ a similar argument with ∂_y . However, our function ρ cannot be globally defined if we want to write ρ in terms of χ on the boundary, since we are not assuming any relation between α_1 and α_2 . Let

$$\Omega_1 = \Omega \cap \{x \leq r\} \cap \{y \geq 0\},$$

and

$$\Omega_2 = \Omega \cap \{x \leq r\} \cap \{y \leq 0\}$$

be the top and bottom parts of Ω near $(0, 0)$. For $j = 1, 2$, let

$$\rho_j(x, y) := \alpha'_j(x) \tilde{\chi}(\beta_j(y)/h^{\frac{1}{2}}) \tilde{\psi}(x/\epsilon) \tilde{\psi}(y/\epsilon), \quad j = 1, 2. \tag{28}$$

See Figure 3 for a picture of the setup.

Let us record some facts about the ρ_j 's. First, along $y = \alpha_j$, $j = 1, 2$, we have

$$\rho_j(x, \alpha_j(x)) = \alpha'_j(x) \tilde{\chi}(x/h^{\frac{1}{2}}) \tilde{\psi}(x/\epsilon) \tilde{\psi}(\alpha_j(x)/\epsilon) = \alpha'_j \chi(x, \alpha_j(x)). \tag{29}$$

Along $y = 0$, $\rho_j = 0$, since $\tilde{\chi}$ is an odd function and $\beta_j(0) = 0$ for $j = 1, 2$. Along $y = \alpha_j$,

$$\begin{aligned}
 \partial_y \rho_j(x, \alpha_j(x)) &= h^{-\frac{1}{2}} \alpha'_j(x) \beta'_j(\alpha_j(x)) \tilde{\chi}'(x/h^{\frac{1}{2}}) \tilde{\psi}(x/\epsilon) \tilde{\psi}(\alpha_j(x)/\epsilon) + \mathcal{O}(1) \\
 &= h^{-\frac{1}{2}} \tilde{\chi}'(x/h^{\frac{1}{2}}) \tilde{\psi}(x/\epsilon) \tilde{\psi}(\alpha_j(x)/\epsilon) + \mathcal{O}(1) \\
 &= \partial_x \chi(x, \alpha_j(x)) + \mathcal{O}(1).
 \end{aligned}$$

Here the implicit $\mathcal{O}(1)$ errors are from differentiating the $\tilde{\psi}$ functions so are supported away from the corners. Finally, along $y = 0$, we have $\tilde{\chi}'(0) = 1/2$ and $\tilde{\psi}'(0) = 0$, so that

$$\partial_y \rho_j(x, 0) = h^{-\frac{1}{2}} \tilde{\chi}'(0) \tilde{\psi}(x/\epsilon) \tilde{\psi}(0) \quad (30)$$

$$= (h^{-1/2}/2) \tilde{\psi}(x/\epsilon). \quad (31)$$

Now consider the vector field $\rho_1 \partial_y$ on Ω_1 . The same commutator computation and integrations by parts in y yields the following:

$$\begin{aligned} & \int_{\Omega_1} ([-h^2 \Delta - 1, \rho_1 \partial_y] \phi_h) \phi_h dV \\ &= -2 \int_{\Omega_1} \rho_{1,y} (h^2 \partial_y^2 \phi_h) \phi_h dV + \mathcal{O}(1) \\ &= -2 \int_{x=0}^r \int_{y=0}^{y=\alpha_1(x)} \rho_{1,y} (h^2 \partial_y^2 \phi_h) \phi_h dy dx + \mathcal{O}(1) \\ &= 2 \int_{x=0}^r \int_{y=0}^{y=\alpha_1(x)} \rho_{1,y} |h \partial_y \phi_h|^2 dy dx - 2 \int_{x=0}^r h \rho_{1,y} (h \partial_y \phi_h) \phi_h \Big|_{y=0}^{y=\alpha_1(x)} dx + \mathcal{O}(1) \\ &= 2 \int_{\Omega_1} \rho_{1,y} |h \partial_y \phi_h|^2 dy dx - 2 \int_{x=0}^r (h \rho_{1,y} (h \partial_y \phi_h) \phi_h)(x, \alpha_1(x)) dx \\ &\quad + 2 \int_{x=0}^r (h \rho_{1,y} (h \partial_y \phi_h) \phi_h)(x, 0) dx + \mathcal{O}(1) \\ &= 2 \int_{\Omega_1} \rho_{1,y} |h \partial_y \phi_h|^2 dy dx \\ &\quad - 2 \int_{x=0}^r (h(\chi_x + \mathcal{O}(1)) (h \partial_y \phi_h) \phi_h)(x, \alpha_1(x)) dx \\ &\quad + 2 \int_{x=0}^r (h^{-1/2}/2) \tilde{\psi}(x/\epsilon) (h (h \partial_y \phi_h) \phi_h)(x, 0) dx + \mathcal{O}(1) \\ &= 2 \int_{\Omega_1} \rho_{1,y} |h \partial_y \phi_h|^2 dV - 2 \int_{x=0}^r (h \chi_x (h \partial_y \phi_h) \phi_h)(x, \alpha_1(x)) dx \\ &\quad + h^{\frac{1}{2}} \int_{x=0}^r \tilde{\psi}(x/\epsilon) (h \partial_y \phi_h) \phi_h(x, 0) dx + \mathcal{O}(1). \end{aligned} \quad (32)$$

Here we have used integration by parts along the boundary and Sobolev embedding on the implicit $\mathcal{O}(h)$ boundary terms supported away from the corner, just as in (10)-(11).

A similar computation on Ω_2 using the vector field $\rho_2 \partial_y$ gives

$$\begin{aligned}
 & \int_{\Omega_2} ([-h^2 \Delta - 1, \rho_2 \partial_y] \phi_h) \phi_h dV \\
 &= -2 \int_{\Omega_2} \rho_{2,y} (h^2 \partial_y^2 \phi_h) \phi_h dV + \mathcal{O}(1) \\
 &= -2 \int_{x=0}^r \int_{y=\alpha_2}^{y=0} \rho_{2,y} (h^2 \partial_y^2 \phi_h) \phi_h dy dx + \mathcal{O}(1) \\
 &= 2 \int_{x=0}^r \int_{y=\alpha_2}^{y=0} \rho_{2,y} |h \partial_y \phi_h|^2 dy dx - 2 \int_{x=0}^r h \rho_{1,y} (h \partial_y \phi_h) \phi_h \Big|_{y=\alpha_2}^{y=0} dx + \mathcal{O}(1) \\
 &= 2 \int_{\Omega_2} \rho_{2,y} |h \partial_y \phi_h|^2 dV - h^{\frac{1}{2}} \int_{x=0}^r \tilde{\psi}(x/\epsilon) (h \partial_y \phi_h) \phi_h(x, 0) dx \\
 &\quad + 2 \int_{x=0}^r h \chi_x (h \partial_y \phi_h) \phi_h(x, \alpha_2(x)) dx + \mathcal{O}(1). \tag{33}
 \end{aligned}$$

Summing (32) and (33) and making the obvious cancellations, we have

$$\begin{aligned}
 & \int_{\Omega_1} ([-h^2 \Delta - 1, \rho_1 \partial_y] \phi_h) \phi_h dV + \int_{\Omega_2} ([-h^2 \Delta - 1, \rho_2 \partial_y] \phi_h) \phi_h dV \\
 &= 2 \int_{\Omega_1} \rho_{1,y} |h \partial_y \phi_h|^2 dV + 2 \int_{\Omega_2} \rho_{2,y} |h \partial_y \phi_h|^2 dV \\
 &\quad - 2 \int_{x=0}^r (h \chi_x (h \partial_y \phi_h) \phi_h)(x, \alpha_1(x)) dx \\
 &\quad + 2 \int_{x=0}^r h \chi_x (h \partial_y \phi_h) \phi_h(x, \alpha_2(x)) dx + \mathcal{O}(1). \tag{34}
 \end{aligned}$$

We now use the Neumann boundary conditions on ϕ_h and sum (27) and (34). On the top segment where $y \geq 0$, we have (5) and (6) so

$$0 = \partial_\nu \phi_h = -\frac{\alpha'_1}{\kappa_1} \partial_x \phi_h + \frac{1}{\kappa_1} \partial_y \phi_h.$$

Then $\partial_y \phi_h = \alpha'_1 \partial_x \phi_h$ on the upper section. Similarly, on the bottom section we have (25) and (26) so that $\partial_y \phi_h = \alpha'_2 \partial_x \phi_h$. Consequently, (34) becomes

$$\begin{aligned}
 & \int_{\Omega_1} ([-h^2 \Delta - 1, \rho_1 \partial_y] \phi_h) \phi_h dV + \int_{\Omega_2} ([-h^2 \Delta - 1, \rho_2 \partial_y] \phi_h) \phi_h dV \\
 &= 2 \int_{\Omega_1} \rho_{1,y} |h \partial_y \phi_h|^2 dV + 2 \int_{\Omega_2} \rho_{2,y} |h \partial_y \phi_h|^2 dV \\
 &\quad - 2 \int_{x=0}^r (h \chi_x (\alpha'_1 h \partial_x \phi_h) \phi_h)(x, \alpha_1(x)) dx \\
 &\quad + 2 \int_{x=0}^r h \chi_x (\alpha'_2 h \partial_x \phi_h) \phi_h(x, \alpha_2(x)) dx + \mathcal{O}(1). \tag{35}
 \end{aligned}$$

Now summing (27) and (35) and making the obvious cancellations, we have

$$\begin{aligned}
& \int_{\Omega} ([-h^2\Delta - 1, \chi\partial_x]\phi_h)\phi_h dV \\
& \quad + \int_{\Omega_1} ([-h^2\Delta - 1, \rho_1\partial_y]\phi_h)\phi_h dV + \int_{\Omega_2} ([-h^2\Delta - 1, \rho_2\partial_y]\phi_h)\phi_h dV \\
& = 2 \int_{\Omega} \chi_x (|h\partial_x\phi_h|^2 dV + 2 \int_{\Omega_1} \rho_{1,y} |h\partial_y\phi_h|^2 dV + 2 \int_{\Omega_2} \rho_{2,y} |h\partial_y\phi_h|^2 dV + \mathcal{O}(1).
\end{aligned} \tag{36}$$

It remains to compute the commutators on the LHS of (36). By Green's formula,

$$\int_{\Omega} ([-h^2\Delta - 1, \chi(x, y)\partial_x]\phi_h)\phi_h dV = - \int_{\partial\Omega} (h\partial_{\nu}\chi h\partial_x\phi_h)\phi_h dS$$

and for $j = 1, 2$

$$\begin{aligned}
& \int_{\Omega_j} ([-h^2\Delta - 1, \rho_j(x, y)\partial_y]\phi_h)\phi_h dV \\
& = - \int_{\partial\Omega_j} (h\partial_{\nu}\rho_j h\partial_y\phi_h)\phi_h dS + \int_{\partial\Omega_j} (\rho_j h\partial_y\phi_h)(h\partial_{\nu}\phi_h) dS \\
& = - \int_{\partial\Omega_j} (h\partial_{\nu}\rho_j h\partial_y\phi_h)\phi_h dS.
\end{aligned}$$

Here the second integral in the second line is zero since ϕ_h has Neumann boundary conditions along the boundary $y = \alpha_1$, and $\rho_j = 0$ along the line $y = 0$.

On the upper segment, we use that $\partial_{\nu} = -\frac{\alpha'_1}{\kappa_1}\partial_x + \frac{1}{\kappa_1}\partial_y$, and $\partial_x = \frac{1}{\kappa_1}\partial_{\tau} - \frac{\alpha'_1}{\kappa_1}\partial_{\nu}$ to get

$$\begin{aligned}
h\partial_{\nu}\chi h\partial_x\phi_h & = \chi h\partial_x h\partial_{\nu}\phi_h + [h\partial_{\nu}, \chi h\partial_x]\phi_h \\
& = -\frac{\alpha'_1}{\kappa_1}\chi h^2\partial_{\nu}^2\phi_h - \frac{\alpha'_1}{\kappa_1^2}h\chi_x h\partial_{\tau}\phi_h + \mathcal{O}(h)h\partial_{\tau}\phi_h.
\end{aligned}$$

Similarly, on the lower segment, $\partial_{\nu} = \frac{\alpha'_2}{\kappa_2}\partial_x - \frac{1}{\kappa_2}\partial_y$ and $\partial_x = \frac{1}{\kappa_2}\partial_{\tau} + \frac{\alpha'_2}{\kappa_2}\partial_{\nu}$, so that

$$h\partial_{\nu}\chi h\partial_x\phi_h = \frac{\alpha'_2}{\kappa_2}\chi h^2\partial_{\nu}^2\phi_h + \frac{\alpha'_2}{\kappa_2^2}h\chi_x h\partial_{\tau}\phi_h + \mathcal{O}(h)h\partial_{\tau}\phi_h.$$

Plugging in, we have

$$\begin{aligned}
 & \int_{\Omega} ([-h^2\Delta - 1, \chi(x, y)\partial_x]\phi_h)\phi_h dV \\
 &= - \int_{\partial\Omega} (h\partial_\nu\chi h\partial_x\phi_h)\phi_h dS \\
 &= - \int_{\partial\Omega\cap\{y\geq 0\}} \left(-\frac{\alpha'_1}{\kappa_1}\chi h^2\partial_\nu\phi_h - \frac{\alpha'_1}{\kappa_1^2}h\chi_x h\partial_\tau\phi_h + \mathcal{O}(h)h\partial_\tau\phi_h\right)\phi_h dS \\
 &\quad - \int_{\partial\Omega\cap\{y\leq 0\}} \left(\frac{\alpha'_2}{\kappa_2}\chi h^2\partial_\nu\phi_h + \frac{\alpha'_2}{\kappa_2^2}h\chi_x h\partial_\tau\phi_h + \mathcal{O}(h)h\partial_\tau\phi_h\right)\phi_h dS \\
 &= - \int_{\partial\Omega\cap\{y\geq 0\}} \left(-\frac{\alpha'_1}{\kappa_1}\chi h^2\partial_\nu\phi_h - \frac{\alpha'_1}{\kappa_1^2}h\chi_x h\partial_\tau\phi_h\right)\phi_h dS \\
 &\quad - \int_{\partial\Omega\cap\{y\leq 0\}} \left(\frac{\alpha'_2}{\kappa_2}\chi h^2\partial_\nu\phi_h + \frac{\alpha'_2}{\kappa_2^2}h\chi_x h\partial_\tau\phi_h\right)\phi_h dS + \mathcal{O}(1), \tag{37}
 \end{aligned}$$

where we have again used integration by parts along the boundary and Sobolev embedding on the implicit $\mathcal{O}(h)$ boundary terms supported away from the corner, just as we did in (10)-(11).

For the computations involving the vector fields $\rho_j\partial_y$, we have by Green's formula

$$\begin{aligned}
 & \int_{\Omega_j} ([-h^2\Delta - 1, \rho_j\partial_y]\phi_h)\phi_h dV \\
 &= - \int_{\partial\Omega_j} (h\partial_\nu\rho_j h\partial_y\phi_h)\phi_h dS \\
 &= - \int_{\{y=\alpha_1(x)\}} (h\partial_\nu\rho_j h\partial_y\phi_h)\phi_h dS - \int_{\{y=0\}} (h\partial_\nu\rho_j h\partial_y\phi_h)\phi_h dS,
 \end{aligned}$$

since $\tilde{\psi}(x/\epsilon)$ has compact support in $\{x \leq 2\epsilon \ll r\}$. Using the same computations which led to (37), on $\{y = \alpha_1\}$, we have

$$h\partial_\nu\rho_1 h\partial_y\phi_h = \frac{1}{\kappa_1}\rho_1 h^2\partial_\nu^2\phi_h + \frac{\alpha'_1}{\kappa_1^2}h\rho_{1,y} h\partial_\tau\phi_h + \mathcal{O}(h)h\partial_\tau\phi_h.$$

On $\{y = 0\}$, from Ω_1 , we have $\partial_\nu = -\partial_y$, so that

$$\begin{aligned}
 h\partial_\nu\rho_1 h\partial_y\phi_h &= -h\partial_y\rho_1 h\partial_y\phi_h \\
 &= -h\rho_{1,y} h\partial_y\phi_h - \rho_1 h^2\partial_y^2\phi_h \\
 &= -h\rho_{1,y} h\partial_y\phi_h \\
 &= -(h^{\frac{1}{2}}/2)\tilde{\psi}(x/\epsilon)h\partial_y\phi_h,
 \end{aligned}$$

since $\rho_1(x, 0) = 0$. In the last line we have used (31). Putting this together, we have

$$\begin{aligned}
& \int_{\Omega_1} ([-h^2\Delta - 1, \rho_1\partial_y]\phi_h)\phi_h dV \\
&= - \int_{\partial\Omega_1} (h\partial_\nu\rho_1 h\partial_y\phi_h)\phi_h dS \\
&= - \int_{\{y=\alpha_1\}} (h\partial_\nu\rho_1 h\partial_y\phi_h)\phi_h dS - \int_{\{y=0\}} (h\partial_\nu\rho_1 h\partial_y\phi_h)\phi_h dS \\
&= - \int_{\{y=\alpha_1\}} \left(\frac{1}{\kappa_1}\rho_1 h^2\partial_\nu^2\phi_h + \frac{\alpha'_1}{\kappa_1^2}h\rho_{1,y}h\partial_\tau\phi_h + \mathcal{O}(h)h\partial_\tau\phi_h\right)\phi_h dS \\
&\quad - \int_{\{y=0\}} (-h\rho_{1,y}h\partial_y\phi_h)\phi_h dS \\
&= - \int_{\{y=\alpha_1\}} \left(\frac{1}{\kappa_1}\rho_1 h^2\partial_\nu^2\phi_h + \frac{\alpha'_1}{\kappa_1^2}h\rho_{1,y}h\partial_\tau\phi_h\right)\phi_h dS \\
&\quad - \int_{\{y=0\}} \left(-\left(h^{\frac{1}{2}}/2\right)\tilde{\psi}(x/\epsilon)h\partial_y\phi_h\right)\phi_h dS + \mathcal{O}(1). \tag{38}
\end{aligned}$$

Here we have once again used the Sobolev embedding on the implicit $\mathcal{O}(h)$ boundary terms just as we did in (10)-(11).

In a similar fashion, we compute for Ω_2 :

$$\begin{aligned}
& \int_{\Omega_2} ([-h^2\Delta - 1, \rho_2\partial_y]\phi_h)\phi_h dV \\
&= - \int_{\partial\Omega_2} (h\partial_\nu\rho_2 h\partial_y\phi_h)\phi_h dS \\
&= - \int_{\{y=\alpha_2\}} \left(-\frac{1}{\kappa_2}\rho_2 h^2\partial_\nu^2\phi_h - \frac{\alpha'_2}{\kappa_1^2}h\rho_{2,y}h\partial_\tau\phi_h\right)\phi_h dS \\
&\quad - \int_{\{y=0\}} \left(\left(h^{\frac{1}{2}}/2\right)\tilde{\psi}(x/\epsilon)h\partial_y\phi_h\right)\phi_h dS + \mathcal{O}(1). \tag{39}
\end{aligned}$$

Here in the last line we have used that, from Ω_2 , $\partial_\nu = \partial_y$ along $\{y = 0\}$.

Summing (38) and (39), we have

$$\begin{aligned}
 & \int_{\Omega_1} ([-h^2\Delta - 1, \rho_1\partial_y]\phi_h)\phi_h dV + \int_{\Omega_2} ([-h^2\Delta - 1, \rho_2\partial_y]\phi_h)\phi_h dV \\
 &= - \int_{\{y=\alpha_1\}} \left(\frac{1}{\kappa_1} \rho_1 h^2 \partial_\nu^2 \phi_h + \frac{\alpha'_1}{\kappa_1^2} h \rho_{1,y} h \partial_\tau \phi_h \right) \phi_h dS \\
 & \quad + \int_{\{y=0\}} \left((h^{\frac{1}{2}}/2) \tilde{\psi}(x/\epsilon) h \partial_y \phi_h \right) \phi_h dS \\
 & \quad + \int_{\{y=\alpha_2\}} \left(\frac{1}{\kappa_2} \rho_2 h^2 \partial_\nu^2 \phi_h + \frac{\alpha'_2}{\kappa_2^2} h \rho_{2,y} h \partial_\tau \phi_h \right) \phi_h dS \\
 & \quad - \int_{\{y=0\}} \left((h^{\frac{1}{2}}/2) \tilde{\psi}(x/\epsilon) h \partial_y \phi_h \right) \phi_h dS + \mathcal{O}(1) \\
 &= - \int_{\{y=\alpha_1\}} \left(\frac{1}{\kappa_1} \rho_1 h^2 \partial_\nu^2 \phi_h + \frac{\alpha'_1}{\kappa_1^2} h \rho_{1,y} h \partial_\tau \phi_h \right) \phi_h dS \\
 & \quad + \int_{\{y=\alpha_2\}} \left(\frac{1}{\kappa_2} \rho_2 h^2 \partial_\nu^2 \phi_h + \frac{\alpha'_2}{\kappa_2^2} h \rho_{2,y} h \partial_\tau \phi_h \right) \phi_h dS + \mathcal{O}(1) \tag{40}
 \end{aligned}$$

From (29), we know that

$$\rho_j(x, \alpha_j(x)) = \alpha'_j \chi(x, \alpha_j(x))$$

and

$$\rho_{j,y}(x, \alpha_j(x)) = \chi_x(x, \alpha_j(x)) + \mathcal{O}(1),$$

so that (40) becomes

$$\begin{aligned}
 & \int_{\Omega_1} ([-h^2\Delta - 1, \rho_1\partial_y]\phi_h)\phi_h dV + \int_{\Omega_2} ([-h^2\Delta - 1, \rho_2\partial_y]\phi_h)\phi_h dV \\
 &= - \int_{\{y=\alpha_1\}} \left(\frac{1}{\kappa_1} \alpha'_1 \chi h^2 \partial_\nu^2 \phi_h + \frac{\alpha'_1}{\kappa_1^2} h \chi_x h \partial_\tau \phi_h \right) \phi_h dS \\
 & \quad + \int_{\{y=\alpha_2\}} \left(\frac{1}{\kappa_2} \alpha'_2 \chi h^2 \partial_\nu^2 \phi_h + \frac{\alpha'_2}{\kappa_2^2} h \chi_x h \partial_\tau \phi_h \right) \phi_h dS + \mathcal{O}(1) \tag{41}
 \end{aligned}$$

Summing (37) and (41), we have

$$\begin{aligned}
& \int_{\Omega} ([-h^2\Delta - 1, \chi\partial_x]\phi_h)\phi_h dV \\
& + \int_{\Omega_1} ([-h^2\Delta - 1, \rho_1\partial_y]\phi_h)\phi_h dV + \int_{\Omega_2} ([-h^2\Delta - 1, \rho_2\partial_y]\phi_h)\phi_h dV \\
& = - \int_{\partial\Omega \cap \{y \geq 0\}} \left(-\frac{\alpha'_1}{\kappa_1} \chi h^2 \partial_\nu \phi_h - \frac{\alpha'_1}{\kappa_1^2} h \chi_x h \partial_\tau \phi_h \right) \phi_h dS \\
& - \int_{\partial\Omega \cap \{y \leq 0\}} \left(\frac{\alpha'_2}{\kappa_2} \chi h^2 \partial_\nu \phi_h + \frac{\alpha'_2}{\kappa_2^2} h \chi_x h \partial_\tau \phi_h \right) \phi_h dS \\
& - \int_{\{y = \alpha_1\}} \left(\frac{1}{\kappa_1} \alpha'_1 \chi h^2 \partial_\nu^2 \phi_h + \frac{\alpha'_1}{\kappa_1^2} h \chi_x h \partial_\tau \phi_h \right) \phi_h dS \\
& + \int_{\{y = \alpha_2\}} \left(\frac{1}{\kappa_2} \alpha'_2 \chi h^2 \partial_\nu^2 \phi_h + \frac{\alpha'_2}{\kappa_2^2} h \chi_x h \partial_\tau \phi_h \right) \phi_h dS + \mathcal{O}(1). \tag{42}
\end{aligned}$$

All of the displayed boundary terms in (42) cancel, so that

$$\begin{aligned}
& \int_{\Omega} ([-h^2\Delta - 1, \chi\partial_x]\phi_h)\phi_h dV \\
& + \int_{\Omega_1} ([-h^2\Delta - 1, \rho_1\partial_y]\phi_h)\phi_h dV + \int_{\Omega_2} ([-h^2\Delta - 1, \rho_2\partial_y]\phi_h)\phi_h dV \\
& = \mathcal{O}(1). \tag{43}
\end{aligned}$$

Finally, equating (36) and (42), we have shown

$$2 \int_{\Omega} \chi_x (|h\partial_x \phi_h|^2) dV + 2 \int_{\Omega_1} \rho_{1,y} |h\partial_y \phi_h|^2 dV + 2 \int_{\Omega_2} \rho_{2,y} |h\partial_y \phi_h|^2 dV = \mathcal{O}(1).$$

Using the same estimates as in (8), we have that

$$\chi_x \geq h^{-1/2} \gamma(x/h^{1/2}) \gamma(y/h^{1/2}) \gamma(y/h^{1/2}) - \mathcal{O}(1)$$

and on each of Ω_j ,

$$\rho_{j,y} \geq h^{-1/2} \gamma(x/h^{1/2}) \gamma(y/h^{1/2}),$$

so arguing as in (20), we finally get

$$\int_{B((0,0), h^{1/2})} h^{-\frac{1}{2}} |\phi_h|^2 dV = \mathcal{O}(1).$$

Step 2: $\delta = 2/3$.

We are now ready to bootstrap the estimate for $\delta = 2/3$. The argument proceeds exactly as in the $\delta = 1/2$ case, but now some of the error terms are no longer so easy to absorb. We begin with the case where p_0 is not a corner, starting with defining the cutoff χ as in (7). For $\epsilon > 0$ small but independent of h , let

$$\chi(x, y) = \tilde{\chi}(x/h^{2/3}) \tilde{\psi}(x/\epsilon) \tilde{\psi}(y/\epsilon). \tag{44}$$

Observe the only difference in (44) versus the cutoff in (7) is the $h^{-2/3}$ appearing instead of $h^{-1/2}$. This is good, since we will once again need some boundary terms to cancel. The argument is identical to the argument in the $\delta = 1/2$ case except for one piece: χ_{xx} is no longer $\mathcal{O}(h^{-1})$ but instead is $\mathcal{O}(h^{-4/3})$. We will have to work harder to control this.

Beginning with the commutator, since χ_y and χ_{yy} are both bounded, we have

$$\begin{aligned} & \int_{\Omega} ([-h^2\Delta - 1, \chi\partial_x]\phi_h)\phi_h dV \\ &= \int_{\Omega} ((-2\chi_x h^2 \partial_x^2 - h\chi_{xx} h \partial_x - 2\chi_y h \partial_x h \partial_y - h\chi_{yy} h \partial_x)\phi_h)\phi_h dV \\ &= -2 \int_{\Omega} (\chi_x h^2 \partial_x^2 \phi_h)\phi_h dV - \int_{\Omega} h\chi_{xx} (h\partial_x \phi_h)\phi_h dV + \mathcal{O}(1). \end{aligned}$$

Let

$$I = \int_{\Omega} h\chi_{xx} (h\partial_x \phi_h)\phi_h dV.$$

Even though $\chi_{xx} = \mathcal{O}(h^{-4/3})$, we will nevertheless show I is bounded. Write

$$I = \int_{-r}^r \int_{\beta(y)}^r h\chi_{xx} (h\partial_x \phi_h)\phi_h dx dy$$

and integrate by parts:

$$\begin{aligned} I &= - \int_{-r}^r \int_{\beta(y)}^r (\phi_h) h \partial_x (h\chi_{xx} \phi_h) dx dy + \int_{-r}^r h^2 \chi_{xx} |\phi_h|^2|_{\beta(y)}^r dy \\ &= -I - h^2 \int_{-r}^r \int_{\beta(y)}^r \chi_{xxx} |\phi_h|^2 dx dy + \int_{-r}^r h^2 \chi_{xx} |\phi_h|^2|_{\beta(y)}^r dy. \end{aligned} \quad (45)$$

Let

$$I_1 = h^2 \int_{-r}^r \int_{\beta(y)}^r \chi_{xxx} |\phi_h|^2 dx dy.$$

We have $\chi_{xxx} = h^{-2}$, so $I_1 = \mathcal{O}(1)$. We pause briefly here to observe that the function χ_{xxx} still has large support in the y direction, so we cannot use the $\delta = 1/2$ non-concentration estimate here. We use that for the next term: let

$$I_2 = \int_{-r}^r h^2 \chi_{xx} |\phi_h|^2|_{\beta(y)}^r dy.$$

As before, the support properties of χ and its derivatives tells us

$$I_2 = - \int_{-r}^r h^2 \chi_{xx} |\phi_h|^2(\beta(y), y) dy.$$

Remark 6. Away from corners, the bound $I_2 = \mathcal{O}(1)$ follows from the universal eigenfunction boundary restriction upper bound in (3). Indeed, since $h^2 \chi_{xx} = \mathcal{O}(h^{2/3}) \tilde{\chi}_{xx}$,

$$I_2 = \mathcal{O}(h^{2/3}) \int_{\partial\Omega} \tilde{\chi}_{xx} |\phi_h|^2 dS = \mathcal{O}(1)$$

where the last estimate follows from the Tataru bound $\int_{\partial\Omega} \tilde{\chi}_{xx} |\phi_h|^2 dV = O(h^{-2/3})$ since $\tilde{\chi}_{xx}$ is supported away from corners. However, since we will need our estimates to hold near corners as well, we give a more direct argument here to bound I_2 .

Note that I_2 is a boundary integral with support in three different regions in the x direction. We have $\chi_{xx} = O(h^{-4/3})$ for $-3h^{2/3} \leq x \leq 3h^{2/3}$, and $\chi_{xx} = O(1)$ for $|x| \geq 3h^{2/3}$. In the latter region, the boundary integral then has h^2 , so Sobolev embedding gives $O(h)$. It is on the region $-3h^{2/3} \leq x \leq 3h^{2/3}$ where we may encounter a problem. Let $[a(h), b(h)]$ be the image in y of $[-3h^{2/3}, 3h^{2/3}]$. Using the support properties of $\tilde{\chi}$ and the Fundamental Theorem of Calculus to relate the boundary integral to an interior integral (similar to a Sobolev estimate),

$$\begin{aligned} |I_2| &\leq C \int_{[a(h), b(h)]} h^2 h^{-4/3} |\phi_h|^2(\beta(y), y) dy \\ &\leq Ch^{2/3} \int_{B(p_0, Mh^{2/3})} (\partial_x |\phi_h|^2) dV. \end{aligned} \quad (46)$$

Here $M > 0$ is a constant large enough so that

$$\{(\beta(y), y) : a(h) \leq y \leq b(h)\} \subset B(p_0, Mh^{2/3}),$$

But for $h > 0$ sufficiently small, $B(p_0, Mh^{2/3}) \subset B(p_0, h^{1/2})$, so that, by an application of the non-concentration bound for $\delta = 1/2$ and Cauchy-Schwarz,

$$\begin{aligned} &h^{2/3} \int_{B(p_0, Mh^{2/3})} (\partial_x |\phi_h|^2) dV \\ &\leq 2h^{2/3} \int_{B(p_0, h^{1/2})} h^{-1} |h \partial_x \phi_h| |\phi_h| dV \\ &\leq Ch^{2/3-1+1/2} \\ &= O(h^{1/6}). \end{aligned}$$

Combining this with the estimate on I_1 and plugging into (45), we have

$$2I = O(1).$$

Now the computations (12)-(20) are identical, including the boundary cancellations, leading to

$$\begin{aligned} &\int_{\Omega} ([-h^2 \Delta - 1, \chi \partial_x] \phi_h) \phi_h dV \\ &\quad + \int_{\Omega} ([-h^2 \Delta - 1, \rho \partial_y] \phi_h) \phi_h dV \\ &\geq \int_{\Omega} h^{-2/3} \gamma(x/h^{2/3}) \gamma(y/h^{2/3}) |\phi_h|^2 dV - O(1). \end{aligned} \quad (47)$$

On the other hand, expanding the commutator, using the Neumann boundary conditions, and applying Sobolev embedding as in (23) yields the exact same identity:

$$\begin{aligned} & \int_{\Omega} ([-h^2\Delta - 1, \chi\partial_x]\phi_h)\phi_h dV \\ &= \int_{\partial\Omega} \left(\chi \frac{\alpha'}{\kappa} h^2 \partial_\nu^2 \phi_h \right) \phi_h dS \\ & \quad + \int_{\partial\Omega} \left(\frac{\alpha'}{\kappa^2} h \chi_x h \partial_\tau \phi_h \right) \phi_h dS + \mathcal{O}(1). \end{aligned}$$

And again, similar computations give

$$\begin{aligned} & \int_{\Omega} ([-h^2\Delta - 1, \rho\partial_y]\phi_h)\phi_h dV \\ &= - \int_{\partial\Omega} \left(\rho \frac{1}{\kappa} h^2 \partial_\nu^2 \phi_h \right) \phi_h dS \\ & \quad - \int_{\partial\Omega} \left(\frac{\alpha'}{\kappa^2} h \rho_y h \partial_\tau \phi_h \right) \phi_h dS + \mathcal{O}(1). \end{aligned}$$

Again using the same miraculous cancellation on the boundary terms, we finally arrive at

$$\int_{\Omega} ([-h^2\Delta - 1, \chi\partial_x]\phi_h)\phi_h dV + \int_{\Omega} ([-h^2\Delta - 1, \rho\partial_y]\phi_h)\phi_h dV = \mathcal{O}(1).$$

Comparing to (47), we have

$$\int_{\Omega} h^{-2/3} \gamma(x/h^{2/3}) \gamma(y/h^{2/3}) |\phi_h|^2 dV = \mathcal{O}(1),$$

which completes the proof in the case p_0 is not a corner.

We finally remark that we can follow along line by line the proof in the case p_0 is a corner with similar modifications as in the case $\delta = 1/2$ to conclude the estimate with $\delta = 2/3$ holds at a corner as well.

Step 3 (induction): $2/3 < \delta < 1$.

Our goal now is to prove that for any integer $k > 0$, the theorem is true for $\delta = 1 - 1/3k$. The case $k = 1$ has already been shown, so we are ready for the induction step.

We will need better control over some of the boundary terms than we have had previously. We will employ more or less the same cutoffs, so the same important cancellation will occur, but it is the “lower order” terms we need to estimate. The issue is that lower order for the induction means estimates for $\delta = 1 - 1/3k$ to prove the estimates for $\delta = 1 - 1/3(k+1)$. Since in these cases $\delta > 2/3$, this is more complicated.

In order to fix the ideas and notations, let $\tilde{\chi}$ and $\tilde{\psi}$ be as in the start of the proof. We work initially away from a corner, but the proof in the corner case follows line by line as the proof in the $\delta = 1/2$ case, with one notable exception which we shall point out as we proceed.

Fix $p_0 \in \partial\Omega$ away from a corner and rotate and translate as above so that $p_0 = (0, 0)$, and locally $\partial\Omega$ is a graph $y = \alpha(x)$, $\alpha'(0) \neq 0$. We also write $\beta = \alpha^{-1}$ so that the

boundary can also be written $x = \beta(y)$. Let $r > 0$ be as in the beginning of the proof, a number independent of h such that $B(p_0, r)$ does not meet any corners. Again, this is just to avoid messy numerology when writing down our integral formulae.

Fix an integer $k > 0$ and let

$$\eta_k = 1 - \frac{1}{3k}$$

be the corresponding index. Let

$$\chi = \tilde{\chi}(x/h^{\eta_{k+1}})\tilde{\psi}^2(x/h^{\eta_k})\tilde{\psi}^2(y/h^{\eta_k}). \quad (48)$$

We observe that this cutoff has derivative $\sim h^{-\eta_{k+1}}$ for x in an $h^{\eta_{k+1}}$ neighbourhood, but is supported in a neighbourhood of size h^{η_k} . In particular, we record the following facts:

- $\chi(x, y) = x/2h^{\eta_{k+1}}$ for $-h^{\eta_{k+1}} \leq x \leq h^{\eta_{k+1}}$ and $-h^{\eta_k} \leq y \leq h^{\eta_k}$.
- χ is supported in $[-2h^{\eta_k}, 2h^{\eta_k}]^2$.
- The support of χ_x has three connected components in x :

$$\chi_x = 1/2h^{\eta_{k+1}}, \quad |x| \leq h^{\eta_{k+1}},$$

and

$$\chi_x = \mathcal{O}(h^{-\eta_{k+1}}), \quad |x| \leq 3h^{\eta_{k+1}};$$

$$\chi_x = 0, \quad 3h^{\eta_{k+1}} \leq |x| \leq h^{\eta_k};$$

and

$$\chi_x = \mathcal{O}(h^{-\eta_k}), \quad h^{\eta_k} \leq |x| \leq 2h^{\eta_k}.$$

The purpose for replacing $\tilde{\psi}$ with $\tilde{\psi}^2$ will become apparent shortly.

Claim: For $h > 0$ sufficiently small, we have the estimate

$$\int_{\Omega} \chi(|h\partial_x\phi|^2 + |h\partial_y\phi|^2)dV = \mathcal{O}(h^{\eta_k}). \quad (49)$$

To prove the claim, we will integrate by parts. We first get rid of the $\tilde{\chi}$ part:

$$|\chi| \leq \tilde{\psi}^2(x/h^{\eta_k})\tilde{\psi}^2(y/h^{\eta_k}).$$

In order to ease notation, let $\psi_k(x) = \tilde{\psi}(x/h^{\eta_k})$ and similarly for $\psi_k(y)$. Then we integrate by parts. Letting I denote the integral (after removing the $\tilde{\chi}$):

$$\begin{aligned} I &= \int_{\Omega} \psi_k^2(x)\psi_k^2(y)(|h\partial_x\phi|^2 + |h\partial_y\phi|^2)dV \\ &= \int_{\Omega} \psi_k^2(x)\psi_k^2(y)(-h^2\Delta\phi)\phi dV \\ &\quad - \int_{\Omega} 2h^{1-\eta_k}\tilde{\psi}'(x/h^{\eta_k})\psi_k(x)\psi_k^2(y)(h\partial_x\phi)\phi dV \\ &\quad - \int_{\Omega} 2h^{1-\eta_k}\psi_k^2(x/h^{\eta_k})\tilde{\psi}'(y/h^{\eta_k})\psi_k(y)(h\partial_y\phi)\phi dV \\ &\quad + \int_{\partial\Omega} h\psi_k^2(x)\psi_k^2(y)(h\partial_\nu\phi)\phi dS. \end{aligned}$$

The last term is zero due to the Neumann boundary conditions. For the remaining terms, observe that $1 - \eta_k > 0$ so we can estimate the second and third terms using Cauchy's inequality:

$$\begin{aligned}
 & \left| \int_{\Omega} 2h^{1-\eta_k} \tilde{\psi}'(x/h^{\eta_k}) \psi_k(x) \psi_k^2(y) (h\partial_x \phi) \phi dV \right. \\
 & \quad \left. + \int_{\Omega} 2h^{1-\eta_k} \psi_k^2(x) \tilde{\psi}'(y/h^{\eta_k}) \psi_k(y) (h\partial_y \phi) \phi dV \right| \\
 & \leq Ch^{1-\eta_k} \int_{[-2h^{\eta_k}, 2h^{\eta_k}]^2} (\psi_k^2(x) \psi_k^2(y) |h\partial_x \phi|^2 + \psi_k(y)^2 |\phi|^2) dV \\
 & \quad + Ch^{1-\eta_k} \int_{[-2h^{\eta_k}, 2h^{\eta_k}]^2} (\psi_k^2(x) \psi_k^2(y) |h\partial_y \phi|^2 + \psi_k(x)^2 |\phi|^2) dV.
 \end{aligned}$$

Recall we are assuming the theorem is true for k , so we have

$$\int_{[-2h^{\eta_k}, 2h^{\eta_k}]^2} |\phi|^2 dV = \mathcal{O}(h^{\eta_k}).$$

Collecting terms, we have

$$I \leq Ch^{1-\eta_k} I + \mathcal{O}(h^{\eta_k}).$$

Rearranging proves the claim.

We now use this to control boundary terms. This is really just a cheap version of the usual Sobolev embedding, but we write out the details as it is important for the corner case.

Claim: Let $\zeta(x)$ be a smooth function with support in $\{-3h^{\eta_k} \leq x \leq 3h^{\eta_k}\}$, $\zeta \equiv 1$ for $-2h^{\eta_k} \leq x \leq 2h^{\eta_k}$, and $\partial_x^m \zeta = \mathcal{O}(h^{-m\eta_k})$. We have

$$\int_{\partial\Omega} \zeta |\phi|^2 dS = \mathcal{O}(h^{\eta_k-1}).$$

To prove this claim, let

$$I = \int_{\Omega} \zeta(x) \zeta(y/M) (h\partial_x \phi) \phi dV.$$

The number M is simply chosen large enough, independent of h so that the function $\zeta(\beta(y))\zeta(y/M) = \zeta(\beta(y))$, and $\text{supp } \zeta(x)\zeta(y/M)$ is in an h^{η_k} neighbourhood of p_0 . From our first claim and Cauchy's inequality,

$$|I| = \mathcal{O}(h^{\eta_k}).$$

Integrating by parts:

$$\begin{aligned}
I &= \int_{-r}^r \int_{\beta(y)}^r \zeta(x)\zeta(y/M)(h\partial_x\phi)\phi dx dy \\
&= -I - \int_{-r}^r \int_{\beta(y)}^r h\partial_x(\zeta(x)\zeta(y/M))|\phi|^2 dx dy \\
&\quad - h \int_{-r}^r \zeta(\beta(y))\zeta(y/M)|\phi|^2 dy \\
&= \mathcal{O}(h^{\eta_k}) + \mathcal{O}(hh^{-\eta_k}h^{\eta_k}) - h \int_{-r}^r \zeta(\beta(y))|\phi|^2 dy.
\end{aligned}$$

Rearranging proves the claim.

Remark 7. We pause now for an important observation which is the only place the proof in the corner case deviates from the present case. We will eventually be estimating boundary integrals such as those with $h^{-\eta_k}\tilde{\psi}'(x/h^{\eta_k})\psi_k(x)\psi_k^2(y)$ replacing $\zeta(x)\zeta(y/M)$. Observe that this is supported away from $x = 0$, so that, if $(0, 0)$ is a corner, this is supported away from the corner so that we can integrate by parts *along the boundary*, even in the corner case.

We now follow the proof in the $\delta = 2/3$ case. We compute the commutator, being very careful for “lower order terms”. Recalling the definition (48) of χ :

$$\begin{aligned}
&\int_{\Omega} ([-h^2\Delta - 1, \chi\partial_x]\phi_h)\phi_h dV \\
&= \int_{\Omega} ((-2\chi_x h^2\partial_x^2 - h\chi_{xx}h\partial_x - 2\chi_y h\partial_y h\partial_x - h\chi_{yy}h\partial_x)\phi_h)\phi_h dV. \tag{50}
\end{aligned}$$

Let us examine each term separately. We have

$$\begin{aligned}
&\int_{\Omega} (-2\chi_x h^2\partial_x^2\phi_h)\phi_h dV \\
&= \int_{-r}^r \int_{\beta(y)}^r (-2\chi_x h^2\partial_x^2\phi_h)\phi_h dx dy \\
&= \int_{-r}^r \int_{\beta(y)}^r (2\chi_x |h\partial_x\phi_h|^2 dx dy \\
&\quad + \int_{-r}^r \int_{\beta(y)}^r (2h\chi_{xx}h\partial_x\phi_h)\phi_h dx dy \\
&\quad - \int_{-r}^r 2h\chi_x(h\partial_x\phi_h)\phi_h|_{\beta(y)}^r dy. \tag{51}
\end{aligned}$$

The term in (51) with χ_{xx} also shows up in (50). We know that $\chi_{xx} = \mathcal{O}(h^{-2\eta_{k+1}})$ and is supported on a set of radius $\sim h^{\eta_k}$, so our first claim gives

$$\begin{aligned}
\int_{\Omega} h\chi_{xx}(h\partial_x\phi_h)\phi_h dV &= \mathcal{O}(hh^{-2\eta_{k+1}}h^{\eta_k}) \\
&= \mathcal{O}(1),
\end{aligned}$$

since

$$1 - 2\eta_{k+1} + \eta_k = 1 - 2 \left(1 - \frac{1}{3(k+1)} \right) + 1 - \frac{1}{3k} = \frac{k-1}{3k(k+1)} \geq 0.$$

For the two remaining terms in (51), we need to use the support properties of χ_x . We have

$$\begin{aligned} \chi_x &= h^{-\eta_{k+1}} \tilde{\chi}'(x/h^{\eta_{k+1}}) \tilde{\psi}^2(x/h^{\eta_k}) \tilde{\psi}^2(y/h^{\eta_k}) \\ &\quad + 2h^{-\eta_k} \tilde{\chi}(x/h^{\eta_{k+1}}) \tilde{\psi}'(x/h^{\eta_k}) \tilde{\psi}(x/h^{\eta_k}) \tilde{\psi}^2(y/h^{\eta_k}). \end{aligned}$$

Recalling our function $\gamma(s) = \tilde{\chi}'(s)$, we have

$$\chi_x \geq h^{-\eta_{k+1}} \gamma(x/h^{\eta_{k+1}}) - \mathcal{O}(h^{-\eta_k}),$$

and let us stress again that the $\mathcal{O}(h^{-\eta_k})$ error term is supported on scale h^{η_k} . Hence we have

$$\int_{\Omega} 2\chi_x |h\partial_x \phi_h|^2 dV \geq h^{-\eta_{k+1}} \int_{\Omega} \gamma(x/h^{\eta_{k+1}}) \gamma(y/h^{\eta_{k+1}}) |h\partial_x \phi_h|^2 dV - \mathcal{O}(1).$$

We now examine the boundary term in (51). This is again where we must be mindful of any differences between the case with or without corners. As in the previous steps in the proof, we will also be using a commutant with the vector field $\rho\partial_y$, where

$$\rho = \alpha'(x) \tilde{\chi}(\beta(y)/h^{\eta_{k+1}}) \tilde{\psi}^2(x/h^{\eta_k}) \tilde{\psi}^2(y/h^{\eta_k}). \quad (52)$$

The same cancellations of boundary terms will happen on the set where $\rho_y = \chi_x$, which is for $-3h^{\eta_{k+1}} \leq x \leq 3h^{\eta_{k+1}}$. For $|x| \geq 3h^{\eta_{k+1}}$, these functions do not necessarily agree, but in this region both χ_x and ρ_y are $\mathcal{O}(h^{-\eta_k})$ rather than $\mathcal{O}(h^{-\eta_{k+1}})$. Further, they are supported away from $x = 0$ so that we may further integrate by parts on the boundary. That is,

$$\begin{aligned} &\int_{-r}^r (2h\chi_x h\partial_x \phi_h) \phi_h|_{\beta(y)}^r dy \\ &= - \int_{-r}^r 2hh^{-\eta_{k+1}} \tilde{\chi}'(x/h^{\eta_{k+1}}) \tilde{\psi}^2(\beta(y)/h^{\eta_k}) \tilde{\psi}^2(y/h^{\eta_k}) h\partial_x \phi_h \phi_h(\beta(y), y) dy \\ &\quad - \int_{-r}^r 4hh^{-\eta_k} \tilde{\chi}(x/h^{\eta_{k+1}}) \tilde{\psi}'(\beta(y)/h^{\eta_k}) \tilde{\psi}(\beta(y)/h^{\eta_k}) \tilde{\psi}^2(y/h^{\eta_k}) h\partial_x \phi_h \phi_h(\beta(y), y) dy. \end{aligned}$$

The cutoffs in the second term are supported away from $x = 0$, where $\tilde{\chi} = \pm 1$. Let τ denote the tangent variable so that, as above,

$$\partial_y \phi_h|_{\partial\Omega} = \frac{\alpha'}{\kappa} \partial_{\tau} \phi_h|_{\partial\Omega}.$$

Let

$$\tilde{\zeta}(y) = \tilde{\chi}(\beta(y)/h^{\eta_{k+1}}) \tilde{\psi}'(\beta(y)/h^{\eta_k}) \tilde{\psi}^2(y/h^{\eta_k}),$$

and let $\zeta(\tau)$ denote $\tilde{\zeta}$ in tangent coordinates, so that $\partial_\tau^m \zeta = \mathcal{O}(h^{-m\eta_k})$. Then

$$\begin{aligned}
& \int_{-r}^r 2hh^{-\eta_k} \tilde{\chi}(x/h^{\eta_{k+1}}) \tilde{\psi}'(\beta(y)/h^{\eta_k}) \tilde{\psi}(\beta(y)/h^{\eta_k}) \tilde{\psi}^2(y/h^{\eta_k}) h \partial_x \phi_h \phi_h(\beta(y), y) dy \\
&= \int_{\partial\Omega} h^{2-\eta_k} \zeta(\tau) \frac{\alpha'}{\kappa} \partial_\tau (|\phi_h|^2) d\tau \\
&= - \int_{\partial\Omega} h^{2-\eta_k} \partial_\tau (\zeta(\tau) \frac{\alpha'}{\kappa}) |\phi_h|^2 d\tau \\
&= \mathcal{O}(h^{2-2\eta_k} h^{\eta_k-1}) \\
&= \mathcal{O}(1),
\end{aligned}$$

where we have used the second claim and that $\eta_k < 1$ for every k . Collecting terms, we have

$$\begin{aligned}
& \int_{-r}^r (2h\chi_x h \partial_x \phi_h) \phi_h |_{\beta(y)}^r dy \\
&= - \int_{-r}^r 2hh^{-\eta_{k+1}} \tilde{\chi}'(\beta(y)/h^{\eta_{k+1}}) \tilde{\psi}^2(\beta(y)/h^{\eta_k}) \tilde{\psi}^2(y/h^{\eta_k}) h \partial_x \phi_h \phi_h(\beta(y), y) dy + \mathcal{O}(1).
\end{aligned}$$

Remark 8. We stress again here that this part of the proof is where we have to be careful if $p_0 = (0, 0)$ is a corner. The above integrations by parts would not be possible near a corner without the observation that the integrand is supported away from $x = 0$.

We continue with the other two terms in (50). We have $\chi_y = \mathcal{O}(h^{-\eta_k})$ and $h\chi_{yy} = \mathcal{O}(h^{1-2\eta_k}) = \mathcal{O}(h^{-\eta_k})$, and we are integrating over a region of radius h^{η_k} , so using our claim,

$$\int_{\Omega} ((-2\chi_y h \partial_y h \partial_x - h\chi_{yy} h \partial_x) \phi_h) \phi_h dV = \mathcal{O}(1).$$

We now use the vector field $\rho \partial_y$ as in (52). All of the computations are similar, once again singling out the boundary terms which are supported near $x = 0$ but where $\chi_x = \rho_y$ and summing as in the $\delta = 2/3$ case, we get

$$\begin{aligned}
& \int_{\Omega} ([-h^2\Delta - 1, \chi \partial_x] \phi_h) \phi_h dV + \int_{\Omega} ([-h^2\Delta - 1, \rho \partial_y] \phi_h) \phi_h dV \\
&= 2 \int_{\Omega} \chi_x |h \partial_x \phi_h|^2 dV + 2 \int_{\Omega} \rho_y |h \partial_y \phi_h|^2 dV \\
&\quad - \int_{-r}^r 2hh^{-\eta_{k+1}} \tilde{\chi}'(\beta(y)/h^{\eta_{k+1}}) \tilde{\psi}(\beta(y)/h^{\eta_k}) \tilde{\psi}(y/h^{\eta_k}) h \partial_x \phi_h \phi_h(\beta(y), y) dy \\
&\quad + \int_{-r}^r 2hh^{-\eta_{k+1}} \tilde{\chi}'(x/h^{\eta_{k+1}}) \tilde{\psi}(x/h^{\eta_k}) \tilde{\psi}(\alpha(x)/h^{\eta_k}) h \partial_y \phi_h \phi_h(x, \alpha(x)) dx + \mathcal{O}(1) \\
&\geq h^{-\eta_{k+1}} \int_{\Omega} \gamma(x/h^{\eta_{k+1}}) \gamma(y/h^{\eta_{k+1}}) |\phi_h|^2 dV - \mathcal{O}(1) \\
&\geq \frac{1}{4} h^{-\eta_{k+1}} \int_{\Omega \cap B(p_0, h^{\eta_{k+1}})} |\phi_h|^2 dV - \mathcal{O}(1)
\end{aligned}$$

Finally, we unpack the commutator as in the $\delta = 1/2$ case and use the claims and observations above to conclude that

$$\int_{\Omega} ([-h^2\Delta - 1, \chi\partial_x]\phi_h)\phi_h dV + \int_{\Omega} ([-h^2\Delta - 1, \rho\partial_y]\phi_h)\phi_h dV = \mathcal{O}(1).$$

This completes the proof in the case p_0 is not a corner. In the case p_0 is a corner, we use Remark 8 and the rest of the proof is identical. \square

3. RESTRICTION BOUNDS FOR DIRICHLET DATA: PROOF OF THEOREM 2

As an application of Theorem 1, we now prove the restriction bounds along totally geodesic boundary components up to corners in Theorem 2. A key technical component in the proof of Theorem 2 involves estimating near-glancing mass based on potential layer theory for the boundary data outside of h^δ neighbourhoods of the corners. To estimate restriction in h^δ neighbourhoods of the corners, we then use the non-concentration result in Theorem 1 combined with Sobolev estimates. Before carrying out the details, we briefly review some of the salient facts needed here and refer the reader to [HZ] for further details.

3.1. Potential layers and the boundary jumps equation. Let $\Omega \subset \mathbb{R}^2$ be a piecewise-smooth, bounded convex planar domain. The free Green's function for the Helmholtz equation

$$(-\Delta - h^{-2})G(x, y, h) = \delta_x(y), \quad (x, y) \in \mathbb{R}^2 \times \mathbb{R}^2$$

is given in terms of Hankel functions:

$$G(x, y, h) = \frac{i}{4} \text{Ha}_0^{(1)}(h^{-1}|x - y|).$$

The corresponding double layer operator $N(h) : C^0(\partial\Omega) \rightarrow C^0(\partial\Omega)$ is given by

$$\begin{aligned} N(h)f(q) &= \int_{\partial\Omega} N(q, q', h) f(q') d\sigma(q'), \\ N(q, q', h) &= 2\partial_{\nu(q)}G(q, q', h) = \frac{i}{4}h^{-1} \left\langle \nu(q'), \frac{q - q'}{|q - q'|} \right\rangle \cdot \text{Ha}_1^{(1)}(h^{-1}|q - q'|), \end{aligned} \quad (53)$$

where,

$$\text{Ha}_1^{(1)}(z) = \left(\frac{2}{\pi z}\right)^{1/2} \frac{e^{i(z-3\pi/4)}}{\Gamma(3/2)} \int_0^\infty e^{-s} s^{1/2} \left(1 - \frac{s}{2iz}\right)^{1/2} ds. \quad (54)$$

Here, and throughout the paper, $\nu(q)$ denotes the unit boundary external normal at $q \in \partial\Omega = \partial\Omega \setminus \mathcal{C}$.

We recall that the boundary jumps equation says that

$$u_h(q) = N(h)u_h(q); \quad q \in \partial\Omega \quad (55)$$

where $N(h)$ is the double layer operator in (53).

Let

$$\mathcal{S} := \mathcal{C} \cup S^*\partial\Omega,$$

where the $\mathcal{C} = \cup_{m=1}^N \{c_m\}$ is the set of corner points and $S^* \mathring{\partial}\Omega$ is the *glancing set* of the interior of the boundary faces. We will sometimes refer to \mathcal{S} simply as the *singular set* and let U denote a neighbourhood of

$$\Xi := (\beta^{-1}(\mathring{B}^* \partial\Omega))^c \times \mathcal{S} \cup \mathcal{S} \times (\beta_-^{-1}(\mathring{B}^* \partial\Omega))^c,$$

where $\beta_- : \mathring{B}^* \partial\Omega \rightarrow B^* \partial\Omega$ is the backwards billiard map.

We recall ([HZ] Prop. 4.2) the following h -microlocal decomposition of the double layer operator:

$$N(h) = N_\beta(h) + N_\Delta(h) + N_{\mathcal{S}}(h), \quad (56)$$

where $N_\Delta(h) \in \Psi_h^{-1}(\partial\Omega)$, a boundary h -pseudodifferential operator of order -1 (see section 5.1 for a precise definition) and $WF'_h N_{\mathcal{S}}(h) \subset U$. For our purposes, the most important part of the double layer is $N_\beta(h) \in I_h^0(\mathring{\partial}\Omega; \Lambda_\beta)$, a zeroth-order h -Fourier integral operator (h -FIO) with canonical relation

$$\Lambda_\beta = \{(q, \xi, q', \xi') \in B^* \mathring{\partial}\Omega^+ \times B^* \mathring{\partial}\Omega^+; (q', \xi') = \beta(q, \xi)\},$$

where $\beta : B^* \mathring{\partial}\Omega^+ \rightarrow B^* \mathring{\partial}\Omega^+$ is the standard billiard map.

With $(q, \xi) \in B^* \mathring{\partial}\Omega^+$ and $(q', \xi') = \beta(q, \xi)$, the operator $N_\beta(h)$ has principal symbol (see [HZ] Prop. 6.1)

$$\sigma(N_\beta)(\zeta, \beta(\zeta)) = -i \frac{(1 - |\xi|_q^2)^{1/4}}{(1 - |\xi'|_{q'}^2)^{1/4}} |dq d\xi|^{1/2}, \quad \zeta = (q, \xi) \in B^* \mathring{\partial}\Omega^+. \quad (57)$$

Since $\Lambda_\beta \subset T^* \partial\Omega \times T^* \partial\Omega$ is a canonical graph, it follows by the h -Egorov theorem ([Zw] section 11.1) that

$$N_\beta^* N_\beta \in \Psi_h^0(\partial\Omega), \quad \sigma(N_\beta^* N_\beta)(q, \xi) = \frac{(1 - |\xi|_q^2)^{1/2}}{(1 - |\xi'|_{q'}^2)^{1/2}}. \quad (58)$$

In the following, we make the additional assumption that Ω has a boundary decomposition

$$\partial\Omega = \Gamma_j \cup_{k \neq j} \Gamma_k,$$

where Γ_j is a flat boundary edge and the $\{\Gamma_k\}_{k \neq j}$ are the remaining (possibly curved) boundary edges. We will follow the convention that Γ_{j-1} and Γ_{j+1} are the edges adjacent to Γ_j sharing corner points c_j and c_{j+1} respectively with Γ_j .

In this case, the analysis of the operator $N(h)$ simplifies substantially due to the fact that along the flat edge Γ_j , the Schwartz kernel

$$N(h)(q, q') \equiv 0; \quad (q', q) \in \mathring{\Gamma}_j \times \mathring{\Gamma}_j, \quad j = 1, \dots, N. \quad (59)$$

Indeed, (59) follows immediately from (53) and the fact that

$$\langle \nu(q'), \frac{q - q'}{|q - q'|} \rangle \equiv 0, \quad (q, q') \in \mathring{\Gamma}_j \times \mathring{\Gamma}_j.$$

3.1.1. *h-FIO part of the potential layer.* It follows from the integral formula (54) for the Hankel function that the h -FIO part of the potential layer $N(h)$ has Schwartz kernel of the form

$$N_\beta(q, q') = (2\pi h)^{-1/2} e^{i|q-q'|/h} c(q, q', h), \quad (60)$$

where $c(q, q', h) \sim \sum_{j=0}^{\infty} c_j(q, q') h^j$, $c_j \in C^\infty(\partial\dot{\Omega} \times \partial\dot{\Omega})$ when $|q - q'| \gtrsim h^\delta$, $\delta \in [0, 1)$. To derive (60), one observes that the function $b \in C^\infty(\mathbb{R})$ given by

$$b(x) := \int_0^\infty e^{-\tau} \tau^{1/2} \left(1 - \frac{\tau}{2i} x^{-1}\right)^{1/2} d\tau. \quad (61)$$

has standard conormal asymptotic expansion as $x \rightarrow \infty$. Indeed, by Taylor expansion of the integrand in (61), it follows that

$$b(x) \sim \sum_{j=0}^{\infty} b_j x^{-j} \quad \text{as } x \rightarrow \infty.$$

Consider the piecewise-smooth function

$$a(q, q') := |q - q'|^{-1/2} \langle \nu(q'), \frac{q - q'}{|q - q'|} \rangle = O(|q - q'|)^{-1/2} \quad (62)$$

uniformly for $(q, q') \in \partial\Omega$. In this case, the factor $\langle \nu(q'), \frac{q - q'}{|q - q'|} \rangle = O(1)$ and no better since the boundary normal jumps at corners. Then, the WKB expansion (60) for the Schwartz kernel $N_\beta(h)(q, q')$ follows from (61) and (54). Moreover, it follows that one can write $N_\beta(h)(q, q')$ somewhat more succinctly in the form

$$N_\beta(h)(q, q') = (2\pi h)^{-1/2} e^{i|q-q'|/h} a(q, q') b(h^{-1}|q - q'|). \quad (63)$$

Since in (61), $|1 - \frac{\tau}{2i} x^{-1}| \geq 1$ where $x = |q - q'|/h$, by differentiation under the integral sign and using the estimates

$$|\partial_{q, q'}^\beta x| = O_\beta(x |q - q'|^{-|\beta|}),$$

it follows that for $(q, q') \in \partial\dot{\Omega} \times \partial\dot{\Omega}$

$$\begin{aligned} \partial_{q, q'}^\alpha a(q, q') &= O_\alpha(|q - q'|^{-1/2 - |\alpha|}); \quad |q - q'| \lesssim 1, \\ \partial_{q, q'}^\beta b(h^{-1}|q - q'|) &= O_\beta(1) \partial_{q, q'}^\beta (x^{-1}) = O_\beta(|q - q'|^{-|\beta|}); \quad 1 \lesssim h^{-1}|q - q'| \lesssim h^{-1}. \end{aligned} \quad (64)$$

Moreover, the derivative estimates in (64) are *uniform* for $(q, q') \in \partial\dot{\Omega} \times \partial\dot{\Omega}$.

We note for future reference that from the Leibniz formula and the derivative estimates (64) it follows that the symbol $c(q, q', h)$ in (60) can be written in product form

$$c(q, q', h) := a(q, q') \cdot b(h^{-1}(|q - q'|)),$$

where

$$|q - q'|^{1/2} \partial_{q, q'}^\alpha c(q, q', h) = O_\alpha(|q - q'|^{-|\alpha|}), \quad 1 \lesssim h^{-1}|q - q'| \lesssim h^{-1}. \quad (65)$$

From (65), it follows that

$$h^{\delta/2} \partial_{q,q'}^\alpha c(q, q', h) = O_\alpha(h^{-\delta|\alpha|}); \quad |q - q'| \gtrsim h^\delta, \quad 0 \leq \delta < 1,$$

and so,

$$h^{\delta/2} c \in S_\delta^0(1).$$

The formula in (63) together with the symbolic estimates in (65) will be used in the next section.

4. h -MICROLOCALIZED JUMPS FORMULA: ESTIMATES NEAR GLANCING

We introduce several cutoff functions at this point. As above, let Γ_j be a flat boundary edge with corner endpoints c_j and c_{j+1} . More generally, we order all edges $\Gamma_k : k = 1, \dots, N - 1$ in a counterclockwise fashion and let c_k (resp. c_{k+1}) be the corner endpoints of Γ_k adjacent to the edges Γ_{k-1} (resp. Γ_{k+1}). Throughout the paper, $q : [0, L] \rightarrow \partial\Omega$ will denote the piecewise C^∞ arclength parametrization of the boundary.

Let $\chi \in C_0^\infty(\mathbb{R}^2)$, $0 \leq \chi \leq 1$, be a radial cutoff with $\chi(x) = 1$ for $|x| \leq 1$ and $\chi(x) = 0$ for $|x| \geq 2$. Fix a constant $C_0 = \frac{1}{2} \min_j |\Gamma_j|$, and consider the corresponding boundary corner cutoffs $\psi_k : \partial\Omega \rightarrow [0, 1]$ with

$$\psi_k(y) := \chi(C_0^{-1}(q(y) - c_k)). \quad (66)$$

Similarly, the corresponding small-scale boundary corner cutoffs on scales h^δ will be denoted by $\psi_k^\delta : \partial\Omega \rightarrow [0, 1]$, where

$$\psi_k^\delta(y; h) := \chi(C_0 h^{-\delta}(q(y) - c_k)). \quad (67)$$

It will also be useful to introduce notation for the sum of all corner cutoffs and so, we introduce the cutoffs

$$\psi(y) := \sum_{k=1}^N \psi_k(y), \quad \psi^\delta(y, h) := \sum_{k=1}^N \psi_k^\delta(y, h). \quad (68)$$

Thus, $\psi_k^\delta : \partial\Omega \rightarrow [0, 1]$ is a standard cutoff supported in an h^δ -neighbourhood of the corner point c_k and so, $(1 - \psi_k^\delta)$ is supported outside an h^δ -neighbourhood of the corner point c_k .

We continue to assume in the following that $0 \leq 2\delta < 1$. Then, by Taylor expansion of the integral formula for the Green's function in (61) it follows that

$$\sup_{\{(q, q') : |q - q'| \gtrsim h^{2\delta}\}} |N(q, q', h) - e^{i|q - q'|/h} a(q, q') b(h^{-1}|q - q'|)| = O(h^\infty). \quad (69)$$

In (69), b and a are defined in (61) and (62) respectively and are, in particular, piecewise-smooth on the off-diagonal set $\{(q, q') \in \partial\Omega \times \partial\Omega, |q - q'| \gtrsim h^{2\delta}\}$ up to corner points in q and q' .

As a special case, it follows from (69) that with the corner cutoffs in (67) and for all edge indices $k, \ell \in \{1, \dots, N\}$,

$$\begin{aligned} & \sup_{(q, q') \in \partial\Omega \times \partial\Omega} \left| (1 - \psi_k^\delta)(q, h) (N(q, q', h) - e^{i|q-q'|/h} a(q, q') b(h^{-1}|q - q'|)) \psi_\ell^{2\delta}(q', h) \right| \\ & = O(h^\infty), \end{aligned} \quad (70)$$

and similarly, when $\ell \neq k$,

$$\begin{aligned} & \sup_{(q, q') \in \Gamma_\ell \times \Gamma_k} \left| (1 - \psi_k^\delta)(q, h) (N(q, q', h) - e^{i|q-q'|/h} a(q, q') b(h^{-1}|q - q'|)) (1 - \psi_\ell^{2\delta}(q', h)) \right| \\ & = O(h^\infty). \end{aligned} \quad (71)$$

We will use (70) and (71) in the next section where we h -microlocalize the jumps equation (55) near the glancing set $S^*\Gamma_j$. Before doing this, we introduce some frequency cutoffs to the glancing set $S^*\partial\Omega$: Specifically, for arbitrarily small but fixed $\epsilon_0 > 0$, let $\chi_j \in C_0^\infty(T^*\mathring{\Gamma}_j)$ with $0 \leq \chi_j \leq 1$ and such that $\chi_j(\xi) = 1$ when $1 - \epsilon_0 \leq |\xi| \leq 1 + \epsilon_0$ and $\chi_j(\xi) = 0$ provided $|1 - |\xi|| \geq 2\epsilon_0$. The corresponding h -pseudodifferential cutoffs are $\chi_j(h) := Op_h(\chi_j) \in \Psi_h^0(\mathring{\Gamma}_j)$.

Note that since Ω is convex with non-trivial corners, given $(q, \xi) \in \text{supp } \chi_j \subset B^*\Gamma_j$ the ray with basepoint $q \in \Gamma_j$ and (co)-vector ξ intersects the adjacent side Γ_k transversally. In addition, the ray intersects Γ_k at a distance $\lesssim \epsilon_0$ to the corner c_k , $k = j - 1, j + 1$. More precisely, there exists a constant $C_2 = C_2(\alpha_j) > 0$ depending only on the angle α_j such that with

$$(q', \xi') = \beta(q, \xi), \quad (q, \xi) \in \text{supp } \chi_j,$$

and for $\epsilon_0 > 0$ sufficiently small,

$$\left| |\xi'|_{q'} - 1 \right| \geq C_2 \text{ and } |q' - c_j| \leq C_1 \epsilon_0 |q - c_j| \text{ provided } \left| |\xi|_q - 1 \right| \leq \epsilon_0. \quad (72)$$

Note that in (72), the basepoint $q \in \Gamma_j$ and so, $q' \in \Gamma_k$ where $k = j - 1$ or $k = j + 1$ provided ϵ_0 is chosen sufficiently small.

4.1. Proof of Theorem 2: The obtuse case.

Proof. In the following, when convenient, we will freely use the notation $u_h^j := u_h \mathbf{1}_{\Gamma_j}$, for eigenfunction boundary traces along Γ_j . To simplify the analysis slightly, we assume in this section that the flat edge Γ_j intersects adjacent sides at obtuse angles $\alpha_j > \pi/2$. We observe that in such a case, near glancing rays to the flat edge Γ_j intersect an adjacent side Γ_k , $k = j - 1, j + 1$, transversally and, after an additional reflection, under the admissibility assumption in Definition 1 on the interior angles, intersects the boundary $\partial\Omega$ transversally and away from corners (see Figure 4). This is a key observation in our analysis below. We first give the proof of Theorem 2 in the case where all angles at corners c_j and c_{j+1} adjacent to the flat side Γ_j are obtuse (this assumption allows for a technically somewhat simpler argument). Finally, we indicate the fairly minor changes necessary for the proof in the general case in subsection 4.4.

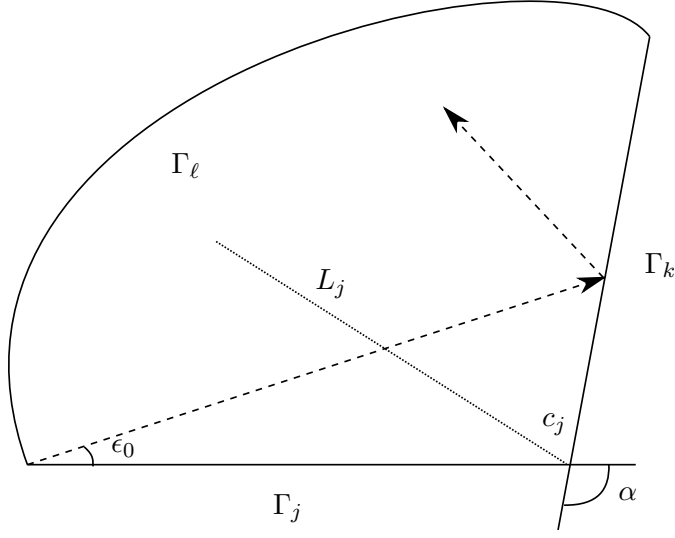


FIGURE 4. The setup for obtuse angles.

In the following, we fix $\delta \in (0, 1/2)$. We will eventually estimate the near corner mass $\|\psi_j^\delta u_h\|_{L^2(\Gamma_j)}$ separately using the non-concentration estimate in Theorem 1. To estimate $\|(1 - \psi_j^\delta)u_h\|_{L^2(\Gamma_j)}$, in view of (55) and (59), one can write with $u_h^{j,k} = \mathbf{1}_{\Gamma_{j,k}} u_h$,

$$(1 - \psi_j^\delta(h))u_h^j = \sum_{k \neq j} (1 - \psi_j^\delta) \mathbf{1}_{\Gamma_j} N(h) u_h^k. \quad (73)$$

Next, an application of the frequency cutoff operator $\chi_j(hD) : C^\infty(\mathring{\Gamma}_j) \rightarrow C^\infty(\mathring{\Gamma}_j)$ to both sides of (73) gives

$$\chi_j(hD)(1 - \psi_j^\delta(h))u_h^j = \sum_{k \neq j} \chi_j(hD)(1 - \psi_j^\delta(h)) \mathbf{1}_{\Gamma_j} N(h) u_h^k + O(h^\infty). \quad (74)$$

As for the non-glancing mass, the small-scale Rellich commutator result in Lemma 5 shows that

$$\|[1 - \chi_j(hD)](1 - \psi_j^\delta(h))u_h^j\|_{L^2(\Gamma_j)} = O(h^{-\delta/2}) = O(h^{-1/4-0}). \quad (75)$$

Since Γ_j is assumed to be flat, we note that here $\chi_j(hD)$ is a *tangential* h -psdo (see Definition 5.1) acting on the boundary components and consequently, the symbol $\chi_j(\xi)$ depends only on frequency coordinates in $T^*\mathring{\Gamma}_j$.

The next step is to insert the small-scale corner cutoffs $\psi_k^{2\delta}(h)$ in (67) on the RHS of (74). This gives

$$\chi_j(hD)(1 - \psi_j^\delta(h))u_h^j = N_j^{\mathcal{G}}(h)u_h + N_j^{\mathcal{D}}u_h + O(h^\infty). \quad (76)$$

where,

$$\begin{aligned} N_j^{\mathcal{G}}(h) &:= \sum_{k \neq j} \chi_j(hD) (1 - \psi_j^\delta(h)) \mathbf{1}_{\Gamma_j} N(h) (1 - \psi_k^{2\delta}(h)) \mathbf{1}_{\Gamma_k}, \\ N_j^{\mathcal{D}}(h) &:= \sum_{k \neq j} \chi_j(hD) (1 - \psi_j^\delta(h)) \mathbf{1}_{\Gamma_j} N(h) \psi_k^{2\delta}(h) \mathbf{1}_{\Gamma_k}. \end{aligned} \quad (77)$$

In the following, refer to $N_j^{\mathcal{G}}(h)$ as the *geometric* part of the potential layer and $N_j^{\mathcal{D}}(h)$ as the *diffractive* part. Consistent with this terminology, we can write

$$N_j^{\mathcal{G},\mathcal{D}}(h) := \sum_{k \neq j} N_{jk}^{\mathcal{G},\mathcal{D}}(h),$$

where we will refer to $N_{jk}^{\mathcal{G}}$ (resp. $N_{jk}^{\mathcal{D}}$) as the *geometric* (resp. *diffractive*) transfer operators.

Remark 9. We note that from (70) and (71) it follows that, modulo $O(h^\infty)$ -error, one can replace $N(q, q', h)$ with its WKB expansion in (63) in *both* the geometric (resp. diffractive) operators $N_j^{\mathcal{G}}$ (resp. $N_j^{\mathcal{D}}$) in (76). It then follows that the geometric part $N_j^{\mathcal{G}}(h) : C^\infty(\partial\Omega) \rightarrow C^\infty(\Gamma_j)$ is an h-FIO of order zero with a small-scale symbol in h .

4.1.1. *Bounds for the geometric operators.* In this section, we estimate the geometric term $\|N_j^{\mathcal{G}} u_h\|_{L^2(\Gamma_j)}$ by analyzing the geometric transfer operators $N_{jk}^{\mathcal{G}}$, $k \neq j$ appearing in the decomposition (76) in more detail. We begin with the following

Lemma 3. *For sufficiently small choice of $\epsilon_0 > 0$ in the frequency cutoff $\chi_j(\xi)$ along Γ_j , there exist uniform constants $C_1 > 0$ and $C_2 > 0$ depending only on the domain Ω such that when $k \in \{j-1, j+1\}$,*

$$\begin{aligned} WF'_h(N_{jk}^{\mathcal{G}}(h)) &\subset \{(y, \xi; y', \xi') \in B^* \mathring{\Gamma}_j \times B^* \mathring{\Gamma}_k; |q(y) - c_j| \geq C_1 h^\delta, \\ &|q(y') - c_j| \leq C_2 \epsilon_0 |q(y) - c_j|, \|\xi'\|_{y'} - \cos(\pi - \alpha_k) \leq C_3 \epsilon_0, |y - c_k| \leq C_2 \epsilon_0\}. \end{aligned} \quad (78)$$

Moreover, when $k \notin \{j-1, j+1\}$,

$$WF'_h N_{jk}^{\mathcal{G}}(h) = \emptyset.$$

Proof. First, note that for the geometric transfer operators $N_{jk}^{\mathcal{G}}$, in view of the corner cutoffs $(1 - \psi^\delta)$ and $(1 - \psi^{2\delta})$ appearing in the definition in (77), it follows that the Schwartz kernel

$$\text{supp } S.K. N_{jk}^{\mathcal{G}} \subset \{(q, q') \in \mathring{\Gamma}_j \times \mathring{\Gamma}_k; |q - q'| \gtrsim h^\delta\}; \quad k \neq j,$$

so that, modulo $O_{C^\infty}(h^\infty)$ -errors, one can use the WKB type formula in (63) for $N(q, q', h)$. Let $[0, \ell_j] \ni s \rightarrow q(s)$ with $\ell_j = |\Gamma_j|$ be arclength parametrization of Γ_j and $[0, \ell_k] \ni t \rightarrow q(t)$ be arclength parametrization of a boundary edge Γ_k with $k \neq j$.

Then, in terms of these parametrizations the geometric transfer operator $N_{jk}^{\mathcal{G}}(h) = \chi_j(hD)(1 - \psi_j^\delta)1_{\Gamma_j}N(h)(1 - \psi_k^{2\delta})1_{\Gamma_k}$ has Schwartz kernel of the form

$$(2\pi h)^{-3/2} \int \int e^{i[(s-s')\xi + |q(s') - q(t)|]/h} \chi_j(\xi)(1 - \psi_j^\delta)(s, h)c(s', t, h)(1 - \psi_k^{2\delta})(t, h) ds' d\xi. \quad (79)$$

An application of stationary phase in (79) in the (s', ξ) -variable gives

$$N_{jk}^{\mathcal{G}}(s, t, h) = (2\pi h)^{-1/2} e^{i|q(s) - q(t)|/h} (1 - \psi_j^\delta)(s, h) \tilde{c}(s, t, h) (1 - \psi_k^{2\delta})(t, h) + O(h^\infty), \quad (80)$$

where (see (65)),

$$\begin{aligned} |q(s) - q(t)|^{1/2} \tilde{c}(s, t, h) &\in S_\delta^0(1), \\ |q(s) - q(t)|^{1/2} \tilde{c}(s, t, h) &\sim \sum_{m=0}^{\infty} c_m \left(\frac{h}{|q(s) - q(t)|} \right)^m, \end{aligned}$$

and with $\rho(s, t) = \frac{q(s) - q(t)}{|q(s) - q(t)|}$,

$$\tilde{c}(s, t, h) - c(s, t, h) \chi_j(\rho(s, t)) \in hS^0(1),$$

$$\text{supp } \tilde{c} \subset \{(s, t); \langle \rho(s, t), d_s q(s) \rangle = 1 + O(\epsilon_0)\}.$$

Note that stationary phase in (s', ξ) does not involve differentiation of the small-scale cutoffs $(1 - \psi_j^\delta)$ and $(1 - \psi_k^{2\delta})$, so there are no additional powers of $h^{-\delta}$ appearing in (80). We note that the support condition $\langle \rho(s, t), q'(s) \rangle = 1 + O(\epsilon_0)$ above on \tilde{c} implies by convexity of Ω that

$$(t, s) \in \text{supp } \tilde{c} \implies |q(t) - c_k| = O(\epsilon_0)|q(s) - c_k|, \quad k = j - 1, j + 1.$$

In particular, modulo $O(h^\infty)$ error it is enough to take $k = j - 1, j + 1$ in the sum (77).

Next, let $\chi_k^{tr} \in C_0^\infty(\dot{B}^* \Gamma_k)$ along an adjacent side. Then, in view of (80),

$$\begin{aligned} N_{jk}^{\mathcal{G}}(h) \chi_k^{tr}(t, hD_t)(s, t') &= (2\pi h)^{-3/2} \int \int e^{i[|q(s) - q(t)| + (t-t')\eta]/h} \tilde{c}(s, t, h) (1 - \psi_k^{2\delta})(t, h) \chi_k^{tr}(t, \eta) dt d\eta \\ &\quad + O(h^\infty). \end{aligned} \quad (81)$$

We apply stationary phase in (81) in the (t, η) -variables. Since there is a 2-microlocal cutoff $(1 - \psi_k^{2\delta})(t, h)$ that gets differentiated in the process, one must take some additional care at this point. The formal expansion of the RHS in (81) is then of the form

$$(2\pi h)^{-1/2} e^{i|q(s) - q(t')|/h} \left(\sum_{m=0}^{\infty} \frac{(hD_t D_\eta)^m}{m!} [\tilde{c}(s, t, h) (1 - \psi_k^{2\delta})(t, h) \chi_k^{tr}(t, \eta)]|_{t=t', \eta=\langle \rho(t', s), d_{t'} \rangle} \right) \quad (82)$$

We note that at most m derivatives in t hit the cutoff $(1 - \psi_k^{2\delta})$ and each D_t derivative creates a factor of $h^{-2\delta}$, so that the error term in (82) at level m is $O(h^{(1-2\delta)m})$ and it is then standard to show that the asymptotic expansion is indeed legitimate (see subsection 4.1.2 for a closely-related argument). It follows that

$$\eta = \langle \rho(t', s), d_{t'} q(t') \rangle, \quad \langle \rho(t', s), d_s q(s) \rangle = 1 + O(\epsilon_0). \quad (83)$$

Since the edges Γ_j and Γ_k intersect at angle α_k , (83) implies that

$$\eta = \cos(\pi - \alpha_k) + O(\epsilon_0),$$

and that completes the proof of the lemma. \square

As a consequence of Lemma 3, by choosing $\epsilon_0 > 0$ sufficiently small in the support of the frequency cutoff $\chi_j(\xi')$, it is natural to introduce a corresponding frequency cutoff $\chi_k^{tr} \in C^\infty(B^*\Gamma_k)$ supported transversally along the edge Γ_k . Specifically we choose $\chi_k^{tr} \in C^\infty(B^*\Gamma_k)$ such that

$$\text{supp } \chi_k^{tr} \subset \{(q', \eta) \in B^*\Gamma_k^\circ; |\eta| = \cos(\pi - \alpha_k) + O(\epsilon_0)\}.$$

In addition, let $\chi_{\epsilon_0} \in C_0^\infty(\mathbb{R})$ be a cutoff with $0 \leq \chi_{\epsilon_0} \leq 1$ and $\chi_{\epsilon_0}(u) = 1$ for $|u| \leq \epsilon_0$ with $\chi_{\epsilon_0}(u) = 0$ for $|u| \geq 2\epsilon_0$. Next, setting

$$\chi_{k,q}^{tr}(q', \eta) := \chi_k^{tr}(q', \eta) \chi_{\epsilon_0}\left(\frac{|q' - c_k|}{|q - c_k|}\right), \quad (84)$$

we have, in view of Lemma 3,

$$\begin{aligned} N_j^{\mathcal{G}}(h)u_h &= \sum_{k=j-1}^{j+1} \chi_j(q, hD) (1 - \psi_j^\delta(q, h)) \mathbf{1}_{\Gamma_j} N(h) \chi_{k,q}^{tr}(q', \eta) (1 - \psi_k^{2\delta}(q', h)) \mathbf{1}_{\Gamma_k} u_h \\ &\quad + O(h^\infty). \end{aligned} \quad (85)$$

At this point, it is useful to introduce some additional transfer operators that are closely related to $N_{jk}^{\mathcal{G}}$ and $N_{jk}^{\mathcal{D}}$ (see (77)). Let $N_{jk}(h) : C^0(\Gamma_j) \rightarrow C^0(\Gamma_k)$ be the *transfer operator* with Schwartz kernel

$$N_{jk}(q, q', h) := \chi_j(q, hD) (1 - \psi_j^\delta)(q, h) N(q, q', h); \quad (q, q') \in \Gamma_j \times \Gamma_k. \quad (86)$$

We note that since the cutoff $\psi_k^{2\delta}(t)$ in the incoming t -variables is unaffected by differentiation in the (s', ξ) -variables in the stationary phase argument in (79), it follows that when $(q, q') \in \Gamma_j \times \Gamma_k$,

$$N_{jk}(q, q', h) = \chi_j(q, hD) (1 - \psi_j^\delta)(q, h) N(q, q', h) \chi_{\epsilon_0}\left(\frac{|q' - c_k|}{|q - c_k|}\right) + O(h^\infty). \quad (87)$$

The point behind (87) is that near-glancing rays to Γ_j intersect adjacent sides Γ_k *only* and do so transversally with $|q' - c_i| \lesssim \epsilon_0 |q - c_k|$. However, since $N_{jk}(h)$ incorporates *both* diffractive and geometric terms, the transversal cutoff $\chi_k^{tr}(q', hD)$; $k = j - 1, j + 1$ cannot be added in (87) in contrast with the geometric transfer operators $N_{jk}^G(h)$ in Lemma 3.

In summary, we collect here for future reference the simple relation between the various transfer operators:

$$N_{jk}^G(h) = N_{jk}(h) \chi_k^{tr}(q', hD) (1 - \psi_k^{2\delta})(h), \quad (88)$$

$$N_{jk}^D(h) = N_{jk}(h) \psi_k^{2\delta}(h).$$

Remark 10. Note that in (85), the sum on the RHS is only over the sides Γ_k ; $k = j - 1, j + 1$ adjacent to the flat side Γ_j and $\chi_k^{tr}(q', \eta)$ in (84) a uniformly *transversal* frequency cutoffs along an adjacent side Γ_k with $\text{supp } \chi_k^{tr} \subset \{(q', \eta) \in B_0^*(\Gamma_k); |\eta - \cos(\pi - \alpha_k)| = O(\epsilon_0)\}$ and $\cos(\pi - \alpha_k) + O(\epsilon_0) < 1$ for $\epsilon_0 > 0$ small enough. The heuristics here are quite simple: the formula in (85) is a consequence of the fact that, due to the convexity of Ω , the ray corresponding to $\xi \in \text{supp } \chi_j$ sufficiently close to glancing along Γ_j (i.e. with $\epsilon_0 > 0$ sufficiently small), necessarily hits only the sides Γ_k ; $k = j - 1, j + 1$ adjacent to the flat side Γ_j . Moreover, all such *near-glancing* rays to Γ_j hit the adjacent sides Γ_{j-1} and Γ_{j+1} at a distance $\lesssim \epsilon_0$ to a common corner and reflect in a (uniformly in ϵ_0) *transversal* direction to the adjacent side roughly at angle $\pi - \alpha_k$ when $\epsilon_0 > 0$ is small (see Figure 4).

To summarize, from (76) and (85) we have shown that

$$\begin{aligned} & (1 - \psi_j^\delta) \chi_j(hD) u_j \\ &= \sum_{k=j-1}^{j+1} \chi_j(q, hD) (1 - \psi_j^\delta(q, h)) \mathbf{1}_{\Gamma_j} N(h) \chi_k^{tr}(q', hD) (1 - \psi_k^{2\delta}(q', h)) \mathbf{1}_{\Gamma_k} u_h \\ & \quad + N_j^D(h) u_j + O(h^\infty). \end{aligned} \quad (89)$$

Then, by choosing another transversal cutoff $\zeta_k \in C_0^\infty(\mathring{B}^* \Gamma_k)$ with $\zeta_k \ni \chi_k^{tr}$, and so that $\text{supp } \zeta_k \subset \{(q, \eta) \in B_0^* \Gamma_k; |\eta - \cos(\pi - \alpha_k)| = O(\epsilon_0)\}$, the microlocal decomposition in (89) can be written in terms of the transfer operators N_{jk} in (87) as follows:

$$\begin{aligned}
 & (1 - \psi_j^\delta) \chi_j(hD) u_j \\
 = & \sum_{k=j-1}^{j+1} N_{jk}^{\mathcal{G}}(h) \mathbf{1}_{\Gamma_k} u_h + N_j^{\mathcal{D}}(h) u_j + O(h^\infty) \\
 = & \sum_{k=j-1}^{j+1} N_{jk}(h) \zeta_k(q', hD) (1 - \psi_k^{2\delta}(q', h)) \mathbf{1}_{\Gamma_k} u_h + N_j^{\mathcal{D}}(h) u_j + O(h^\infty). \tag{90}
 \end{aligned}$$

Remark 11. Setting $\delta = 1/2 - 0$ in (90), our aim here is to show that

$$\|(1 - \psi_j^\delta(h)) \chi_j(hD) u_h^j\|_{L^2(\Gamma_j)} = O(h^{-\delta/2}) = O(h^{-1/4-0}). \tag{91}$$

When $\rho \in C^\infty(\overset{\circ}{\Gamma}_k)$ is supported away from corners, a standard Rellich commutator argument (see Lemma 5) shows that with a transversal frequency cutoff $\zeta_k \in C_0^\infty(\overset{\circ}{B}^* \Gamma_k)$, one has $\|\rho(y) \zeta_k(hD_y)\|_{L^2(\Gamma_k)} = O(1)$. Unfortunately, since $(1 - \tilde{\psi}_k^{2\delta}(h))$ is only supported outside an $h^{2\delta}$ -neighbourhood of a corner, at present, we cannot rule out blowup in h ; indeed, from Lemma 5, at present the best bound we can get near corners is of the form $\|(1 - \psi_k^{2\delta}) \zeta_k(hD_y) u_h\|_{L^2(\Gamma_k)} = O(h^{-\delta/2}) = O(h^{-1/4-0})$. Unfortunately, as we show in section 4.2 the transfer operators $N_{jk}(h)$ are *singular* h -FIO's associated with one-sided folds and with small-scale (in h) symbols. As a result, they are *not* bounded in L^2 . We show in section 4.2 that $\|N_{jk}(h)\|_{L^2 \rightarrow L^2} = O(h^{-1/4-0})$. Consequently, the naive estimate for the geometric term in (90) is

$$\begin{aligned}
 \|N_j^{\mathcal{G}}(h) u_h\|_{L^2(\Gamma_j)} &= O(1) \|N_{jk}(h)\|_{L^2 \rightarrow L^2} \|\zeta_k(q', hD) (1 - \psi_k^{2\delta}(q', h)) \mathbf{1}_{\Gamma_k} u_h\|_{L^2(\Gamma_k)} \\
 &= O(h^{-1/2-0}).
 \end{aligned}$$

This is just the Sobolev bound and is too crude to be useful.

To deal with this problem, we use the jumps equation $u_h = N(h) u_h$ in the geometric term on the RHS of (90) yet again to reflect near-glancing rays to Γ_j hitting Γ_k away from the corners along the adjacent edge Γ_k (see Figure 4). The point is that by choosing $\epsilon_0 > 0$ sufficiently small, under the admissibility assumption on the corner angles, these reflected rays have the property that they next intersect the boundary $\partial\Omega$ transversally in the interior of the boundary away from a *fixed* (in h) neighbourhood of the corners. The latter (transversal) L^2 mass is then shown to be $O(1)$ by Lemma 5. We now carry out the details of this additional step.

Inserting the jumps equation $u_h^{\partial\Omega} = N(h) u_h^{\partial\Omega}$ yet again in the first (geometric) term on the RHS of (90) gives

$$\begin{aligned}
 \chi_j(hD) (1 - \psi_j^\delta(h)) u_h^j &= \sum_{k=j-1, j+1} N_{jk}^{\mathcal{G}}(h) u_h^k + N_j^{\mathcal{D}}(h) u_h^{\partial\Omega} + O(h^\infty) \\
 &= \sum_{k=j-1}^{j+1} N_{jk}^{\mathcal{G}}(h) N(h) u_h^{\partial\Omega} + O(\|N_j^{\mathcal{D}}(h) u_h^{\partial\Omega}\|_{L^2}) + O(h^\infty). \tag{92}
 \end{aligned}$$

The diffractive term $\|N_j^{\mathcal{D}}u_j\|$ is easier to estimate, so we defer this to section 4.2.1. We first address the problem of bounding the geometric term. As we have already indicated earlier, the main point behind using the jumps equation $N(h)u_h = u_h$ yet again in (92) is that near-glancing rays to the flat edge Γ_j intersect near corners (and Rellich estimates in h^δ -nbds of corners are quite delicate). To avoid this issue, by inserting the jumps equation yet again (and using admissibility assumption), one essentially reflects away these rays to the interior of the boundary $\partial\Omega$ far from any corners. The latter can then be estimated by the standard Rellich argument in Lemma 5 (see also Figure 4).

Next, we split up the RHS of (92) by inserting additional cutoffs $\tilde{\psi}^{2\delta}(h)$ in (92) where $\tilde{\psi}^{2\delta} = \sum_k \tilde{\psi}_k^{2\delta}$ with $\tilde{\psi}_k^{2\delta} \in \psi_k^{2\delta}$ is supported in the union of $h^{2\delta}/2$ -radius balls centered at each of the corners and $\tilde{\zeta} \in C^\infty(\mathring{B}^*\Gamma_k)$ with $\tilde{\zeta}_k \ni \zeta_k$. We continue to choose this frequency cutoff so that $\text{supp } \tilde{\zeta}_k \subset \{(q, \eta) \in B_0^*\Gamma_k; |\eta - \cos(\pi - \alpha_k)| = O(\epsilon_0)\}$. At this point, the admissibility assumption in Definition 1 will play a crucial role to ensure that rays reflected in the adjacent edge Γ_k intersect $\partial\Omega$ away from corners.

From (92), we can write

$$\begin{aligned} & \|\chi_j(hD)(1 - \psi_j^\delta(h))u_h\|_{L^2(\Gamma_j)} \\ & \leq \sum_{k=j-1}^{j+1} \|N_{jk}^{\mathcal{G}}(h)\|_{L^2 \rightarrow L^2} \left(\|\tilde{\zeta}_k(hD)(1 - \tilde{\psi}_k^{2\delta}(h))\mathbf{1}_{\Gamma_k} N(h)(1 - \tilde{\psi}^{2\delta}(h))u_h\|_{L^2(\Gamma_k)} \right. \\ & \quad \left. + \|\tilde{\zeta}_k(hD)(1 - \tilde{\psi}_k^{2\delta}(h))\mathbf{1}_{\Gamma_k} N(h)\tilde{\psi}^{2\delta}(h)u_h\|_{L^2(\Gamma_k)} \right) \\ & \quad + O(\|N_j^{\mathcal{D}}(h)u_h\|_{L^2}) + O(h^\infty). \end{aligned} \tag{93}$$

In (93) and below, we write $\|N_{jk}(h)\| := \|N_{jk}(h)\|_{L^2 \rightarrow L^2}$. We now estimate each of the two geometric terms on the RHS of (93) separately and then bound $\|N_j^{\mathcal{D}}(h)u_h\|$ separately in section 4.2.1.

To bound the terms on the RHS of (93) it is convenient to introduce some notation at this point. We set

$$\begin{aligned} Q_1(h) & := \zeta_k(hD)(1 - \psi_k^{2\delta}(h))N(h)(1 - \tilde{\psi}^{2\delta}(h)), \\ Q_2(h) & := \zeta_k(hD)(1 - \psi_k^{2\delta}(h))N(h)\tilde{\psi}^{2\delta}(h). \end{aligned} \tag{94}$$

Next, we further decompose the operators $Q_{1,2}(h)$ into *near-diagonal* and *off-diagonal* terms as follows: Let $\chi_M \in C_0^\infty(\mathbb{R}^2)$, $0 \leq \chi \leq 1$ with $\chi_M(x) = 1$ when $|x| < \frac{1}{M}$ and $\chi_M(x) = 0$ for $|x| \geq \frac{2}{M}$. Here, we choose $M > 0$ large enough so that $|q(y) - q(y')| \leq \frac{1}{M}h^{2\delta}$ and $(y, y') \notin \text{supp } \psi_k^{2\delta} \times \text{supp } \tilde{\psi}^{2\delta}$ implies that $(q, q') \in \Gamma_k \times \Gamma_k$ (i.e. both points lie along the same edge, Γ_k .) We then decompose the operators $Q_{1,2}(h)$ by writing

$$Q_j(h) = Q_j^{(1)}(h) + Q_j^{(2)}(h); \quad j = 1, 2,$$

such that

$$Q_1^{(j)}(h) = \zeta_k(hD)N_1^{(j)}(h), \quad j = 1, 2,$$

where

$$\begin{aligned} N_1^{(1)}(z, y', h) &= \left[(1 - \psi_k^{2\delta}(h))N(h)(1 - \tilde{\psi}^{2\delta}(h)) \right] (z, y') \cdot \chi_M(h^{-2\delta}(q(z) - q(y'))), \quad (95) \\ N_1^{(2)}(z, y', h) &= \left[(1 - \psi_k^{2\delta}(h))N(h)(1 - \tilde{\psi}^{2\delta}(h)) \right] (z, y') \cdot (1 - \chi_M)(h^{-2\delta}(q(z) - q(y'))). \end{aligned}$$

Similarly,

$$Q_2^{(j)}(h) = \zeta_k(hD)N_2^{(j)}(h) : \quad j = 1, 2,$$

where

$$\begin{aligned} N_2^{(1)}(z, y', h) &= \left[(1 - \psi_k^{2\delta}(h))N(h)\tilde{\psi}^{2\delta}(h) \right] (z, y') \cdot \chi_M(h^{-2\delta}(q(z) - q(y'))), \\ N_2^{(2)}(z, y', h) &= \left[(1 - \psi_k^{2\delta}(h))N(h)\tilde{\psi}^{2\delta}(h) \right] (z, y') \cdot (1 - \chi_M)(h^{-2\delta}(q(z) - q(y'))). \quad (96) \end{aligned}$$

We note here that by choosing $M \gg 1$,

$$N_2^{(1)}(z, y', h) = 0 \quad (97)$$

and so, without loss of generality it suffices to consider only the $N_2^{(2)}$ -term when considering $Q_2(h)$.

4.1.2. *Estimating $\|Q_1(h)u_h\|$.* **$Q_1^{(2)}$ -term:** We start with analysis of the $Q_1^{(2)}$ -term. Since in this case, $|q(z) - q(y')| \gtrsim h^{2\delta}$ for $(z, y') \in \text{supp } Q_1^{(2)}(\cdot, \cdot)$, modulo $O_{C^\infty}(h^\infty)$ -error, it follows from (63) and Lemma 3 that in terms of parametrizing coordinates with $q = q(z) \in \Gamma_k$, $q' = q(y') \in \partial\Omega$, $\rho(z, y') = \frac{q(z) - q(y')}{|q(z) - q(y')|}$, and with

$$\Theta := \left\{ (z, y'); \langle d_z q(z), \rho(z, y') \rangle = \cos(\pi - \alpha_k) + O(\epsilon_0), |q(z) - c_j| = O(\epsilon_0)|q(y') - c_k| \right\}, \quad (98)$$

We claim that for $\epsilon_0 > 0$ sufficiently small,

$$\inf_{\{(q(z), q(y')) \in \Gamma_k \times \partial\Omega; (z, y') \in \Theta\}} |q(z) - q(y')| \geq C(\epsilon_0) > 0. \quad (99)$$

To prove (99), we note that when we fix $q(z) = c_k$, a corner point adjacent to the flat side Γ_j , and $q(y') \in \partial\Omega$ is the boundary intersection of a formally reflected tangential ray along Γ_j , the estimate in (99) follows by convexity of Ω and the admissibility assumption (see also Figure 4). For $\epsilon_0 > 0$ small, (99) then follows for general $(z, y') \in \Theta$ by continuity of the billiard map since we reflect near-glancing rays along Γ_j in the adjacent side Γ_k near the corner.

Thus, with $q(y) \in \Gamma_k$, $q(z) \in \Gamma_k$ and $q(y') \in \partial\Omega$, we have

$$\begin{aligned}
Q_1^{(2)}(y, y', h) & \tag{100} \\
&= (2\pi h)^{-1/2-1} \int_{\mathbb{R}} \int_{\partial\Omega} e^{i[(y-z)\xi' + |q(z)-q(y')|]/h} \zeta_k(y, \xi') \chi_{\Theta}(z, y') c(z, y'; h) \\
&\quad \times (1 - \psi_k^{2\delta})(z, h) (1 - \tilde{\psi}^{2\delta})(y', h) (1 - \chi_M(h^{-2\delta}(|q(z) - q(y')|)) dz d\xi' + O(h^\infty).
\end{aligned}$$

In (100), the cutoff $\chi_{\Theta} \in C^\infty(\Gamma_k \times \partial\Omega)$ with $0 \leq \chi_{\Theta} \leq 1$ such that $\chi_{\Theta}(z, y') = 1$ in a $C\epsilon_0$ -width tubular neighbourhood of the manifold Θ in (98) with $C > 0$ sufficiently large and $\chi_{\Theta}(z, y') = 0$ outside a $2C\epsilon_0$ -width tubular neighbourhood.

From now on, we choose the arclength parametrization of the boundary so that $|d_y q(y)| = 1$ for all $y \in \partial\Omega$. Here, we recall from (65) that the symbol c in (100) satisfies the estimates $|q(z) - q(y')|^{1/2} \partial_{z, y'}^\alpha c(z, y', h) = O_\alpha(|q(z) - q(y')|^{-|\alpha|})$ and note that for the phase function

$$\phi(z; y, y', \xi) := (y - z)\xi' + |q(z) - q(y')|, \quad d_z \phi = \left\langle d_z q(z), \frac{q(z) - q(y')}{|q(z) - q(y')|} \right\rangle - \xi'. \tag{101}$$

Consequently, $d_z \phi = 0$ if and only if $\xi' = \langle d_z q(z), \frac{q(z) - q(y')}{|q(z) - q(y')|} \rangle = \langle d_z q(z), \rho(y', z) \rangle$.

It follows from (99) that with $\epsilon_0 > 0$ sufficiently small,

$$\min_{(y', z) \in \text{supp } \chi_{\Theta}} |q(y') - q(z)| \geq C_1 > 0. \tag{102}$$

We also note that for $\epsilon_0 > 0$ sufficiently small and with \mathcal{C} denoting the corner set, under the admissibility assumption in Definition 1 and for $\epsilon_0 > 0$ sufficiently small, we claim that there exist a constant $C > 0$ (uniform in ϵ_0) such that for the cutoff χ_{Θ} in (100), one also has

$$\min_{(z, y') \in \text{supp } \chi_{\Theta}} \text{dist}(q(y'), \mathcal{C}) \geq C_2 > 0. \tag{103}$$

To prove (103), we note that since the billiard map $\beta : B^* \partial\Omega \rightarrow B^* \partial\Omega$ is piecewise C^∞ , in view of the admissibility assumption, it follows that $\pi(\beta(z, \xi')) \subset \partial\Omega$ provided $|q(z) - c_j| = O(\epsilon_0)$ and $|\xi' - \cos(\pi - \alpha_k)| = O(\epsilon_0)$ with $\epsilon_0 > 0$ sufficiently small. Thus, (103) follows from the definition of Θ in (98) again, by choosing $\epsilon_0 > 0$ sufficiently small, since $\text{dist}(\text{supp } \chi_{\Theta}, \Theta) \leq C\epsilon_0$. Since $d_z \phi = \xi' - \langle d_z q(z), \rho(y', z) \rangle$, in view of (102) and (103) it then follows by repeated integrations by parts in z that,

$$\begin{aligned}
Q_1^{(2)}(y, y', h) & \tag{104} \\
&= (2\pi h)^{-1/2-1} \int_{\mathbb{R}} \int_{\partial\Omega} e^{i[(y-z)\xi' + |q(z)-q(y')|]/h} \zeta_k(y, \xi') \chi_{\Theta}(z, y') c(z, y'; h) \\
&\quad \times (1 - \psi_k^{2\delta})(z, h) (1 - \tilde{\psi})(y', h) (1 - \chi_M(|q(z) - q(y')|)) dz d\xi' + O(h^\infty).
\end{aligned}$$

The point here is that in view of (102) and (103), $q(y') \in \text{int } \partial\Omega$ with $\text{dist}(q(y'), \mathcal{C}) \gtrsim 1$ and also $|q(y') - q(z)| \gtrsim 1$. Thus, the small-scale cutoff

$$(1 - \tilde{\psi}^{2\delta})(y', h) (1 - \chi_M(h^{-2\delta}(|q(z) - q(y')|)))$$

gets replaced with

$$(1 - \tilde{\psi})(y', h) (1 - \chi_M(|q(z) - q(y')|))$$

which is clearly in $S^0(1)$ (in fact, it is independent of h).

It will be useful in the following to separate-out the standard $S^0(1)$ -part of the amplitude in (104) and define

$$c_{reg}(z, y', h) := \chi_{\Theta}(z, y') c(z, y'; h) (1 - \tilde{\psi})(y', h) (1 - \chi_M(|q(z) - q(y')|)) \quad (105)$$

where clearly $c_{reg} \in S^0(1)$. Thus, we simply rewrite (104) in the form

$$Q_1^{(2)}(y, y', h) = (2\pi h)^{-1/2-1} \int_{\mathbb{R}} \int_{\partial\Omega} e^{i[(y-z)\xi' + |q(z) - q(y')|]/h} \zeta_k(y, \xi') c_{reg}(z, y'; h) \\ \times (1 - \psi_k^{2\delta})(z, h) dz d\xi' + O(h^\infty). \quad (106)$$

In (106) we note that $(hD_z)^\beta (1 - \psi^{2\delta})(z, h) = O(h^{|\beta|\epsilon'})$ since $2\delta = 1 - \epsilon'$ and also $(hD_z)^\beta c(z, y', h) = |q(z) - q(y')|^{-1/2} O(h^{|\beta|} |q(z) - q(y')|^{-|\beta|}) = O(h^{-1+\epsilon'}) O(h^{|\beta|\epsilon'})$ since $|q(z) - q(y')| \gtrsim h^{1-\epsilon'}$ for (z, y') in the support of the amplitude in the integral (106). Thus, by Leibniz rule,

$$(hD_z)^\beta ((1 - \psi^{2\delta})(z, h) c_{reg}(z, y', h)) = O_\beta(h^{-1+\epsilon'+|\beta|\epsilon'}).$$

We also note that by convexity, $\cos \alpha_k < 1$, and so, for $\epsilon_0 > 0$ sufficiently small (but independent of h), the transversality conditions

$$\max(\langle \rho(z, y'), d_{y'} q(y') \rangle, \langle \rho(z, y'), d_z q(z) \rangle) \leq \frac{1}{C_3(\epsilon_0)} < 1$$

also follows from (98) and convexity of Ω , where we recall that $\rho(z, y') = \frac{q(z) - q(y')}{|q(z) - q(y')|}$.

To summarize, it follows that for $\epsilon_0 > 0$ sufficiently small, there exist constants $C_j > 0; j = 1, 2, 3, 4$ uniform in ϵ_0 such that the cutoff χ_{Θ} in (100) satisfies

$$\text{supp } \chi_{\Theta} \subset \{(z, y'); \max(\langle \rho(z, y'), d_{y'} q(y') \rangle, \langle \rho(z, y'), d_z q(z) \rangle) \leq \frac{1}{C_1} < 1, \\ |q(z) - c_j| \leq C_2 \epsilon_0, |q(z) - q(y')| \geq C_3 > 0, \text{dist}(q(y'), \mathcal{C}) \geq C_4 > 0\}, \quad (107)$$

where in (107) we recall that $(q(z), q(y')) \in \Gamma_k \times \partial\Omega$.

The next step is to apply stationary phase in (106) in (z, ξ') taking into account the support properties of χ_{Θ} (and consequently c_{reg}) in (107). Given the phase function

$$\phi(z, \xi'; y, y') := (y - z)\xi' + |q(z) - q(y')|,$$

the critical point equations are

$$d_z \phi = -\xi' + \langle \rho(z, y'), d_z q(z) \rangle = 0 \iff \xi' = \langle \rho(z, y'), d_z q(z) \rangle, \\ d_{\xi'} \phi = y - z = 0 \iff z = y.$$

The only slight subtlety here is the presence of the corner cutoff $1 - \psi_k^{2\delta} \in S_{2\delta}^0(1)$ which is supported outside an $h^{2\delta}$ -neighbourhood of the corner c_k . This cutoff is 2-microlocal since $2\delta = 1 - 0 > 1/2$. However, this term only depends on the z -variables and so, in particular,

$$(hD_z D_{\xi'}^\alpha)^{\alpha} \left((1 - \psi_k^{2\delta})(z; h) c_{reg}(z, y', h) \right) = O(h^{(1-2\delta)|\alpha|}). \quad (108)$$

Since $2\delta < 1$, one can legitimately apply stationary phase in (106); indeed, setting $\tilde{c}(z, \xi'; y, y', h) := \chi(y, \xi') \chi_{\Theta}(z, y') c_{reg}(z, y', h) (1 - \psi_k^{2\delta})(z, h) \psi_k^{2\delta}(y', h)$, the remainder term of order N is

$$R_N(y, y', h) \leq h^N \int_0^1 \frac{(1-t)^N}{N} \|(D_z \widehat{D_{\xi'}})^N \tilde{c}\|_{L^1} dt \leq C_N h^N \|(D_z \widehat{D_{\xi'}})^N \tilde{c}\|_{L^1}$$

Thus, since $\tilde{c} \in C_0^\infty$, it follows that

$$|R_N(y, y', h)| \leq C_N h^N \max_{|\alpha| \leq 2} \|D_{z, \xi'}^\alpha (D_z D_{\xi'})^N \tilde{c}\|_{L^\infty} = O_N(h^{-2\delta N - 4\delta}) \quad (109)$$

The last estimate in (109) follows from Leibniz rule, (108) and the fact that at most $(N+2)$ derivatives in z hit the singular symbol $(1 - \psi_{2\delta})(z, h)$. Thus, it follows from (109) that by choosing $N \gg 1$ sufficiently large, one can apply stationary phase to the $O(h^\infty)$ -error in (106). The result is that the Schwartz kernel of $Q_1^{(2)}(h)$ can be written in the form:

$$Q_1^{(2)}(y, y', h) = (2\pi h)^{-1/2} e^{i|q(y) - q(y')|h} d_{sing}(y; h) d_{reg}(y, y', h) (1 - \psi)(y') + O(h^\infty) \quad (110)$$

where, $(q(y), q(y')) \in \Gamma_k^\circ \times \partial\Omega$, $d_{reg} \in S^0(1)$. The symbol d_{sing} is 2-microlocal with $\partial_{y, y'}^\alpha d_{sing}(y, h) = O(h^{-2\delta|\alpha|})$.

Moreover, again in view of (107), the ray $\rho(y, y') = \frac{q(y) - q(y')}{|q(y) - q(y')|}$ is then transversal to the boundary at both endpoints $q(y) \in \Gamma_k^\circ$ and $q(y') \in \partial\Omega$. Thus, there exists $C_0 > 1$ with

$$\begin{aligned} \text{supp } d_{reg} \subset & \left\{ (y, y'); (q(y), q(y')) \in \Gamma_k^\circ \times \partial\Omega, \right. \\ & \left. \max(|\langle d_{y'} q(y'), \rho(y, y') \rangle|, |\langle d_y q(y), \rho(y, y') \rangle|) \leq \frac{1}{C_0}, |q(y) - q(y')| \geq C_1 \right\}. \end{aligned} \quad (111)$$

Setting $S(y, y') := |q(y) - q(y')|$, it follows by direct computation that

$$\begin{aligned} \partial_y \partial_{y'} S(y, y') &= \frac{1}{|q(y) - q(y')|} [\langle d_y q(y), d_{y'} q(y') - \langle d_{y'} q(y'), \rho(y, y') \rangle \rho(y, y') \rangle] \\ &= \frac{1}{|q(y) - q(y')|} \langle d_y q(y), \rho^\perp(y, y') \rangle \cdot \langle d_{y'} q(y'), \rho^\perp(y, y') \rangle, \end{aligned} \quad (112)$$

where ρ^\perp is unit vector orthogonal to ρ . Thus, from (111) and using the fact that $|\rho(y, y')| = 1$ and Ω is convex,

$$|\partial_y \partial_{y'} S(y, y')| \geq C_3 > 0, \quad (y, y') \in \text{supp } d_{reg}. \quad (113)$$

Thus, $Q_1^{(2)}(h)$ has a canonical relation that is a graph and so, by h -Egorov, $P_1(h) := Q_1^{(2)}(h)^* Q_1^{(2)}(h) : C^\infty(\partial\Omega) \rightarrow C^\infty(\partial\Omega)$ is an h -psdo. Indeed, from (110) and (113), by a standard Kuranishi change of variables, it follows that the Schwartz kernel of the h -psdo $P_1(h) := Q_1^{(2)}(h)^* Q_1^{(2)}(h)$ is modulo $O(h^\infty)$ of the form

$$P_1(y', y'', h) = (2\pi h)^{-1} \int_{\mathbb{R}} e^{i(y'-y'')\eta/h} p_1(y', \eta; h) (1 - \psi(y'))^2 f(z(y', \eta), h) d\eta, \quad (114)$$

In (114), $p_1 \in S^0(\partial\Omega)$ with $\text{supp } p_1 \subset \{(y', \eta) \in B^* \partial\Omega; |\eta|_{y'} \leq 1/C_1 < 1, |q(y') - C| \geq C_4 > 0\}$ due the transversal support properties of d in (110). Also, we note that again by taking $\epsilon_0 > 0$ small, the near glancing rays in the support of χ_j reflect off Γ_k and intersect the interior of a *single* edge, say Γ_ℓ . Thus, in (114) we can assume that $(q(y), q(y')) \in \mathring{\Gamma}_\ell$ for some fixed $\ell \in \{1, \dots, N\}$.

Since

$$\|Q_1^{(2)}(h)u_h\|_{\partial\Omega}^2 = \langle P_1(h)u_h, u_h \rangle_{\Gamma_\ell} + O(h^\infty), \quad (115)$$

one is reduced to estimating the h -psdo matrix elements on the RHS of (115).

The second part of the symbol, $f(z(y', \eta), h)$, in (114) is somewhat more subtle since it is in a suitable semiclassical 2-microlocal class. Here, $z(y, \eta') \in \Gamma_k$ where

$$z(y, \eta') = \pi\beta(y, \eta'), \quad (y, \eta') \in B_0^*(\mathring{\Gamma}_\ell).$$

To describe this symbol in more detail, consider the curve

$$H_\ell := \{(y', \eta) \in B^* \Gamma_\ell; z(y', \eta) = 0, (y', \eta) \in \text{supp } p_1\},$$

consisting of covectors in $B^* \Gamma_\ell$ which result from near-glancing rays to Γ_j reflecting near the corner c_k in the adjacent edge Γ_k and then hitting the interior of Γ_ℓ . The fact that H_ℓ is C^∞ follows by the implicit function theorem since $\partial_\eta z(y', \eta) \neq 0$ for $(y', \eta) \in H_\ell$ from (113).

Let $\Psi_{H_\ell, 2\delta}^0$ denotes the space of zeroth-order 2-microlocal h -psdos associated with the hypersurface (i.e. curve) $H_\ell \subset B^* \Gamma'_\ell$ as in ([CHT15] section 2). In the formula in (114), one readily verifies that $f \in S_{H_\ell, 2\delta}^0(\Gamma_\ell)$, so that

$$P_1(h) \in \Psi_{H_\ell, 2\delta}^0(\Gamma_\ell).$$

Moreover, it is readily checked that

$$f(z(y', \eta), h) = (1 - \psi_k^{2\delta})^2(z(y', \eta), h) + O_S(h^{1-2\delta}).$$

To summarize, setting

$$f_{sing}(y', \eta, h) := p_1(y', \eta; h) (1 - \psi(y'))^2 f(z(y', \eta), h) \in S_{H_\ell, 2\delta}^0(\Gamma_\ell), \quad (116)$$

we have shown that

$$P_1(h) = Op_h(f_{sing}) + O(h^\infty)_{L^2 \rightarrow L^2}. \quad (117)$$

Moreover, recall that the symbol $p_1(y', \eta)$ has transversal support *away* from corners with $\text{supp } p_1 \subset \{(y', \eta) \in B^* \partial \Omega; |\eta|_{y'} \leq 1/C_3(\epsilon_0) < 1, |q(y') - \mathcal{C}| \geq C\epsilon_0\}$. So, from (116),

$$\text{supp } f_{sing} \subset \{(y', \eta) \in B^* \partial \Omega; |\eta|_{y'} \leq 1/C_3(\epsilon_0) < 1, |q(y') - \mathcal{C}| \geq C\epsilon_0\}.$$

Then, we introduce an additional cutoff $\chi_{reg} \in C_0^\infty(B^* \Gamma_\ell)$, $0 \leq \chi_{reg} \leq 1$, satisfying

(i):

$$\text{supp } \chi_{reg} \subset \{(y', \eta) \in B^* \partial \Omega; |\eta|_{y'} \leq 1/\tilde{C}_3(\epsilon_0) < 1, |q(y') - \mathcal{C}| \geq 2C\epsilon_0\}; \tilde{C}_3 < C_3, \quad (118)$$

and

(ii):

$$\chi_{reg}(y, \eta') = 1, \quad (y, \eta') \in \text{supp } f_{sing}. \quad (119)$$

Thus, from (ii), $\chi_{reg} f_{sing} = f_{sing}$ with $\chi_{reg} \in S^0(1)$ in a standard symbol class satisfying the transversal support conditions in (118). Then, by h -psdo calculus (see [CHT15] subsection 2.2.2), since $P_1(h) = Op_h(f_{sing})$, we have

$$\begin{aligned} \langle P_1(h)u_h, u_h \rangle_{\Gamma_\ell} &= \langle P_1(h)\chi_{reg}(h)\tilde{u}_h, \chi_{reg}(h)\tilde{u}_h \rangle_{\Gamma'_\ell} + O(h^\infty) \\ &= O(1)\|\chi_{reg}(h)u_h\|_{L^2}^2, \end{aligned}$$

by L^2 -boundedness of $P_1(h) = Op_h(b_{sing})$. Finally, since the symbol χ_{reg} is supported transversally to the boundary edge Γ_ℓ and outside an h -independent neighbourhood of the corners, by the Rellich result in Lemma 5,

$$\|\chi_{reg}(h)u_h\|_{\partial \Omega} = O(1).$$

Consequently,

$$\langle P_1(h)u_h, u_h \rangle_{L^2(\Gamma_\ell)} = O(1), \quad (120)$$

and in view of (115),

$$\|Q_1^{(2)}(h)u_h\|_{\partial \Omega} = O(1). \quad (121)$$

$Q_1^{(1)}$ -term. As for the near-diagonal $Q_1^{(1)}(h)$ -term, since $|q(y) - q(y')| \lesssim h^{2\delta}$ for $(y, y') \in \text{supp } Q_1^{(1)}(\cdot, \cdot)$, one cannot simply use the asymptotic formula for the kernel in (63). Instead, we use the exact Hankel function formula (53) together with a Schur lemma argument to control this term. By L^2 -boundedness,

$$\|Q_1^{(1)}(h)u_h\|_{L^2} = \|\zeta_k(hD)N_1^{(1)}(h)u_h\|_{L^2} = O(1)\|N_1^{(1)}(h)u_h\|_{L^2} \quad (122)$$

and so, it suffices to bound $\|N_1^{(1)}(h)u_h\|_{L^2}$ from above.

From the explicit formulas (53) and (54) it follows that for $(q, q') \in \mathring{\Gamma}_k \times \mathring{\Gamma}_k$,

$$h^{-1}|\langle \nu_q, \rho(q, q') \rangle| = O(|q - q'|h^{-1}). \quad (123)$$

Note that in (123) *both* q and q' are constrained to the *same* boundary edge Γ_k , so there is no jump in the boundary normal resulting in the improved estimate in (123). From the explicit formulas (54), (53) and (123), by setting $z = |q - q'|/h$, we have (see (95) for definition of $N_1^{(1)}$),

$$\begin{aligned} |N_1^{(1)}(q, q'; h)| &\leq Cz^{1/2} \left| \int_0^\infty e^{-s} s^{1/2} \left(1 - \frac{s}{2iz}\right)^{1/2} ds \right| \cdot \chi_M(h^{-2\delta}(q - q')) \\ &\leq C \left(\int_0^\infty e^{-s} s^{1/2} (s + 2z)^{1/2} ds \right) \chi_M(h^{-2\delta}(q - q')) \\ &\leq C'(1 + h^{-1/2}|q - q'|^{1/2}) \chi_M(h^{-2\delta}(q - q')) \lesssim h^{-0} \chi_M(h^{-2\delta}(q - q')). \end{aligned} \quad (124)$$

Here, the last line follows since $2\delta = 1 - 0$. From (124) we get that by the Schur lemma,

$$\begin{aligned} \|N_1^{(1)}(h)\|_{L^2 \rightarrow L^2} &\leq \max \left(\int_{|q-q'| \lesssim h^{1-0}} |N_1^{(1)}(q, q', h)| dq, \int_{|q-q'| \lesssim h^{1-0}} |N_1^{(1)}(q, q', h)| dq' \right) \\ &= O(h^{1-0}). \end{aligned} \quad (125)$$

Since by Sobolev restriction, $\|u_h\|_{\partial\Omega} = O(h^{-1/2})$, it follows from (125) and (122) that

$$\|Q_1^{(1)}(h)u_h\|_{\partial\Omega} = O(h^{1/2-0}). \quad (126)$$

Thus, from (121) and (126),

$$\|Q_1(h)u_h\|_{L^2(\partial\Omega)} = O(1). \quad (127)$$

4.1.3. Estimating $\|Q_2(h)u_h\|$. We begin by recalling from (97) that the Schwartz kernel $N_2^{(1)}(q, q', h) = 0$ and so, there is no $Q_2^{(1)}(h)$ term.

$Q_2^{(2)}$ -term: We claim this term is $O(h^\infty)$ and is therefore residual. The argument is a rather standard wave front computation using the fact that under the admissibility assumption and for $\epsilon_0 > 0$ small, all reflected rays leaving Γ_k hit a boundary edge Γ_ℓ in the *interior* and far from corners.

Let $\tilde{\psi}_{\epsilon_0} = \sum_k \tilde{\psi}_{k, \epsilon_0}$, where the $\tilde{\psi}_{k, \epsilon_0}$ is a corner cutoff (independent of h) supported in an ϵ_0 -neighbourhood of c_k . Since $|q - q'| \gtrsim h^{2\delta}$, one can replace $N_2^{(2)}(h)$ with the h -FIO piece, $N_\beta(h)$. The result is that

$$\begin{aligned} Q_2^{(2)}(h) &= \zeta_k(hD) (1 - \psi_k^{2\delta}(h)) \mathbf{1}_{\Gamma_k} N_\beta(h) \tilde{\psi}^{2\delta}(h) + O_{C^\infty}(h^\infty) \\ &= \zeta_k(hD) (1 - \psi_k^{2\delta}(h)) \mathbf{1}_{\Gamma_k} N_\beta(h) \tilde{\psi}^{\epsilon_0} \tilde{\psi}^{2\delta}(h) + O_{C^\infty}(h^\infty), \end{aligned} \quad (128)$$

where in the last line we have used that since $\tilde{\psi}_{\epsilon_0} \ni \tilde{\psi}^{2\delta}(h)$, clearly $(1 - \tilde{\psi}_{\epsilon_0}) \tilde{\psi}^{2\delta}(h) \equiv 0$.

By h-psdo calculus, it then follows that with $\tilde{\zeta}_k \ni \zeta_k$,

$$\begin{aligned} & \zeta_k(hD)(1 - \psi_k^{2\delta})(h)\mathbf{1}_{\Gamma_k}N_\beta(h)\tilde{\psi}_{\epsilon_0}\tilde{\psi}^{2\delta}(h) \\ &= \zeta_k(hD)(1 - \psi_k^{2\delta})(h)\tilde{\zeta}_k(hD)\mathbf{1}_{\Gamma_k}N_\beta(h)\tilde{\psi}_{\epsilon_0}\tilde{\psi}^{2\delta}(h) + O(h^\infty). \end{aligned}$$

Then, by L^2 -boundedness,

$$\begin{aligned} & \|\zeta_k(hD)(1 - \psi_k^{2\delta})(h)\tilde{\zeta}_k(hD)\mathbf{1}_{\Gamma_k}N_\beta(h)\tilde{\psi}_{\epsilon_0}\tilde{\psi}^{2\delta}(h)u_h\|_{\Gamma_k} \\ &= O(1)\|\tilde{\zeta}_k(hD)\mathbf{1}_{\Gamma_k}N_\beta(h)\tilde{\psi}_{\epsilon_0}\|_{L^2 \rightarrow L^2}\|\tilde{\psi}^{2\delta}(h)u_h\|_{\Gamma_k}. \end{aligned} \quad (129)$$

Then, by h -wavefront calculus,

$$\begin{aligned} & WF'_h\left(\tilde{\zeta}_k(hD)\mathbf{1}_{\Gamma_k}N_\beta(h)\tilde{\psi}_{\epsilon_0}\right) \subset \left\{(y', \xi'; y, \xi) \in B^*\partial\Omega \times B^*\Gamma_k, \right. \\ & \left. |q(y) - c_k| \leq \epsilon_0, \sum_\ell |q(y') - c_\ell| \leq \epsilon_0, (y', \xi') = \beta(y, \xi), |\xi - \cos(\pi - \alpha_k)| \leq C'\epsilon_0\right\} \end{aligned} \quad (130)$$

By continuity of the billiard map $\beta : B^*\partial\Omega \rightarrow B^*\partial\Omega$, under the admissibility assumption in Definition 1, it follows that for $\epsilon_0 > 0$ sufficiently small in (130), when $|q(y) - c_k| < \epsilon_0$, one has that $\min_{\ell=1, \dots, M} |q(y') - c_\ell| > C_0 > 0$ for *all* corner indices ℓ in (130) and where $C_0 > 0$ can be chosen *independent* of $\epsilon_0 > 0$. Consequently,

$$WF'_h\left(\tilde{\zeta}_k(y, hD)\mathbf{1}_{\Gamma_k}N_\beta(h)\tilde{\psi}_{\epsilon_0}\right) = \emptyset. \quad (131)$$

Thus, from (128)-(131) it follows that

$$\|Q_2(h)u_h\|_{\partial\Omega} = O(h^\infty). \quad (132)$$

To summarize, in view of (132), (127) and (93), we have proved that

$$\begin{aligned} \|\chi_j(hD)(1 - \psi_j^\delta(h))u_h\|_{L^2(\Gamma_j)} &\lesssim \sum_{k=j-1}^{j+1} \|N_{jk}^{\mathcal{G}}(h)\|_{L^2 \rightarrow L^2} \left(1 + O(\|\psi_k^{2\delta}(h)u_k\|)\right) \\ &+ \|N_j^{\mathcal{D}}(h)u_h\|_{L^2(\Gamma_j)} + O(h^\infty). \end{aligned} \quad (133)$$

From the non-concentration result in Theorem 1, for any corner $c_k \in \mathcal{C}$,

$$\|\phi_h\|_{B(c_k, h^{2\delta})} = O(h^\delta)$$

and by an application of Sobolev restriction, it follows that by setting $\delta = 1/2 - 0$,

$$\|\psi_k^{2\delta}(h)u_k\|_{L^2(\Gamma_k)} = O(h^{\delta-1/2}) = O(h^{-0}).$$

Then, from (133),

$$\begin{aligned}
 & \|\chi_j(hD)(1 - \psi_j^\delta(h))u_h\|_{L^2(\Gamma_j)} \\
 & \lesssim h^{-0} \sum_{k=j-1}^{j+1} \|N_{jk}^{\mathcal{G}}(h)\|_{L^2 \rightarrow L^2} + \|N_j^{\mathcal{D}}(h)u_h\|_{L^2(\Gamma_j)} + O(h^\infty). \tag{134}
 \end{aligned}$$

Recall, that given the transfer operator $N_{jk}(h)$ in (87), one can write (see (88)),

$$N_{jk}^{\mathcal{G}}(h) = N_{jk}(h)\chi_k^{tr}(q', hD)(1 - \psi_k^{2\delta})(h), \quad N_{jk}^{\mathcal{D}}(h) = N_{jk}(h)\psi_k^{2\delta}(h).$$

Since $N_j^{\mathcal{D}}(h) = \sum_{k=j-1, j+1} N_{jk}^{\mathcal{D}}(h)$, in view of (134), one is reduced to bounding $\|N_{jk}(h)\|_{L^2 \rightarrow L^2}$ for the transfer operator $N_{jk}(h) : C^\infty(\mathring{\Gamma}_j) \rightarrow C^\infty(\mathring{\Gamma}_k)$ in (86).

4.1.4. *Estimating $\|N_{jk}(h)\|_{L^2 \rightarrow L^2}$.* Before deriving upper bounds for $\|N_{jk}(h)\|_{L^2 \rightarrow L^2}$, we review some background on h -Fourier integral operators with fold-type canonical relations.

4.2. **h -Fourier integral operators associated with one-sided folds.** We consider here the transfer operators $N_{jk}(h) : C^0(\Gamma_j) \rightarrow C^0(\Gamma_k)$; $k = j - 1, j + 1$ with Schwartz kernel given in (86).

We briefly pause here to motivate the $O(h^{-1/4-0})$ -bound in Theorem 2 by making explicit the connection to the standard $L^2 \rightarrow L^2$ bounds for h -Fourier integral operators with canonical relations that are one-sided folds. The novelty here lies in the extension of the estimates up to corners.

To begin, set $S(s, t) := |q(s) - q(t)|$ and consider the singular set

$$\Sigma := \{(q(s), q(t)) \in \Gamma_j \times \Gamma_k; s \in \text{supp}(1 - \psi_j^\delta); \partial_s \partial_t S(s, t) = 0\}. \tag{135}$$

The set Σ is the singular locus of the Lagrangian parametrization

$$\iota(s, t) = (q(s), \partial_s S(s, t), q(t), \partial_t S(s, t)) \in \Lambda_\beta \cap \pi^{-1}(\text{supp} \psi_j^\delta), \tag{136}$$

in the sense that, by an application of the inverse function theorem, for $(s, t) \in \Sigma^c$, $\iota|_{\Sigma^c}$ is a canonical graph. Then, for arbitrarily small (but fixed) $\epsilon > 0$ we let $\chi_\Sigma \in C_0^\infty(\Gamma_j \times \Gamma_k)$ be supported in an 2ϵ -width tubular neighbourhood of Σ with $\chi_\Sigma \equiv 1$ in an ϵ -width tubular neighbourhood. Let $N_{jk}^\Sigma(h)$ (resp. $N_{jk}^{1-\Sigma}(h)$) be the operators with Schwartz kernels $\chi_\Sigma N_{jk}(h)$ (resp. $(1 - \chi_\Sigma)N_{jk}(h)$.) Then, by the h -Egorov theorem,

$$N_{jk}^{1-\Sigma}(h) * N_{jk}^{1-\Sigma}(h) \in Op_h(S_\delta^0(\mathring{\Gamma}_k)).$$

Thus, by L^2 -boundedness,

$$\|N_{jk}^{1-\Sigma}(h)\|_{L^2 \rightarrow L^2} = O(1). \tag{137}$$

A stationary phase argument as in subsection 4.1.2 shows that the transfer operator $N_{jk}(h) : C^\infty(\Gamma_k) \rightarrow C^\infty(\Gamma_j)$ has a Schwartz kernel of the form

$$N_{jk}^\Sigma(h)(s, t) = (2\pi h)^{-1/2} e^{iS(s, t)/h} (1 - \psi_j^\delta)(s; h) c_{\chi_j}(s, t, h) \chi_\Sigma(s, t), \quad (q(s), q(t)) \in \Gamma_j \times \Gamma_k. \tag{138}$$

Moreover, in (138), the symbol $c_{\chi_j}(s, t, h)$ has the following properties:

(i):

$$|q(s) - q(t)|^{1/2} \cdot c_{\chi_j}(s, t, h) \in S_\delta^0(1)$$

and

(ii):

$$\begin{aligned} \text{supp } c_{\chi_j} &\subset \{(s, t); |q(t) - c_j| \leq C\epsilon_0|q(s) - c_j|, \\ &\langle d_t q(t), \rho(s, t) \rangle = \cos(\pi - \alpha_k) + O(\epsilon_0) < 1\}, \end{aligned} \quad (139)$$

where we continue to write $\rho(s, t) = \frac{q(t) - q(s)}{|q(t) - q(s)|}$. In view of (137), we have that

$$\|N_{jk}(h)\|_{L^2 \rightarrow L^2} = \|N_{jk}^\Sigma(h)\|_{L^2 \rightarrow L^2} + O(1)$$

and one is consequently reduced to estimating $\|N_{jk}^\Sigma(h)\|_{L^2 \rightarrow L^2}$, with Schwartz kernel $N_{jk}^\Sigma(h)(s, t)$ in (138).

Lemma 4. *Let $c_{j+1} = \Gamma_j \cap \Gamma_{j+1}$ be the corner adjacent to the boundary edges Γ_j and Γ_{j+1} . Then, by choosing the glancing cutoff aperture $\epsilon_0 > 0$ sufficiently small, it follows that there exist constants $C_1(\epsilon_0) > 0$ and $C_2(\epsilon_0) > 0$ such that for any $h \in (0, h_0(\epsilon_0)]$ sufficiently small and $(s, t) \in \text{supp}(c_{\chi_j} \cdot \chi_\Sigma)$,*

$$C_1(\epsilon_0) \frac{|q(t) - c_j| |q(s) - c_j|}{|q(s) - q(t)|^3} \leq |\partial_s \partial_t S(s, t)| \leq C_2(\epsilon_0) \frac{|q(t) - c_j| |q(s) - c_j|}{|q(s) - q(t)|^3},$$

Proof. By an affine change of Euclidean coordinates, it suffices to assume that $c_j = (1, 0)$ and

$$\Gamma_j = \{(s, 0); s \in \text{supp}(1 - \psi_j^\delta)\} \subset \{(s, 0); 0 \leq s \leq 1 - C_1 h^\delta\}.$$

Then,

$$\Gamma_{j+1} = \{(t, f(t)); t \in \text{supp } \psi_k\} = \{(t, f(t)); 1 \leq t \leq 1 + \tilde{C}_1 \epsilon_0\},$$

where with some $\alpha > 0$, the profile function

$$f(t) = \alpha(t - 1) + O(|t - 1|^2), \quad 1 \leq t \leq 1 + \tilde{C}_1 \epsilon_0.$$

In this case, the phase function is

$$S(s, t) = [(s - t)^2 + f^2(t)]^{1/2}.$$

$$\partial_s \partial_t S(s, t) = \frac{2\alpha^2(t - 1)[1 - s + O(1 - t)]}{[(s - t)^2 + \alpha^2(1 - t)^2]^{3/2}}. \quad (140)$$

Finally, by shrinking the glancing cutoff $\chi_j(hD)$ (i.e. taking $\epsilon_0 > 0$ sufficiently small), one can assume that

$$|t - 1| \leq C\epsilon_0|1 - s|$$

and so,

$$1 - s + O(1 - t) \gtrsim 1 - s$$

in (140). This completes the proof of the Lemma.

□

It will be useful in the following to use the parametrizations of Γ_j and Γ_k given in the proof of Lemma 4. For future reference, we note that since $|1 - t| \leq C\epsilon_0|1 - s|$ for $(s, t) \in \text{supp } c_{\chi_j}$, it follows that by choosing $\epsilon_0 < 1$ small, in terms of the parametrizing coordinates in Lemma 4,

$$|q(s) - q(t)| \approx |1 - s|, \quad (s, t) \in \text{supp } c_{\chi_j}, \quad (141)$$

and so, by Lemma 4 it follows that

$$|\partial_s \partial_t S(s, t)| \approx \frac{|1 - t|}{|1 - s|^2}, \quad (s, t) \in \text{supp } c_{\chi_j}. \quad (142)$$

In view of (142), since $|1 - s| \gtrsim h^\delta$ for $s \in (1 - \psi_j^\delta)$, in the following, it will be useful to use the defining function

$$F(s, t) := t - 1$$

to dyadically decompose $\text{supp } \chi_\Sigma$ in order to estimate $\|N_{jk}^\Sigma(h)\|_{L^2 \rightarrow L^2}$.

Remark 12. From Lemma 4 it is immediate that the singular manifold

$$\Sigma = \{(s, 1), s \in \text{supp } (1 - \psi_j^\delta)\} \cong S_+^*(\Gamma_j \cap \text{supp } (1 - \psi_j^\delta))$$

which is just the (positive) glancing set along Γ_j . Repeating the computation in Lemma 4 with the corner c_j adjacent to sides Γ_j and Γ_{j-1} , it follows that the singular manifold in the latter case is $\Sigma' = \{(s, -1); s \in \text{supp } \psi_j^\delta\} \cong S_-^*(\Gamma_j \cap \text{supp } (1 - \psi_j^\delta))$, so that the union $\Sigma \cup \Sigma' \cong S^*(\Gamma_j \cap \text{supp } \psi_j^\delta)$, the entire glancing set along $\Gamma_j \cap \text{supp } \psi_j^\delta$.

It also follows by a direct computation using (140) that

$$\partial_s^2 \partial_t S(s, t = 1) = 0, \quad \partial_s \partial_t^2 S(s, t = 1) \neq 0, \quad s \in \text{supp } (1 - \psi_j^\delta).$$

Thus, the Lagrangian parametrization $\iota : \text{supp } (1 - \psi_j^\delta) \times \text{supp } \tilde{\psi}_k \rightarrow \Lambda_\beta$ in (136) has a one-sided fold singularity along the glancing set Σ . The subtlety here is the presence of small-scale cutoffs in h which will create some additional terms resulting in $\log h$ -loss in the usual bounds.

To estimate $\|N_{jk}^\Sigma(h)^* \cdot N_{jk}^\Sigma(h)\|_{L^2 \rightarrow L^2}$ we make the usual dyadic decomposition around the singular hypersurface Σ (see [Ph]), but since there are small-scale (in h) non-standard symbols involved we will need to keep track of these terms in the estimates. In view of (138), the Schwartz kernel of $P(h) := N_{jk}^\Sigma(h)^* N_{jk}^\Sigma(h) : C^0(\Gamma_j) \rightarrow C^0(\Gamma_j)$ is of the form

$$P(t, t', h) := (2\pi h)^{-1} \int_{\mathbb{R}} e^{i[S(s,t) - S(s,t')]/h} \tilde{c}(s, t, t', h) ds, \quad (143)$$

where (see (87)),

$$\tilde{c}_{\chi_j}(s, t, t', h) := c_{\chi_j}(s, t, h) c_{\chi_j}(s, t', h) \chi_\Sigma(s, t) \chi_\Sigma(s, t') |(1 - \psi_j^\delta)(s, h)|^2,$$

and the symbols $c_{\chi_j}(s, t, h)$ and $c_{\chi_j}(s, t', h)$ satisfy the bounds in (139)(i) with

$$|q(s) - q(t)|^{1/2} |q(s) - q(t')|^{1/2} \tilde{c}_{\chi_j}(s, t, t', h) \in S_\delta^0(1). \quad (144)$$

They also satisfy the support condition in (139)(ii). Moreover, in view of these support conditions, by choosing $\epsilon_0 > 0$ small, it suffices to assume that $|t - t'| \ll 1$ in (143).

We apply a standard Kuranishi argument combined with a dyadic decomposition of the frequency variables in (143). Let $\chi_m^\pm \in C_0^\infty(\mathbb{R}; [0, 1])$, $m = 0, 1, 2, \dots$ be a sequence of cutoffs with $\text{supp } \chi_m^\pm \subset [\pm 2^{-m}, \pm 2^{-m+1}]$ and $\sum_m \chi_m^\pm = 1$. We make the decomposition

$$P(t, t', h) = (2\pi h)^{-1} \sum_m \int e^{i[S(s,t) - S(s,t')]/h} \tilde{c}_{\chi_j}(s, t, t', h) \chi_m(t-1) \chi_m(t'-1) ds + O(h^\infty)$$

Setting

$$P_m(t, t', h) := (2\pi h)^{-1} \int e^{i[S(s,t) - S(s,t')]/h} \tilde{c}_{\chi_j}(s, t, t', h) \chi_m(t-1) \chi_m(t'-1) ds, \quad (145)$$

it then follows that $\|N_{jk}^\Sigma(h)\|_{L^2 \rightarrow L^2}^2 = \|P\|_{L^2 \rightarrow L^2} \leq \sum_m \|P_m\|_{L^2 \rightarrow L^2}$ and so, one is reduced to bounding the latter.

By Taylor expansion of the phase in (145),

$$S(s, t) - S(s, t') = \partial_t S(s, t^*(t, t', s))(t - t'), \quad t^* - 1 \in \text{supp } \chi_m,$$

we note that in view of the support of \tilde{c} we have $\max(|t-1|, |t'-1|) \leq C\epsilon_0 \ll 1$ and so, by the corresponding Kuranishi change of variable $s \mapsto \partial_t \partial_s S(s, t^*) = \xi$,

$$\begin{aligned} P_m(t, t', h) &= (2\pi h)^{-1} \int_{\mathbb{R}} e^{i(t-t')\xi/h} \tilde{c}(s, t, t', h) \frac{\chi_m(t-1) \chi_m(t'-1)}{|\partial_s \partial_t S(s, t^*)|} d\xi \\ &= (2\pi h)^{-1} \int_{\mathbb{R}} e^{i(t-t')\xi/h} c_m(s, t, t', h) d\xi, \end{aligned}$$

$$c_m(s, t, t', h) := \tilde{c}(s, t, t', h) \cdot \frac{\chi_m(t-1) \chi_m(t'-1)}{\partial_s \partial_t S(s, t^*)}, \quad (146)$$

where the last line in (146) follows from (141) and (142). In the integrand of (146) we abuse notation slightly and write $s = s(\xi, t, t')$ and $t^* = t^*(s(\xi, t, t'), t, t')$.

From (141), (142) and Lemma 4, ,

$$\begin{aligned} |c_m(s, t, t', h)| &\lesssim |q(s) - q(t)|^{-1/2} |q(s) - q(t')|^{-1/2} |q(s) - q(t^*)|^3 \\ &\quad \times \chi_m(t-1) \chi_m(t'-1) |q(t^*) - c_j|^{-1} |q(s) - c_j|^{-1}, \end{aligned}$$

We note here that $q(t^*)$ lies between $q(t)$ and $q(t')$ and so, $t^* - 1 \in \text{supp } \chi_m$. Then, using (141) and (142),

$$|c_m(s, t, t', h)| \lesssim |s-1|^3 |s-1|^{-2} |t^*-1|^{-1} \chi_m(t^*-1) \lesssim 2^m |s-1| \lesssim 2^m. \quad (147)$$

Similarly, provided the dyadic scale $2^m \lesssim h^{-\delta}$, $\delta = 1/2 - 0$, for the derivatives one gets that

$$|\partial_\xi^\alpha \partial_{t,t'}^\beta c_m(s(\xi; t, t'), t, t', h)| \lesssim C_{\alpha,\beta} 2^m h^{-\delta(|\alpha|+|\beta|)}, \quad \text{when } 2^m \lesssim h^{-\delta}. \quad (148)$$

An application of L^2 - boundedness for the h -psdo P_m ([Zw] section 4.5.1) then gives

$$\begin{aligned} \|P_m\|_{L^2 \rightarrow L^2} &\lesssim \sum_{\alpha \leq C(n)} h^{|\alpha|/2} \sup |\partial^\alpha c_m| \\ &\lesssim 2^m \left(1 + \sum_{1 \leq \gamma + \gamma' \leq C(n)} h^{\gamma/2} 2^{m\gamma} h^{\gamma'(1/2-\delta)}\right) \\ &\lesssim 2^m \left(1 + \sum_{1 \leq \gamma \leq C(n)} h^{\gamma/2} 2^{m\gamma}\right) \end{aligned} \quad (149)$$

since $0 \leq \delta < 1/2$.

The first term on the RHS of (149) comes from differentiaion of the dyadic cutoff term $\chi_m(t-1)\chi_m(t'-1)(t^*-1)^{-1}$ whereas the second term arises from differentiaion of the symbol $(t^*-1)\tilde{c} \in S_\delta^0(1)$.

Thus, from the last line of (149),

$$\|N_{jk}^\Sigma(h)\|_{L^2 \rightarrow L^2} = \|P_m(h)\|_{L^2 \rightarrow L^2}^{1/2} \lesssim 2^{m/2}; \quad \text{when } 2^m \lesssim h^{-\delta}. \quad (150)$$

On the other hand, one can bound $\|P_m(h)\|_{L^2 \rightarrow L^2}$ directly using (145) and (141). From (139) we have that

$$|c_{\chi_j}(s, t)| = O(|s-1|^{-1/2}),$$

and so, by the Schur lemma,

$$\begin{aligned} \|P_m(h)\|_{L^2 \rightarrow L^2} &\lesssim h^{-1} \int \left| \int_0^{1-h^\delta} c_{\chi_j}(s, t, h) c_{\chi_j}(s, t', h) \chi_m(t-1) \chi_m(t'-1) ds \right| dt \\ &\lesssim h^{-1} \int_{\mathbb{R}} \left(\int_0^{1-h^\delta} \frac{ds}{1-s} \right) \chi_m(t-1) \chi_m(t'-1) dt \lesssim h^{-1} 2^{-m} |\log h|. \end{aligned} \quad (151)$$

Using (150), (151) and taking square roots, we get that

$$\|N_{jk}^\Sigma(h)\|_{L^2 \rightarrow L^2} \leq \sum_m \min(2^{m/2}, h^{-1/2} |\log h|^{1/2} 2^{-m/2}). \quad (152)$$

We note that $2^{m/2} h^{1/2} |\log h|^{-1/2} = 2^{-m/2}$ is equivalent to $2^m = h^{-1/2} |\log h|^{1/2}$ so that $2^{m/2} = h^{-1/4} |\log h|^{1/4}$. Thus, from (152) it follows that

$$\begin{aligned} \|N_{jk}(h)\|_{L^2 \rightarrow L^2} &= \|N_{jk}^\Sigma(h)\|_{L^2 \rightarrow L^2} + O(1) \\ &= O(h^{-1/4} |\log h|^{1/4}) + O(1) = O(h^{-1/4} |\log h|^{1/4}). \end{aligned} \quad (153)$$

To obtain (153) for the dyadic scales $2^{m/2} \leq h^{-1/4} |\log h|^{1/4}$ we use the h -psdo bound (150) in (152), whereas for $2^{m/2} > h^{-1/4} |\log h|^{1/4}$, the volume bound in (151) is optimal. Thus, from (153), it follows that

$$\|N_{jk}^{\mathcal{G}}(h)\|_{L^2 \rightarrow L^2} = O(1) \|N_{jk}(h)\|_{L^2 \rightarrow L^2} \quad (154)$$

and so, from (134),

$$\|\chi_j(hD)(1 - \psi_j^\delta(h))u_h\|_{L^2(\Gamma_j)} = O(h^{-1/4-0}) + \|N_j^{\mathcal{D}}(h)u_h\|_{L^2(\partial\Omega)}. \quad (155)$$

We are left with bounding the diffractive term on the RHS of (155).

4.2.1. *Bounding the diffractive term* $\|N_j^{\mathcal{D}}(h)u_h\|$. Here, we simply use that from (88) and (77),

$$\|N_j^{\mathcal{D}}(h)u_h\|_{L^2(\Gamma_j)} \leq \sum_{k \neq j} \|N_{jk}(h)\|_{L^2 \rightarrow L^2} \|\psi_k^{2\delta} u_h\|_{L^2}.$$

Then, by non-concentration and Sobolev restriction we again get that with $\delta = 1/2 - 0$, the mass $\|\psi_k^{2\delta} u_h\| = O(h^{-0})$ and so, in view of (153), it follows that

$$\|N_j^{\mathcal{D}}(h)u_h\|_{L^2} = O(h^{-1/4-0}). \quad (156)$$

Consequently, from (156) and (155), the end result is that

$$\|\chi_j(hD)(1 - \psi_j^\delta(h))u_h\|_{L^2(\Gamma_j)} = O(h^{-1/4-0}). \quad (157)$$

On the other hand, from the small-scale Rellich commutator result in Lemma 5,

$$\|[1 - \chi_j(hD)](1 - \psi_j^\delta(h))u_h^j\|_{L^2(\Gamma_j)} = O(h^{-\delta/2}) = O(h^{-1/4-0}). \quad (158)$$

So, from (157) and (158), it follows that

$$\|(1 - \psi_j^\delta(h))u_h^j\|_{L^2} = O(h^{-1/4-0}). \quad (159)$$

We are left with estimating mass near corners ; that is, $\|\psi_j^\delta(h)u_h^j\|_{L^2}$.

4.3. Estimates near corners. Here, as in the diffractive case above, we use non-concentration in Theorem 1 together with Sobolev restriction. Recall that from the interior estimates centered at a corner $c_j \in \bar{\Omega}$ in Theorem 1, we have that

$$\|\phi_h\|_{L^2(B(c_j, h^\delta))} = O(h^{\delta/2}) = O(h^{1/4-0}), \quad \delta = 1/2 - 0. \quad (160)$$

The bound in (160) combined with h -Sobolev estimates give

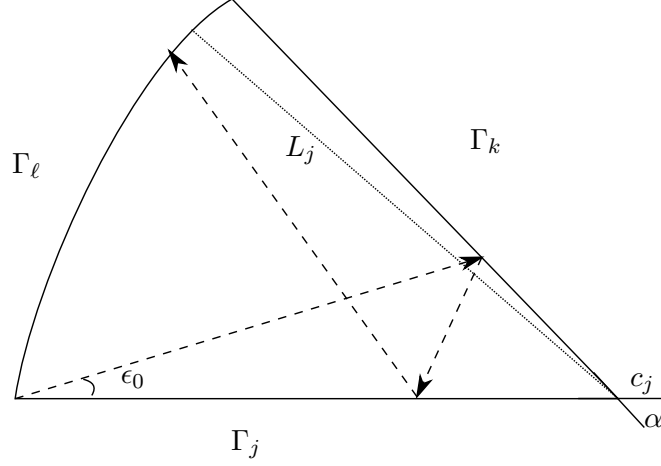


FIGURE 5. The setup for acute angles.

$$\|u_h\|_{L^2(\{q \in \Gamma_j; |q - c_j| \leq h^\delta\})} \lesssim h^{-1/2} \|\phi_h\|_{L^2(B(c_j, h^\delta))} \lesssim h^{-1/2+1/4-0}. \quad (161)$$

Thus, it follows from (161) that

$$\|\psi_j^\delta(h)u_h\|_{L^2(\Gamma_j)} = O(h^{-1/4-0}). \quad (162)$$

Consequently, in the obtuse case, Theorem 2 then follows from (159) and (162). \square

4.4. Proof of Theorem 2: the general case. Assume now that the angle $\alpha_j \in (0, \pi/2]$. The analysis here is very similar to the obtuse case, so we only indicate here the relatively minor changes. The diffractive term $\|N_j^{\mathcal{D}}(h)u_h\|$ is estimated in the same way as in section 4.2.1. The key difference here is that for the geometric term $\|N_j^{\mathcal{G}}(h)u_h\|$, one uses the iterated jumps equation $u_h = N(h)^2 u_h$ instead of just $u_h = N(h)u_h$, since near-glancing rays to the flat edge Γ_j get reflected twice. First, they reflect in the adjacent edge Γ_k , back to Γ_j and then reflect once more along the initial flat edge Γ_j (see Figure 5). By a similar analysis to that in the obtuse case in the previous section, one gets

$$\begin{aligned} & \chi_j(hD)(1 - \psi_j^\delta(h))\mathbf{1}_{\Gamma_j}u_h \\ &= \sum_{k=j-1}^{j+1} N_{jk}(h) \zeta_k(hD) (1 - \psi_k^{2\delta}(h))\mathbf{1}_{\Gamma_k} N(h)^2 u_h + O(\|N_{jk}(h)\| \cdot \|\psi_k^{2\delta}(h)u_k\|) \\ & \quad + O(h^\infty). \end{aligned} \quad (163)$$

Just as in the previous section we consider corner cutoffs $\widetilde{\psi}_k^{2\delta} \in \widetilde{\psi}_k^{2\delta} \in \psi_k^{2\delta}$ with $\widetilde{\psi}^{2\delta} = \sum_k \widetilde{\psi}_k^{2\delta}$, $\widetilde{\psi}^{2\delta} = \sum_k \widetilde{\psi}_k^{2\delta}$ and make the decomposition

$$(1 - \psi_k^{2\delta})N(h)^2 = (1 - \psi_k^{2\delta})N(h)[\widetilde{\psi}^{2\delta} + (1 - \widetilde{\psi}^{2\delta})]N(h)[\widetilde{\psi}^{2\delta} + (1 - \widetilde{\psi}^{2\delta})]. \quad (164)$$

One substitutes (164) in (163) and each of the resulting 4 terms is bounded using the same analysis as in subsection 4.1: near diagonal terms in the Schwartz kernels where $|q - q'| \lesssim h^{2\delta}$ are bounded using Schur lemma. Off-diagonal terms with $|q - q'| \gtrsim h^{2\delta}$ are estimated using the h-FIO representation in (63) together with the stationary phase argument in subsection 4.1.2. Just as in the obtuse case, the result is that

$$\|\chi_j(hD)(1 - \psi_j^\delta(h))\mathbf{1}_{\Gamma_j}u_h\|_{L^2} = O(h^{-0}) \sum_{k=j-1}^{j+1} \|N_{jk}(h)\|_{L^2 \rightarrow L^2}.$$

The bounds $\|N_{jk}(h)\|_{L^2 \rightarrow L^2} = O(h^{-1/4}|\log h|^{1/4})$ follow in the same way in the previous section (they do not depend on properties of the angle α_j) and that completes the proof of Theorem 2 in the general case. \square

5. ESTIMATES FOR TRANSVERSAL MASS

We begin with some preliminaries on h -pseudodifferential operators along boundary edges.

5.1. Pseudodifferential operators along boundary. Before giving the proof, we begin with some background. Let $\Gamma_k \subset \partial\Omega$ be a boundary face (edge) with corner endpoints c_k and c_{k+1} . The face Γ_k extends smoothly to an open edge $\Gamma'_k \ni \Gamma_k$ and we let $(x', x_n) : U_k \rightarrow \mathbb{R}^2$ be Fermi coordinates in a tubular neighbourhood $U_k \supset \Gamma'_k$ with $\Gamma'_k = \{x_n = 0\}$. Let $\rho \in C_0^\infty(\Gamma'_k)$ be a cutoff with $0 \leq \rho \leq 1$ and $\rho(x') = 1$ for $x' \in \Gamma_k$.

Definition 2. We say that $P(h) \in \Psi_h^m(\Gamma_k)$ if $P(h) : C_0^\infty(\Gamma'_k) \rightarrow C_0^\infty(\Gamma'_k)$ is a properly-supported h -psdo with Schwartz kernel of the form

$$P(x', y', h) = (2\pi h)^{-1} \int_{\mathbb{R}} e^{i(x' - y')\xi'/h} a(x', \xi', h) \rho(x') \rho(y') d\xi',$$

where $a(x', \xi', h) \in S^{m, -\infty}(T^*\Gamma'_k)$. Similarly, when $a \in S_\delta^{m, -\infty}$ we write $P(h) \in \Psi_{h, \delta}^m(\Gamma_k)$.

We denote the induced boundary Laplacian on the edge Γ_k by Δ_k where the latter extends to a differential operator $\Delta_k : C_0^\infty(\Gamma'_k) \rightarrow C_0^\infty(\Gamma'_k)$.

In view of the Neumann boundary condition, at a corner point c_k we have $\partial_{\nu_k} \phi_h(c_k) = \partial_{\nu_{k-1}} \phi_h(c_k) = 0$. Since ∂_{ν_k} and $\partial_{\nu_{k-1}}$ are linearly independent, it then follows that c_k is critical for ϕ_h so that

$$\partial_{x'} u_h(c_k) = 0. \quad (165)$$

Without loss of generality assume that $x'(c_k) = 0$. Then, in view of (165) it is clear that u_h locally extends (independent of h) to a function, v_h , on Γ'_k that is even with respect to the involution $x' \rightarrow -x'$ and an analogous statement holds at the

other corner c_{k+1} . Since in addition $v_h''(-x') = (-1)^2 v_h''(x') = v_h(x')$, it follows that $v_h \in C_{loc}^2(\Gamma'_k)$. Denoting the corresponding extension by v_h , we set

$$\tilde{u}_h := \rho \cdot v_h \in C_0^2(\Gamma'_k) \cap L^2(\Gamma'_k).$$

Since the construction of v_h involves two even involutions (one at each corner), by choosing Γ'_k sufficiently small, we can (and will) assume that

$$\|\tilde{u}_h\|_{L^2(\Gamma'_k)} \leq 3\|u_h\|_{L^2(\Gamma_k)}.$$

In the proof of Theorem 2 (see (158)), we have used transversal eigenfunction mass estimates h^δ close to corners. We collect the necessary results in the following:

Lemma 5. *Let $\chi_j(hD) \in \Psi_h^0(\Gamma_j)$ be the h -psdo glancing cutoff defined in subsection 4 and $\psi_j^\delta \in C_0^\infty(\Gamma_j)$ be the spatial corner cutoff in (66). Then, for any $\delta \in [0, 1/2)$, there exists constants $C_\delta(\Omega) > 0$ and $h_0 > 0$ such that for $h \in (0, h_0]$ and any $k = 1, \dots, M$,*

$$\|(I - \chi_j(hD))(1 - \psi_j^\delta)(x', h)u_h\|_{L^2(\Gamma_j)} \leq C_\delta(\Omega)h^{-\delta/2}.$$

Proof. Choose Fermi coordinates $(x', x_n) : \Omega_j \rightarrow \mathbb{R}^2$ in a tubular neighbourhood U_j of $\Gamma'_j \supset \Gamma_j$ as above and for any $\delta \in [0, 1/2)$, we consider the test operator $A_\delta(h) : C_0^\infty(U_j) \rightarrow C_0^\infty(U_j)$ given by

$$A_\delta(h) := \chi(h^{-\delta}x_n) \cdot (1 - \psi_j^\delta(x', h))hD_n.$$

Since

$$\{(x_n, x') \in \text{supp } \chi(h^{-\delta}\cdot) \cdot (1 - \psi_j^\delta(\cdot, h))\} \cap (\partial\Omega \setminus \Gamma_j) = \emptyset,$$

by the Rellich identity [CTZ],

$$\begin{aligned} \frac{i}{h} \langle [-h^2\Delta, A_\delta(h)]\phi_h, \phi_h \rangle_{L^2(\Omega)} &= \langle (1 - \psi_k^\delta(x', h))(I + h^2\Delta_{\Gamma_k})u_h^k, u_h^k \rangle_{L^2(\Gamma_k)} \\ &\quad + O(h^{1-\delta})\|u_h\|_{\Gamma_k}^2 \end{aligned} \quad (166)$$

provided $\partial_\nu \phi_h|_{\partial\Omega} = 0$. In Fermi coordinates,

$$-h^2\Delta = (hD_n)^2 + R(x', x_n, hD_{x'}), \quad R(x', 0, hD_{x'}) = -h^2\Delta_{\Gamma_k}$$

and $R(x, hD_{x'})$ is an h -differential operator of order two acting tangentially to the boundary.

As a result, one can write the commutator matrix elements on the LHS of (166) as a sum:

$$\frac{i}{h} \langle [(hD_n)^2, A_\delta(h)]\phi_h, \phi_h \rangle + \frac{i}{h} \langle [R(x, hD_{x'}), A_\delta(h)]\phi_h, \phi_h \rangle \quad (167)$$

$$\begin{aligned} &= \frac{i}{h} \langle [(hD_n)^2, \chi(h^{-\delta}x_n)] \cdot (1 - \psi_k^\delta(x', h))hD_n\phi_h, \phi_h \rangle \\ &\quad + \frac{i}{h} \langle [R(x, hD_{x'}), (1 - \psi_k^\delta(x', h))hD_n]\chi(h^{-\delta}x_n) \cdot \phi_h, \phi_h \rangle \end{aligned} \quad (168)$$

Since $hD_n\chi(h^{-\delta}x_n) = h^{-\delta}\chi'(h^{-\delta}) \in h^{-\delta}S_\delta^0$, it follows that

$$\frac{i}{h}\langle [(hD_n)^2, \chi(h^{-\delta}x_n)] \cdot (1 - \psi_j^\delta(x', h))hD_n\phi_h, \phi_h \rangle = O(h^{-\delta}).$$

Moreover, we note that the symbol of $[(hD_n)^2, \chi(h^{-\delta}x_n)] \cdot (1 - \psi_j^\delta(x', h))$ is supported in the h^δ strip where $|x_n| \lesssim h^\delta$ and, in general, non-concentration is of no use in such strips (only h^δ balls). As for the second term in the last line of (167), the non-standard terms arise from hitting the cutoff $(1 - \psi_j^\delta(x', h))$ with $D_{x'}$. Since

$$D_{x'}(1 - \psi_j^\delta(x', h)) = -h^{-\delta}\partial\psi_j^\delta(x', h) \in h^{-\delta}S_\delta^0$$

and

$$\text{supp } \partial\psi_j^\delta(\cdot; h)\psi(h^{-\delta}\cdot) \subset \{(x', x_n); |x'| \lesssim h^\delta, |x_n| \lesssim h^\delta\}.$$

So, by L^2 -boundedness,

$$\frac{i}{h}\langle [R(x, hD_{x'}), (1 - \psi_j^\delta(x', h))hD_n]\chi(h^{-\delta}x_n) \cdot \phi_h, \phi_h \rangle = O(h^{-\delta})\|\phi_h\|_{\{|(x', x_n)| \lesssim h^\delta\}}^2 = O(1),$$

where the final estimate follows by non-concentration (note that estimates on h^δ balls are equivalent to estimates on h^δ -cubes). All other commutator terms are $O(1)$ by standard L^2 results. So, after absorbing the error term, it then follows from Theorem 1 that

$$\langle (1 - \chi_j(h^{-\delta}x'))(I + h^2\Delta_j)h^2\Delta_j u_h, u_h \rangle_{L^2(\Gamma_j)} = O(h^{-\delta}). \quad (169)$$

Running the same argument as above with the test operator

$$\tilde{A}_\delta(h) = (1 - \chi(h^{-\delta}x'))\chi_\epsilon(x_n)(-h^2\Delta_j(x', hD))hD_{x_n}$$

gives

$$\langle (1 - \chi_j(h^{-\delta}x'))(I + h^2\Delta_j)h^2\Delta_j u_h, u_h \rangle_{L^2(\Gamma_j)} = O(h^{-\delta}). \quad (170)$$

Consequently, setting

$$P(x', hD) = (1 - \chi_j(h^{-\delta}x'))(I + h^2\Delta_j)^2 : C^\infty(\mathring{\Gamma}_j) \rightarrow C^\infty(\mathring{\Gamma}_j),$$

it follows by adding (169) and (170) that

$$\langle P(x', hD)u_h, u_h \rangle_{L^2(\Gamma_j)} = O(h^{-\delta}). \quad (171)$$

Let $\tilde{\chi} \in C_0^\infty(\Gamma'_j)$ with $\tilde{\chi}|_{\Gamma_j} = 1$. Abusing notation somewhat, we extend $P(h)$ as an operator $P(h) : C_0^\infty(\Gamma'_j) \rightarrow C_0^\infty(\Gamma'_j)$ so that $P(h) \in \Psi_{h,\delta}^0(\Gamma_j)$. Let $\chi_+ \in C^\infty(\mathbb{R}; [0, 1])$ with $\chi_+ \geq 0$ so that $\chi_+(u) = 0$ for $u \leq 1/4$ and $\chi_+(u) = 1$ for $u \geq 1/2$. Consider the h -psdo $Q(h) \in \Psi_{h,\delta}^0(\Gamma_j)$ given by

$$Q(h) := \tilde{\chi}P(h)\chi_+(P)^*\chi_+(P)\tilde{\chi}.$$

We apply sharp Garding to the operator $Q(h)$ in two ways: First, note that

$$\sigma(Q) = p|\chi_+(p)|^2 \geq 0, \quad p(x', \xi') = |\xi'|_{x'}^2 - 1$$

and since $p|\chi_+(p)|^2 \leq p$, sharp Garding and (171) gives

$$\langle \tilde{\chi}P(h)\chi_+(P)^*\chi_+(P)\tilde{\chi}\tilde{u}, \tilde{u} \rangle_{\Gamma'_j} \lesssim \langle P(h)u, u \rangle_{\Gamma_j} + O(h)\|u\|_{\Gamma_j}^2 = O(h^{-\delta}). \quad (172)$$

Next, apply sharp Garding yet again using $p \geq 1/4$ on $\text{supp } \chi_+(p)$ to get

$$\langle \tilde{\chi}\chi_+(P)^*\chi_+(P)\tilde{\chi}\tilde{u}, \tilde{u} \rangle_{\Gamma'_j} \lesssim \langle \tilde{\chi}P(h)\chi_+(P)^*\chi_+(P)\tilde{u}, \tilde{u} \rangle_{\Gamma'_j} + O(h)\|u\|_{\Gamma_j}^2 = O(h^{-\delta}), \quad (173)$$

where the last bound in (173) follows from (172). Finally, note by non-negativity and the bound in (172),

$$\langle \chi_+(P)^*\chi_+(P)u, u \rangle_{\Gamma_j} \leq \langle \tilde{\chi}P(h)\chi_+(P)^*\chi_+(P)\tilde{u}, \tilde{u} \rangle_{\Gamma'_j} = O(h^{-\delta}). \quad (174)$$

Consequently from (174), by taking square roots,

$$\|(1 - \chi_j(h^{-\delta}x') \cdot (I - \chi_j^\delta(hD))u_h)\|_{L^2(\Gamma_j)} = O(h^{-\delta/2}) \quad (175)$$

and that finishes the proof of Lemma 5. \square

REFERENCES

- [BFM] M. Blair, G. Ford and L. Marzuola, L^p -bounds on spectral clusters associated to polygonal domains, *Rev. Mat. Iber.* 34 (3) (2018), 171-191.
- [BGT] N. Burq, P. Gérard and N. Tzvetkov, Restrictions of the Laplace-Beltrami eigenfunctions to submanifolds, *Duke Math. J.*, 138 (3) (2007), 445-486.
- [CHT15] H. Christianson, A. Hassell and J. A. Toth, Exterior Mass Estimates and L^2 -Restriction Bounds for Neumann Data Along Hypersurfaces, *Int. Math. Res. Not. IMRN* 2015, no. 6, 1638-1665.
- [CTZ] H. Christianson, J. A. Toth and S. Zelditch, Quantum ergodic restriction theorems for Cauchy data, *Math. Res. Lett.* 20 (2013), no. 3, 465-475, MR3162840, Zbl 1288.58017.
- [DZ] S. Dyatlov and M. Zworski, Quantum ergodicity for restrictions to hypersurfaces. *Nonlinearity* 26 (2013), no. 1, 35-52, MR3001760, Zbl 1278.81100.
- [ET] L. El-Hajj and J. A. Toth, Intersection bounds for nodal sets of planar Neumann eigenfunctions with interior analytic curves. *J. Differential Geom.* 100 (2015), no. 1, 1-53, MR3326573, Zbl 1321.58030,
- [G] J. Galkowski, The L^2 -behaviour of eigenfunctions near the glancing set. *Comm. P.D.E.* 41 (2016), 1619-1648, MR3555484, Zbl 1362.53046.
- [GRS] A. Ghosh, A. Reznikov, and P. Sarnak, Nodal domains of Maass forms I, *Geom. Funct. Anal.* 23 (2013), no. 5, 1515-1568, MR3102912, Zbl 1328.11044.
- [Han] X. Han, Small scale quantum ergodicity in negatively curved manifolds. *Nonlinearity* 28 (9) (2014), 32-63.
- [HT] A. Hassell and T. Tao, Upper and lower bounds for normal derivatives of Dirichlet eigenfunctions, *Math. Res. Lett.* 9 (2002), 289-307.
- [HZ] A. Hassell and S. Zelditch, Quantum ergodicity of boundary values of eigenfunctions, *Comm. Math. Phys.* 248 (2004), 119-168, MR 2005h:35255, Zbl 1054.58022.

- [HR] H. Hezari and G. Rivière, L^p -norms, nodal sets, and quantum ergodicity, *Adv. Math.* 290 (2016), 938-966.
- [JJ] J. Jung, Sharp bounds for the intersection of nodal lines with certain curves. *J. Eur. Math. Soc. (JEMS)* 16 (2014), no. 2, 273-288, MR3161284, Zbl 1327.53043.
- [JJZ] J. Jung and S. Zelditch, Number of nodal domains and singular points of eigenfunctions of negatively curved surfaces with an isometric involution. *J. Differential Geom.* 102 (2016), no. 1, 37-66, MR3447086, Zbl 1335.53048.
- [Ph] D. Phong, Regularity of Fourier Integral Operators, *Proceedings of the International Congress of Mathematicians, Zurich, Switzerland 1994*. Birkhauser Verlag, Basel, Switzerland 1995.
- [So] C. Sogge, Localized L^p -estimates of eigenfunctions: A note on an article of Hezari and Rivière, *Advances in Mathematics* 289 (2016), 384?396
- [Ta] D. Tataru, On the regularity of boundary traces for the wave equation, *Annali della Scuola Normale Superiore di Pisa* 26, no. 1 (1998): 185?206.
- [TZ] J. A. Toth and S. Zelditch, Counting Nodal Lines Which Touch the Boundary of an Analytic Domain, *Jour. Diff. Geom.* 81 (2009), 649- 686, MR2487604, Zbl 1180.35395.
- [TZ13] J.A. Toth and S. Zelditch, Quantum ergodic restriction theorems: manifolds without boundary. *Geom. Funct. Anal.* 23 (2013), no. 2, 715-775, MR3053760, Zbl 1277.53088.
- [TZ12] J.A. Toth and S. Zelditch, Quantum ergodic restriction theorems: I. Interior hypersurfaces in domains with ergodic billiards *Ann. H. Poincare* 13 (2012) 599-670, MR2913617, Zbl 1263.37061.
- [Zw] M. Zworski, *Semiclassical analysis*, Graduate Studies in Mathematics, 138. American Mathematical Society, Providence, RI (2012), MR2952218, Zbl 1252.58001.

DEPARTMENT OF MATHEMATICS, UNC CHAPEL HILL
Email address: `hans@math.unc.edu`

DEPARTMENT OF MATHEMATICS AND STATISTICS, MCGILL UNIVERSITY, 805 SHERBROOKE STR.
WEST, MONTRÉAL QC H3A 2K6, CANADA.
Email address: `jtoth@math.mcgill.ca`