

Non-pharmaceutical interventions during the COVID-19 pandemic: a rapid review

Nicola Perra^{1*}

¹Networks and Urban Systems Centre, University of Greenwich, London, UK
January 1, 2021

Abstract

Infectious diseases and human behavior are intertwined. On one side, our movements and interactions are the engines of transmission. On the other, the unfolding of viruses might induce changes to our daily activities. While intuitive, our understanding of such feedback loop is still limited. Before COVID-19 the literature on the subject was mainly theoretical and largely missed validation. The main issue was the lack of empirical data capturing behavioral change induced by diseases. Things have dramatically changed in 2020. Non-pharmaceutical interventions (NPIs) have been the key weapon against the SARS-CoV-2 virus and affected virtually any societal process. Travels bans, events cancellation, social distancing, curfews, and lockdowns have become unfortunately very familiar. The scale of the emergency, the ease of survey as well as crowdsourcing deployment guaranteed by the latest technology, several Data for Good programs developed by tech giants, major mobile phone providers, and other companies have allowed unprecedented access to data describing behavioral changes induced by the pandemic.

Here, I aim to review some of the vast literature written on the subject of NPIs during the COVID-19 pandemic. In doing so, I analyze 347 articles written by more than 2518 of authors in the last 12 months. While the large majority of the sample was obtained by querying PubMed, it includes also a hand-curated list. Considering the focus, and methodology I have classified the sample into seven main categories: epidemic models, surveys, comments/perspectives, papers aiming to quantify the effects of NPIs, reviews, articles using data proxies to measure NPIs, and publicly available datasets describing NPIs. I summarize the methodology, data used, findings of the articles in each category and provide an outlook highlighting future challenges as well as opportunities

*n.perra@greenwich.ac.uk

Contents

1	Introduction	3
2	Disclaimer	3
3	Data collection, inclusion principles, annotation, and classification	4
4	Epidemic models	6
4.1	Classification	6
4.2	Compartmental models	7
4.3	Metapopulation models	15
4.4	Statistical models	18
4.5	Agent-based models	19
5	Surveys	20
5.1	Classification	21
5.2	Health and wellbeing indicators	22
5.3	Adoption of NPIs	24
5.4	Changes on medical practice	24
5.5	Effect of NPIs	25
5.6	Contacts	26
6	Comments and/or perspectives	26
6.1	Classification	26
6.2	Change to medical practice	27
6.3	Modeling	28
6.4	Effect of NPIs	29
6.5	Lifting NPIs	29
6.6	Success stories	30
7	Quantifying the effects on NPIs	30
7.1	Classification	30
7.2	Effects on spreading	31
7.3	Effects on behaviors	34
7.4	Effects on medical practice	35
8	Reviews	36
8.1	Classification	37
8.2	Non-pharmaceutical interventions	37
8.3	Change in medical practice	37
8.4	Adoption of NPIs	38
8.5	Impact of digital technology	38
9	Measuring NPIs via proxy data	38
9.1	Classification	38
9.2	Adoption of NPIs	39
9.3	Mobility changes	41
10	Datasets	42
10.1	Classification	42
10.2	Implementation of NPIs	43
10.3	Mobility	44
10.4	Contacts	44
11	Conclusions and outlook	45

1 Introduction

Our interactions, movements, and behavior affect the spreading of infectious diseases. The unfolding of such illnesses, in turn, might drastically affect our actions. Although obvious, particularly during a pandemic, we still don't have a well understood and developed theory or even an accepted standardized approach to account for this observation. Capturing the feedback loop between human behavior and infectious diseases is one of the key challenges in epidemiology [1]. Arguably, it can be considered as the *hard problem* of epidemiology.

Even before the COVID-19 pandemic, the literature tackling this issue was vast [2, 3]. One of the reviews on the subject noted a key challenge: only 15% of the papers are based on empirical data, most models being "purely theoretical and lack[ing] representative data and a validation process" [2]. In the small set of papers informed, at least partially, by empirical data we find interesting approaches. Researchers have designed games [4, 5], surveys, and used datasets (e.g., television viewing) to infer social-distancing as well as attitudes, altruism and self-interest in the context of vaccinations [6–11]. Others have used surveys to measure risk perception during the H1N1 2009 pandemic [12, 13], to estimate the perceived severity of the SARS outbreak [14], or characterize behavioral changes induced by the seasonal flu [15]. Data from social media have been used to estimate the spread of awareness in the population during the H1N1 2009 pandemic [16–18]. Another type of approach used epidemiological data (such as incidence) to calibrate diseases and behavioral models [19, 20]. A notable example of this method is Ref. [21] where the authors used historical records from the 1918 influenza pandemic to fit three different models, one of which included behavioral responses, to determine the origins of the multiple epidemic waves observed. Despite these efforts, the scarcity of direct observational data describing the feedback between human behavior and diseases represented a major obstacle. The reader might have noted the use of the past tense which is not, like many others in the text, a grammatical mistake. In fact, in the last year or so, things have dramatically changed. The COVID-19 pandemic took over the world and unfortunately, non-pharmaceutical interventions (NPIs) have been one of the only weapons against the disease. NPIs refers to a wide range of both top-down (i.e., governmental) and bottom-up (i.e., self-initiated) measures aimed at interrupting infection chains by altering key aspects of our behavior. Travels bans, curfews, social distancing, bans of social gathering, face masks, increased hygiene, remote working, school closures, and lockdowns are examples. The heterogeneity of such measures across space and time as well as the magnitude of the changes they induced offer an unprecedented opportunity to understand, measure, and model the link between human behavior and infectious diseases. Modern technology and many Data for Good programs created by tech giants such as Google, Apple, Facebook by major mobile phone operators such as Vodafone, Telefonica, Orange and by smaller companies such as Cuebiqu, SafeGraph, Unacast have provided unparalleled lenses to capture the effects of both top-down and bottom-up NPIs. In this background, I aim to summarize some key observations, data produced, approaches, and knowledge developed in this turbulent year.

2 Disclaimer

The incredible work of the research community makes it extremely hard to review manually all papers related to COVID-19. Just to give an idea of the scale, a query on PubMed for "COVID" returns more than 71,000 results. On Google Scholar we can find instead more than 135,000 matches. Within this large body of work, some lines of research are smaller than others. However, NPIs have virtually affected all aspects of human activity. Consequently, we can expect the research on the subject to be vast and diversified across many communities. As I write we are in the middle of the second wave in Europe. A new, potentially more transmissible, variant has emerged in the UK. Hence, many more papers are being started, finalized, and published. Considering my research interests and expertise the focus of this work is directed mainly towards the epidemiological implications of NPIs. From the development of epidemic models to surveys aimed at quantifying awareness and their adoption. Hence, I have opted for PubMed to gather a big part of the papers in the sample. Inevitably, this introduced a bias towards interdisciplinary, biomedical, and life science journals. Surely a search on the ISI Web of Knowledge would provide a more exhaustive picture of the implementation and effect of non-pharmaceutical interventions during the pandemic. As described below, I have not done a systematic search on PubMed by, for example, carefully crafting a set of target keywords via an iterative or a consultation process. Hence, it is important to stress how this review is not systematic nor complete. However, it covers a large and diverse body of research providing a glimpse of the breadth in the area and highlights a few key results as well as the different approaches used.

3 Data collection, inclusion principles, annotation, and classification

Since the beginning of the pandemic, I have been following the research aimed at modeling the unfolding of the virus and at characterizing its societal effects. In doing so, I have compiled a list ¹ of 57 influential papers that have shaped the research in the area and that, I believe, everyone would expect to see. Clearly, this list is biased by the research communities I am part of, those I follow, and my perception. Thus, I have thought to drastically extend the list using PubMed. To this end, on November 10th I have submitted the following query: *((non-pharmaceutical intervention) OR (non pharmaceutical intervention)) AND (COVID)*. The query targeted papers that mention explicitly NPIs and returned 387 results. After some thinking on November 11th 2020 I have further extend the search querying PubMed for: *(behavioral changes) AND (COVID)*. The idea was to expand even more the corpus by including papers that studied the impact of COVID-19 on our behaviors without mentioning explicitly NPIs. The second search returned 210 results. In both cases the query was run without any particular other specification such as constraining the search to titles or abstracts. I have scanned titles and abstracts of these 597 papers manually eliminating those referring to drugs trials, drugs development, clinical trials, clinical procedures and research protocols. I have removed duplications and papers outside the scope. Furthermore, I have kept only articles written in English. At the end of the process, and considering the initial list, I was left with 347 papers which constitute the corpus of this review.

It is important to stress one more time how this is just a small subset of all related work. For example searchers in PudMed for *restrictions AND COVID*, *lockdown AND COVID*, *(control measures) AND COVID* and *(social distancing) AND COVID* return more than 2000, 2900, 3000 and 8000 results respectively. Furthermore, any systematic review should play with synonymous and similar words. This monumental work, which would end up with well more than fifteen thousand papers is left for the future and it would benefit from a large collaboration.

For each paper, I have manually extracted the following information: DOI, countries from author's affiliations, countries focus of the study (if any), journal and month of publication. Furthermore, I added annotations to describe which method was used (i.e., survey) and other relevant information (i.e., sample size, type of data used). After a first sweep, I have done several others to classify the corpus and create a personal, machine readable, taxonomy reported in Fig 1.

At the higher level, by considering the most representative methodology and/or aim of each paper, we find 7 categories:

1. **Epidemic models** (29%): papers aimed at describing the unfolding of COVID-19 via epidemic models;
2. **Surveys** (28%): papers aimed at characterizing the impact of NPIs on several areas of human activity and/or their adoption via surveys;
3. **Comments and/or perspectives** (17%): papers that offer a reflection/perspective on NPIs in particular contexts;
4. **Quantifying the effects of NPIs** (12%): papers aimed at characterizing the effects of NPIs on epidemic indicators, behaviors and activities;
5. **Reviews** (6%): papers presenting a summary of the literature about NPIs in different contexts and areas;
6. **Measuring NPIs via proxy data** (5%): papers monitoring and measuring NPIs via data proxies;
7. **Datasets** (2%): papers describing and sharing data collections relevant for the study of NPIs.

As in any classification scheme not all cases are clear cuts and there is some overlap. To simplify the analysis, I have assigned each paper to one and one only main category. Clearly, this implies same level of arbitrariness in the classification.

¹Until December 18th, 2020

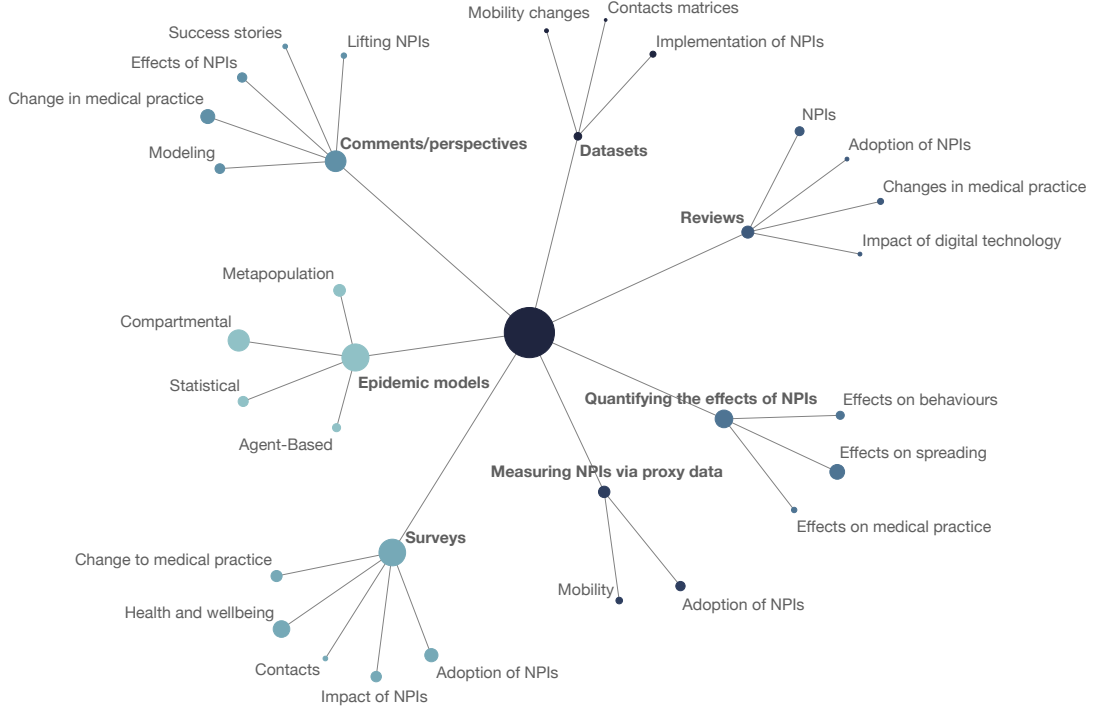


Figure 1: Schematic representation of the classification scheme. The central node describes all articles. The size of each node (i.e., category) is proportional to the number of articles.

By using *Semantic Scholar* ² I have also extracted information about the authors and citations of each paper. Remarkably, these papers have been written by more than 2518 authors (note that some were not indexed) and accumulated more than 9300 citations ³. In Table 3, I provide the breakdown of number of authors, citations, median of citations and the top three articles (per number of citations) in each category. Epidemic models are the most cited category in the sample both for total number and median of citations. Surveys are the least cited considering the median of citations of the articles in the group. It is important to stress how this literature is very recent. Some papers have been published just one or two months ago hence they did not have enough time to accrue citations.

²<https://pypi.org/project/semanticsscholar/>

³As of December 19th 2020

Category	Authors	Total Citations	Median citations	Top three articles for citations
Epidemic models	774	4835	5	1 st [22], 2 nd [23], 3 rd [24]
Surveys	751	775	1	1 st [25], 2 nd [26], 3 rd [27]
Comments and/or perspectives	420	1049	4	1 st [28], 2 nd [29], 3 rd [30]
Quantifying the effects of NPIs	405	2126	2	1 st [31], 2 nd [32], 3 rd [33]
Reviews	131	192	3.5	1 st [34], 2 nd [35], 3 rd [36]
Measuring NPIs with proxy data	88	159	2	1 st [37], 2 nd [38], 3 rd [39]
Datasets	105	37	1.5	1 st [40], 2 nd [41], 3 rd [42]

Table 1: Number of authors, total number of citations, median number of citations, and top three papers for citation for each of the categories. Citations and authors names have been extracted via Semantic Scholar on December 19th, 2020.

4 Epidemic models

After the first suspicious cases of pneumonia in Wuhan were linked to a new virus, a set of key questions rapidly emerged. How infectious and fatal is it? How does it transmit? How many people are already sick? Can it be contained? What are the chances of importation in other countries? Is this the start of a new pandemic? When the virus was detected in Singapore, South Korea, France, UK, Italy, USA answers to many of these questions were still unclear. However, it did not take long to understand that widespread community transmission was probably taking place. Testing was initially targeted towards symptomatic individuals with travel history in China and the virus was spreading undetected via what is called *cryptic transmission*. Cases, deaths and hospitalizations started to double at increasing pace in many countries. Asian states took draconian measures early. Europe reacted too late. Despite concerning news coming for Asia, the first European countries hit by waves of deaths and hospitalizations assumed, just days before, to be in perfect control. Emblematic is what the mayor of London declared the same days when Italy started a national lockdown: “we should carry on doing what we’ve been doing” [43]. Things escalated quickly and in one week also the UK entered in a national lockdown. After the efforts and unprecedented NPIs put in place around the world, epidemic curves started to level off and also thanks to the good weather COVID hospitals started to empty, deaths rapidly decreased, and number of cases showed clear downwards trends. At this stage, the key questions revolved around how to relax the measures and reopen society. Should we keep the schools closed? Restaurants and pubs? What about international borders? Should face masks be mandatory? Summer 2020, in the northern hemisphere, has been extremely better than the dark months of spring. However, the infections started to ramp-up quite quickly in September and October. While countries have developed quite different strategies to manage winter, it became unfortunately clear that the virus was winning one more time. As I write these words, we are in the second national lockdown in England and from tomorrow some of the restrictions will be lifted. The questions now revolve around the Christmas break. What should people be allowed to do? How many people should meet during the holidays? What about Christmas shopping? One more time we are all facing a very challenging act balancing risks with hopes to go back to semi-normal life.

Although, the set of questions during the different phases of the pandemic changed many of the answers have been provided and/or informed by epidemic models. Not all suggestions coming from *the Science*, as they say here in the UK, have been followed by our leaders, but it is clear that forecasts, predictions, scenario analyses coming from a variety of models were key to inform response strategies. In this section, I will revise some of the literature produced in the area. All models target the same virus, but the type of approach, data used, assumptions, how NPIs are modeled, limitations, strengths, predictive power or predictive ambitions are extremely diverse.

Before diving into the details, few words about the subset of research I will be reviewing. First of all, the large majority of models was tested or motivated by observations in one single country. USA, China, Italy, France and the UK are the most commonly used countries (see Fig 2). The list does not come as surprise considering the epicenter of the pandemic, data availability as well as the evolution of the pandemic in USA and Europe. However, few models in the sample consider hundreds of countries [22, 44, 45, 45–47]. Second, this body of research has been published by authors with affiliations in 40 countries. USA, UK, China, and Italy are the top of the list. Third, there is a large variety also in terms of publication venues (see Fig 2)). In fact, the sample of epidemic models has been published in 50 venues (including 7 papers in medRxiv). *Science*, *Chaos Solitons Fractals*, *Mathematical Biosciences*, *medRxiv*, *Nature*, and *PNAS* are at the top of the list. Finally, these papers have been written by more than 774 authors and received more than 4835 citations. A median of 5 citations per article.

4.1 Classification

After analyzing the whole subset of papers and considering the typology of model adopted, I have identified 4 categories. In particular:

1. **Compartmental models:** consider a single population divided according to health statuses and in some cases age structure;
2. **Metapopulation models:** are based on a network of subpopulations (i.e. cities, regions, countries) connected by mobility;
3. **Statistical models:** capture the evolution of the epidemic inferring key parameters and behaviors from data;

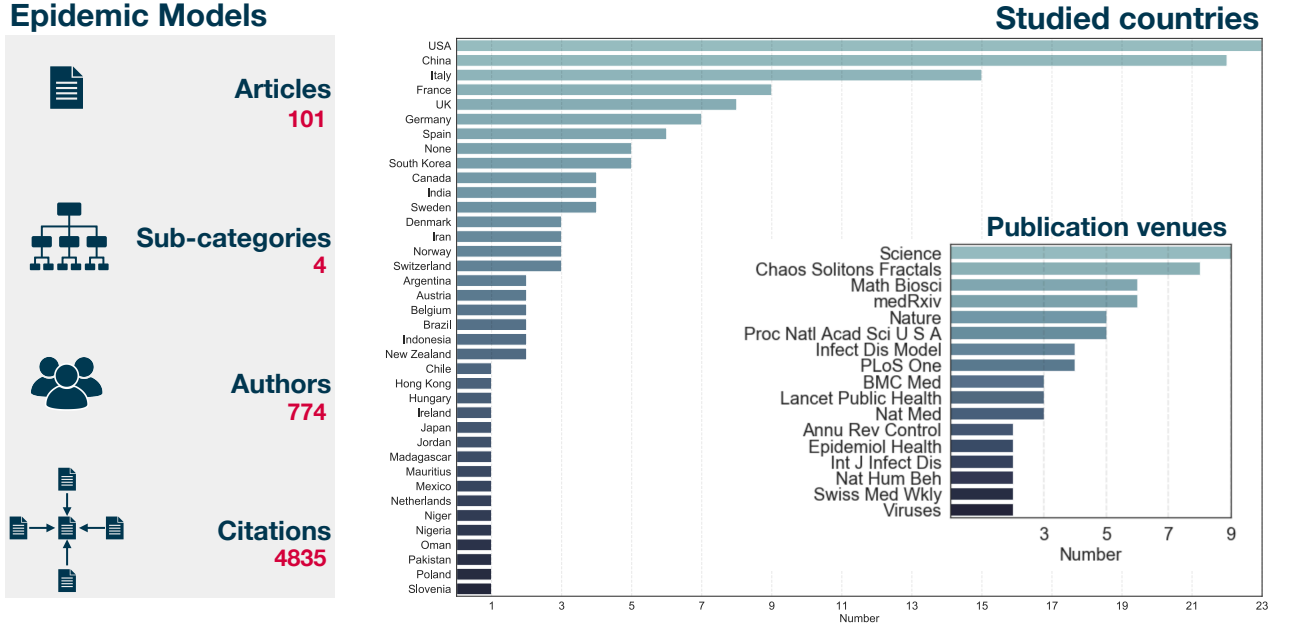


Figure 2: Total number of authors and citations of the papers in this category on the left. Note that these numbers are estimated from Semantic Scholar. On the right (top) histogram describing the number of countries subject of study in this category. Note how few papers that studied hundreds of countries are not counted in the histogram. On the right (bottom) most represented publication venues of the category. To improve visibility I am showing only journals featuring at least two articles

4. **Agent-based models:** capture the spreading patterns at the level of single individuals.

In Table 4.1 I present the full set of articles grouped according to the categories and in some cases sub-categories. I also report the country or countries used, if any. Here, same papers might be present in multiple categories. In fact, some of them adopted, often compare, different methods.

4.2 Compartmental models

Compartmental models are the most common in the category. Probably this does not come as surprise since they require the least amount of data about the population under study. Nevertheless, they are a proven and powerful tool for describing the evolution of infectious diseases. It is important to note how compartmental models are featured also in other categories of models discussed below. In fact, it is extremely common to describe individuals' progression in the different phases of a disease (i.e., natural history of the disease) via compartments, each one representing health statuses. Susceptible, infectious, asymptomatic infectious, hospitalized, and recovered are classic examples. Other modeling approaches use a compartmentalization of the target population as one of the elements of the theoretical construct. Explicit social contacts structures, travel patterns and other features are added to model to describe key epidemiologically behaviors. In the category discussed here instead, these other details are simplified and expressed via effective functions, contact matrices, and rescaling of parameters.

As mentioned, compartmental models split the population according to health statuses. The number and type of compartments change as function of the disease under study, according to the hypotheses about the mechanisms driving the spreading of the virus and the behavior of the population. All compartmental models in the sample, and there are many, are a variation of two basic archetypes: SIR or SEIR. The sequence of letters, describing each compartments, captures the natural history of the disease. In SIR models susceptible individuals, in contact with infectious, develop the disease and move from S to I . This transition is often written as $S + I \xrightarrow{\beta} 2I$ where β is the transmission rate. The R compartment describes recovered individuals that are *removed* from the disease dynamics. The transition from I to

Category	Subcategory	Country/countries of study and reference
Compartmental	SIR-like	Brazil, China [48]; China [49–51]; China, Italy [52]; China, France, Iran, Italy, South Korea, USA [53]; France, Iran, Italy [54]; Germany [55]; India [56]; Italy [57]; USA [58]; 187 countries [45]; several European countries [44, 59]
	SIR-like age structured	China [60], Italy [61], 143 countries [47]
	SEIR-like	Argentina, Japan, Indonesia, New Zealand, Spain, USA [62]; Canada [63, 64]; Canada, Germany, Italy [65]; China [66–69]; China, Italy [70]; China, UK [71]; Germany [72]; India [73, 74]; Indonesia [75]; Ireland [76]; Mexico [77]; Pakistan [78]; South Korea [79, 80]; Switzerland [81]; USA [82–90]; Theoretical [91, 92]
	SEIR-like age structure	China [23]; UK [93–95]; France [96, 97]; Germany [98]; Madagascar [99]; Mauritius, Niger, Nigeria [100]; South Korea [101]; UK, USA [102]; USA [103]; Theoretical [104]
	SEIRS-like	USA [105]
Metapopulation	Age unstructured	Canada [106]; China [107–110]; France, Poland, Spain [111]; Jordan [112]; Italy [113, 114]; USA [115, 116]; Europe [117]
	Age structured	Chile [118]; Hungary [119]; Spain [120]; Sweden [121]; USA [122], 200+ countries [22]
Statistical	NA	Austria, Belgium, Denmark, France, Germany, Italy, Norway, Spain, Sweden, Switzerland, UK [123]; Brazil [124] China [125, 126]; China, Iran, Italy, South Korea [127]; Hong Kong [128]; India [129]; Oman [130]; Slovenia [131]; USA [132]; 190 [46]; 11 European countries [24]; 41 countries [133]
Agent-based	NA	China [66]; China, Italy, USA [134]; Canada [63]; Italy [135]; USA [136, 137]; Theoretical [138, 139]

Table 2: Summary of the epidemic models in the sample. The first column describes the main categories, the second the sub-categories, the last the country/countries focus of each study and the references

R is spontaneous and can be written as $I \xrightarrow{\mu} R$ where μ is the recovery rate. μ^{-1} is the infectious period. In SEIR models, we have another compartment E describing individuals that were exposed to the virus but not yet infected. Thus the transmission of the disease can be written as $S + I \xrightarrow{\beta} E + I$. As soon as the viral load reach certain levels exposed become infected $E \xrightarrow{\epsilon} I$. The sum of ϵ^{-1} and μ^{-1} is called generation time, defined as the average time from an infection to the next. In these archetypes, the per-capita rate at which susceptible contract the infection, the *force of infection*, is often written as $\lambda = \beta I/N$. Hence, it is proportional to the transmission rate and to the probability of meeting an infectious individual in a homogeneously mixed population. These models are characterized by another key quantity called *basic reproductive number*, R_0 , defined as the number of secondary infections generated by an index case in an otherwise fully susceptible population. In case R_0 is above one the disease is able to spread and affect a finite fraction of the population. In SIR and SEIR models it is simple to show how $R_0 = \beta/\mu$. In more complex models with several types of infectious compartments the expression is generally different but it can be calculated via the so called next generation matrix approach. See Ref. [140] for a very accessible and clear review.

The majority of models is the sample follow the SEIR archetype thus can be classified as SEIR-like models. If you ever had to quarantine after crossing a border, you have experienced first hand the reason why including the compartment of exposed is important: the incubation period peaks within few days but it has been reported to possibly extend for more than one week. As we will see below, the general structure of these models is that of a simple SEIR model but typically several other compartments are added to account for individuals that are hospitalized, different types of manifestation of the disease (i.e., symptomatic, asymptomatic, paucy-symptomatic), as well as behavioral classes (i.e., individuals wearing face masks, reducing their contacts because concerned). COVID-19 is a quite complex disease with a wide range of manifestations that affects people’s health and behaviors in different ways.

A subset of both SEIR and SIR like models include another important element: the age-structure of the population. In fact, COVID-19 does not affect age classes homogeneously. Older individuals have a much higher risk of hospitalization and mortality [141]. Furthermore, stratifying the population for age classes allows to account for the fact that contacts are not homogenous across age brackets. Including empirical contact matrices, which describe the rate of contacts within and across age classes, allows to move towards a more precise representation of the spreading of the virus and to account, explicitly, for different infection fatality rates (IFRs). Furthermore, the ability to include contacts patterns across age groups allows to split contacts taking place at school, work, and in other contexts. This is particular important for models which aim to measure the impact of school closure, remote working, and other NPIs. After this general prelude, let’s dive into the research that adopts compartmental models to study the spreading of COVID-19.

We start considering the body of modeling work based on SIR-like models. This subset of papers studies the effects of isolation and quarantine policies [49], models NPIs as effective changes of the parameters [44, 45, 48, 50, 52, 54–57, 59], investigates the impact of different policies [53, 58], and defines the conditions for the optimal control of the spreading [51]. In the following, I will highlight some of these approaches.

Ref. [49] presents a modification of the SIR scheme including a compartment X to account for the portion of infectious individuals that are either quarantined or adopts other forms of NPIs, which effectively nullifying their ability to spread the virus. Furthermore, the model also considers that a portion of susceptible adopts NPIs and as result is removed from the epidemic dynamics. Interestingly, these two relatively simple modifications of the classic SIR model are enough to explain the sub-exponential growth observed in China. In fact, without any interventions a SIR model would imply an exponential growth in the early phases of the epidemic which is not what has been empirically observed in the Chinese context. A number of papers propose approaches to account for NPIs as effective variation or modulation of key SIR parameters such as the transmission rate β and recovery rate μ which are either fitted from data or set a priory in scenario analyses. Two papers focusing on India [56], Italy and China [52] extended the force of infection including a time-varying parameter $\pi(t)$ to modulate the *bare* transmission rate β . The modulation is function of the NPIs put in place to curb the spreading of the virus. By fitting the model to epidemic indicators Ref. [52] estimated a R_0 for Italy above 4 and in Hunan around 3 in the early phases of the pandemic. A similar model has been proposed to infer the impact of NPIs on the epidemic evolution in Germany [55]. The author extended the SIR archetype considering that the transmission rate β can change at certain points t_i , $\beta \rightarrow \beta_i$ with $i = 1, \dots, n$, from β_{i-1} to β_i over Δt_i days. Hence, the index i runs over the possible change points, each covering several days. For simplicity they assume a linear variation. The parameters β_i , t_i , Δt_i among others are obtained via a Bayesian

Markov Chain Monte Carlo (MCMC) comparing each potential model with real data. Interestingly, they observed that only the compound effects of NPIs, put in place at different moments, was enough to bring the reproductive number below one. A similar estimation framework has been used to model the pandemic in Brazil and China [48]. In this paper however, authors impose a precise functional form of the variation of the transmission rate: $\beta(t) = \beta_0 \exp^{-\gamma(t-t_x)}$ for $t > t_x$ where β_0 is the value in absence of any interventions, γ is the modulation introduced by NPIs and t_x is the time in which the interventions are put in place. A Bayesian framework is also used in Ref. [44] which provides a picture of key epidemic indicators such as R_t for 51 countries which can be explored via a dashboard ⁴. In this model the transmission rate is written as $\beta = R_t \mu$ (remember that μ is the recovery rate). The reproductive number is considered to go from R_0 to $k_{int} R_0$ with $k_{int} = (0, 1)$ as function of the time due to NPIs implementation. The results indicate that the timing of NPIs is key for an effective suppression of the virus. Ref. [45] adopts an extension of the SIR archetype, considering time-varying recovery and infection rates, to model the spreading of COVID-19 in 187 countries. The results, that can be explored via an interactive tool ⁵, are obtained fitting the parameters to the real epidemic data. The comparison between different countries highlights the heterogeneity in the response. For example Iceland was able to drastically reduce R_t since early April thus suppressing the spread with efficacy. Sweden in contrast, opted for a mitigation strategy, and as result the decrease of R_t was much slower. In Ref. [57] authors extend the basic SIR model including, among other things, deaths and writing the transmission rate as $\beta(t) = \beta_1 b_1(t) + \beta_2 b_2(t)$ thus as a linear combination of two basic rates. The first weights more in the early phases of the spreading. The second kicks in when the NPIs are in full swing. Similarly they consider the recovery and mortality rates as linear combinations of so called basis functions. A key point of the methodology is defining the shape of such functions. Interestingly the authors adopt a sparse identification techniques applied to the real epidemic data finding a combination of exponentials and polynomials to be the best fit. The model, applied both to national and regional data in Italy, show the effectiveness of the first lockdown (that was implemented in the first half of March 2020) especially in the regions more affected. In Ref. [53] authors use a mix of econometric and epidemiological methods to quantify the effect of a NPIs policies on the evolution of the pandemic. The problem formulation is similar to those linking economical policies to economic growth. The first are substitute by NPIs. The second, by the epidemic growth. In the early stage of an epidemic is easy to show that, according to an SIR model, $\log(I_t) - \log(I_{t'}) = \exp^{g(t-t')}$ where g is $\beta - \mu$. The authors link this observable to the set of NPIs policies implemented by the country c , in subnational unit i , in day t as:

$$\log(I_{c,i,t}) - \log(I_{c,i,t-1}) = \theta_{0,c,i} + \delta_{c,i} + \mu_{c,i,t} + \sum_{p=1}^{p_c} (\theta_{p,c} policy_{p,c,i,t}) + \epsilon_{c,i,t} \quad (1)$$

$\theta_{0,c,i}$ is the growth rate in absence of any policy, $\delta_{c,i}$ accounts for weekly patterns in data reporting, $\mu_{c,i,t}$ accounts for variations in reporting methods, which might induce jumps in the data, p describes the policy adopted, $\theta_{p,c}$ the impact of each policy in the growth rate and $\epsilon_{c,i,t}$ is the classic error term. In other words, the growth rate is assumed to be a linear combination of each policy implemented. By fitting the model to data from China, South Korea, Iran, Italy, France and USA, the authors establish that the portfolio of measures implemented in these countries was enough to reduce the transmission and were beneficial in terms of health outcomes. The results also show the heterogeneous impact of the measures across countries. For example the impact of school closures on daily growth rate appear to be higher in Italy than France. Ref. [58] used online searches and mobility data to estimate the effect of heterogenous implementation of NPIs in the USA. Interestingly, they found that some specific locations (such as churches) saw an increase in attendance locally while, as result of stay home orders, they decrease nationally. This counterintuitive observation shows the effect of heterogeneity in NPIs. Local closure might induce some individuals to travel further for the same activity. The effect of this type of adaptive behavior might increase the number of cases. In fact, the changes in mobility might induce mixing of otherwise separated groups, thus accelerating the spreading. They confirm this intuition with a simple model that divides a population of N individuals in M gatherings. They assume that a fraction X closes at time t_c due to the implementation of NPIs. As result, a fraction of the population Y does not complies with the measures and visit the $1 - X$ gatherings still open. In these settings, the dynamics of the disease split at time t_c in two. On one side, the open gatherings are still participating to the spreading of the virus. On the other, closed gatherings can just recover the individuals infected before. The results clearly show that the patchy adoption of NPIs induces worse health outcomes and highlights

⁴<https://cse-lab.ethz.ch/coronavirus/>

⁵<https://apps.health-atlas.de/covid-19-grapher/>

the negative effects of inconsistent geographical implementation of NPIs.

Three articles expanded the SIR modeling framework considering age structure and contact matrices [47, 60, 61, 102]. In Ref. [47] authors study the impact of COVID-19 and the effects of different NPIs strategies in low and middle income countries. Including age brackets and the share of contacts within/across them allows to account explicitly for the demographic distribution and mixing patterns of the population under consideration. This becomes very important when comparing the spreading of COVID-19 in different socio-economic contexts. In fact, low and middle income countries are typically younger populations, thus less at risk of serious forms of COVID-19. However, the social stratification is such that older individuals have higher contacts with other age brackets respect to what happens in higher income settings [47]. Hence, there is smaller fraction of the population at high risk, but that fraction is more intensely connected with younger individuals thus more prone to be exposed to the virus. This interplay is fully explored by the authors which also consider a range of comorbidities, healthcare availability and quality. Furthermore, the authors consider two possible approaches in the management of the pandemic. The first is suppression of the first wave by strict NPIs which pushes R_t below one. The second instead is mitigation, which reduces R_t to values close to one. Suppression drastically limit the burden in the short run, but comes with high socio-economic costs and since it limits the spreading does not form the necessary immunity to avoid multiple peaks. Mitigation, allows for less stringent NPIs but is linked to a much higher number of cases/deaths and pressure to the healthcare system. While younger demographic structures might suggest that mitigation in low and middle income settings might be a more suitable strategy respect to high income contexts, the higher levels of intergenerational mixing, limited resources in terms of healthcare facilities, and comorbidities impose great deal of caution. It is interesting to notice how the response of these group of countries has been put in place early respect to the local circulation of the virus. The paper also point out the challenges and different angles governments have to consider when developing a strategy against COVID-19. Authors in Ref. [102] consider two different strategies to curb the spreading of COVID-19 in schools. In doing so, they consider a stratification of the population (i.e., school) considering different cohorts (i.e., classes), day of infection (to account for different viral loads) and study the effects of NPIs that i) isolate students with fever ii) reduce the school week to four days. After fitting the model to the spreading of ILIs and COVID-19 in school settings, the authors found that, in the context of COVID-19, reducing the school week is more efficient measure.

The body of modeling work based on the SEIR scheme touches similar themes to those just mentioned, but due to the larger number of articles, there are also some new interesting angles. In particular, we find papers focusing, among other things, on the effects of face masks [82, 85–87, 89], capturing different aspects of NPIs [64, 67, 69–71, 73–75, 77, 79–81, 83, 84, 90], studying the problem of optimal control of the pandemic [72, 76, 78, 88], investigating approaches to lift measures put in place in the first wave [62, 63, 65], model the possible exposure to the virus via droplets or fomites [91, 92], and consider the impact on the health care infrastructure of COVID-19 and seasonal flu in the winter [68].

In Ref. [85] authors present a detail scenario analysis of the winter season in each US state. Interestingly, in their model not only β is considered function of time, but the force of infection is modulated by a mixing parameter α defined in such a way that $\lambda(t) = \beta(t)(I_1 + I_2)^\alpha/N$ where I_1 and I_2 describe per-symptomatic and symptomatic individuals. Furthermore, they develop a pipeline modeling the link between the transmission rate and cases, deaths as well as a range of covariates such as mobility indicators, population density, smoking rates, masks use via a regression. In doing so, they build a linear regression model to link the implementation of different NPIs (e.g., school closures, stay home orders) on mobility considering data from Google mobility reports ⁶, Facebook data for good ⁷, SafeGraph ⁸ and Descartes laboratories ⁹. Using the observations for all these variables in the first wave, they study the possible scenarios in the winter considering an adaptive strategy where NPIs are reinstated if a certain threshold of mortality rates is reached. The results confirm the effectiveness of NPIs and show that a 95% adoption rate of mask covering could be crucial to mitigate the effects of disease resurgence. Furthermore, they estimate that universal face covering could help save more than hundred thousands of lives. The importance of face masks has been also show in Refs. [82, 86, 87, 89]. In more details, authors in Ref. [86] consider a model featuring susceptible, exposed, infectious, asymptomatic, critical (ICU), and recovered individuals. Furthermore, they split the population separating susceptible and exposed individuals under quarantine, as well as isolated infectious people. In doing so, they also assume that a fraction of the population adopts face masks that have an efficacy modeled as a free parameter. Interest-

⁶<https://www.google.com/covid19/mobility/>

⁷<https://dataforgood.fb.com/docs/covid19/>

⁸<https://www.safegraph.com/data-examples/covid19-shelter-in-place?s=US&d=09-13-2020&t=counties&m=index>

⁹<https://www.descarteslabs.com/mobility/>

ingly, they apply the model to the US and New York state observing that, within the assumptions made, an adoption rate of 70% in New York state and 80% in the USA of mask with efficacy above 70% could lead to an elimination of the virus. Ref. [87] proposes a different methodology by modeling the adoption of face masks splitting the population and compartments (susceptible, exposed, symptomatic infectious, asymptomatic, hospitalized, recovered and dead) in two: those wearing face masks and those not wearing them. Using data and observations from New York and Washington state their model suggests that high adoption rates (80%) even of moderately effective masks (50%) could seriously impact the spreading of COVID-19 by reducing projected deaths by 17% – 45% over a two months period. Authors in Ref. [83] manage to account super-spreading events and thus study the effects of NPIs aimed at *chopping off the tails* of transmission rates. Typically, models that consider this aspect are based on explicit contact networks capturing the heterogeneity of social interactions. Compartmental models are typically based on the assumption of homogenous mixing which by definition neglect the features of real contact patterns. The authors propose accounting for the heterogeneity in transmission rates by considering the effective (population-wide) effect of having individual transmission rates following a gamma distribution. In doing so, they are able to model the effect of NPIs targeting super-spreading events, by affecting the aforementioned distribution. Furthermore, they assume a time varying $\beta(t) = \beta_0 \beta_m^\theta$ where θ modulates the implementation of NPIs. Such measures induce variations in the transmission rate distribution. The model, fitted to data from several counties across USA, shows that targeted NPIs that cut the right tail of transmission rates distribution are more efficient than social distancing measures at the population level (affecting the average rather than the extreme values). This result is in line with classic results from epidemic spreading on heterogenous networks which show that targeted measures aimed at isolating few central individuals are much more efficient than average measures across the whole system [142, 143]. Two papers based on data and observations in South Korea model NPIs considering that susceptible individuals might adopt protective behaviors as function of the number of infected individuals in the population [79, 80]. In particular, they adapt the model proposed in Ref. [144] where there are two classes of susceptible: S and S^F . The latter describes scared individuals (F stands for feared) of infection that change behaviors to reduce their risks. The transmission rate for these individuals becomes $S^F + I \xrightarrow{\delta\beta} 2I$ where δ is the protection gained. People join the compartment as function of the number of individuals in self-isolation. This transition is not modeled as mass-action. Thus it is not driven by the fraction of individuals in self-isolation but by their absolute number. In fact, in a context such as South Korea, where the extinction efforts have been quite successful, the news of few cases might induce behavioral changes. Feared individuals might move back as function of the fraction susceptible (not scared) and recovered individuals. The authors fit the model to the epidemic curves at the country and/or regional level to estimate the extent to which behavioral changes, as modeled, have been adopted. They show that, as expected, regions with more cases are compatible with a lower adoption. A similar model has been proposed in Ref. [75] in the context of Indonesia. Here, susceptible individuals are split in two: unaware and aware of the risks of infection. People move in the aware compartment with a constant rate which models a media effect. Aware individuals are characterized by a lower transmission rate and might relax their behavior spontaneously. The model includes also undetected and detected infectious compartments. People in the first might be tested and transition in the second compartment. The results show how a combination of effective media campaigns and aggressive testing might reduce drastically the burden of the disease. Ref. [77] proposes similar approach. In fact, the authors assume that a fraction q of the population adopts NPIs while $1 - q$ does not. The split takes place at the time when the measures are put in place. The transmission rate is modeled as linear decreasing function of time, which goes from β_0 to $\beta < \beta_0$ within a certain time window after the start of NPIs. The authors fit the model to the epidemic data from Mexico City finding that NPIs were critical to contain the first wave and that the data is compatible with high level of adoption rates. Ref. [64] proposes a SIER-like model splitting compartments in two accounting for those adopting physical distancing and those that do not. By using a Bayesian approach the model is fitted to the evolution of the first pandemic wave in British Columbia (Canada), few US States and New Zealand. The results for Canada suggest a widely adoption of physical distancing in the Canadian province and indicate that NPIs have reduced by about 80% social contacts bringing the R_t below its critical threshold. Similar results are found for New Zealand. In the USA the results suggest a reduction in New York, Florida, and Washington but not in California. In Ref. [67] authors study the pandemic in Wuhan with the aim to reconstruct its progression as function of the interventions. In doing so, they propose an extension of the classic SEIR model considering individuals traveling in and out the population under study (note that this is modeled as an effective in-out flow) before the cordon sanitaire. The initial ascertainment rate is estimated considering the cases imported from Wuhan to Singapore which, due to aggressive surveillance, is assumed to have detected them all.

Furthermore, the infectiousness of unascertained cases is considered to be 55% respect to infectious individuals. The incubation period is set to be 5.2 days and the pre-symptomatic infectious period 2.3 days implying a latent period of 2.9 days. Finally, they consider the transmission and ascertainment rates possibly different in four time periods describing the different phases of the pandemic. The values of these rates are estimated from data using Markov Chain Monte Carlo methods. The results highlight the features of the pandemic: high covertness (87% of infectious were unascertained) and transmissibility ($R_0 = 3.54$).

Several papers studied the implementation of NPIs as an optimal control problem [72, 76, 78, 88]. Authors in Ref. [76] consider as optimal strategies that reduces the disease burden as well as the socio-economic cost of NPIs. It is interesting to notice how the structure and weight of the different components of the cost function is arbitrary and dependent on the ultimate goals. The authors propose one that puts high values to human lives and assumes that economic activity is proportional to the number of contacts, similarly to the transmission rates. This assumption allows to simply link NPIs to economic costs. Using data and observations from Ireland the authors found that disease suppression is preferable to mitigation. Ref. [72] confirms that balancing economic costs of NPIs and avoid the overflow of health care facilities in an optimal mitigation strategy might be a “tightrope walk close to the stability boundary of the system”. Furthermore, authors of Ref. [88] point to the fact that the effectiveness of optimal mitigation strategies depends on the details of key epidemiological parameters and on the exact impact of NPIs. Hence confirming the challenges linked to the definition of optimal mitigation strategies.

A set of papers focus on the effects of relaxing NPIs after the first wave [62, 63, 65]. Authors in Ref. [62] consider an extension of the SEIR model including confined susceptible, quarantined and deceased individuals. They model recovery and transmission rates as function of time fitted to the data from the first wave in different countries (Argentina, Indonesia, Japan, New Zealand, Spain, and USA). They then explore different reopening scenarios finding that lockdowns of two months would be ideal to prevent disease resurgence and that effective social distancing as well as other NPIs adopted by a larger fraction of the population could avoid the need for other lockdowns. Authors in Ref. [65] focus on data from Canada, Germany and Italy and used a neural network approach to fit an extended SEIR model that accounts for asymptomatic, symptomatic, hospitalized, and deceased individuals to real epidemic data. Their results suggest that reopening strategies should be gradual and stage-wise to avoid quick disease resurgence.

Two theoretical approaches consider explicitly the presence of the virus in the compartmental structure [91, 92]. In particular, authors of Ref. [91] split a population in two: those wearing masks and those that don’t. Then they consider that asymptomatic and symptomatic individuals create the inoculum in form of droplets. These are described by a compartment D and move with a certain rate into the fomite compartment F capturing the virus presence in contaminated surfaces. Finally, fomites decay. Interestingly, the transmission rates are driven by the interactions of susceptible with the D and F compartments. This allows to model more explicitly the role of face masks which offer some protection from droplets but not from fomites. Ref. [68] focuses on the possible impact of the seasonal flu in the management of the COVID-19 pandemic. In fact, flu symptoms might be confused with those of COVID-19. As result resources, key for the fights against the current pandemic, such as tests, might be diverted towards the flu. The authors propose to capture this possible negative interaction by extending the classic SEIR model to account for asymptomatic, symptomatic, as well as susceptible, exposed, and infected quarantined. Furthermore, they consider the possibility of having individuals with the flu in the pool of people to quarantine and subject to COVID-19 tests. They consider a transmission rate explicitly function of contacts that due to NPIs go from c_0 to a c_b exponentially as function of time. Their results show how an uptake of the flu vaccine could help the depletion of resources necessary to contain COVID-19.

Several articles adopted SEIR-like models with age-structures to study the impact of different NPIs in countries [23, 93, 96–98, 101], reopening scenarios [95, 103], investigate herd immunity [94, 104], and consider particular contexts such as African countries [99, 100].

Two articles modeled the impact of the NPIs in the first wave in France and studied different reopening scenarios [96, 97]. In particular, Ref. [97] considers an extended SEIR model with contact matrices and age structure fitting the transmission rate β before and during the lockdown from data. They studied different contact matrices during the lockdown (not estimating them from data). The baseline for the lockdown considers no contacts in school, a reduction of 80% of work contacts, and 90% in other locations. The results suggest that about 3% of infected individuals was hospitalized (by May 11), and an average 0.5% died across the board. The IFR for individual 80+ was found to be 8.3% while 0.001% for those 20 or younger. Furthermore, the results indicated that R_t was reduced from 2.9 to 0.67 and

5.3% of the population is considered to be infected by mid May. Ref. [96] considers a similar model (though with a broader range of compartments to account for asymptomatic, paucy-symptomatic, mild, and severe infectious) for the Île de France, region where the capital is located. They consider a range of NPIs such as remote working, school closure, case isolation, banning of social events, and senior isolation that study them as single or as portfolio of interventions. Each NPIs affects the contact matrices. The lockdown is for example modeled considering a complete removal of contacts in school, remote working at 70%, 90% of senior isolation, closure of all non essential activities but no case isolation. Fitting the model via a maximum likelihood approach to hospital admission data, the authors estimate an $R_0 = 3.18$ that was effectively reduced to 0.68 by the lockdown. Furthermore, estimates for the IFR are in between 0.7 – 1.2%. These figures are a bit higher than those mentioned above. It is important to stress how this paper focuses on one of the most afflicted region of France while the first considered the entire country thus averaging with areas less affected. A similar approach, though with a simpler compartmental structure and no fit with real data but a scenario analysis informed by observations from Wuhan, has been proposed also in Ref. [23]. The results, published at the end of March, indicate the impact of school closures and remote working on the mixing patterns, thus on the disease and the risks of lifting the restrictions too early. Authors of Ref. [93] consider instead the case of UK and study the impact of several NPIs such as school closure, social distancing, shielding, self-isolation and different portfolios of them on the burden of the disease. They use a simpler age-stratified SEIR model for each of the 187 counties in the UK and model the variation of the contact matrices induced by NPIs. Interestingly, the results show that moderate levels of interventions (i.e., school closure, self-isolation, or shielding) even in combination would not be enough to avoid exceeding healthcare capabilities. The authors suggest that only more strict measures, such as lockdown, implemented for shorter periods in a background of general social distancing might be enough to avoid crushing the health system.

Authors of Ref. [95] model different reopening scenarios after the first lockdown in London UK. In doing so, they extend the SEIR model to account for age-structure, contact matrices and other compartments such as asymptomatic, symptomatic and isolated infectious individuals. They study different scenarios: city wide extended lockdown, universal testing in a background of less stringent social distancing, shielding people 60+, universal testing and face coverings, universal testing isolation of cases and their contacts and face coverings during the lockdown. The model confirms also in this context how strategies that combine a range of NPIs are the most efficient and offer alternatives to extended lockdowns.

Two articles tackle the issue of herd immunity. Ref. [94] adopts an SEIR model with age structure and contact matrices fitted to the UK to investigate the feasibility of dynamic mitigation strategies that reduce the reproductive number in such a way to avoid overflowing the healthcare system. In other words, when the infections are decreasing some measures might be lifted until certain warning levels are reached. This implies the ability to modify the contact matrices as function of the disease progression. In doing so, hypothetically, the impact of the virus can be mitigated with less stringent measures. The authors show how, even in simple modeling settings, such dynamic mitigation strategies require an impractical balancing of several poorly defined indicators. It is important to notice how mitigation and not suppression was the initial strategy proposed by the government in mid March, before a drastic u-turn towards disease suppression induced by a tsunami of hospitalizations. Authors in Ref. [104] investigate the herd immunity threshold. This is the fraction of the population with immunity (either acquired through infection or vaccination) needed to avoid disease resurgence. In a homogeneously mixed population this fraction can be computed as $1 - 1/R_0$. Assuming a R_0 in the range of 2.5 the herd immunity would be reached at 60%. The authors show that this threshold can be as low as 42% considering heterogeneity in contact matrices and infection rates across age-brackets.

Finally, two articles studied NPIs in the context of African countries [99, 100]. Ref. [99] investigates possible explanations behind the relative lack of COVID-19 cases in sub-Saharan Africa. Using data and observations in Madagascar, which had a moderate peak in mid July, they considered three competing explanations: i) low case detection ii) epidemiological differences due to climate, younger population, lower population density and transportation infrastructure in rural areas iii) effective NPIs. Interestingly, the results, obtained via an age-stratified SEIR model, suggest that the epidemiological markers of COVID-19 are consistent with those observed in other countries and that the observed pattern is compatible with a low case detection, late case importation, and effective NPIs. Authors in Ref. [100] study the evolution of COVID-19 and the effects of different types of NPIs in three African countries selected from youngest to oldest average age: Niger, Nigeria, Mauritius. In doing so, they adopt an age-stratified SEIR model modifying some of the parameters to better match the African context. In particular, they shifted case severity and IFR to younger ages. The results show how general physical distancing and self-isolation of symptomatic individuals, although important, might not be enough to

contain the virus without lockdown levels. Furthermore, shielding of high risk people is key to avoid overflow of healthcare facilities.

Finally, one article investigates the possibility of waning immunity [105]. The compartmental structure follows the SEIRS archetype where recovered might lose immunity and move back to the susceptible compartment. The authors consider also the effects of NPIs by using time-varying transmission and mortality rates. Furthermore they introduce a compartment P to account for individuals that protect themselves from infection by adopting and complying with NPIs. They assume that susceptible move to this compartment with a time-varying rate which is fitted and move out with another time-varying parameter. The model is applied and fitted to the data from New York state. The results confirm the efficacy of the NPIs put in place and warn about the possibility of endemic infections in case of waning immunity.

4.3 Metapopulation models

Metapopulation models consider a number of sub-populations connected by means of human mobility. In doing so, the disease dynamics inside each patch (sub-population) follow a compartmental model like those described in the previous section, however sub-populations are now coupled by mobility flows. Thus, these types of models allow to capture the geo-spatial spreading of a disease which is defined by the dynamics within and across patches. In particular, metapopulation models can be represented as networks in which nodes describe sub-populations and links the mobility flows between them. The spreading of a virus is locally driven by the R_0 which is function of the reaction dynamics within each subpopulation. However, the global spreading is also dependent on the features of the mobility flows. This introduces another threshold typically called invasion threshold [145]. Considering explicitly the coupling between subpopulations allows to tackle broader set of questions respect to those amenable in single populations. What are the effects of national and international travel bans? When and from where the first cases have been imported? Local lockdowns are a good alternative respect to nation-wide measures? What is the chance of international importation of cases? What are the most affected sub-population and why? Furthermore, they allow to use importation and seeding events to estimate initially unknown epidemic parameters such as R_0 or the number of unascertained cases. These capabilities come with some costs. Access to mobility data and increase of computational complexity of the model are the two main aspects to consider. However, as we already saw data capturing historic as well as in near real time human mobility are readily available at different geographical scales and the use of compartmental models inside each subpopulation allows to scale up the models to hundreds of countries. On this point, it is important to mention how the definition of subpopulations is highly variable according to the data available or the goal of the research. They can describe neighborhoods of a city, cities, regions, countries etc.

The papers that used a metapopulation approach in the sample under investigation here cover several important angles such as the spatial heterogeneity of the pandemic due to local differences in the implementation of NPIs and/or features of population distributions [107, 115, 116], the first pandemic wave and the efficacy of the measures put in place [108–112, 120], and reopening scenarios [106, 113, 114, 117]. Let's dive in some details.

Ref. [116] proposes a metapopulation model in which subpopulations are the neighborhoods of the ten largest metropolitan areas in the USA. The 98 million people in these can interact within each node and/or visit a point of interest (POI) which might be a bar, hotel, gym etc.. The system is modeled as a bi-partite network in which the two types of nodes are neighborhoods and POI. The authors built the model leveraging hourly data extracted from mobile phone of users in the area (via SafeGraph). The data is used to construct the mobility flows and coupling in the system. The resolution of the data allows to factor in behavioral changes induced by the spreading of the virus. The model is fitted considering real data from the area under investigation. The model includes only three free parameters: i) transmission rates at POIs, ii) transmission rates in the neighborhoods and iii) the initial proportion of exposed individuals. The authors assume that disease dynamic follows a SEIR compartmental model. Interestingly, the transition from S to E in each neighborhood c_i is modeled as follows:

$$N(S_{c_i}(t) \rightarrow E_{c_i}(t), t) \sim Pois\left(\frac{S_{c_i}(t)}{N_{c_i}} \sum_{j=1}^n \lambda_{p_j}(t) \omega_{ij}(t)\right) + Binom(S_{c_i}(t), \lambda_{c_i}(t)) \quad (2)$$

where $\lambda_{p_j}(t)$ is the rate of infection in POI j , $\omega_{ij}(t)$ the number of individuals from neighborhood c_i visiting POI j at time t , and $\lambda_{c_i}(t)$ the infection rate in that neighborhood at time t . Note how the authors

divided the infection dynamics explicitly considering events taking place in POIs and within each census area. Notably, the rate of infection in each POI is written as $\lambda_{p_j}(t) = \beta_{p_j}(t) \frac{I_{p_j}(t)}{V_{p_j}(t)}$ where the denominator is the total number of visitors in j at each time and as usual β is the transmission rate. The authors provide an expression for this rate considering it a function of the disease (which is one of the parameter fitted), and the contacts within each POIs. The latter is modeled accounting for the physical area and the average time people spend there. The rate of infection in each neighborhood is modeled similarly via the force of infection. The results indicate that a small set of POIs are responsible for the large majority of infections. Full served restaurants and hotels are on the top of the list. Furthermore, the model suggests that reducing the time spent in POIs is more efficient than reducing the mobility across the board. The authors find also heterogeneity in terms of infection rates in disadvantaged socio-economic groups which are not able to reduce their mobility as others. In Ref. [115] authors built a metapopulation model for 3142 US counties. The mobility flows up to mid March are taken from the official statistics while those after are estimated from inter county mobility towards POIs from SafeGraph. In fact, historical data is far from representative when top-down and bottom-up behavioral changes started to take off. Interestingly, the infection dynamics are split between day and night time. The model, fitted from the epidemic data of the counties more affected, shows a large heterogeneity in terms of the reduction of the reproductive number across counties. Among several others, the different extent of NPIs implementation is an explaining factor. Ref. [107] uses detailed cases data from China to study the link between the shape of the epidemic curve and spatial features of cities. Interestingly, they found that the *peakedness* of the epidemic is affected by population aggregation and heterogeneity in such a way that crowded cities are affected by higher attack rates and longer epidemics. The observations can be explained by considering the hierarchical structure of social contacts which are stratified in households, neighborhoods, cities, prefectures etc. Densely populated areas have higher rates of connections across households hence, given a level of NPIs aimed to cut such contacts, more dense areas will retain more connections across subpopulations which will result in higher attack rates and longer epidemics. Authors of Ref. [108] develop a metapopulation model at the level of prefectures in China. In doing so, they use a range of datasets from Baidu to estimate mobility across subpopulations and contacts within them. The goal is to quantify the effects of NPIs in the country. Interestingly, the model suggests that without interventions the number of cases would have been 67-fold. Early detection and isolation of cases is more efficient than overall travel restrictions and social distancing. Similar results, data and models in the context of China have been obtained also in Refs. [109, 110]. Authors of Ref. [112] use the Global Epidemic and Mobility model¹⁰ to simulate the spreading of COVID-19 and quantify the impact of NPIs in Jordan. Details of the model are reported below. Ref. [111] studies the case of France, Poland and Spain dividing the countries in cells and adopting a cellular automata to model the transitions within and the movements between cells. By considering time-varying transmission and mobility rate the authors confirm the efficacy of the NPIs put in place in the countries, though they estimate a very large $R_0 = (8, 10.5)$. Ref. [117] tackles the issue of reopening strategies after the first wave in Europe. In doing so, they augment the mobility data reports from Google via much higher resolution mobility flows obtained considering CDRs (call details records) from Vodafone in Spain and Italy. In particular, they develop a linear model to rescale the data from Google considering CDRs to better capture key epidemiological behaviors. Using such augmentation process across all countries in Europe they built a metapopulation model at the NUTS3 resolution. The results indicate that a coordinated relaxation strategy is more beneficial than an uncoordinated approach. Interestingly, coordinated intermittent lockdowns are found to reduce by half the periods of stricter restrictions needed in case of isolated implementations. Ref. [113] investigates the reopening scenario in Italy. In doing so, they built a metapopulation model at the level of provinces. The mobility flows are taken from official statistics and are modified according to the estimate obtained and shared in Ref. [40]. The dataset will be described in more details below. Accounting for the NPIs put in place in Italy, they consider three values of β . The first two are constant across the country, the last is allowed to be region dependent. Using a hierarchical framework they fit the model to the epidemic data and then consider different reopening scenarios. The results show how an increase of 40% in the effective rate, after the lockdown, would be enough to induce a disease resurgence and that detecting and isolating around 5% of the daily exposed via aggressive testing would be enough to avoid a rebound of the disease even relaxing NPIs. Ref. [106] uses a metapopulation approach considering all counties of Ontario Canada. Mobility across subpopulation is estimated via a survey that mapped commuters in region. They consider different transmission rates according to the health status (asymptomatic, pre-symptomatic, symptomatic) and allow a variability across subpopulations. The model is fitted to the data

¹⁰<http://www.gleamviz.org>

and used to investigate different reopening approaches after the first wave. Interestingly, the results show that local reopening are better. As cost function they use the person days of closure and number of cases. They also observe that local measures might be better in the early stages of the epidemic if testing rates are high and the threshold that triggers them is set to be low. Authors of Ref. [114] propose a theoretical framework in which the transmission within, and reduction of mobility rates across, subpopulations of a metapopulation network are obtained solving an optimal control problem where a possible goal could be to avoid overflowing the healthcare system.

A subsets of papers use a metapopulation approach accounting also for the age-stratification and contact matrices within each subpopulation. In this group we find papers that evaluate the risks of importation of cases from China in the early phases of the pandemic [22], model the first wave [118, 120–122, 146] and investigate reopening scenarios [106, 119].

Ref. [22] is an emblematic example of the types of questions a metapopulation model can answer during the very uncertain initial phases of a pandemic. The authors used the Global Epidemic and Mobility model [147–150] to understand the risk of importations of cases from China, estimate key epidemiological parameters, and provide a more precise picture of the epidemic in the epicenter. The model is based on three layers. The first describes the population distribution. The world is divided into over 3200 subpopulations constructed using a Voronoi tessellation of the Earth’s surface. Subpopulations are centered around major transportation hubs (e.g., airports). They consist of cells with a resolution of 15×15 arc minutes (approximately 25×25 Km). The population is estimated via high resolution data [151]. The model accounts for other features of individual subpopulations, such as age specific contact patterns, health infrastructure if available [152]. The second layer describes the mobility flows across subpopulations. These are split in two: short-range (commuting patterns) and long-range (air transportation). The final layer is the epidemic layer which is a compartmental model applied to each subpopulation. The authors used an age-stratified SEIR model and adopted an Approximated Bayesian Computation to estimate the posterior distribution of R_0 given the observations of international case importation from China. In other words, the authors used the cases that were popping out around the world in the very early phase of the pandemic to define R_0 compatible with such observations. After fitting the model, the authors were also able to estimate the effects of NPIs on the pandemic. The results indicate a $R_0 = 2.57$ (CI 2.37-2.78) and suggest that the travel ban from/to Wuhan delayed the unfolding of the epidemic in China of only 3 – 5 days. More significant were the estimated effects internationally, though the model suggests an intense seeding that took place from Wuhan and other Chinese cities after the travel ban. The results also indicate that features of the disease and the air transportation network are such that a strong travel ban from/to China is not effective without sustained social distancing. It is important to note how a first draft of this paper was posted on medrxiv in mid of February 2020. At the moment the discussion outside China revolved around the possibility of containment, and on the risk of a global pandemic. The metapopulation approach and the real data used to feed it allowed the authors to provide a picture of the spatio-temporal diffusion and diffusion potential of the virus which at that time was still highly debated. A similar model, without long-range mobility, has been proposed to describe the first wave and the impact of NPIs in the metropolitan area of Santiago de Chile [118]. The model considers as subpopulation the municipalities of the capital of Chile and adopts data from mobile phones to estimate the mobility flows as well as their changes induced by NPIs. The model suggests that only the compound effects of subsequent measures was enough to suppress the epidemic. Furthermore, the results confirm how even in this country individuals from municipalities characterized by low Human Development Index (HDI) were not able to reduce their mobility as those living in high HDI locations. As result of these socio-economic factors poor areas registered higher cases and deaths. Authors of Ref. [121] built an age-structured metapopulation model for Sweden at the municipality level. In doing so, they adopt the radiation model to estimate the mobility between subpopulations [153] before and during the pandemic. They investigate different scenarios considering moderate to strong physical distancing. The results indicate that the scenario closer to the observation is the one with moderated physical distancing of people younger than 60, very strong distancing of those older than 60 as well as a general awareness and compliance to home isolation if symptomatic. Hence, this confirms how despite the lack of strict top-down NPIs respect to many other countries the Swedish population did change behavior. Unfortunately the health outcome was still much worse than other nordic countries which took a suppression rather than a mitigation approach. Ref. [122] proposes another age-stratified metapopulation model for Georgia state (USA). The authors consider the state divided in small cells ($100\text{m} \times 100\text{m}$) which are the nodes of the metapopulation system. Mobility is modeled considering a density function. The reduction of normal mobility due COVID-19 is estimated using the Facebook data. While typically metapopulation models consider mobility at the aggregated level of compartment (e.g.,

how many exposed from node i travel to node j), authors here consider individual based travels and infections. In doing so, they are able to study the role of super-spreaders events. The model, fitted to the epidemic data via Bayesian inference, indicates that 2% of cases are responsible for 20% of infections and that the reproductive number was reduced below the critical value after two weeks of the shelter in place order. Also, infected non-elderly might be about three times more infectious than elderly thus driving the super-spreading events. Authors in Ref. [120] introduce an age-stratified metapopulation model for Spain. By using an Markov chain approach the authors are able to derive analytical expressions for the reproductive number as function of different types of NPIs. Furthermore, they show how the model can be calibrated to reproduce the observed evolution of the pandemic in the country.

4.4 Statistical models

The approaches described above model the spreading of infectious diseases mechanistically. Real epidemiological data is then used to constrain the phase space of parameters. Statistical models use assumptions about the progression of the disease to write down mathematical expression linking, for example, the number of cases at time t with those at time $t - 1$. Statistical inference approaches are then used to determine the parameters modulating such relationships. A classic example is the statistical estimation of R_0 and/or R_t . While in compartmental models R_0 is estimated looking at the difference between observed cases/deaths and those simulated by the model, statistical approach target directly the data estimating the parameters necessary to match the expected mathematical evolution of cases/deaths.

These approaches have been applied to the COVID-19 pandemic to gather information about the key epidemiological parameters and quantify the effects of NPIs by looking at deviations from expected and/or initial trends [24, 46, 123–126, 128–133]. Let's dive into some details.

Ref. [24] uses a discrete renewal process to estimate R_t in 11 countries in Europe (Austria, Belgium, Denmark, France, Germany, Italy, Norway, Spain, Sweden, Switzerland, the UK) and the effects of NPIs of its evolution. The authors assume that the number of infections in a country m at time t can be written as:

$$c_{t,m} = \left(1 - \frac{\sum_{i=1}^{t-1} c_{i,m}}{N_m}\right) R_{t,m} \sum_{\tau=0}^{t-1} c_{\tau,m} g_{t-\tau} \quad (3)$$

where the first term on the r.h.s. estimates the fraction of the population still available for infection (not already immune, or removed), $R_{t,m}$ is the reproductive number regulating the growth of infections, and g is the generation distribution describing the time between being infected and infecting. Hence, the new number of infected individuals is function of how many have been infected in the past modulated by the generation distribution and the average number of infections each of these is able to produce. The authors consider six types of NPIs: school closures, self-isolation of symptomatic, banning of public events, partial or complete lockdown, social distancing, and any other government intervention. They then assume the effect of such interventions to be multiplicative and such that:

$$R_{t,m} = R_{0,m} \exp(-\sum_k \alpha_k \delta_{k,t,m} - \epsilon_m \delta_{t,m}) \quad (4)$$

where $\delta_{k,t,m}$ indicates whether each intervention k is in place, α_k is the effect of each intervention, ϵ_m is a country specific error term on the last intervention put in place by each country $\delta_{t,m}$. The parameters are fitted for all 11 countries in a single hierarchical model. The results show that the portfolio of measures put in place was enough to suppress the epidemic. Lockdowns are found to be the most significant NPIs in terms of variations to the R_t . Furthermore, the models suggest that across all those countries a 3–4% of the population has been infected up to early May. The same model, extended to consider more data such as hospitalizations and ICU patients, has been proposed for Slovenia [131]. The results suggest that the country has the smallest attack rate in Europe (0.3% of infected population) and point to an IFR of 1.56%. A similar model has been also applied to the case of Brazil [124]. The estimation of the R_t point to the fact that the measures put in place were not enough to suppress the spreading, but were able to mitigate it. The authors consider also genomic data to shed light on the start of the local epidemic. The results point to the fact that the majority of importations in the genomic sample are linked to Europe and the local spreading was in place before the implementation of travels bans. A model with the same approach has been also proposed in Ref. [133] to infer the effects of NPIs in 41 countries in Europe as well as in other continents. Interestingly the results show how across the board reduction of gatherings to ten or less, school closure and remote working had the largest impact on the reproductive number. A model based on a renewal process has been also proposed in Ref. [123].

Authors define the reproductive number at time t for country m as:

$$R_{t,m} = R_{0,m} \exp^{-\sum_k \alpha_k \delta_{k,t,m}} \quad (5)$$

where here the $\delta_{k,t,m}$ describes the mobility index linked to type of places k (e.g., retail and recreation, grocery and pharmacy, public transport, workplaces, home) at time t for country m estimated from the Google mobility reports, and α_k is the effects of movements and interactions in each type of place on the disease spreading. The model is applied to 11 European countries and confirms the importance of NPIs in the mitigation and suppression efforts. Interestingly, the model suggests that most significant variations in mobility are linked to groceries and pharmacies. However, variations of mobility to all categories of place are shown to be highly correlated with disease burden (measured in terms of deaths) with a delay of one month. Authors in Refs. [46, 125, 128, 130] adopt and/or extend the approach developed in [154, 155] to estimate R_t . This method is readily available in Python and R and is called *EpiEstim*. In short, the total number of infectious at time t can be written as $\Lambda_t(g_s) = \sum_{s=1}^t I_{t-s} g_s$ where, as above, g is the discrete serial distribution. The expected number of infected can be written as $E(I_t | I_0, I_1, \dots, I_{t-1}, g_s, R_t) = R_t \Lambda_t(g_s)$. Without going to the details, the approach assumes that the number of case is extracted from a Poisson distribution providing an expression linking the probability of observing a number of cases in a time window given the R_t . This allows to apply Bayesian inference from data having as target R_t . Ref. [46] applies the approach to data from 190 countries and estimates the effects of different NPIs. Interestingly they found social distancing to be the most efficient in reducing the reproductive number followed by mandatory masks. Furthermore, they confirm that a portfolio of measures is required to suppress the spreading. Similar results have been reported in Ref. [128] in the context of Hong Kong. Beside estimating the effects of NPIs the authors report also the result of three surveys which show high level of awareness and adoption of NPIs such as face mask and avoid crowded places. Finally, EpiEstim has been used also to model the impact of NPIs in several cities in China [125]. The results highlight the effectiveness of the aggressive NPIs strategy put in place and point to a very different confirmed case fatality ratio in Hubei and outside. In the epicenter of the pandemic it appears to be five times higher than outside. Authors in Ref. [127] adopt a state transfer matrix model, which similarly to compartmental models, to describe the different states of individuals that got in contact with the virus. Hence, this model could be classified as a compartmental model. However as it does not match directly any archetype I opted to add it to this category. The model is fitted to data from China, Iran, Italy and South Korea with the aim to characterize the impact of NPIs in those countries and project possible attack rates.

4.5 Agent-based models

Agent-based models push the mechanistic approach to its limit. In fact, they simulate the spreading of disease reproducing, to different extents, key aspects of the society where the disease is spreading. In particular, classic epidemiological agent-based models are based on a synthetic population that is built considering empirical socio-demographic features such as households sizes and compositions. A key aspect for the spreading of diseases are social contacts which are built accounting for socio-economic activities such as school, work places, and other types of activities. The nature of agent-based models requires a much wider range of data necessary to build the synthetic population and its interactions. The computational costs associated are also much more significative. A large body of literature has been devote to study the effects of considering real social contact networks on the spreading of infectious diseases [142, 143]. These agent-based models do not typically account for all societal details such as households, schools and work places. As such they are not typically used to make accurate predictions but rather to develop a better understanding of how the features of real contact networks might affect the unfolding of a virus. They have been used to quantify the effects of contact tracing, isolation, vaccination campaigns among other things.

In the sample of papers under review here, we find full fledged agent-based models used to model the COVID-19 and the effects of NPIs at the levels of countries, regions, or cities [63, 66, 134, 136, 137, 156]. We also find more theoretical approaches modeling particular aspects of NPIs such as different strategies for isolation [135, 138, 139].

Authors in Ref. [156] propose an agent-based model for France with the aim to understand the efficiency of different NPIs in the reopening phases after the first wave. This is a text book example of this category of models. The first important point to mention is the complexity of the approach which is exemplified by the number of parameters: 194 in total. The majority (140) are to describe the socio-demographic features of the french population, 33 are to model the contact networks, 21 to describe the features of

the virus. 192 were obtained either from the literature or from sensible assumptions. The two remaining, which describe the contamination risk per minute per m^2 of contact and the fraction of undiagnosed cases, have been fitted to mortality data. In the model households are assigned to a square grid. These are built considering a stratification which include age and gender to reproduce the french population. Furthermore, comorbidities (e.g., diabetes, obesity, different chronic diseases) are also taken into account. The contact network is built taking into consideration several types of interactions taking place at home, in school, work, as well as during other locations such as groceries. The construction of such synthetic population allows to model with high resolution several NPIs such as reopening of particular activities or isolation approaches. The results, which were published in July, paint quite a grim picture which unfortunately has been later confirmed: measures in place after the strict lockdown is lifted are not enough to avoid the overwhelming of the healthcare system. A similar approach has been proposed in Ref. [136]. The authors use high resolution data describing the movements and potential interactions of people in Boston. They build a multilayer synthetic population which model the socio-demographic features of Bostonians, their movements and possible interactions in different locations (i.e., households, workplaces, schools etc). The authors use the model to investigate the impact of different reopening scenarios. The results suggest that aggressive testing and household isolation could allow to reopen economic activities while keeping the health care facilities protected from overflow of cases. Ref. [137] presents an agent-based model for the metropolitan areas of New York and Seattle. They model is informed with mobile phone data collected from about 700,000 users by Cuebiqu. The authors, similar to what done for Boston, built a weighted layered network capturing interactions in the community, schools, work places, and households. Furthermore, they use foursquare data to identify POIs. The results show the impact of NPIs in the two cities, provide information about the risk of infection according to the type of locations visited and estimate the size of transmission chains. In the same line with what reported above, the results suggest that the large majority of infections (80%) are due to a small minority of individuals (27%). Despite the big role played by large social event, the authors found that work places, restaurants, and grocery stores are the main drivers of the observed patterns. Authors of Ref. [134] propose an agent-based model to study the spreading of COVID-19 in Hubei, Lombardy (Italy), and New York City. The model nicely show how the details can be adapted to the goal and data available. The authors built synthetic populations from n individuals stratified for age, comorbidities and assigned to a household. Contacts are divided in two category: inside and outside households. Contacts in different contexts than home are modeled via contact matrices. The free parameters are fitted to data using a Bayesian framework. The results show how the efficacy of NPIs aimed at limiting contacts across age brackets vary according to the location under study. This suggests how a one fit all strategy might not be optimal and measures should be tailored to the specific socio-demographic features of each populations. Authors in Ref. [66] use a network-based model where a representative sample of different cities interacts via a contact network. The authors model interactions within and across cities. These are modeled as clustered networks. Links inside each community are extracted from a configuration model. Links across communities assume an homogenous random graph. Connections between cities are built considering real data from Baidu. Since the units of the model are individuals, the number of travelers from city i and j are assigned randomly to nodes in i . These form a number of connections, which is the average in the system, with random nodes in j . The population is scaled down to reduce the computational costs. This model does not consider explicitly the stratification of individuals in households, school or work locations. The results obtained confirm the importance of NPIs in controlling the pandemic in China. Authors in Ref. [139] propose an agent-based framework where beside individuals, agents describe houses, business, government, and the health care system. Each type of agent is assigned with a set of features and enabled to take a set of actions. The framework allows for the implementation of a range of NPIs and measure the impact in terms of disease and economic burden.

5 Surveys

The seismic impact of COVID-19 on our society has dramatically boosted the study of non-pharmaceutical interventions via explicit observations: surveys. This methodology allows to gather ground truth data by asking specific questions to a sample of the population rather than inferring answers from proxy data. Hence, they are a powerful tool to understand and measure causal links. In the era of big-data surveys might look old fashion and surpassed. However they are still an invaluable approach to characterize complex processes. The sample size is typically an issue castings doubts about the external validity of the findings. However, modern technology and having a larger part of the population stuck at home in front of a screen due to lockdowns offered the opportunity to reach large numbers of participants quite

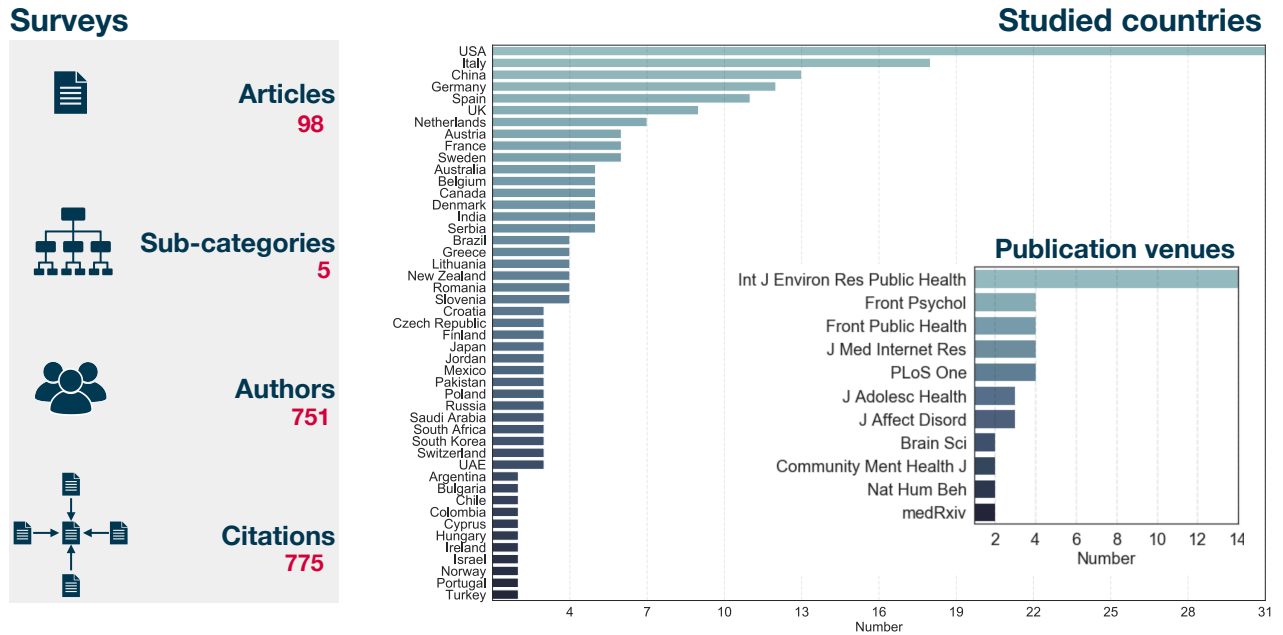


Figure 3: Total number of articles, sub-categories, authors, and citations of the papers in this category on the left. Note that these numbers are estimated from Semantic Scholar. On the right (main panel) histogram describing the number of countries subject of study in this category. On the right (in-set) most represented publication venues of the category. To improve visibility I am showing only countries featured at least in two studied and journals featuring at least two articles

easily.

Before diving into the observations and results of this large body of research, let me spend few words to characterize the subset. First of all, it is interesting to notice how the surveys have been answered by participants in 85 countries. While in the large majority of cases the survey targeted a specific country, four surveys were done in two countries, two in five, one was extended to participants in 59 countries. Second, the most represented country is USA, followed by Italy and China. This top three is not surprising. China was the epicenter of the pandemic. Italy was the first country in Europe to be affected by the virus. USA is a powerhouse of scientific production and one of the most affected countries in the pandemic. In Fig.3 I report a histogram considering, to improve the readability, just countries featured in more than one single study. All continents, except Antartica, are represented. Third, 41 countries are found in the affiliations of this group of papers. USA, Italy, China and the UK are at the top of the list. Fourth, the research has been published in 65 different journals (including 2 preprint in the medRxiv not yet published elsewhere). The most represented journals are *International Journal of Environmental Research and Public Health*, *Frontiers in Psychology*, *Frontiers in Public Health*, *PLoS ONE* and the *Journal of Medical Internet Research* (see Fig. 3). It is interesting to stress the diversity of the set of publication venues that ranges from *Nature Human Behavior* and *Science* to *Journal of Medical Internet Research* and *Seizure*. This, still limited sample, highlights the breadth of research on the subject. Finally, these papers have been written by more than 131 authors and, as of December 19th they received 192 citations. See Fig. 3 for more details.

5.1 Classification

After inspecting all the articles and considering their focus, I have assigned each survey to one of five categories. In particular:

1. **Health and wellbeing indicators:** surveys aimed at monitoring, measuring or access the impact of NPIs on health and wellbeing;

2. **Adoption and awareness of NPI:** surveys aimed characterizing the adoption of NPIs identifying the key factors influencing changes in behaviors;
3. **Changes in medical practice:** describes studies focused on accessing the impact of NPIs on patients and health care;
4. **Effects of NPI:** surveys set out to understand the impact of NPIs on a range of human activities;
5. **Contacts:** surveys aimed at quantifying the effects of NPIs on human contacts.

It is important to mention that similar topics will be found also in other types of study described in other sections. However, those don't rely on primary data collection methods but on data proxies. In other words, they use data that have been collected for other uses as proxy for behavioral markers. In Table 5.1 I report the full list of references organized according the taxonomy I have created. Furthermore, I have grouped the research considering the sample size and the country or countries from where the participants were recruited. Now, we are ready to dive into each subcategory.

5.2 Health and wellbeing indicators

This body of research aims to characterize the effects of NPIs on i) mental health, ii) health behaviors, and iii) patients. These constitute three subcategories. Let's discuss them in order.

It is interesting to notice the variety of angles and aspects covered in the surveys on mental health. In fact, they consider loneliness [163, 171, 173], domestic abuse [169], psychological mindset [26, 157–159, 162, 164, 165, 167, 168], as well as particular groups of the population studying the toll on frontline workers [160], students [172, 174], parents and children [161, 166, 170, 175]. Several common themes as well as some conflicting results emerged from this research. When it comes to loneliness age, gender, and perceived concerns about the pandemic appear to be important factors. In particular, younger individuals, especially female, reported a larger increase in loneliness respect to adults [173]. However, a direct comparison between participants in the 60 – 70 and 70+ age brackets show that the older group felt more lonely [171]. Hence, loneliness appears not to be a monotone function of age. Very young and older age classes are more affected by it. Furthermore, loneliness increases more for those reporting greater concerns about the pandemic. However, it is important to notice that while two surveys found an increase of loneliness during the first wave [171, 173], another reported no significant variations from January to April [163]. One survey focused on the effect of NPIs on domestic abuse [169]. The study considers a sample of 687 women living in Jordan contacted via Whatsapp. Tragically 40% reported same level of domestic abuse during the health emergency. Being unemployed and married were the most important features linked to abuse. In terms of psychological mindset of participants living under some type of NPIs country of residence, age, gender relationship status, living arrangements, income, and education are important factors [26, 157–159, 162, 165, 167, 168]. In fact, a study conducted by recruiting participants in 59 countries reports that socio-demographic features, having had symptoms, mobility restrictions, and having had issues transitioning to remote work or an increase of conflict at home explain around 20% of the variance in depression and anxiety [158]. Another survey estimates panic in 79% of participants and found being older than 30, educated, married, and living with a joint family to be predictors of it [159]. In contrast, a survey conducted in Serbia found that worry, fear, boredom, anger, and annoyance decreased in time during the first wave [165]. Adherence to NPIs and exposure to media were linked to positive effects on worry and fear. Similarly, a survey aimed at capturing the effect of NPIs on five factor personality traits found that during the crisis neuroticism went down [162]. The authors speculate that this trend is due to the progression of the pandemic rather than to peoples' personality.

The second subcategory describes surveys aimed at capturing the impact of NPIs on a range of health behaviors such as sleep, physical activity, sex, and substance use. Two studies on children noted how COVID-19 restrictions led to less physical activity and sleep disturbances but to more screen and sleeping time [176, 184]. The findings hint to a complex picture with some positive and negative effects of home confinement. Physical activity and changes in sleeping patterns have been reported also in the adult population [177–180, 185]. A sample of more than 9000 participants in the UK provides some hints about the magnitude of physical activity variation before and during the lockdown [178]. While 64% reported to have kept similar levels of activity, 25% did less and 11% increased. Overall, the surveys on the subject highlight high BMI, depression, health conditions, gender (being female), and high risk perception as features connected to larger decrease of physical activity [178, 179]. Being an essential worker negatively impacted lifestyle [185]. Social distancing and stay home orders affected also other health behaviors

Category	Subcategory	Sample size	Country and Reference
Health and wellbeing indicators	Mental Health and wellbeing	$N > 10^5$	Italy [157], 59 countries [158]
		$N > 10^3$	Bangladesh [159], China [160, 161], USA [162–164], Serbia [165]
		$N > 5 \times 10^2$	Canada [166], China [167], Ghana [168], Jordan [169], Italy [170], Russia and Belarus [26], USA [171–173]
		$N > 10^2$	USA [174]
		$N > 10$	Netherlands [175]
	Health Behaviors	$N > 10^3$	China [176], Spain [177], UK [178], USA [179–181]
		$N > 5 \times 10^2$	Australia [182], USA [183]
		$N > 10^2$	Spain [184, 185], USA [186]
	Effects on patients	$N > 10^3$	Germany [187]
		$N > 10^2$	Germany [188], Japan [189], Italy [190, 191]
		$N > 5$	Brazil [192], USA [193]
Adoption and awareness of NPI	NA	$N > 10^4$	Australia, Austria, France, Germany, Italy, New Zealand, UK, USA [194, 195], Japan [196]
		$N > 10^3$	China [197, 198], Germany [199], Jordan [200] India [201, 202], Saudi Arabia [203], Slovenia [204], New Zealand [205], Taiwan [206]; UK [178], USA [207–210]
		$N > 5 \times 10^2$	Serbia [211], Pakistan [212]
		$N > 10^2$	India [213], Pakistan [214], Saudi Arabia [215], South Korea [216], USA [217]
Changes in medical practice	Mental Health	$N > 10^3$	Austria [218]
		$N > 5 \times 10^2$	Italy [219], 29 countries [220]
		$N > 10^2$	Austria and Germany [221] India [222], USA [223]
		$N > 10$	Australia, Canada, Netherlands, UK, USA [224], Germany [225], Italy [226, 227]
	Oncology	$N > 10^2$	Italy [228]
		$N > 10$	Austria, Belgium, France, Germany, Italy, Luxembourg, Netherlands, Spain, Switzerland, USA [229]
	Other care	$N > 10^3$	USA [230]
		$N > 10^2$	China [231], Italy and Saudi Arabia [232]
		$N > 20$	UAE [233], USA [234]
Effect of NPIs	Leisure	$N > 10^3$	USA [235], Sweden [236], 12 countries [237], 24 countries [238]
		$N > 5 \times 10^2$	Sweden [239]
		$N > 10^2$	South Korea [240], Sweden [241], USA [242]
	Education	$N > 10^3$	China [243], Jordan [244], 32 countries [245]
	Mobility	$N > 10^3$	Germany [246], Denmark, Netherlands, Italy, Spain, UK [247]
	Consumption	$N > 10^3$	China [248]
		$N > 10^2$	Romania [249], Tunisia [250]
Contacts	NA	$N > 10^3$	China [251], UK [27]
		$N > 5 \times 10^2$	China [25]

Table 3: Summary of the surveys in the sample of papers. The first column describes the main topic of each survey, the second the subcategory, if any. The third the sample size. Note that for simplicity I have group them in brackets. The last column describes the country or countries focus of the survey and/or the location of the participants.

such as sex and substance use. Two surveys done in Australia and USA show how NPIs have led to drastic reduction of sex with occasional partners and an increase of porn consumption [182, 186]. Alcohol consumption, above the drinking limits, has reported to increase during NPIs [183]. Similarly, medicinal use of cannabis has increased among individuals with mental health conditions and 16% affirmed to have changed to route of administration shifting away from smoking [181].

The *tsunami* of COVID-19 cases that flooded health care facilities had a drastic impact also on patients affected by other conditions. Several surveys aimed at provide a better understanding of this unfortunate phenomenon. They considered patients affected by diabetes, cancer, ALS, hypertension, mental or substance abuse disorders [187–193]. Admittedly, the research focused on short term effects and on the shift towards telemedicine (i.e., remote care). A study conducted in Italy on diabetic patients revealed their good resilience and adaptation to technology [190]. However, a similar research done in Japan hints to a negative impact of reduced physical activity on glycemic control [189]. A cohort of patients affected by cancer in Germany showed levels of stress and anxiety similar to a control [188]. Drastic reduction of physical activity, with potentially detrimental effects, has been reported for adults with hypertension [192].

5.3 Adoption of NPIs

Several interesting themes emerge from the surveys aimed at understanding the factors driving the adoption of NPIs. First of all, across several countries and in different studies gender appears to be a key factor. In fact, female respondents are found more likely to perceive COVID-19 as a risk, agree and comply with NPIs [194, 196, 199, 211, 217]. Similar trends are observed for individuals with high level of education [199, 214]. Age again does not appear to be a monotonic function: very young and old individuals share similar trends. In fact, young adults have reported a smaller decrease in mobility and old individuals less compliance to NPIs (especially if male) [211, 217]. It is important to mention that age was not a relevant factor in a survey conducted in Germany [199]. The research points also to a big urban-rural divide and thus to the importance of socio-economic factors when it comes to compliance. In fact, several barriers to NPIs have been reported in peri-urban and rural areas in India [201, 202, 213]. Individuals living in urban settings report a better knowledge about COVID-19 and better opportunities to adopt hygienic behaviors. The country of residence also seems to play a role when it comes to the trust level towards media during the emergency which might influence adoption. A cohort in Jordan reported a positive influence, especially on the awareness levels [200]. However, a survey in Slovenia, done with 48 of the first confirmed case, points to low level of trust of the media and shows that perceived credibility of information linked to lower levels of negative emotional response and higher adherence to NPIs [204]. A survey conducted in South Korea compared the adoption of NPIs during COVID-19 with results obtained during the spread of MERS-CoV [216]. Interestingly social distancing and practicing other transmission reducing behaviors increased significantly during the COVID-19 pandemic. The subset of participants with a higher perception of risk was found to be more likely to adopt NPIs in both. Interestingly, several surveys confirm the expectation coming from the health belief model pointing to the fact that knowledge about the disease and perceived risks are predictors behavioral changes [197, 203, 205, 207, 213–215]. The adoption of face masks has been found to be negatively affected by perception of shortage in New Zealand [205], and positively influenced by national guidelines in the USA [210]. Ref. [195] analyzes the dataset collected from half millions of users that installed the platform for digital surveillance called *How We Feel*. The app collects a range of demographic, symptoms, and behavioral data such as use of masks and social distancing practices. Though the aim of the paper is to investigate whether the data collected can be used to estimate risk factors and exposure to the virus, it provides interesting insights about the behavior of the sample in terms of NPIs. The majority (61%) of users reported to have left home despite the stay at home orders. Only 19% of these attributed to work the reason to leave home. Of this subset of people that left home the majority reported to practice social distancing and wearing face masks. Though still a significant fraction did not. A minority of users reported that, despite testing positive, they went to work sometime without wearing a mask. Healthcare and essential workers were more likely to go to work after testing positive. Though, people who tested positive, reported a clear reduction of contacts respect to those that were untested or tested positive.

5.4 Changes on medical practice

How did medical practice change to cope with NPIs and COVID-19? A very interesting subset of surveys provides some answers from both patients and doctors. I have identified three subcategories which refer

to mental health, oncology and other medical specialties.

A survey among psychotherapists in Austria reveals that the decrease of face-to-face appointments was not necessarily linked to an increase of remote sessions [218]. Similarly, another in Italy reports the needs for more health care support [219]. Even more concerning are the results of a survey that pooled participants in 29 countries [220]. These are the caregivers of individuals with intellectual and developmental disabilities. The majority, 74%, reported that they lost access to at least one therapy. The majority nevertheless, 56%, was able to keep services though 36% reported to have lost healthcare provider. Across several surveys, telemedicine has been found to be useful [220, 222, 226]. Though, socio-economic disparities, linguistic disadvantage, and health issues have been reported as challenges of remote care. It is also interesting to notice the perception of telemedicine among practitioners [221, 223]. Rapid transitions towards it, reduce revenue and modification of communication linked to it have been reported as challenges [223]. Furthermore, the judgment of the transition appears to be function of the number of patients supported [221].

In the second subcategory we have two surveys dealing with changes in oncology care. The first used Whatsup to explore the topic covered in discussions between patients and doctors. The most common themes that emerged cover delays with care, queries about immunosuppression, and variation of lifestyle or activities [228]. The second survey was conducted in 21 oncological care institutions in 10 countries. Remote triage before visits was implemented by 90% of centers. Adoption of PPE was used across the board and only few clinical instrumental examination were performed. Telemedicine was adopted by 76% and separated pathways for COVID-19 positive and negative patients were put in place. Return to work policies required a negative test in 76% of centers.

In the third and final subcategory we find surveys targeting both patients and practitioners in a variety of specializations. From remote management of geriatric patients with heart conditions [231] and the effects of NPIs on transplant recipients/donors [232] to the changes adopted by several hospitals in academic centers [234], hearing and emergency care [230, 233]. Overall the observations on patients point to the interim efficacy of telemedicine and to high level of awareness about the risk of infection. The findings on medical practices highlight the drastic changes and adaption put in place to cope with the pandemic. Marked reduction of in person visits, stockpile of PPE and use of respiratory isolation units have been reported. Remarkably, in one study 46% of practitioners reported examples of non-COVID-19 diagnoses in patients admitted for COVID-19 evaluation and vice versa highlighting the challenges induced by the virus to the health care system [234].

5.5 Effect of NPIs

This group of surveys captures the impact of NPIs of a range of human activities such as i) leisure, ii) education, iii) mobility, and iv) consumption.

Due to social distancing, travel limitation, and stay home orders the possibility for leisure has been dramatically reduced. A survey done in a cohort of around 4500 participants in 25 countries investigate the impact on bird watchers [238]. A large majority, 85%, changed behavior reducing traveling and targeting local spots. They reported also a significant change in social interactions. The increase of time spent inside has induced variations in the locations selected when going outside [237]. Walking paths have been changed to include urban gardens, tree lined streets and traveling by car in green areas. In others words, the confinement has boosted the interest and value of nature. The stop of many sport events and leagues has impacted also gambling [239]. While sport gambling has dropped, the attention has been shifted towards other forms. The gambling habits of the majority of 2000 respondent to another survey reported did not report a change in gambling habit [236]. However, the minority that did was affected by gambling problems and reported an increase in alcohol consumption. The toll of NPIs on sport activities has been quite significant for elite athletes [241, 242]. Level of stress and anxiety have been observed, especially among women, and linked to worries about the future of the sport. A survey conducted in South Korea links the tendencies towards keeping practicing sport with the perception of risk and worry about getting infected [240]. Age and the type of sport were found to play a modulating role.

Educational activities have been also altered. Like in many other sectors the need for physical distancing required drastic shifts in the delivery of classes as well as on research production. A survey conducted in China extended to parents, students and teachers point to the fact that while online teaching was positively valued, parents and teachers were found to be more concerned about the possible side effects [243]. A survey delivered in a cohort of students in Jordan aimed to understand the impact of remote learning and in particular on online exams [244]. A sizable fraction of students (32%) reported more stress linked to this exam mode. Navigation of questions and technical issues were reported to be main drivers of

stress. Furthermore, online exams appeared to affect negatively eating habits, sleep, physical activity and led to increase in smoking. A study conducted on principal investigators in USA and Europe, point how NPIs, despite the reduction of activities outside home, have reduced the time spent doing research especially for female scientists, those in experimental fields and with young children [245].

As we will see in more details later, one of the most explored aspect of non-pharmaceutical interventions is mobility. Beside the interest in the way population adapted movements/travels, characterizing variations in mobility is key to model the spreading of the virus. As result, we will speak about NPIs and mobility in several sections. Though the aim will be the same, what changes is the methodology used to characterize changes in mobility. Here, we report two studies done with cohort of 2000 individuals in Germany [246] and more than 1000 people in five European countries [247]. In both cases, smartphone apps were used to collected information about mobility (distance travelled, steps count) as well as other indicators (heart rate, sleep duration, bedtime, social app use). The results point to a drastic reduction of distance travelled (more than half in the lockdown period) [246]. The reduction did not cease immediately after the end of lockdown. Age and gender groups behaved similarly, reporting a consistent relative variation respect to pre lockdown period. Reduction of steps and increase homestay have been reported also outside Germany [247]. Furthermore, use of phone and social media apps have increased. Consistently with what mentioned above, sleeping patterns have been altered. More sleep and later bed time have been reported [247].

5.6 Contacts

NPIs are designed to reduce transmission chains. Hence, several targeted directly or indirectly social contacts. Different surveys have been designed and deployed to capture the effect of NPIs on contacts and thus estimating the impact on the disease spreading. A survey conducted in Wuhan and Shanghai during the outbreak revealed a reduction of factor 7 – 8 of social contacts [25]. Using this data together with information about contact tracing the authors estimated, via an epidemic model, this reduction was enough to contain the spreading. Another survey conducted, considering also data after the end of the lockdown in China, shows that the relaxation of NPIs brought an 5 – 17% increase in social contacts which are anyway 3 – 7 times lower than pre-pandemic values and still below the levels associated to disease resurgence. A similar study conducted during the lockdown in the UK report a consistent, though smaller, reduction contacts (a factor 4) [27]. Nevertheless the change was enough to push the R_0 below the critical threshold of one.

6 Comments and/or perspectives

A significative fraction of the sample can be classified as comments and/or perspectives. Here researchers reflect on future challenges, point out opportunities, summarize findings and approaches developed in the fight against COVID-19. In doing so, they do not necessarily present new analysis or findings. Rather, the goal is to highlight key aspects, draw the attention to specific points, critically discuss evidence, questions assumptions as experts in the field.

Before summarizing this body of work, let me spend few words to provide a general description of it. While the large majority of articles provide a general outlook to a specific topic, some draw from a specific context. In fact, we find 6 comments focused from observations in USA [252–257], 3 in Italy [258–260], 2 in Canada [261, 262] and the UK [263, 264]. We have then articles that focus on Africa [265], China [266], Ethiopia [267], France [259], Poland [268], Taiwan [269], Vietnam [270], South Korea [271] and Singapore [272]. Comments and perspectives have been written by researchers with affiliations in 36 (see Fig. 4). The most represented countries are USA, UK, and Italy. Finally, this research has been published in 50 journals (including one preprint in medrxiv). Really a wide range of publication avenues ranging from journals focusing on pediatric psychology to interdisciplinary journals such as *Science Advances*. The most representative journals, each with two comments/perspectives, are *BMC Medicine*, *Journal of Addiction Medicine*, *Journal of Travel Medicine* and *Science*. These papers have been written by more than 420 authors and received more than 1049 citations. A median of 4 citations per article.

6.1 Classification

Considering their topics, comments and/or perspectives can be classified in five categories (see Table 6.1):

Comments/perspectives



Authors' country from affiliations

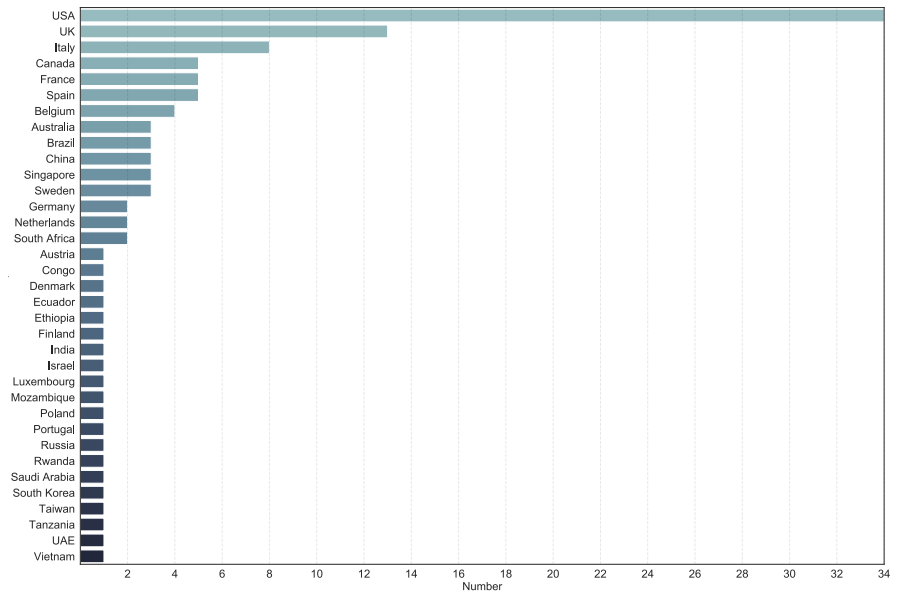


Figure 4: Total number of authors and citations of the papers in this category on the left. Note that these numbers are estimated from Semantic Scholar. On the right histogram describing the number of countries considering authors' affiliations.

1. **Change to medical practice:** describe articles that analyze challenges and changes to medical procedures made necessary by NPIs;
2. **modeling:** refers to comments and/or perspectives discussing different aspects, challenges, approaches, and opportunities to model the unfolding of COVID-19;
3. **Effect of NPIs:** captures articles reflecting on the changes induced by NPIs on a range of activities;
4. **Lifting NPIs:** describes the set of articles about different strategies and challenges to tackle when relaxing NPIs;
5. **Success stories:** describes comments and/or perspectives about lessons learnt in countries that manage to successfully suppress COVID-19;

6.2 Change to medical practice

This is the largest group of comments and/or perspectives. We find articles focused on a range of medical specialities: mental health care [253, 256, 260, 272–274], emergency care [275, 276], substance abuse [252, 262, 277–279], oncological care [263, 280], health care practices [254, 258, 261, 281–283], pediatric care [282, 284], and other care [255, 259, 267, 285–287].

Ref. [256] draws on the experience developed when counseling patients suffering from anxiety disorders in one of the worst hit region in the USA during the first wave: New York City. The observations highlight how the changes in behaviors induced by NPIs shifted the sense of familiarity, predictability or daily activities towards the unknown and drastically limited social support. The variation of ordinary routine is linked to increase distress. Social support, which is one of the key pillars of well-being, has been also challenged by the closure of activities, and social distancing. The article calls for establishing new routines and to make efforts to keep high level of social engagements. Authors in Ref. [274] reflect on the challenges linked to mental health care delivery in the context of social distancing. While the needs to move a portion of the services remotely are clear, the authors call a for diversification of the offer that includes in-person visits for patients that might lack the technology required for tele-health,

Category	Topic and references
Change to medical practice	Mental health care [253, 256, 260, 272–274]; Emergency care [275, 276]; Substance abuse [252, 262, 277–279]; Oncological care [263, 280] Health care practices [254, 258, 261, 281–283]; Pediatric care [282, 284] Other care [255, 259, 267, 285–287]
Modeling	modeling approaches [28, 264, 288–292]; Transmission dynamics [293–297] Mobile phone data [29]; R_t estimation [257]
Effect of NPIs	Effects on: children [30, 298]; education [268, 299]; gambling [300] other diseases [266]; the environment [301, 302]; food consumption [303]; corporate world [304]; porn consumption [305]
Lifting NPIs	African context [265]; Vietnamese context [270]; Preventing second wave [306] Effects on children back to school [307]
Success story	South Korea [271], Taiwan [269]

Table 4: Summary of the comments and/or perspective in the sample. The first column describes the category of each article in this group. The second, the topics and references

digital interventions, community outreach, family support and national warm lines. Authors in Ref. [276] tackle the practical issues of social distancing in the challenging context of emergency departments. A wide range of standard procedures and workflows have been drastically changed to limit the changes of transmission between patients and health workers. Authors in Ref. [277] highlight the opportunities of digital phenotyping via smartphones to reduce the limitations induced by NPIs during the pandemic in substance abuse care. The authors point to the use of such technology, which can be used at scale, for early detection of possible issues thus targeting the limited resources and reducing risks. In the context of oncologic care (in particular pancreatic cancer) Ref. [263] presents a discussion of the variations put in place by UK clinicians. The article, recommends for prioritization of specific treatments, strategies to postpone surgical procedures, and for approaches that limit hospital visits. Ref. [258] proposes a set of measures in hospitals to reduce the risks of infection in patients and health workers. Authors call for aggressive and periodic testing of practitioners, use of appropriate PPE and air filtering systems, suspensions of surgical training and experimental treatments among other things. Authors in Ref. [282] discuss the changes to care in pediatric settings. They acknowledge the key role of telemedicine, discuss the opportunities, barriers, and call for future research aimed at characterize the possible short and long term effects of this change in care. Finally, Ref. [267] describes the effects of NPIs on veteran care in the USA. Thanks to the efforts already in place, the transition to telemedicine in this context has been reported to be quick and efficient. Nevertheless, also in this case, the authors call for future studies aimed at measuring the short and long term effects of such variation in care especially in mental health.

6.3 Modeling

Several comments and/or perspectives focus on different aspects of modeling COVID-19 dynamics and NPIs. In particular, we find articles discussing epidemic modeling efforts [28, 264, 288–292], analyzing known and unknowns of transmission dynamics [293–297], presenting opportunities to model and control the spreading of COVID-19 enabled by novel data streams such as mobile phone data [29], and discussing the challenges in R_t estimation [257].

Ref. [290] discusses the main challenges in developing epidemic models for COVID-19. From highlighting the differences between “peace” and “war” modeling due to lack of data and a fluid landscape of knowledge about the virus under study in the middle of a pandemic, to the importance and challenges of considering super-spreading events. Authors in Ref. [291] reflect on the key role played by predictive modeling in the emergency stressing the wide range of methodologies that have been put in place as well as the key challenges ahead to develop standard metrics to measure their performance. Authors in Ref. [293] provide an overview of the *engines* responsible for the spreading of SARS-CoV-2. Contacts in households, presence of asymptomatic and pre-symptomatic transmission as well as super-spreading events are considered as key factors. The importance of understanding and capturing super-spreading events to accurately model and suppress COVID-19 is also matter of discussion in Ref. [295]. Ref. [29] discusses the opportunities and challenges offered by mobile phone data to inform, guide, and help designing NPIs policies during the different phases of a pandemic. In the early phases, mobile phone data can be fundamental to help standard surveillance efforts aimed at fast detection of cases and possible

exposed contacts. During the exponential growth phase, when the shields of NPIs are lifted as response, mobile phone data can be crucial to monitor mobility reduction at the population level thus quantifying the effectiveness of the measures as well as to inform realistic epidemic models (as we saw in previous sections). After the peak, this type of data can be crucial to help contact tracing, identify with the help of epidemic models risks of hotspots of local disease resurgence. While these opportunities are real and they come with serious challenges. In fact, the authors note how the lack of a widespread use of this data as a go-to tool to face epidemic spreading is linked to several problems. Lack of a “digital mindset” of key institutions, reluctance of corporations collecting the data to share it, privacy concerns, the “academic mindset” which often does not allow to formulate solutions in relevant actionable terms, remain challenges for to tackle in the future. Finally, as we saw in the section about statistical epidemic model, the estimation of R_t is a classic approach to characterize the unfolding of infectious diseases. The authors of Ref. [257] discuss several methods and, by using synthetic data, present possible practical challenges that might bias the results. Interestingly, they suggest the adoption of EpiEstim (which we discussed above) and recommend against other methods which either use data after the time t (so can be used only retrospectively) or are prone to biased estimates if the underlying assumptions do not hold.

6.4 Effect of NPIs

This category captures comments and/or perspectives discussing the effects of non-pharmaceutical interventions on specific groups such as children [30, 298], on education [268, 299] or other activities such as gambling [300] and food [303], on other diseases [266], the environment [301, 302], the corporate world [304] and porn consumption [305].

Ref. [298] discusses the issues children face while confined at home during lockdowns. The authors suggest parenting strategies that structure the day in a set of activities with assigned roles and adopt technology to keep them socially connected. Authors in Ref. [30] highlight the behavioral and emotional disorders in children as result of the pandemic. Ref. [268] addresses the effectiveness of e-learning for medical students. The observations from a cohort of students in Poland showcase the effectiveness of the technology that allows to meet several learning outcomes but point out the limitations to reach others linked to practical skill development which is key for doctors. Authors of Ref. [303] reflect on the effects of NPIs, in particular those that increase the time spent at home and limit physical activities, on food consumption. The authors introduce the concept of *covibesity* to highlight the possible negative consequences of home confinement: increase of take away orders, food and alcohol consumption. They also reflect on the marketing shifts of the food industry which has leveraged the increased time spent online boosting online advertising in particular for children. Authors in Ref. [266] discuss how the strict NPIs put in place in China have also reduced the burden of influenza. In fact, social distancing and increase hygiene are key factors which might interrupt transmission chains of a range of viruses beside COVID-19. Ref. [301] highlights one of the silverlining of NPIs put in place to curb the spreading of COVID-19: global reduction of mobility and thus a much smaller fingerprint on the environment. The authors point to the fact that positive change to the environment are proven to be possible and hope for behavioral changes in this direction even after the end of the pandemic. Ref. [304] discusses the reaction of leadership in the corporate world to systemic crises such as COVID-19. The results from interviews and observations highlight how in crisis times leaders tend to be guided by compassion and how the scale of the crisis might help leaders to question what really matters which might help them to better capture the ethos of the company. Finally Ref. [305] reflects on the increase in porn consumption due to NPIs, the possible negative effects associated with it and call for future studies investigating this phenomenon.

6.5 Lifting NPIs

Four articles provide a perspective about the relaxation of NPIs in different countries and contexts [265, 270], reflecting on the risks of a second wave [306], and on the challenges children going back to school after a long period of isolation face [307].

Ref. [265] details the challenges faced by African countries when relaxing NPIs. In fact, the limited resources and the specific contexts of each country in the continent might impede adequate testing, contact tracing, and adoption of NPIs to avoid a rebound of infections. The authors warn about the grim consequences of other COVID-19 waves and call for efforts similar to those in place to fight HIV, TB, and malaria. Authors in Ref. [306] discuss the differences between mitigation and suppression which we have presented above. They argue that suppression approaches based on lockdowns are to be preferred to mitigation strategies and how they might provide the time necessary to build up the testing

and contact tracing infrastructure to avoid disease resurgence. The article published in July warned about the lack of such infrastructure despite the relaxation of measures in most countries and how this might lead to a second wave. The warning unfortunately manifested to be a well poised concern.

6.6 Success stories

While most of the countries in the world have not met the challenges posed by COVID-19 and saw multiple significant waves of infection as well as lockdowns, few managed to suppress the virus effectively. South Korea and Taiwan are examples. Their experience and lessons learnt have been focus in two perspectives [269, 271]. In both cases the strategy revolved on early actions, rapid development of testing capabilities, aggressive contact tracing, social distancing and high adoption of face masks.

7 Quantifying the effects on NPIs

Non-pharmaceutical interventions are not a monolith. By now it should be clear how they refer to a wide range of measures. A first binary classification can be used to split them according to whether they emerge bottom-up as voluntary reactions of the population or whether they are pushed top-down by authorities. In the first class, we find spontaneous use of face covering, increased hygiene, changes of diet, avoidance of transportation, social gatherings and more in general social distancing. In the second we find border closures, travel constraints, school closures, curfews, lockdowns, stay at home orders, the mandate use of face covering among others. While we were quite familiar with the first type, for example during a particularly aggressive seasonal flu, the second, often draconian, measures came as a surprise for many since they are real social and economical *nuclear options*. It is important to mention how in reality the difference between the two is not a clear cut and, in a complex landscape as the COVID-19 emergency, they might be concurrent. Furthermore, the spatio-temporal unfolding of the virus, the sequence of events, economic and social pressure, political ideologies, and past experiences with similar health emergencies induced high level of heterogeneities in the response, visible not only across but within countries. As mentioned above, while Italy was shutting down in an unprecedented national lockdown, the UK was opting for a mitigation strategy (to develop herd immunity) rather than acting to suppress the virus. The subsequent wave of hospitalizations and deaths forced a u-turn. New Zealand, Singapore, Taiwan, Vietnam, and South Korea are all countries that acted early and aggressively. Many of them did not even had the luxury of being affected later respect to others.

The articles in this section aim to understand, measure and quantify the efficacy of different NPIs in the mitigation/suppression of COVID-19. Some investigate their impact on the unfolding of COVID-19. Others focus on a range of behaviors beside those directly targeted by the interventions, variations induced on medical practice, and financial markets (see Table 7.1). It is important to mention how a large part of the first subgroup could be also classified as epidemic models. In fact, some measure the evolution of R_t and others use compartmental models. These papers however aim at singling out the impact on NPIs on the spreading, thus I thought to highlight them here.

As usual, before diving in the research, let me say few words about the sample of papers. They report analysis and observations from 149 countries. In fact, while many of them focus on a particular country, others consider a wide range of them. USA, China and Italy are again at the top of the list (see Fig. 5). The 405 authors of the articles in this category are affiliated with institutions from 27 countries. USA, China, and the UK are the most represented. Furthermore, the research has been published in 32 journals ranging from *PNAS* and *Nature Human behavior* to *Lancet Oncology* and *JAMA*. The most represented journals are the *International Journal of Environmental Research and Public Health* and *Science*. As of December 19th these paper received 2126 citations.

7.1 Classification

The sample of papers studying the impact of NPIs can be further classified in three main categories:

1. **Effects on spreading:** describes papers that quantify the impact of NPIs on COVID-19 spreading;
2. **Effects on behaviors:** describes articles aiming to characterize how NPIs have affected a range of behaviors and activities;
3. **Effects on medical practice:** describes research efforts quantifying the impact of NPIs on health care

Quantifying the effects of NPIs

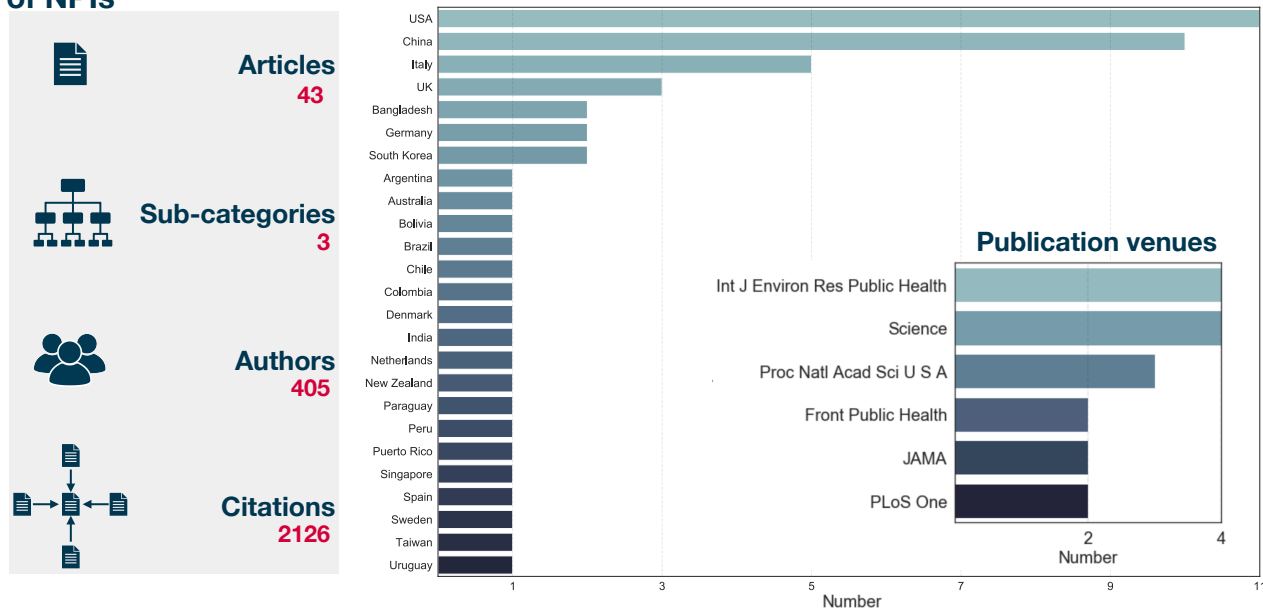


Figure 5: Total number of authors and citations of the papers in this category on the left. Note that these numbers are estimated from Semantic Scholar. On the right (top) histogram describing the number of countries subject of study in this category. Note how I have removed from the count, few papers that studied hundreds of countries as I could not find machine readable lists. On the right (bottom) most represented publication venues of the category. To improve visibility I am showing only journals featuring at least two articles.

Let's dive into the details.

7.2 Effects on spreading

These articles study the impact on the unfolding of the disease focusing on the measures adopted in a specific country [31–33, 308–312, 314, 316–319, 321–326], proposing multi country analyses [315, 328–332], and characterizing the effects of NPIs on other diseases [313, 320, 327].

Ref. [309] studies the impact of travel bans in Australia from China. In doing so, authors use historical data describing the mobility flows from China to Australia, the evolution of the epidemic in China and developed an age-structured SIER-like model to describe the unfolding of the local pandemic given importations from the epicenter of the outbreak. The analysis of the initial phases of the spread suggests that the travel ban has been effective in reducing the number of infected seeds coming in the country which might have resulted in faster local growth of cases. Authors of Ref. [311] use publicly available data to create a database capturing 1407 transmission pairs outside Hubei province. These describe the onset of symptoms and, for about half, the social relationships, infector and infectee pairs in the first month of the emergency. The analysis of the data suggests how the implementation of NPIs was key to shorten the serial interval from 7.8 days, in the early phases of the spreading, to 2.2 days. As more cases were promptly identified and isolated the opportunities for the virus to start new infection chains decreased drastically. From a methodological stand point the authors suggest the use of time-varying estimates of serial interval in the computation of key epidemic indicators such as the reproductive number to avoid biased results. In Ref. [32] authors analyzed the features of 32,583 cases in Wuhan. They considered as set of features such as socio-demographic, occupation and severity of illness. Their analysis confirms the strong impact of NPIs which in about two months were able to bring the reproductive from values above 3 to values well below one. Health workers have been affected at higher rates respect to the general population (more than 3 times), and the portion of the severe cases drastically reduced from 50% the initial phases to 10% over the intervention period. Authors in Ref. [314] study more than

Subcategory	Country and references
Effects on spreading	Argentina, Bolivia, Brazil, Chile, Colombia, Paraguay, Peru, and Uruguay [308]; Australia [309] Bangladesh [310]; China [31–33, 311–314]; China, Germany, India, Italy, Singapore, South Korea, Spain, UK, USA [315]; Italy [316, 317]; New Zealand [318]; Puerto Rico [319]; South Korea [320]; Taiwan [321]; USA [322–327]; 44 countries [328]; 53 countries [329]; 56 countries [330]; 142 countries [331]; 149 countries [332]
Effects on behaviors	China [333]; China, Italy [334]; Denmark, Sweden [335]; Germany [336] USA [337–340]; 20 countries [341]; 67 countries [342]
Effects on medical practice	Italy [343]; Netherlands [344]; UK [345, 346]

Table 5: Summary of the articles aimed at measuring the effects of NPIs. The left column describes the main categories in this group of articles.

1000 infected individuals and their close contacts (more than 15,000). The dataset captures almost 20,000 exposure events in Hunan (China) from mid January to early April 2020. The primary infections have been identified by the surveillance network, their closed contacts have been followed for at least two weeks and some of them were tested if developed symptoms before February 7. After this data all contacts were required to be tested even if asymptomatic. The authors studied the transmission risks according to the type (i.e., household, social, community, family, healthcare), duration, timing of exposure and as function of the NPIs put in place. By using a logistic regression model they find that household contacts are the most risky type of exposures. Extended family, social and community contacts followed. Interestingly, contacts in healthcare settings have been found to have the lowest risk, hinting to the efficacy of protective equipment and measures put place in those settings. The results show that the effects of NPIs varies as function of the type of contact. In fact, the lockdown increased household contacts increasing the risk for further transmission at home. The same measure instead drastically reduced community and social contacts. Longer exposures increase the risk of infection and transmission risk was found to be higher around the time of first symptoms. Children were confirmed to be less susceptible than individual with age between 26 and 64. People older than 65 was found significantly more susceptible. The data allowed the authors to study serial intervals and the impact of NPIs on their distribution. Consistently with other observations, the serial interval decreased from 7.3 days for individuals isolated more than 6 days after symptoms to 1.7 days for those isolated 2 days after showing signs of the disease. Interestingly, the authors are able to describe the type of case detection (passive or active surveillance) as the pandemic unfolded and NPIs strategies adapted. While in the early phases (before Jan 27) about 80% of cases were detected and isolated only after showing symptoms, thus via passive surveillance, with a median time from onset to isolation of more than 5 days, after the 4th of February this time difference become negative (-0.1 days) thanks to active contact tracing. This clearly shows the key role of aggressive testing and tracing strategies to reduce the chances of further transmission. Ref. [31] uses real-time mobility data, case and travel history across China to assess the impact of NPIs in the country. The authors show how in the early phases the spatial distribution of cases is captured by and highly correlated with mobility data. The correlation drops significantly soon as after the implementation of NPIs (in particular travel restrictions). The results point also to clear decrease in the serial distribution showing the impact of strict surveillance and highlighting the effectiveness of the implemented measures to suppress the spreading of COVID-19. Ref. [33] analyze epidemic and mobility data across China to describe the impact and effect of NPIs during the first 50 days of the pandemic. The mobility data was constructed aggregating information from location-based services (mobile apps), migration and Baidu datasets. The authors use a linear regression model to link the arrival of cases in other cities with the travel bans in Wuhan. The results show a very high correlation (0.98) and that cities with larger populations and more connected with Wuhan had earlier importations. The authors build also a linear regression model the link between the timing and type of NPIs implemented in 296 cities and the number of cases in the first week of local outbreak. The results suggest how cities that acted early had a lower burden and that stopping intracity transportation, entertainment venues, and banning public gatherings are the NPIs more associated with reductions in cases. Interestingly, the results show also that the cordon sanitaire in Wuhan, though important for the suppression of the disease, induced

only a delay of about 3 days in the arrival of the disease in other cities. Ref. [312] uses detailed data from contact tracing in China to estimate the transmission patterns in households settings. The results suggest higher infectivity during the pre-symptomatic phase, higher susceptibility for people 60+, and highlight the importance of case isolation and aggressive contact tracing of close contacts. Similar conclusions have been drawn in the context Vó, a small municipality in Veneto (Italy) [317]. The city has been the first to report a confirmed COVID-19 death in Italian soil and was one of the first hotspots of the pandemic in the country. The authors conducted two surveys collecting demographic, clinical, and contact network information as well as testing the presence of infection in a large fraction of the population (85.9% and 71.5% respectively). The results show how when the lockdown was put in place (first survey) the prevalence was about 1%. After the lockdown (second survey) the prevalence was slightly smaller than 3%. Remarkably, about 42% of cases were asymptomatic. The results informed the local policy makers and, due to the high number of asymptomatic, testing has been conducted to all contacts of positive individuals in the region of Veneto. This approach has been critical to suppress effectively the virus during the first wave. Authors in Ref. [318] present an analysis of all confirmed cases in New Zealand. The country is often considered as one of the models for COVID-19 suppression. In fact, the early and strong implementation of NPIs has resulted in (almost) disease elimination. The authors study a range of features for each subject: demographic, health outcomes, transmission patterns, serial intervals, and testing coverage across the different phases of the response. The results show how the implementation of NPIs reduced the serial intervals and isolation times. Testing increased across time and the response has shown to limit disparities across socio-economic groups. Ref. [319] presents the analysis of NPIs in the context of Puerto Rico. The results, which focused on the initial phases of the outbreak, suggest an high efficacy of the measures. The authors estimate that without interventions the death toll could have been three times higher. Authors of Ref. [322] study the differences of disease burden across US States linking them with the heterogenous implementation and adoption of NPIs. In doing so, they included a wide range of correlates such as population density, fraction of population above 65+, life expectancy, years of schooling, income, vaccination rate and testing rates. Furthermore, they adopted two indexes proxies of the tendency of each subpopulation to adopt measures which might benefit the community and the tendency to follow rules. Though in the USA NPIs widely varied across states the authors identified five which are the most adopted: declaration of state-emergency, limit size of social gatherings, school closure, strict restaurant operations, and stay at home orders. In the early phases of the pandemic lower density and higher vaccination rates were significantly associated with slower growth rates. Restricting restaurant was the only variable predictive of doubling time. However, the authors note how states that implemented more actions earlier have been more effective in reducing the growth. In Ref. [323] authors use an econometric approach to correlate policies, informations about the spreading, behavioral changes measured as variation in mobility from the Google mobility reports, with disease progression in the USA. The findings confirm both top-down and bottom-up NPIs had an impact in the mitigation effort. Ref. [324] presents a statistical analysis of the effect of school closures on the progression of the disease in the USA. In doing so, they consider a range of covariates such as other NPIs, demographic and socio-economic informations. The results show that closures of school were linked, temporally, with a reduced disease burden measured both in terms of cases and deaths. Interestingly, they observe that the effectiveness of school closures has been higher when they were implemented earlier. The authors note how measuring the effect of a single NPIs when several are in place is particular hard. Finally, authors in Ref. [325] study a population of 1746 pregnant women in New York City that shared information about their residence (borough), age and SARS-CoV-2 test outcomes. Authors adopt a Bayesian approach to quantify the prevalence in each borough from the sample. Furthermore they consider general mobility data captured from Facebook to study the link between prevalence and adoption of NPIs (estimated from the mobility data). The results suggest a city-wide prevalence of 15.6% up to early May which however varied from 11% in Manhattan to 26% in South Queens. Interestingly, prevalence was low in borough with higher reduction in movements out and evening into them.

Authors in Ref. [332] analyze the impact of NPIs in 149 countries. In doing so, they built a linear regression model where the dependent variable is the logarithm of the number of cases at time t and the independent variables describe the days since the first confirmed case, a dummy variable describing the present or absence of interventions, the days since the start of the interventions, and the population size. They assume a week delay from the implementation of NPIs to their effect. They also consider a range of other covariates such as different demographic and socio-economic indicators. Furthermore, they consider five NPIs: school closure, remote working, limits on social gatherings, closure of public transportation, and lockdown. Interestingly, in the period between 1st of January and 30th of May, the authors observe that at least one of those NPIs was put in place in all 149 countries. All five have been

put in place in 118 countries, at least four in 25 and just three in 4. Tanzania put in place two (school closure and limits on social gatherings) and Belarus only one (school closure). These observations clearly show the global impact of the COVID-19 pandemic. The results suggest how the implementation of any NPIs is linked to a decrease of 13% in incidence. Higher GDP per capita, higher percentage of population about 65 and country security index were associated with stronger reductions. The effects of implementing all five rather than four measures are found to be similar. A smaller reduction was found in countries implementing only three of them. Combinations of school closures, remote working and limits on mass gatherings with or without closure of public transport was linked to decreases in disease burden. Early implementation of lockdowns has been found associated with large reduction of incidence. Authors of Ref. [330] aim to estimate the impact of NPIs in 56 countries by looking at the variations of R_t . In particular, they studied the dataset discussed in details below, which provides a taxonomy and temporal information about the range of NPIs implemented across the globe. Interestingly, they compute the ranking of effectiveness considering four different methods: linear regression where each NPIs together with other covariates is used to estimate the variation of R_t , lasso regression done assuming that without intervention R_t would be constant and that variations are linked to the implementation of NPIs, random forest considering the variation of R_t and neural networks that approximate R_{t+1} taking as input the set of NPIs and R_t . The estimation of R_t is done using EpiEstim which we have discussed above. The results suggest how lockdown, limits on social gathering, remote working and school closures are the most effective NPIs. Borders restrictions are also found to have a significant impact. Other less costly measures such as risk communication strategies that promote healthy behaviors are found to be important. It is interesting to note how food programs and financial support are also significant as they help people to adopt NPIs without the risk of harsh economic consequences. Ref. [331] investigates the impact of NPIs in 142 countries. In doing so, they link, via a regression model, the variations of R_t with NPIs considering also several country specific covariates. The results confirm the effectiveness of lockdowns and travel bans. Furthermore they suggest that partial lockdown might be as effective as full lockdowns if implemented earlier. Authors in Ref. [329] combine data from the Oxford COVID-19 Government Response Tracker (which is discussed below) [347], epidemiological indicators, Google mobility reports, and socio-economic data from the World Bank to study the impact of NPIs in 53 countries. Differently than the other approaches mentioned above, here the authors use a compartmental SIR model with time-varying parameters and link the logarithm of the transmission rate for each country to the NPIs and other covariates via a regression model. Their findings suggest that the impact of school closures and remote working decreases with employment rate, portion of elderly, country extension, population density and increase for GDP per capita as well as expenditure in health care. The authors reflect on the fact that adoption rates of NPIs could be less pronounced in case of low risk perception, younger population, and a stronger health care system. Authors in Ref. [315] study the time series of the cumulative number of cases in a range of countries such as India, USA, and Singapore. They study variance, autocorrelation, skewness and other indicators to capture signals of slow down linked to implementation of NPIs. The results confirm how the timing of intervention is a key variable that might explain successful suppression strategies.

Authors in Ref. [313] investigate the effects of NPIs induced by COVID-19 on the seasonal flu in China. The drastic measures put in place to hamper the spreading of SARS-CoV-2 were extremely efficient to stop transmission chains also of the flu. The findings suggest a reduction of 64% respect compared with previous years. In the context of South Korea and with a wider range of diseases (i.e., chickenpox, mumps, invasive pneumococcal disease, scarlet fever and pertussis) Ref. [320] estimates the impact of NPIs put in place in response of COVID-19 on these diseases. They use an ARIMA (autoregressive integrated moving average) model built considering historical data to compare estimated incidence of each disease with observations. The results suggest a large reduction (36%) for chickenpox. For mumps they observe a marginal reduction only in the young population (< 18 years old). Reductions of about 80% were reported for respiratory viruses. Ref. [327] investigates the effects of NPIs on two endemic infections in the USA: respiratory syncytial virus and seasonal influenza. By studying detailed surveillance data and using an epidemic model, they authors note how behavioral changes induced by COVID-19 have reduced their transmission by at least 20%. As result of the increased fraction of susceptible population the results indicate the chances of large future outbreaks.

7.3 Effects on behaviors

Within this category we find articles exploring the impact of NPIs on online activities [333, 334, 340, 341], health [337–339], mobility [336], spending [335], and performance of financial markets [342].

Authors in Ref. [334] study the effect of the lockdown in Twitter and Weibo users in Lombardy and Wuhan. The first is the most affected Italian region in the first wave. The second is the epicenter of the pandemic. In doing so, the mined content posted two weeks before and after the lockdowns. They extracted psycholinguistic features from the posts. The results suggest that in Wuhan the attention shifted towards religion, emotions and social groups. In posts written in Lombardy the authors noted a decrease of stress and an increase to topics related to leisure. Ref. [341] studies data from Google Trends in 20 European countries to investigate possible shifts in attention towards nature and environmental topics during the pandemic. Their findings suggest that, since the beginning of the COVID-19 crisis and the implementation of strict NPIs, interest towards nature increased significantly. The effect is not so visible for environmental topics instead. Ref. [333] studies the link between posts and mobility from Sina Weibo in Sichuan, China. In more details, authors investigate variations in the overall content posted and mobility (proxy of behavioral changes) as function of the different NPIs and COVID-19 phases. Initially the increase of cases is linked to increase of negative emotions and decrease of mobility. As the number of cases kept increasing the authors observe a decrease in negative sentiments posted and a stabilization of mobility. After the peak decrease of negative posts and increase of mobility is reported. Overall the results show how the peak of negative emotion preceded the epidemic peak as well as the variation of mobility patterns thus hinting to a significant bottom-up reaction in the population. Ref. [340] investigates the increase of anti-asian sentiments expressed on Twitter as result of the pandemic. Unfortunately, even political leaders publicly referred to COVID-19 as the *chinese virus*. The authors mined about three million tweets from USA and used SVM (support vector machine) to estimate the sentiment associated to them. The collection considered a dictionary of more than 500 keywords defined in previous race-related studies and a database of racial slurs. Unfortunately, the authors detect an increase of anti-asian posts by 67% comparing pre and post-COVID-19 posts.

Ref. [337] studies the runs of emergency medical services for opioid overdose in Kentucky (USA) before and after the state of emergency declaration in the state. In a background of decrease of runs for other conditions the authors observed an increase of calls for opioid overdose by 17%, and an increase of 50% in calls for suspected overdose with deaths at the scene. Overall the results are tragic, alarming and highlight the possible consequence of health emergencies that drastically modify societal activities. Authors in Ref. [338] study the variations in Google searches related with mental health before and after the stay at home order declaration in several US states. The results indicate that searches linked to negative thoughts, anxiety, suicidal ideation among others increased before the stay at home order and level off at the time of the announcements. Despite the research is based on a very large number of searches, the period of analysis covers only one week. Hence, more work is needed to investigate these trends, potentially considering second/third waves and subsequent NPIs.

Ref. [336] uses mobile phone data to study the changes in mobility patterns in Germany. Interestingly, they investigate a time period covering the first lockdown and the relaxation of NPIs put in place. The results suggest a long lasting variation in the mobility patterns that remained in place despite the lifting of top-down constraints. In fact, the authors show how long range movements across the country have been considerably reduced and as consequence the mobility network in the *new normal* is considerably more local and clustered.

Authors in Ref. [335] use real-time transactions data in Sweden and Denmark to understand the effects of COVID-19 and different NPIs strategies on consumer spending. The results suggest how during the emergency spending dropped on average by 25% in Sweden and by 29% in Denmark. The small differences is particularly interesting considering that Denmark adopted a suppression strategy with a lockdown rather than a mitigation strategies with general social distancing and other restrictions without the social nuclear option of a shutdown. The findings suggest how the reduction in spending is largely caused by the virus. Considering the much higher disease burden in Sweden these results highlight how suppression strategies are a better control method when considering also economic factors. Finally, authors in Ref. [342] study the link between performance of financial markets and NPIs in 67 countries. They consider stock returns volatility and study their association with NPIs. The results suggest higher volatility (which might induce large-scale sale of risky assets and higher cost of capital) in countries that implemented stricter NPIs policies. Interestingly, information campaigns and events cancellations are found to be the major contributors of volatility.

7.4 Effects on medical practice

Here we find four articles investigating and estimating the effects of NPIs on medical practice. Authors in Ref. [345] use historical data to estimate the effects of diagnostic delays for breast, colorectal, esophageal

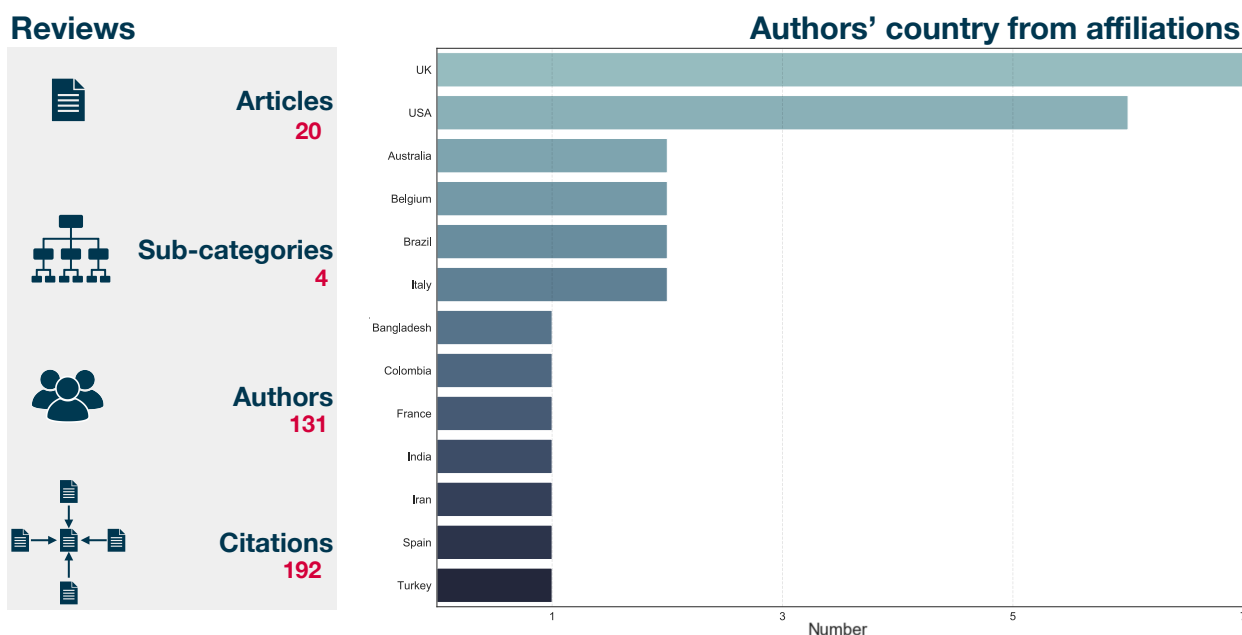


Figure 6: Total number of authors and citations of the papers in this category on the left. Note that these numbers are estimated from Semantic Scholar. On the right histogram describing the number of countries representing authors' affiliations.

and lung cancer in the UK. In fact, NPIs limited drastically visits, specialistic follow-up and routine screenings. The results paint a very grim picture with a projected increase of avoidable cancer deaths. These go from 8 – 10% for breast cancer to 15 – 17% for lung cancer. The authors call for urgent policy interventions to mitigate these tragic losses. In the context of a cohort of patients living with HIV in Italy, Ref. [343] highlights the negative impact of the pandemic and NPIs. Visits missed, decrease of new diagnosis respect of historical baselines, and a drop of antiretroviral therapy dispensation paint a grim picture even in this case. Ref. [346] aims to characterize the increase in ICU deaths linked to limited capacity. In the context of the UK, the modeling scenarios developed by the authors suggest that a significant impact could be obtained doubling beds and reducing length of stay by 25%. Finally, Ref. [344] studies the effect of NPIs in a long term care institution in the Netherlands specialized in intellectual disabilities. The authors focused on incidents reported during the emergency respect to historical data. The lockdown has caused a reduction across all types of incidents however, those linked with aggression spiked up quickly soon after highlighting the need for developing specific protocols which are better suited for patients with intellectual disabilities.

8 Reviews

Not surprisingly, I am not the first to think about writing a review about NPIs during the COVID-19 pandemic. In fact, the sample of papers I am analyzing here contains 21 articles which can be classified as reviews. Some of them could be also considered as perspectives and/or comments, but I opted to include them here as they provide a broad overview of a particular topic or context. This section will be much shorter than the others. In fact, considering the nature of these articles, providing a summary of them is probably more appropriate for meta-analyses.

The efforts behind the compilation of these articles come from more than 131 authors with affiliations in 13 countries (see Fig. 6). The UK and USA are at the top of the list. Furthermore, in terms of publication venues, we find 20 journals that range from interdisciplinary domains such as *Nature Communications* to more specialized such as *BMC Oral Health*. These articles already received 192 citations.

Category	Topic and references
Non-pharmaceutical interventions	Effectiveness of NPIs [36, 348–351]; Effects of NPIs [352–356]; Epidemic modeling [357]
Change in medical practice	Surgery [34, 358]; Ophthalmology [35]; Disease control [359]; Dentistry [360]
Adoption of NPIs	[361, 362]
Impact of digital technology	[363, 364]

Table 6: Summary of reviews articles in the sample. The first column describe the categories. The second instead, the topic and references

8.1 Classification

By looking at the angle and focus, the sample of reviews can be further grouped in 4 categories (see Table 8.1):

1. **Non-pharmaceutical interventions:** describes articles which focus on different aspects of NPIs such as types, effectiveness, and their modeling;
2. **Change in medical practice:** captures articles summarizing approaches, results, and success stories about the adaptation of medical practices to NPIs;
3. **Adoption of NPIs:** considers articles discussing the issues and challenges linked to adoption of NPIs in different contexts;
4. **Impact of digital technologies:** describes reviews summarizing the opportunities and challenges that new technologies (such as mobile phones) offer in the fight against COVID-19

8.2 Non-pharmaceutical interventions

In this category we find reviews that discuss the effectiveness of NPIs [36, 297, 348–351], their effects [352–356] and modeling [357].

In particular, Ref. [348] reviews the modeling efforts measuring the effects of NPIs in the Indian context. Authors in Ref. [349] summarize the evidences about NPIs efficacy and approaches adopted across the globe. They highlight how portfolios of measures appear to be more effective than single interventions. Similar conclusions are drawn in Ref. [36] where the authors also stress the key importance of right timing in the implementation of NPIs. Ref. [351] reviews the evidence about the efficacy and challenges of both pharmaceutical and non-pharmaceutical interventions.

Ref. [352] reviews the literature focused on the psychological impacts of NPIs with particular attention to minorities and disadvantaged groups, which unfortunately have been more affected by both disease and NPIs. Authors in Ref. [353] review the evidences about the impact of NPIs on education. They highlight the importance of considering the ripple effects that school closures have on students, parents, economy, and mental health. Ref. [354] analyzes the literature focused on the effects of NPIs on eating disorders. In doing so, it provides a range of suggestions and approaches to tackle the issue. Authors in Ref. [355] study the literature about the psychological impact of the pandemic on pregnant women highlighting the particular needs of this high-risk group. In the same spirit of considering a particular group of individuals, Ref [356] investigates the effects of NPIs and COVID-19 on professional drivers pointing out how the emergency has introduced a wide range of new stressors that sum up to those already in place. Finally, Ref. [357] provides a summary of the modeling approaches put forward to model COVID-19 and capture NPIs.

8.3 Change in medical practice

In this category we find articles that summarize the evidence, approaches and suggestions on how to adapt medical practice in the middle of the COVID-19 pandemic. We find articles focused on surgery [34, 358], ophthalmology [35], disease control (routine vaccination campaigns) [359] and dentistry [360].

8.4 Adoption of NPIs

Here we find two articles that provide a summary about the factors influencing the adoption of NPIs. Ref. [362] confirms how adoption of health behaviors is linked to a range of factors, from socio-economic to psychological. Authors in Ref. [361] summarize the practical issues linked to NPIs adoption in several African countries where lack of water and soap are unfortunately widespread.

8.5 Impact of digital technology

Here, we find two reviews that highlight the incredible opportunities offered by digital technologies to capture behaviors, their changes and inform modeling as well as policies [363, 364]. Interestingly, they also discuss the issues linked to privacy, legal, ethical concerns and biases in the data.

9 Measuring NPIs via proxy data

Every call we make or receive, every time we connect to internet via our mobile phones, all posts we leave on social media platforms, all queries we submit in search engines and all the times we swipe our credit cards are just few examples of our daily activities that leave digital traces. The data is recorded and stored by a wide range of companies to enable services, meet legal obligations, and billing purposes. However, such data offers unprecedented opportunities to measure and understand a variety of human behaviors which are of epidemiological relevance [365]. Information about which cell towers we are connected to when making a call or surfing the web can be used to infer our location and movements. The content, topic, and other meta data linked to our posts on Twitter, Facebook or online searches might be studied to estimate our health status, our concerns about an health emergency, judge our level of exposition to low quality information or our mobility. Our digital payments might be used to detect life changing moments (i.e., pregnancies), infer our mobility patterns, or gathering socio-economic information about people similar to us, people living in our neighborhoods, city or country. In general, this data offers high-resolution proxies for many societal activity and behaviors. Due to serious privacy risks and concerns such data is stored in what we can call digital vaults. Luckily, over the last few years corporations, academia, and institutions at various levels have been working to unleash the potential hidden in these proxies while taking all the necessary steps to preserve privacy and to respect stringent regulations. In fact, a range of so called *Data for Good* initiatives have been put in place with the aim of leveraging high-resolution datasets collected by companies in non-for-profit applications. I said luckily because these ecosystems, their success, and great potential were in places before the COVID-19 pandemic. This, together with the scale and magnitude of the emergency, has allow tech giants such as Google, Apple, Facebook and large mobile phone operators such as Telefonica, Vodafone, Orange as well as smaller companies such as SafeGraph, Cuebiq among others to promptly step-up and provide invaluable data to the scientific community. It is hard to imagine these efforts put in place so quickly, safely, and extensively just five-ten years ago. COVID-19 is probably the largest data for good effort ever assembled.

In this category, we find articles aiming to measure, quantify, monitor and capture NPIs via data proxies. It is interesting to stress the range of data types and sources used. From information collected via mobile phone apps, services, GPS, and wifi connections to posts on Twitter, Reddit, views of Wikipedia pages or credit card records.

Though the large majority of studies in the sample are based on data collected in the USA, the penetration of mobile phones allowed researchers to mine data from nearly all countries in the world (see Fig. 7). These research efforts have been produced by more than 88 authors, affiliated with institutions from 7 countries. Again USA, Italy and UK are on the top of the list. In terms of publication venues, this sample has been published in 12 journals. *PNAS*, *Nature Human behavior* and *PLoS One* are in the top of the list. It is not surprising to see these interdisciplinary journals in this category. In fact, the research efforts are based on a fusion of different approaches and techniques which are not bounded by specific scientific domains. In terms of citations, this sample collected (as of Dec 19) 159 citations.

9.1 Classification

Considering their topics and aims these articles can be classified in two categories (see Table 9.1):

1. **Adoption of NPI:** describes articles that tackle the issue of NPIs adoption;

Measuring NPIs from data proxies



Studied countries

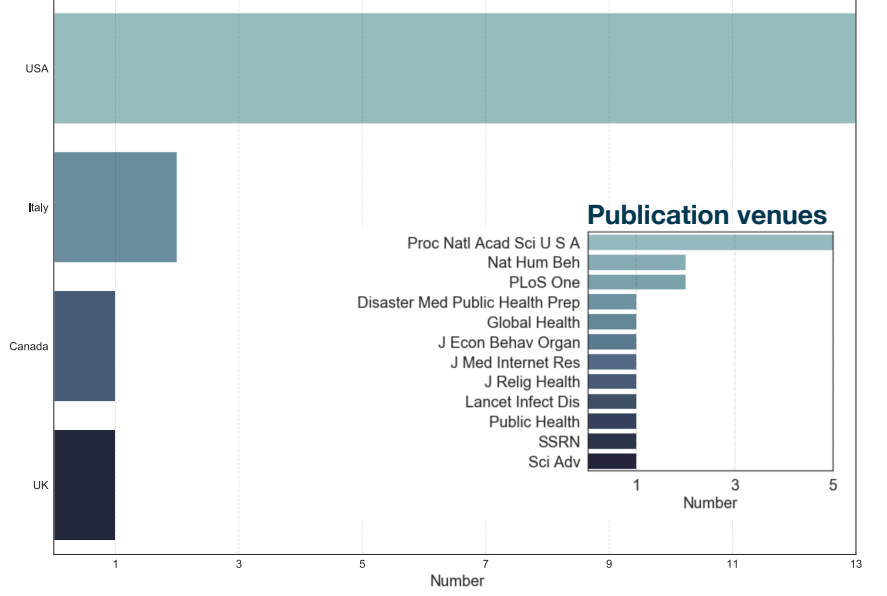


Figure 7: Total number of authors and citations of the papers in this category on the left. Note that these numbers are estimated from Semantic Scholar. On the right (top) histogram describing the number of countries subject of study in this category. Note how few papers using data from hundreds of countries are not counted in the histogram. On the right (bottom) most represented publication venues of the category.

2. **Mobility changes:** are papers that study the effects of NPIs on human mobility

Let's dive in some details.

9.2 Adoption of NPIs

Here, we find articles aimed at quantifying the adoption of NPIs via proxy data such as mobile phones collected by location intelligence companies [366–371], Twitter [372, 373], COVID-19 ad-hoc apps [195], Wikipedia and Reddit [374], Google [375, 376], and TV viewings [377].

Authors in Ref. [366] use data from SafeGraph and Facebook to quantify social distancing at the county level in the USA. In particular, SafeGraph provides information about access to locations and POIs. Home locations are obtained considering the typical position of each phone in the night. Work locations are inferred considering where phones spend three (i.e., part-time) or six (i.e., full-time) hours outside home. These locations are identified using data from January, hence pre-NPIs. Aggregating all the observations at the county level the authors identified a social distancing index for each county i in day t defined as:

$$SD_{i,t} = \frac{H_{i,t}}{N_{i,t} - W_{i,t}} \quad (6)$$

where $H_{i,t}$ describes individuals that appear not to have left home in day t , $W_{i,t}$ those that appear to have gone at work, and $N_{i,t}$ the total number of devices in county i . The authors measured also the (online) social connectedness of each county considering Facebook friendship data as:

$$SC_{i,j} = \frac{FB_{i,j}}{U_i U_j} \quad (7)$$

where $FB_{i,j}$ is the number of social connections in Facebook between county i and county or country (if outside USA) j , U_x is the number of Facebook users in each considered location. They also study the timeline of NPIs put in place, epidemic indicators and built a regression model to find the association

Category	Proxy data type	Country and reference
Adoption of NPI	Mobile phones and/or vehicles through location intelligence and measurement platforms	USA [366–371]
	Twitter	Twitter population [372, 373]
	Wikipedia and Reddit	Canada, Italy, USA, UK [374]
	Google	USA [375]; 130 countries [376]
	TV	USA [377]
Mobility changes	Mobile phones and/or vehicles through location intelligence and measurement platforms	USA [37, 38, 378, 379]
	Facebook	Italy [39]
	Citymapper app	22 countries [380]

Table 7: Summary of the articles measuring NPIs via proxy data. The first column describes the main categories. The second the type of data used. The third, the country of study and the references

between social distancing with social connectedness, NPIs, and cases. The results show that counties with higher online social ties with China and Italy were more likely to comply with NPIs. This points to the fact that being exposed to information from highly affected areas might influence risk perception and thus behavior change. Furthermore, the results show differences between political leanings, education levels, and stands about climate changes. The link between political affiliations and NPIs adoption is studied also in Ref. [368]. Here, authors use mobile phone data to test whether aggregated variation in mobility are associated with political leanings at the state level. By using a regression model the authors find a significant negative correlation between fraction of republicans and NPIs adherence (measured in terms of mobility reduction). This link was found to be significant adjusting for population, poverty rates, Gini index, urbanization levels, and portion of essential workers. Similarly authors in Ref. [369] study mobile data collected by SafeGraph to measure the association between political views and mobility reductions. In doing so, they considered behaviors, aggregated at the level of counties, after governors issued recommendations to physical distance. These typically preceded stay at home orders or other top-down restrictions. By using a regression model, built considering a wide range of covariates, the authors confirm the role of political leanings in response to such recommendation thus in self-initiated behavioral changes. The recommendations had a significant effect on overall mobility, comparable to the stay at home orders. The effects are found to be stronger in democratic counties and even stronger in case of republican governors. The link between mobility reduction and political affiliation is studied also in Ref. [370]. Here, the authors used mobile phone data collected by Unacast from about 15M users in the USA as well as consumption levels of conservative traditional media (i.e., TV). Their results confirm a correlation between adherence to NPIs and political leanings at the level of counties. In fact, counties that in 2016 voted for Trump show, on average, 14% less mobility reduction and those that went to Hillary Clinton. Also in this case, political affiliation was found to be a stronger predictor of mobility variation than other variables such as density, income, and demographic information. The authors point out how counties that voted for Trump have been hit harder by the virus and show higher infections and fatality rates. Authors of Ref. [367] use mobile phone data collected by Cuebiq to investigate the possible association between adoption of NPIs (proxied as mobility reduction) and religiosity of US states (measured via six indexes). The results from a regression analysis suggest that states classified as more religious showed a lower and slower reduction of mobility. Furthermore, stay at home orders appear to have weaker effects in such states. The results highlight once again how adoption of behavioral changes is a multifaceted problem linked to a wide range of perceptions and beliefs. Authors in Ref. [371] use mobile phone data collected by Unacast to study the socio-economic factors influencing adherence to NPIs, measured as variation in mobility following stay at home orders, in the USA. By using a regression approach the authors confirm how low income counties complied less with the orders than high income ones. These effects are visible considering confounding factors as political leanings, population density, unemployment rates among others.

Authors in Ref. [372] tackle a key issue which might have dire consequence in adoption of protective behaviors: the spreading of mis-information on social media. Focusing on Twitter, they collected and mined 100 Millions of tweets and develop a *Infodemic Risk Index* to monitor the exposure to low quality information of users across countries. Their results show that the spread of unreliable information

typically precedes the local rise of cases potentially affecting adoption to NPIs. Interestingly however, after the initial phases reliable information seems to take over. Ref. [373] studies the communication strategies of official accounts (i.e., public health, emergency services, officials) on Twitter during the evolution of the emergency. In fact, the ability to reach effectively a large user base to promote safe and verified recommendation as well as explaining measures and regulations in place is key. The results show how the inclusion of engaging content such as videos/photos and hashtags increases sharing. Posts with content linked to epidemic indicators, technical information, content related to measures to contain the spreading and flatten the curve were re-shared more widely. Authors in Ref. [374] study users attention to the COVID-19 emergency considering as proxy Wikipedia page views and discussion on Reddit. The results show how these were initially driven by media coverage (traditional media such as news articles and YouTube videos published by news organization). However, while media coverage remained high, the authors found evidence of decline in public attention raising questions about risk perception and COVID-19 fatigue on NPIs compliance. Authors of Ref. [375] study the association between NPIs related keywords on Google Trends and disease burden in each US state. Using a regression model they find that attention towards NPIs related keywords, measured using proxy queries in Google, is associated (0.42) with higher deaths per capita and case-fatality (0.60). They also confirm the association between political leanings. Ref. [376] studies the association between mobility changes measured via the Google mobility reports and economic, social and governmental features in 130 countries. The results indicate a reduction of mobility across the board with patterns which are specific to the evolution of the epidemic in each location. Countries with more authoritarian governments (where Google is however less likely to have access) were found to be more responsive to changes of mobility as cases increased. This point to another dimension of compliance to NPIs. Finally, Ref. [377] studies local television coverage and survey data in rural settings in the USA. The results suggest that despite local news tend to be *urban-centric* they can still affect adoption of NPIs. In fact, the authors find that rural residents are more likely to adopt social distancing if they live in a media market more affected by the disease, which is driven by close by cities. The survey data allowed the authors to confirm, at least for a sample, that these effects are linked to local news viewings. The authors note how though significant these effects are about half respect to those driven by partisanship.

9.3 Mobility changes

About half of the papers that measured NPIs via proxy data focused on the changes in mobility that travel bans, school closure, remote working, local and national lockdowns have induced in the population. While there is rich variety of data sources used, this data is collected via mobile phones by location intelligence and measurement platforms [37, 38, 367, 368, 378, 379], tech giants such as Facebook [39, 366] and Google [376, 381], as well as other mobile apps [380]. Indeed the high penetration of smart phones, their portability, the vital role they took in our daily lives, the popularity of some apps and services make them the perfect tool to infer high-resolution data about our movements and their possible changes. Ref. [378] study data collected via mobile phone as well as vehicles to characterize the variations of aggregated mobility in the USA during the early phases of the pandemic (January-April). The results indicate how the overall mobility decreased markedly following the national emergency declaration. Interestingly, the results confirm how the population reacted before the stay at home mandates by reducing their mobility voluntarily maybe nudged by news and increase risk perception. The observed patterns however shows high levels of spatial heterogeneity linked to income and population density. Authors in Ref. [379] study the data collected from more than 100M users in the USA from third party data providers. They focused on county level mobility patterns. The data can be explored via an interactive dashboard <https://data.covid.umd.edu/>. The observations show how travels outside counties decreased by 35% when the national emergency was declared. The reduction however did not last long. By using a simultaneous equations model, they investigated the link between the inflow in each county and the number of infections. The model is based on two expressions. One for the number of cases in county i in a day t , $y_{i,t}$. To limit fluctuations this number is computed considering $t \in [T, T + 7]$, thus a seven day window. The second is an expression for the inflow $x_{i,t}$ in the same county. In this case $t \in [t - l, l]$ where l is a lag period. In both expressions they include autoregressive terms, as well as county and temporal covariates. Using this approach, they observed a particularly strong association between the mobility and infections in states that relaxed the NPIs. Ref. [38] adopts a range of datasets: exposure indexes (which effectively estimate the number of devices in contact in 14-days periods, as done by many contact tracing apps) computed by PlaceIQ [382], Google mobility reports and data from SafeGraph. Their observations indicated how poorer areas decrease mobility less

than wealthier. Even more, they observed a reversal: wealthier areas were more mobile than poorer before the emergency. This findings confirm observations from many others articles and, considering that low income neighborhoods are affected by low access to health care and higher level of preexisting conditions, point to the fact that NPIs and the pandemic are affecting society heterogeneously, targeting disproportionately already challenged groups. Authors of Ref. [37] use mobile phone data collected by Teralytics, a location intelligence company, describing the mobility across and within counties in the USA. They defined a mobility ratio (MR) metric to measure the variations of mobility patterns in each county i at time t as:

$$MR_{j,t} = \frac{V_{j,j,t} + \sum_{k \neq j} V_{k,j,t} + \sum_{k \neq j} V_{j,k,t}}{V_{j,j,t_0} + \sum_{k \neq j} V_{k,j,t_0} + \sum_{k \neq j} V_{j,k,t_0}} \quad (8)$$

where $V_{k,j,t}$ describes the number of trips from county k to i at time t and t_0 is the baseline values before the emergency thus in absence of NPIs. Note how in both numerator and denominator the second and third terms are not the same quantity repeated by consider in and out flow each county. They then computed the growth rate ratio for epidemiological data. They compare the moving average of the number of cases in each 3 and 7 days periods. They studied the association between the two metrics in 25 counties. The results show a correlation between variation of mobility (induced by NPIs) and disease growth ration above 0.7 in 20 out of 25 counties. The changes in mobility however are not visible in the progress of the disease before 9 – 12 days and up to three weeks, which is compatible to generation times. Furthermore, they confirm how changes in mobility preceded official restrictions. Authors in Ref. [39] use Facebook mobility data to study the impact of strict NPIs put in place in the first wave in Italy. They also consider socio-economic data. Their results confirm, also in the Italian context, how in cities with higher fiscal capacity where able to reduce more mobility. Furthermore, they observe stronger reductions in municipalities with higher levels of inequalities. Authors in Ref. [380] use data from 41 cities in 22 countries collected via the transportation app Citymapper. They study the association between mobility and NPIs policies. Across the board the find a strong correlation between the decline in mobility and the COVID-19 Government Response Stringency Index [347]. The variation of mobility linked to a specific NPIs is stronger for closing public transport (18%) probably due to the nature of the data, workplace closure (15%), restriction of internal movement (13%), school closure (10%) and borders restrictions (5%).

10 Datasets

The last category describes publicly available datasets describing different aspects of NPIs. Here, I am considering only datasets that have been featured in publications and shared with the community. There are many popular others that we mentioned several times above such as Google mobility reports, Apple mobility reports, and Facebook Data for Good datasets which have been put forward by the corporate world through their data for good initiatives.

The datasets, especially those describing the timeline of NPIs, cover large part of the countries in the world. They have been shared thanks to the work of more than 105 authors affiliated in institutions from 17 countries (see Fig. 8). In terms of publication venues, we find six journals. The most represented, with two publications, is *Scientific Data* which is a journal from the Springer Nature family dedicated to description and sharing of datasets. Others journals we find are *Nature Human behavior* and *PloS One*. As of December 19th these articles received 37 citations, with a median of 1.5.

10.1 Classification

The datasets in the sample can be divided in three categories (see Table 10.1):

1. **Implementation of NPIs:** describes datasets providing detailed information about the timelines and typology of NPIs;
2. **Mobility:** captures variations to human mobility induced by NPIs;
3. **Contacts:** describes datasets providing information about physical contacts which can be used to feed many of the age-structured epidemic models discussed above

Let's dive into some details.

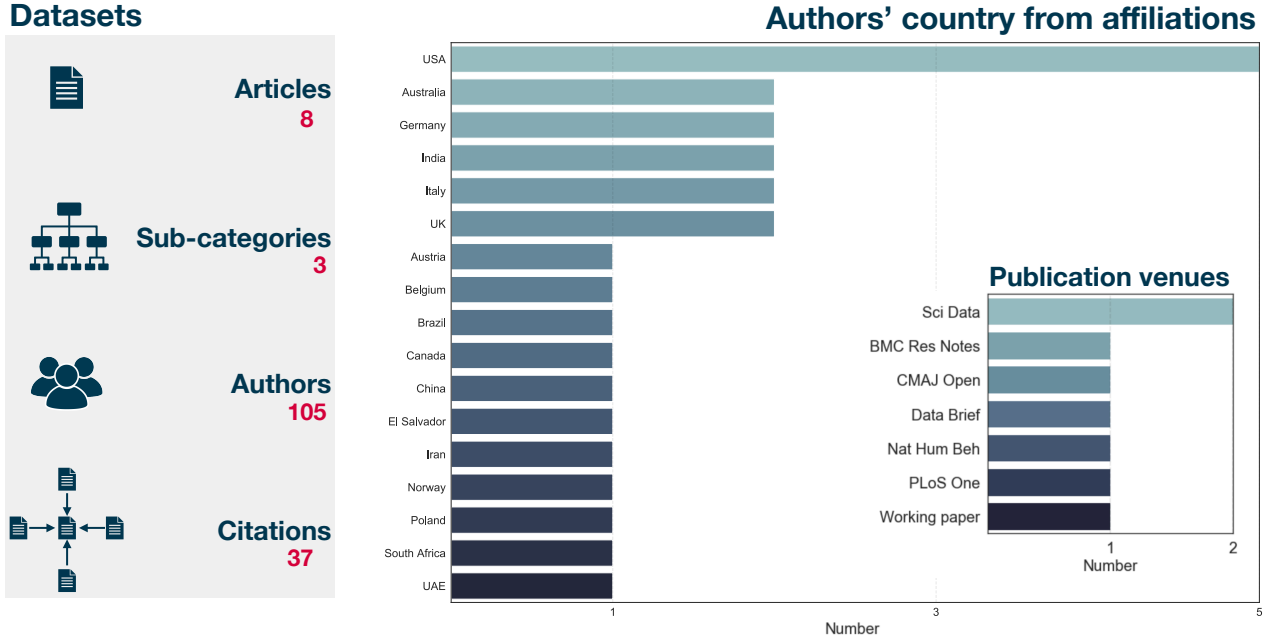


Figure 8: Total number of authors and citations of the papers in this category on the left. Note that these numbers are estimated from Semantic Scholar. On the right (top) histogram describing the number of countries describing authors' affiliations. On the right (bottom) most represented publication venues of the category.

10.2 Implementation of NPIs

Here we find datasets describing institutional interventions. The majority of them focused on governmental responses. One considered the specific context of Universities.

Ref. [347] describes the *Oxford COVID-19 Government Response Tracker*. The data can be downloaded and explored via this url: <https://ourworldindata.org/policy-responses-covid>. The dataset provides information about 17 indicators capturing governmental responses. The taxonomy is organized in four main categories. The first is *containment and closure* which is further divided in school closures, workplace closures, public event bans, restrictions of social gathering size, closure of public transport, stay at home requirements, national and international travel restrictions. The second type is *economic response* which is divided in income support, debt/contract relief for households, fiscal measures, giving international support. The third category is *health systems* which captures public information campaign, testing policies, contact tracing, emergency investments in health care as well as vaccines, facial coverings and vaccination policies. The fourth describes other responses. Some of the variables are ordinal, others are numerical. Furthermore, 11 variables provide information at a geographical level. The resolution can

Category	Country and references
Implementation of NPIs	Government response trackers: Canada [383], 195 countries [384], 180 countries [347], 56 countries [42]; Universities response in USA [385]
Mobility	Australia, Brazil, China, Ghana, India, Iran, Italy, Norway, South Africa, USA [386]; Italy [40]
Contacts	Belgium, China, Finland, France, Germany, Italy, Hong Kong, Luxembourg, Netherlands, Poland, Peru, Russia, South Africa, UK, Vietnam, Zambia, Zimbabwe [41]

Table 8: Summary of the articles presenting a dataset relevant for NPIs. The first column is the main category. The second provides information about country/countries of study and references

go from country to city. Beside the data, the authors provide *ready to use* indexes that can be readily adopted in modeling efforts. These are: 1) the overall governmental response index, 2) the stringency index, 3) the containment and health index, 4) the economic support index.

Ref. [42] provides data describing the implementation of NPIs in 56 countries that can be downloaded from this url: <https://github.com/amel-github/covid19-interventionmeasures>. The taxonomy created is organized in four levels. The first is divided in 1) case identification, contact tracing and related measures, 2) environmental measures, 3) healthcare and public health capacity, 4) resource allocation, 5) risk communication, 6) social distancing, 7) travel restriction, and 8) returning to normal life. The other levels provide finer and finer description of each measure. The data comes as a timeline of events. Each one with a specific ID, country, state, region, date, classification in the four levels, status (which describe whether the measure is an extension of an old measure), comments, and source of information.

Authors in Ref. [384] present the *CoronaNet* dataset with the timeline of NPIs implemented in 195 countries. The dataset is available here <https://www.coronanet-project.org/>. The data is organized in a taxonomy that provides information about i) type of NPIs implemented (16 in total) ii) the type of government implementing the intervention (i.e. national or provincial) iii) geographical target of the measure (i.e. national, provincial) iv) the human or material target of the NPI (i.e. face masks, travelers) v) the directionality of the policy (i.e. outbound, inbound) vi) the mechanism of travel targeted by the measure (i.e. trains, flights), vii) whether the measure is mandatory or voluntary, viii) the nature of the enforcer (i.e. government, military) ix) the timing of the policy (i.e. date of announcement and/or implementation). Besides the description of the dataset, Ref. [384] applies a Bayesian approach to study the evolution of NPIs strategies across countries. They observe a clear acceleration of more costly measures in mid-March 2020, when indeed we observed a rapid escalation as mentioned above.

Authors in Ref [383] apply the taxonomy defined by the Oxford COVID-19 Government Response Tracker to the case of Canada. The data, together with many other relevant datasets from Canada and other countries, can be found here: <https://howmyflattening.ca/#/data>.

Finally, authors in Ref. [385] describe a dataset describing the strategies adopted by 575 US universities. The data can be explored here: <https://covidtracking.com/>. By looking at official COVID-19 pages created by Universities, which describe the portfolio of measures put in place, the authors studied five (binary) variables: 1) remote learning 2) discourage campus housing 3) travel bans 4) close campus 5) remote working. It is interesting to note how the analysis of the data, points out very high heterogeneity in terms of NPIs in the country.

10.3 Mobility

In this category we find datasets describing the effects of NPIs on human mobility.

Ref. [40] provide information about the mobility of more than 80,000 users in Italy, estimated via mobile phones by Cuebiq, a location intelligence and measurement platform. The data covers the period from January 18 to April 17 and is available here: <https://data.humdata.org/dataset/covid-19-mobility-italy>. The dataset provides 3 different indicators. The first is the daily origin-destination matrices between Italian provinces. These are normalized directed flows computed by tracing the movements across provinces of the users. The authors count as a stop only the locations where users stay for more than one hour. In doing so, transits are discounted. The second measure is the radius of gyration of users which provides information about their range of mobility. This metric is computed weekly. The third metric is the proximity network which provides information about the possible social contacts between users. These are relevant for modeling the transmission dynamics of the virus. To build this network, authors consider time windows of one hour and connect all users within a radius of 50m.

Ref. [386] describes a survey conducted among more than 9,000 individuals in Australia, Brazil, China, Ghana, India, Iran, Italy, Norway, South Africa, USA. The answers are made available here: <https://doi.org/10.7910/dvn/eiquga>. The data provides demographic information and answers to several questions about the transportation modes before and after the start of the pandemic. Furthermore, the authors queried participants about their perception about COVID-19 related risks in transportation system.

10.4 Contacts

In this category we find a research project called *SOcial Contact RATES* (Socrates) [41]. The authors assembled a range of contact matrices, across different countries (Belgium, China, Finland, France, Ger-

many, Italy, Hong Kong, Luxembourg, Netherlands, Poland, Peru, Russia, South Africa, UK, Vietnam, Zambia, Zimbabwe), both in pre and post COVID-19 periods. The data and interactive tool to explore and extract it in ready to use format is available here: <http://www.socialcontactdata.org/>.

11 Conclusions and outlook

What are the main take-home messages from the sample of the literature considered?

Many articles helped to define the features of the virus and its transmission. SARS-CoV-2 is characterized by large R_0 . The majority of models estimate values in the 3 – 4 range, depending on the region/country. Due to lack of adequate testing (especially in the early phases) and a large fraction of asymptomatic infections the virus spread largely undetected. Several data-driven modeling efforts show heterogeneity in disease transmission. A minority of cases is responsible for a large fraction of infections. Furthermore, some locations such as restaurants, hotels, workplaces are riskier locations for infections. Detailed analysis of confirmed cases and their contacts show how household contacts are also responsible for a large fraction of infections (especially during lockdowns) followed by extended family interactions. Children are found to be less susceptible and less at risk of severe outcomes. On the contrary, individuals older than 65 are found to be more susceptible and at higher risk of death. Crowded cities are affected by higher attack rates and longer epidemic waves.

Many articles aimed to measure the effects of NPIs. Across the board, the modeling efforts unanimously show the importance and effectiveness of NPIs in slowing down the spread of COVID-19. Interestingly, the timing of their implementation is a critical variable. Countries that acted early, with respect to the local spread, were most successful in controlling the spread and reported markedly lower death tolls. In several contexts, only a staggered NPI strategy was enough to bring the R_0 below the critical value. A range of articles highlights how a patchy and inconsistent geographical NPI strategy is linked to worst health outcomes. It might induce behavioral changes, such as travel further for an activity, which ultimately might accelerate the spreading. The study of the conditions necessary to reach herd immunity, without overflowing the health care system, point out that dynamic mitigation strategies are unrealistic and unpractical. Even more, several articles, some factoring in also economic metrics, point to the fact that suppression is preferable to mitigation in the long run. Many research efforts show the large impact of one of the simpler and less costly NPIs: face masks. Analyses of NPIs adopted across many countries as well as data-driven epidemic models highlight how banning public gatherings, limiting social gatherings, school closures, remote working, and lockdowns are the most efficient top-down measures. It is important to notice, how the heterogeneity of infection outcomes as function of age, the difference in socio-demographic stratifications, and intergenerational contacts across different countries suggest that one-fits-all NPIs strategy might be far from optimal. Measures should be custom-tailored to the specific context of each population.

Despite their efficacy NPIs came with high societal costs. Several articles in the sample highlight the impact on mental health, loneliness, domestic abuse, sex, food consumption, and substance abuse among others. The way health care facilities operated had to drastically change. The quick shift towards telemedicine and remote care allowed to provide help to a countless number of patients. However, several surveys highlight the challenges that this induced. From lack of enough support and socio-economic disparities to the tragic increase of preventable deaths for several types of cancers due to reduction of screening. Also the education sector had to adapt drastically. The results point to the effectiveness of remote learning as well as the challenges that it entails which go from the lack of social interactions, the key to the development of children, to the impossibility of meeting some learning outcomes linked to practical skills. Even though strict NPIs have increased the time spent at home, a large survey conducted among scientists in the USA and Europe points to the fact that female scientists, those in experimental fields and with young children had to reduce the time spent doing research.

When it comes to adoption and adherence to NPIs a range of articles paint a very complex picture pointing out several factors influencing behavioral changes. Gender, education, age, and political leanings are examples. Several surveys suggest that women are more likely to comply with NPIs and to consider COVID-19 as a real risk. Similar patterns are observed in individuals with higher education levels. When it comes to age, the results indicate how young and older adults are less likely to comply with NPIs. Few articles, in the context of the USA, indicate how republican leaning counties were less likely to reduce mobility and were associated with a higher impact of the disease. The research points also to a big urban-rural divide and the importance of socio-economic factors. People living in urban settings were found more informed, and in the context of the developing world, more equipped to adopt protective behaviors. Across the board, thus also in the richest countries, adoption of NPIs is linked

to socio-economic indicators: individuals in high-income brackets are able to drastically reduce their mobility with respect to low-income brackets. Heterogeneity in terms of infection rates in disadvantaged socio-economic groups is also reported. These effects, together with the worst access to health care and higher levels of comorbidities, induced disproportionally higher disease burden in low-income groups. There is evidence suggesting that food programs and financial support, implemented as part of containment strategies, help NPIs adoption. Several articles point to the fact that, though many NPIs were imposed top-down, big variations in mobility patterns were observed before official orders. This suggests that bottom-up, spontaneous, behavioral changes took place in several contexts.

Despite the incredible effort of many scientific communities, there are still open questions and challenges for future work.

We don't have a validated theory to describe the feedback loop between behaviors and diseases. Before COVID-19 the research on NPIs was mainly theoretical. Lack of empirical data describing behavioral changes was the main limitation. During the COVID-19 pandemic unprecedented high-resolution datasets, capturing different aspects of NPIs, have been collected and shared. The large majority of models used them as input. Thus, we transitioned from theoretical approaches in the pre-COVID-19 world to data-driven modeling post-COVID-19. In fact, with few exceptions, the vast theoretical literature on the subject has been neglected during the pandemic. As mentioned in one of the perspectives [290], pandemics are a war period for modelers. Information is sparse, knowledge limited, answers a real commodity. Access to data has allowed the luxury to avoid developing (or adapting) models of behavioral changes and focus on other aspects. As result, despite great progress, we still don't have a validated theory to describe NPIs. The data collected during the COVID-19 pandemic will be of crucial importance to tackle this challenge in the future.

We don't have standardized metrics to compare or judge epidemic models. Epidemic models are the most represented category in the sample of papers considered here. We find a wide range of approaches and methodologies. While they all seem to do a decent job in reproducing the epidemic patterns, it is far from clear how to compare them or how to judge their efficacy. As noted in one of the perspectives [291], going forward the challenge is to define standard metrics to evaluate their performance. Competition is not the goal. The aim is to compare their predictive power, quantify their reliability and sensitivity to assumptions.

We need to strengthen Data for Good initiatives. Many companies have provided unprecedented datasets to estimate the effects of NPIs on our behaviors. The data have been shared thanks to several Data for Good programs. Their value and impact in the fight against COVID-19 cannot be overstated. As we move towards the end of the pandemic, I hope these initiatives will become even more popular rather than shrink dramatically. Extensions, definition of standard metrics, and privacy concerns are key challenges for future work.

We need to improve availability and accessibility of public health data. Within few months, we saw incredible progresses on this front. Many health agencies, organizations and initiatives created APIs that allow to download official cases and death counts at different geographical resolutions. However, much more work is needed. Some countries still does not share all the data collected. For example, detailed information about onset of symptoms, and breakdown of data per age-bracket is often not shared or provided by regional initiatives in very unhelpful formats (i.e., pdf). In other cases, we see still long delays before the data is shared. The new SARS-CoV-2 variant spreading in the UK is an example. After several weeks, data is still spread across sources and sparse. One of the major challenges going forward is to improve data access and sharing standards.

We don't know much about the long terms of NPIs. NPIs have affected virtually any activity and societal process. As noted in many articles, especially those written in the context of health care, going forward key challenges are linked to study their long-term effects and to develop strategies/policies to cope with them.

Promoting high quality information is key. The adoption of health promoting behaviors is a complex phenomenon affected by many variables. In the current landscape access to information and misinformation is critical. As we transition towards the largest vaccination campaign ever attempted and as we prepare for future health emergencies, understanding how to promote high-quality information and demote misinformation is a key challenge for future work.

References

- [1] Alessandro Vespignani. Predicting the behavior of techno-social systems. *Science*, 325(5939):425–428, 2009.
- [2] Frederik Verelst, Lander Willem, and Philippe Beutels. Behavioural change models for infectious disease transmission: a systematic review (2010-2015). *Journal of The Royal Society Interface*, 13(125), 2016.
- [3] Sebastian Funk, Marcel Salathé, and Vincent A. A. Jansen. Modelling the influence of human behaviour on the spread of infectious diseases: a review. *Journal of The Royal Society Interface*, 7(50):1247–1256, 2010.
- [4] Savi Maharaj, Tamsin McCaldin, and Adam Kleczkowski. A participatory simulation model for studying attitudes to infection risk. In *Proceedings of the 2011 Summer Computer Simulation Conference*, pages 8–13, 2011.
- [5] Frederick Chen, Amanda Griffith, Allin Cottrell, and Yue-Ling Wong. Behavioral responses to epidemics in an online experiment: using virtual diseases to study human behavior. *PloS one*, 8(1):e52814, 2013.
- [6] Wei Zhong, Yushim Kim, and Megan Jehn. Modeling dynamics of an influenza pandemic with heterogeneous coping behaviors: case study of a 2009 h1n1 outbreak in arizona. *Computational and Mathematical Organization Theory*, 19(4):622–645, 2013.
- [7] Richard T Gray, Alexander Hoare, Pol Dominic McCann, Jack Bradley, Ian Down, Basil Donovan, Garrett Prestage, and David P Wilson. Will changes in gay men’s sexual behavior reduce syphilis rates? *Sexually transmitted diseases*, 38(12):1151–1158, 2011.
- [8] G James Rubin, Richard Amlôt, Lisa Page, and Simon Wessely. Public perceptions, anxiety, and behaviour change in relation to the swine flu outbreak: cross sectional telephone survey. *Bmj*, 339:b2651, 2009.
- [9] G James Rubin, Savita Bakhshi, Richard Amlôt, Nicola Fear, Henry WW Potts, and Susan Michie. The design of a survey questionnaire to measure perceptions and behaviour during an influenza pandemic: the flu telephone survey template (flutest). *NIHR Journals Library*, 2014.
- [10] Eunha Shim, Gretchen B Chapman, Jeffrey P Townsend, and Alison P Galvani. The influence of altruism on influenza vaccination decisions. *Journal of The Royal Society Interface*, 9(74):2234–2243, 2012.
- [11] Jude Bayham, Nicolai V Kuminoff, Quentin Gunn, and Eli P Fenichel. Measured voluntary avoidance behaviour during the 2009 a/h1n1 epidemic. *Proceedings of the Royal Society B: Biological Sciences*, 282(1818):20150814, 2015.
- [12] Matan J Cohen, Mayer Brezis, Colin Block, Adele Diederich, and David Chinitz. Vaccination, herd behavior, and herd immunity. *Medical Decision Making*, 33(8):1026–1038, 2013.
- [13] Annalisa Fierro and Antonella Liccardo. Lattice model for influenza spreading with spontaneous behavioral changes. *Plos One*, 8(12):e83641, 2013.
- [14] David P Durham and Elizabeth A Casman. Incorporating individual health-protective decisions into disease transmission models: a mathematical framework. *Journal of the Royal Society Interface*, 9(68):562–570, 2012.
- [15] Nicolò Gozzi, Daniela Perrotta, Daniela Paolotti, and Nicola Perra. Towards a data-driven characterization of behavioral changes induced by the seasonal flu. *PLoS computational biology*, 16(5):e1007879, 2020.
- [16] Kasia A Pawelek, Anne Oeldorf-Hirsch, and Libin Rong. Modeling the impact of twitter on influenza epidemics. *Mathematical Biosciences & Engineering*, 11(6):1337, 2014.
- [17] Shannon Collinson, Kamran Khan, and Jane M Heffernan. The effects of media reports on disease spread and important public health measurements. *PloS one*, 10(11):e0141423, 2015.

- [18] Yanni Xiao, Sanyi Tang, and Jianhong Wu. Media impact switching surface during an infectious disease outbreak. *Scientific reports*, 5:7838, 2015.
- [19] Piero Poletti, Marco Ajelli, and Stefano Merler. The effect of risk perception on the 2009 h1n1 pandemic influenza dynamics. *PloS one*, 6(2):e16460, 2011.
- [20] Sebastian Funk, Erez Gilad, Chris Watkins, and Vincent AA Jansen. The spread of awareness and its impact on epidemic outbreaks. *Proceedings of the National Academy of Sciences*, 106(16):6872–6877, 2009.
- [21] Daihai He, Jonathan Dushoff, Troy Day, Junling Ma, and David JD Earn. Inferring the causes of the three waves of the 1918 influenza pandemic in england and wales. *Proceedings of the Royal Society B: Biological Sciences*, 280(1766):20131345, 2013.
- [22] Matteo Chinazzi, Jessica T. Davis, Marco Ajelli, Corrado Gioannini, Maria Litvinova, Stefano Merler, Ana Pastore y Piontti, Kunpeng Mu, Luca Rossi, Kaiyuan Sun, Cécile Viboud, Xinyue Xiong, Hongjie Yu, M. Elizabeth Halloran, Ira M. Longini, and Alessandro Vespignani. The effect of travel restrictions on the spread of the 2019 novel coronavirus (covid-19) outbreak. *Science*, 368(6489):395–400, mar 2020.
- [23] Kiesha Prem, Yang Liu, Timothy W Russell, Adam J Kucharski, Rosalind M Eggo, Nicholas Davies, Mark Jit, Petra Klepac, Stefan Flasche, Samuel Clifford, Carl A B Pearson, James D Munday, Sam Abbott, Hamish Gibbs, Alicia Rosello, Billy J Quilty, Thibaut Jombart, Fiona Sun, Charlie Diamond, Amy Gimma, Kevin van Zandvoort, Sebastian Funk, Christopher I Jarvis, W John Edmunds, Nikos I Bosse, and Joel Hellewell. The effect of control strategies to reduce social mixing on outcomes of the covid-19 epidemic in wuhan, china: a modelling study. *The Lancet Public Health*, 5(5):e261–e270, may 2020.
- [24] Seth Flaxman, , Swapnil Mishra, Axel Gandy, H. Juliette T. Unwin, Thomas A. Mellan, Helen Coupland, Charles Whittaker, Harrison Zhu, Tresnia Berah, Jeffrey W. Eaton, Mélodie Monod, Azra C. Ghani, Christl A. Donnelly, Steven Riley, Michaela A. C. Vollmer, Neil M. Ferguson, Lucy C. Okell, and Samir Bhatt. Estimating the effects of non-pharmaceutical interventions on covid-19 in europe. *Nature*, 584(7820):257–261, jun 2020.
- [25] Juanjuan Zhang, Maria Litvinova, Yuxia Liang, Yan Wang, Wei Wang, Shanlu Zhao, Qianhui Wu, Stefano Merler, Cécile Viboud, Alessandro Vespignani, Marco Ajelli, and Hongjie Yu. Changes in contact patterns shape the dynamics of the COVID-19 outbreak in china. *Science*, 368(6498):1481–1486, apr 2020.
- [26] Alexander Reznik, Valentina Gritsenko, Vsevolod Konstantinov, Natallia Khamenka, and Richard Isralowitz. Covid-19 fear in eastern europe: Validation of the fear of COVID-19 scale. *Int J Ment Health Addiction*, may 2020.
- [27] Christopher I. Jarvis, , Kevin Van Zandvoort, Amy Gimma, Kiesha Prem, Petra Klepac, G. James Rubin, and W. John Edmunds. Quantifying the impact of physical distance measures on the transmission of covid-19 in the uk. *BMC Med*, 18(1), may 2020.
- [28] S. Eubank, I. Eckstrand, B. Lewis, S. Venkatramanan, M. Marathe, and C. L. Barrett. Commentary on ferguson, et al., impact of non-pharmaceutical interventions (npis) to reduce covid-19 mortality and healthcare demand. *Bull Math Biol*, 82(4), apr 2020.
- [29] Nuria Oliver, Bruno Lepri, Harald Sterly, Renaud Lambiotte, Sébastien Deletaille, Marco De Nadai, Emmanuel Letouzé, Albert Ali Salah, Richard Benjamins, Ciro Cattuto, Vittoria Colizza, Nicolas de Cordes, Samuel P. Fraiberger, Till Koebe, Sune Lehmann, Juan Murillo, Alex Pentland, Phuong N Pham, Frédéric Pivetta, Jari Saramäki, Samuel V. Scarpino, Michele Tizzoni, Stefaan Verhulst, and Patrick Vinck. Mobile phone data for informing public health actions across the covid-19 pandemic life cycle. *Sci. Adv.*, 6(23):eabc0764, apr 2020.
- [30] Wen Yan Jiao, Lin Na Wang, Juan Liu, Shuan Feng Fang, Fu Yong Jiao, Massimo Pettoello-Mantovani, and Eli Somekh. Behavioral and emotional disorders in children during the covid-19 epidemic. *The Journal of Pediatrics*, 221:264–266.e1, jun 2020.

- [31] Moritz U. G. Kraemer, Chia-Hung Yang, Bernardo Gutierrez, Chieh-Hsi Wu, Brennan Klein, David M. Pigott, Louis du Plessis, Nuno R. Faria, Ruoran Li, William P. Hanage, John S. Brownstein, Maylis Layan, Alessandro Vespignani, Huaiyu Tian, Christopher Dye, Oliver G. Pybus, and Samuel V. Scarpino and. The effect of human mobility and control measures on the covid-19 epidemic in china. *Science*, 368(6490):493–497, mar 2020.
- [32] An Pan, Li Liu, Chaolong Wang, Huan Guo, Xingjie Hao, Qi Wang, Jiao Huang, Na He, Hongjie Yu, Xihong Lin, Sheng Wei, and Tangchun Wu. Association of public health interventions with the epidemiology of the covid-19 outbreak in wuhan, china. *JAMA*, 323(19):1915, may 2020.
- [33] Huaiyu Tian, Yonghong Liu, Yidan Li, Chieh-Hsi Wu, Bin Chen, Moritz U. G. Kraemer, Bingying Li, Jun Cai, Bo Xu, Qiqi Yang, Ben Wang, Peng Yang, Yujun Cui, Yimeng Song, Pai Zheng, Quanyi Wang, Ottar N. Bjornstad, Ruifu Yang, Bryan T. Grenfell, Oliver G. Pybus, and Christopher Dye. An investigation of transmission control measures during the first 50 days of the covid-19 epidemic in china. *Science*, 368(6491):638–642, mar 2020.
- [34] B De Simone, E Chouillard, S Di Saverio, L Pagani, M Sartelli, WL Biffi, F Coccolini, A Pieri, M Khan, G Borzellino, FC Campanile, L Ansaloni, and F Catena. Emergency surgery during the covid-19 pandemic: what you need to know for practice. *annals*, 102(5):323–332, may 2020.
- [35] Mario R. Romano, Alessio Montericcio, Clara Montalbano, Raffaele Raimondi, Davide Allegrini, Gabriella Ricciardelli, Martina Angi, Luca Pagano, and Vito Romano. Facing covid-19 in ophthalmology department. *Current Eye Research*, 45(6):653–658, apr 2020.
- [36] Natsuko Imai, Katy A.M. Gaythorpe, Sam Abbott, Sangeeta Bhatia, Sabine van Elsland, Kiesha Prem, Yang Liu, and Neil M. Ferguson. Adoption and impact of non-pharmaceutical interventions for covid-19. *Wellcome Open Res*, 5:59, apr 2020.
- [37] Hamada S Badr, Hongru Du, Maximilian Marshall, Ensheng Dong, Marietta M Squire, and Lauren M Gardner. Association between mobility patterns and covid-19 transmission in the usa: a mathematical modelling study. *The Lancet Infectious Diseases*, 20(11):1247–1254, nov 2020.
- [38] Joakim A. Weill, Matthieu Stigler, Olivier Deschenes, and Michael R. Springborn. Social distancing responses to covid-19 emergency declarations strongly differentiated by income. *Proc Natl Acad Sci USA*, 117(33):19658–19660, jul 2020.
- [39] Giovanni Bonaccorsi, Francesco Pierri, Matteo Cinelli, Andrea Flori, Alessandro Galeazzi, Francesco Porcelli, Ana Lucia Schmidt, Carlo Michele Valensise, Antonio Scala, Walter Quattrocchi, and Fabio Pammolli. Economic and social consequences of human mobility restrictions under covid-19. *Proc Natl Acad Sci USA*, 117(27):15530–15535, jun 2020.
- [40] Emanuele Pepe, Paolo Bajardi, Laetitia Gauvin, Filippo Privitera, Brennan Lake, Ciro Cattuto, and Michele Tizzoni. Covid-19 outbreak response, a dataset to assess mobility changes in italy following national lockdown. *Sci Data*, 7(1), jul 2020.
- [41] Lander Willem, Thang Van Hoang, Sebastian Funk, Pietro Coletti, Philippe Beutels, and Niel Hens. Socrates: an online tool leveraging a social contact data sharing initiative to assess mitigation strategies for covid-19. *BMC Res Notes*, 13(1), jun 2020.
- [42] Amélie Desvars-Larrive, Elma Dervic, Nils Haug, Thomas Niederkrotenthaler, Jiaying Chen, Anna Di Natale, Jana Lasser, Diana S. Gliga, Alexandra Roux, Johannes Sorger, Abhijit Chakraborty, Alexandr Ten, Alija Dervic, Andrea Pacheco, Ania Jurczak, David Cserjan, Diana Lederhilger, Dominika Bulska, Dorontinë Berishaj, Erwin Flores Tames, Francisco S. Álvarez, Huda Takriti, Jan Korbel, Jenny Reddish, Joanna Grzymala-Moszczyńska, Johannes Stangl, Lamija Hadziavdic, Laura Stoeger, Leana Gooriah, Lukas Geyrhofer, Marcia R. Ferreira, Marta Bartoszek, Rainer Vierlinger, Samantha Holder, Simon Haberfellner, Verena Ahne, Viktoria Reisch, Vito D. P. Servedio, Xiao Chen, Xochilt María Pocasangre-Orellana, Zuzanna Garncarek, David Garcia, and Stefan Thurner. A structured open dataset of government interventions in response to covid-19. *Sci Data*, 7(1), aug 2020.
- [43] Mayor of london announcement march 11th. <https://www.facebook.com/sadiqforlondon/posts/3025766374142796>. Accessed: 2020-05-11.

- [44] Petr Karnakov, Georgios Arampatzis, Ivica Kii, Fabian Wermelinger, Daniel Wlchli, Costas Papadimitriou, and Petros Koumoutsakos. Data-driven inference of the reproduction number for covid-19 before and after interventions for 51 european countries. *Swiss Med Wkly*, jul 2020.
- [45] Henry Loeffler-Wirth, Maria Schmidt, and Hans Binder. Covid-19 transmission trajectories—monitoring the pandemic in the worldwide context. *Viruses*, 12(7):777, jul 2020.
- [46] Yacong Bo, Cui Guo, Changqing Lin, Yiqian Zeng, Hao Bi Li, Yumiao Zhang, Md Shakhaoat Hossain, Jimmy W.M. Chan, David W. Yeung, Kin On Kwok, Samuel Y.S. Wong, Alexis K.H. Lau, and Xiang Qian Lao. Effectiveness of non-pharmaceutical interventions on covid-19 transmission in 190 countries from 23 january to 13 april 2020. *International Journal of Infectious Diseases*, 102:247–253, jan 2021.
- [47] Patrick G. T. Walker, Charles Whittaker, Oliver J Watson, Marc Baguelin, Peter Winskill, Arran Hamlet, Bimandra A. Djafaara, Zulma Cucunubá, Daniela Olivera Mesa, Will Green, Hayley Thompson, Shevanthi Nayagam, Kylie E. C. Ainslie, Sangeeta Bhatia, Samir Bhatt, Adhiratha Boonyasiri, Olivia Boyd, Nicholas F. Brazeau, Lorenzo Cattarino, Gina Cuomo-Dannenburg, Amy Dighe, Christl A. Donnelly, Ilaria Dorigatti, Sabine L. van Elsland, Rich FitzJohn, Han Fu, Katy A.M. Gaythorpe, Lily Geidelberg, Nicholas Grassly, David Haw, Sarah Hayes, Wes Hinsley, Natsuko Imai, David Jorgensen, Edward Knock, Daniel Laydon, Swapnil Mishra, Gemma Nedjati-Gilani, Lucy C. Okell, H. Juliette Unwin, Robert Verity, Michaela Vollmer, Caroline E. Walters, Haowei Wang, Yuanrong Wang, Xiaoyue Xi, David G Lalloo, Neil M. Ferguson, and Azra C. Ghani. The impact of covid-19 and strategies for mitigation and suppression in low- and middle-income countries. *Science*, page eabc0035, jun 2020.
- [48] Renato M. Cotta, Carolina P. Naveira-Cotta, and Pierre Magal. Mathematical parameters of the covid-19 epidemic in brazil and evaluation of the impact of different public health measures. *Biology*, 9(8):220, aug 2020.
- [49] Benjamin F. Maier and Dirk Brockmann. Effective containment explains subexponential growth in recent confirmed covid-19 cases in china. *Science*, 368(6492):742–746, apr 2020.
- [50] Fran Sérgio Lobato, Gustavo Barbosa Libotte, and Gustavo Mendes Platt. Identification of an epidemiological model to simulate the covid-19 epidemic using robust multiobjective optimization and stochastic fractal search. *Computational and Mathematical Methods in Medicine*, 2020:1–8, oct 2020.
- [51] Anwarud Din, Yongjin Li, Tahir Khan, and Gul Zaman. Mathematical analysis of spread and control of the novel corona virus (covid-19) in china. *Chaos, Solitons and Fractals*, 141:110286, dec 2020.
- [52] Jia Wangping, Han Ke, Song Yang, Cao Wenzhe, Wang Shengshu, Yang Shanshan, Wang Jianwei, Kou Fuyin, Tai Penggang, Li Jing, Liu Miao, and He Yao. Extended sir prediction of the epidemics trend of covid-19 in italy and compared with hunan, china. *Front. Med.*, 7, may 2020.
- [53] Solomon Hsiang, Daniel Allen, Sébastien Annan-Phan, Kendon Bell, Ian Bolliger, Trinetta Chong, Hannah Druckenmiller, Luna Yue Huang, Andrew Hultgren, Emma Krasovich, Peiley Lau, Jaecheol Lee, Esther Rolf, Jeanette Tseng, and Tiffany Wu. The effect of large-scale anti-contagion policies on the covid-19 pandemic. *Nature*, 584(7820):262–267, jun 2020.
- [54] Alex De Visscher. The covid-19 pandemic: model-based evaluation of non-pharmaceutical interventions and prognoses. *Nonlinear Dyn*, 101(3):1871–1887, aug 2020.
- [55] Jonas Dehning, Johannes Zierenberg, F. Paul Spitzner, Michael Wibral, Joao Pinheiro Neto, Michael Wilczek, and Viola Priesemann. Inferring change points in the spread of covid-19 reveals the effectiveness of interventions. *Science*, 369(6500):eabb9789, may 2020.
- [56] Debashree Ray, Maxwell Salvatore, Rupam Bhattacharyya, Lili Wang, Jiacong Du, Shariq Mohammed, Soumik Purkayastha, Aritra Halder, Alexander Rix, Daniel Barker, et al. Predictions, role of interventions and effects of a historic national lockdown in india’s response to the covid-19 pandemic: Data science call to arms. *Harvard Data Science Review*, may 2020.

- [57] Giuseppe C. Calafiore, Carlo Novara, and Corrado Possieri. A time-varying sird model for the covid-19 contagion in italy. *Annual Reviews in Control*, oct 2020.
- [58] Benjamin M. Althouse, Brendan Wallace, Brendan Case, Samuel V. Scarpino, Antoine Allard, Andrew M. Berdahl, Easton R. White, and Laurent Hébert-Dufresne. The unintended consequences of inconsistent pandemic control policies. *medRxiv*, aug 2020.
- [59] Gyan Bhanot and Charles DeLisi. Analysis of covid-19 data for eight european countries and the united kingdom using a simplified SIR model. oct 2020.
- [60] Hao Lei, Xifeng Wu, Xiao Wang, Modi Xu, Yu Xie, Xiangjun Du, Benjamin J Cowling, Yuguo Li, and Yuelong Shu. Different transmission dynamics of covid-19 and influenza suggest the relative efficiency of isolation/quarantine and social distancing against covid-19 in china. *Clinical Infectious Diseases*, oct 2020.
- [61] Antonio Scala, Andrea Flori, Alessandro Spelta, Emanuele Brugnoli, Matteo Cinelli, Walter Quattrociocchi, and Fabio Pammolli. Time, space and social interactions: exit mechanisms for the covid-19 epidemics. *Sci Rep*, 10(1), aug 2020.
- [62] Leonardo López and Xavier Rodó. The end of social confinement and covid-19 re-emergence risk. *Nat Hum Behav*, 4(7):746–755, jun 2020.
- [63] Nick H Ogden, Aamir Fazil, Julien Arino, Philippe Berthiaume, David N Fisman, Amy L Greer, Antoinette Ludwig, Victoria Ng, Ashleigh R Tuite, Patricia Turgeon, and Lisa A Waddell. Modelling scenarios of the epidemic of covid-19 in canada. *CCDR*, pages 198–204, jun 2020.
- [64] Sean C. Anderson, Andrew M. Edwards, Madi Yerlanov, Nicola Mulberry, Jessica E. Stockdale, Sarafa A. Iyaniwura, Rebeca C. Falcao, Michael C. Otterstatter, Michael A. Irvine, Naveed Z. Janjua, Daniel Coombs, and Caroline Colijn. Quantifying the impact of covid-19 control measures using a bayesian model of physical distancing. *PLoS Comput Biol*, 16(12):e1008274, dec 2020.
- [65] Md Alauddin, Md Aminul Islam Khan, Faisal Khan, Syed Imtiaz, Salim Ahmed, and Paul Amyotte. How can process safety and a risk management approach guide pandemic risk management? *Journal of Loss Prevention in the Process Industries*, 68:104310, nov 2020.
- [66] Qihui Yang, Chunlin Yi, Aram Vajdi, Lee W. Cohnstaedt, Hongyu Wu, Xiaolong Guo, and Caterina M. Scoglio. Short-term forecasts and long-term mitigation evaluations for the covid-19 epidemic in hubei province, china. *Infectious Disease Modelling*, 5:563–574, 2020.
- [67] Xingjie Hao, Shanshan Cheng, Degang Wu, Tangchun Wu, Xihong Lin, and Chaolong Wang. Reconstruction of the full transmission dynamics of covid-19 in wuhan. *Nature*, 584(7821):420–424, jul 2020.
- [68] Qian Li, Biao Tang, Nicola Luigi Bragazzi, Yanni Xiao, and Jianhong Wu. Modeling the impact of mass influenza vaccination and public health interventions on covid-19 epidemics with limited detection capability. *Mathematical Biosciences*, 325:108378, jul 2020.
- [69] Qinling Yan, Yingling Tang, Dingding Yan, Jiaying Wang, Linqian Yang, Xinpei Yang, and Sanyi Tang. Impact of media reports on the early spread of covid-19 epidemic. *Journal of Theoretical Biology*, 502:110385, oct 2020.
- [70] Pei-Yu Liu, Sha He, Li-Bin Rong, and San-Yi Tang. The effect of control measures on covid-19 transmission in italy: Comparison with guangdong province in china. *Infect Dis Poverty*, 9(1), sep 2020.
- [71] Christopher E. Overton, Helena B. Stage, Shazaad Ahmad, Jacob Curran-Sebastian, Paul Dark, Rajenki Das, Elizabeth Fearon, Timothy Felton, Martyn Fyles, Nick Gent, Ian Hall, Thomas House, Hugo Lewkowicz, Xiaoxi Pang, Lorenzo Pellis, Robert Sawko, Andrew Ustianowski, Bindu Vekaria, and Luke Webb. Using statistics and mathematical modelling to understand infectious disease outbreaks: Covid-19 as an example. *Infectious Disease Modelling*, 5:409–441, 2020.
- [72] Markus Kantner and Thomas Koprucki. Beyond just flattening the curve: Optimal control of epidemics with purely non-pharmaceutical interventions. *J.Math.Industry*, 10(1), aug 2020.

- [73] Chittaranjan Mondal, Debadatta Adak, Abhijit Majumder, and Nandadulal Bairagi. Mitigating the transmission of infection and death due to sars-cov-2 through non-pharmaceutical interventions and repurposing drugs. *ISA Transactions*, sep 2020.
- [74] Manotosh Mandal, Soovoojeet Jana, Swapan Kumar Nandi, Anupam Khatua, Sayani Adak, and T.K. Kar. A model based study on the dynamics of covid-19: Prediction and control. *Chaos, Solitons and Fractals*, 136:109889, jul 2020.
- [75] Dipo Aldila. Analyzing the impact of the media campaign and rapid testing for covid-19 as an optimal control problem in east java, indonesia. *Chaos, Solitons and Fractals*, 141:110364, dec 2020.
- [76] Lennon Ó Náraigh and Áine Byrne. Piecewise-constant optimal control strategies for controlling the outbreak of covid-19 in the irish population. *Mathematical Biosciences*, 330:108496, dec 2020.
- [77] Manuel Adrian Acuña-Zegarra, Mario Santana-Cibrian, and Jorge X. Velasco-Hernandez. Modeling behavioral change and covid-19 containment in mexico: A trade-off between lockdown and compliance. *Mathematical Biosciences*, 325:108370, jul 2020.
- [78] Saif Ullah and Muhammad Altaf Khan. Modeling the impact of non-pharmaceutical interventions on the dynamics of novel coronavirus with optimal control analysis with a case study. *Chaos, Solitons and Fractals*, 139:110075, oct 2020.
- [79] Soyoung Kim, Yu Bin Seo, and Eunok Jung. Prediction of covid-19 transmission dynamics using a mathematical model considering behavior changes. *Epidemiol Health*, page e2020026, apr 2020.
- [80] Soyoung Kim, Youngsuk Ko, Yae-Jean Kim, and Eunok Jung. The impact of social distancing and public behavior changes on covid-19 transmission dynamics in the republic of korea. *PLoS ONE*, 15(9):e0238684, sep 2020.
- [81] Joseph C Lemaitre, Javier Perez-Saez, Andrew S Azman, Andrea Rinaldo, and Jacques Fellay. Assessing the impact of non-pharmaceutical interventions on SARS-CoV-2 transmission in switzerland. *Swiss Med Wkly*, may 2020.
- [82] Tom Li, Yan Liu, Man Li, Xiaoning Qian, and Susie Y. Dai. Mask or no mask for covid-19: A public health and market study. *PLoS ONE*, 15(8):e0237691, aug 2020.
- [83] Morgan P Kain, Marissa L Childs, Alexander D Becker, and Erin A Mordecai. Chopping the tail: how preventing superspreading can help to maintain covid-19 control. *medRxiv*, jul 2020.
- [84] Marissa L Childs, Morgan P Kain, Devin Kirk, Mallory Harris, Lisa Couper, Nicole Nova, Isabel Delwel, Jacob Ritchie, and Erin A Mordecai. The impact of long-term non-pharmaceutical interventions on covid-19 epidemic dynamics and control. *medRxiv*, may 2020.
- [85] Robert C Reiner, Ryan M Barber, James K Collins, Peng Zheng, Christopher Adolph, James Albright, Catherine M Antony, Aleksandr Y Aravkin, Steven D Bachmeier, Bree Bang-Jensen, et al. Modeling covid-19 scenarios for the united states. *Nat Med*, oct 2020.
- [86] Calistus N. Ngonghala, Enahoro Iboi, Steffen Eikenberry, Matthew Scotch, Chandini Raina MacIntyre, Matthew H. Bonds, and Abba B. Gumel. Mathematical assessment of the impact of non-pharmaceutical interventions on curtailing the 2019 novel coronavirus. *Mathematical Biosciences*, 325:108364, jul 2020.
- [87] Steffen E. Eikenberry, Marina Mancuso, Enahoro Iboi, Tin Phan, Keenan Eikenberry, Yang Kuang, Eric Kostelich, and Abba B. Gumel. To mask or not to mask: Modeling the potential for face mask use by the general public to curtail the covid-19 pandemic. *Infectious Disease Modelling*, 5:293–308, 2020.
- [88] T. Alex Perkins and Guido España. Optimal control of the covid-19 pandemic with non-pharmaceutical interventions. *Bull Math Biol*, 82(9), sep 2020.
- [89] Enahoro A. Iboi, Calistus N. Ngonghala, and Abba B. Gumel. Will an imperfect vaccine curtail the covid-19 pandemic in the u.s.? *Infectious Disease Modelling*, 5:510–524, 2020.

- [90] Joshua S. Weitz, Sang Woo Park, Ceyhan Eksin, and Jonathan Dushoff. Awareness-driven behavior changes can shift the shape of epidemics away from peaks and toward plateaus, shoulders, and oscillations. *Proc Natl Acad Sci USA*, page 202009911, dec 2020.
- [91] Richard O. J. H. Stutt, Renata Retkute, Michael Bradley, Christopher A. Gilligan, and John Colvin. A modelling framework to assess the likely effectiveness of facemasks in combination with ‘lock-down’ in managing the covid-19 pandemic. *Proc. R. Soc. A.*, 476(2238):20200376, jun 2020.
- [92] Muhmmad Zamir, Zahir Shah, Fawad Nadeem, Arif Memood, Hussam Alrabaiah, and Poom Kumam. Non pharmaceutical interventions for optimal control of covid-19. *Computer Methods and Programs in Biomedicine*, 196:105642, nov 2020.
- [93] Nicholas G Davies, Adam J Kucharski, Rosalind M Eggo, Amy Gimma, W John Edmunds, Thibaut Jombart, Kathleen O Reilly, Akira Endo, Joel Hellewell, Emily S Nightingale, Billy J Quilty, Christopher I Jarvis, Timothy W Russell, Petra Klepac, Nikos I Bosse, Sebastian Funk, Sam Abbott, Graham F Medley, Hamish Gibbs, Carl A B Pearson, Stefan Flasche, Mark Jit, Samuel Clifford, Kiesha Prem, Charlie Diamond, Jon Emery, Arminder K Deol, Simon R Procter, Kevin van Zandvoort, Yueqian Fiona Sun, James D Munday, Alicia Rosello, Megan Auzenberg, Gwen Knight, Rein M G J Houben, and Yang Liu. Effects of non-pharmaceutical interventions on covid-19 cases, deaths, and demand for hospital services in the uk: a modelling study. *The Lancet Public Health*, 5(7):e375–e385, jul 2020.
- [94] Tobias S. Brett and Pejman Rohani. Transmission dynamics reveal the impracticality of covid-19 herd immunity strategies. *Proc Natl Acad Sci USA*, 117(41):25897–25903, sep 2020.
- [95] Lara Goscé, Professor Andrew Phillips, P. Spinola, Dr Rishi K. Gupta, and Professor Ibrahim Abubakar. Modelling sars-cov2 spread in london: Approaches to lift the lockdown. *Journal of Infection*, 81(2):260–265, aug 2020.
- [96] Laura Di Domenico, Giulia Pullano, Chiara E. Sabbatini, Pierre-Yves Boëlle, and Vittoria Colizza. Impact of lockdown on covid-19 epidemic in île-de-france and possible exit strategies. *BMC Medicine*, 18(1), jul 2020.
- [97] Henrik Salje, Cécile Tran Kiem, Noémie Lefrancq, Noémie Courtejoie, Paolo Bosetti, Juliette Paireau, Alessio Andronico, Nathanaël Hozé, Jehanne Richet, Claire-Lise Dubost, Yann Le Strat, Justin Lessler, Daniel Levy-Bruhl, Arnaud Fontanet, Lulla Opatowski, Pierre-Yves Boelle, and Simon Cauchemez. Estimating the burden of sars-cov-2 in france. *Science*, 369(6500):208–211, may 2020.
- [98] Maria Vittoria Barbarossa, Jan Fuhrmann, Jan H. Meinke, Stefan Krieg, Hridya Vinod Varma, Noemi Castelletti, and Thomas Lippert. Modeling the spread of covid-19 in germany: Early assessment and possible scenarios. *PLoS ONE*, 15(9):e0238559, sep 2020.
- [99] Michelle V. Evans, Andres Garchitorena, Rado J. L. Rakotonanahary, John M. Drake, Benjamin Andriamihaja, Elinambinina Rajaonarifara, Calistus N. Ngonghala, Benjamin Roche, Matthew H. Bonds, and Julio Rakotonirina. Reconciling model predictions with low reported cases of covid-19 in sub-saharan africa: insights from madagascar. *Global Health Action*, 13(1):1816044, oct 2020.
- [100] Kevin van Zandvoort, , Christopher I. Jarvis, Carl A. B. Pearson, Nicholas G. Davies, Ruwan Ratnayake, Timothy W. Russell, Adam J. Kucharski, Mark Jit, Stefan Flasche, Rosalind M. Eggo, and Francesco Checchi. Response strategies for covid-19 epidemics in african settings: a mathematical modelling study. *BMC Medicine*, 18(1), oct 2020.
- [101] Kyung-Duk Min, Heewon Kang, Ju-Yeun Lee, Seonghee Jeon, and Sung il Cho. Estimating the effectiveness of non-pharmaceutical interventions on covid-19 control in korea. *J Korean Med Sci*, 35(35), 2020.
- [102] Adam A. C. Burns and Alexander Gutfraind. Effectiveness of isolation policies in schools: Evidence from a mathematical model of influenza and covid-19. *medRxiv*, mar 2020.
- [103] Laura Matrajt and Tiffany Leung. Evaluating the effectiveness of social distancing interventions to delay or flatten the epidemic curve of coronavirus disease. *Emerg. Infect. Dis.*, 26(8):1740–1748, aug 2020.

- [104] Tom Britton, Frank Ball, and Pieter Trapman. A mathematical model reveals the influence of population heterogeneity on herd immunity to SARS-CoV-2. *Science*, 369(6505):846–849, jun 2020.
- [105] Benjamin U. Hoffman. Significant relaxation of SARS-CoV-2-targeted non-pharmaceutical interventions may result in profound mortality: A new york state modelling study. *PLoS ONE*, 15(9):e0239647, sep 2020.
- [106] Vadim A. Karatayev, Madhur Anand, and Chris T. Bauch. Local lockdowns outperform global lockdown on the far side of the covid-19 epidemic curve. *Proc Natl Acad Sci USA*, 117(39):24575–24580, sep 2020.
- [107] Benjamin Rader, Samuel V. Scarpino, Anjalika Nande, Alison L. Hill, Ben Adlam, Robert C. Reiner, David M. Pigott, Bernardo Gutierrez, Alexander E. Zarebski, Munik Shrestha, John S. Brownstein, Marcia C. Castro, Christopher Dye, Huaiyu Tian, Oliver G. Pybus, and Moritz U. G. Kraemer. Crowding and the shape of covid-19 epidemics. *Nat Med*, oct 2020.
- [108] Shengjie Lai, Nick W. Ruktanonchai, Liangcai Zhou, Olivia Prosper, Wei Luo, Jessica R. Floyd, Amy Wesolowski, Mauricio Santillana, Chi Zhang, Xiangjun Du, Hongjie Yu, and Andrew J. Tatem. Effect of non-pharmaceutical interventions to contain covid-19 in china. *Nature*, 585(7825):410–413, may 2020.
- [109] Jing Ge, Daihai He, Zhigui Lin, Huaiping Zhu, and Zian Zhuang. Four-tier response system and spatial propagation of covid-19 in china by a network model. *Mathematical Biosciences*, 330:108484, dec 2020.
- [110] Alberto Aleta, Qitong Hu, Jiachen Ye, Peng Ji, and Yamir Moreno. A data-driven assessment of early travel restrictions related to the spreading of the novel covid-19 within mainland china. *Chaos, Solitons and Fractals*, 139:110068, oct 2020.
- [111] M. Medrek and Z. Pastuszak. Numerical simulation of the novel coronavirus spreading. *Expert Systems with Applications*, 166:114109, mar 2021.
- [112] Khalid A. Kheirallah, Belal Alsinglawi, Abdallah Alzoubi, Motasem N. Saidan, Omar Mubin, Mohammed S. Alorjani, and Fawaz Mzayek. The effect of strict state measures on the epidemiologic curve of covid-19 infection in the context of a developing country: A simulation from jordan. *IJERPH*, 17(18):6530, sep 2020.
- [113] Enrico Bertuzzo, Lorenzo Mari, Damiano Pasetto, Stefano Miccoli, Renato Casagrandi, Marino Gatto, and Andrea Rinaldo. The geography of covid-19 spread in italy and implications for the relaxation of confinement measures. *Nat Commun*, 11(1), aug 2020.
- [114] Raffaele Carli, Graziana Cavone, Nicola Epicoco, Paolo Scarabaggio, and Mariagrazia Dotoli. Model predictive control to mitigate the covid-19 outbreak in a multi-region scenario. *Annual Reviews in Control*, oct 2020.
- [115] Sen Pei, Sasikiran Kandula, and Jeffrey Shaman. Differential effects of intervention timing on covid-19 spread in the united states. *medRxiv*, 2020.
- [116] Serina Chang, Emma Pierson, Pang Wei Koh, Jaline Gerardin, Beth Redbird, David Grusky, and Jure Leskovec. Mobility network models of covid-19 explain inequities and inform reopening. *Nature*, nov 2020.
- [117] N. W. Ruktanonchai, J. R. Floyd, S. Lai, C. W. Ruktanonchai, A. Sadilek, P. Rente-Lourenco, X. Ben, A. Carioli, J. Gwinn, J. E. Steele, O. Prosper, A. Schneider, A. Oplinger, P. Eastham, and A. J. Tatem. Assessing the impact of coordinated covid-19 exit strategies across europe. *Science*, 369(6510):1465–1470, jul 2020.
- [118] Nicolò Gozzi, Michele Tizzoni, Matteo Chinazzi, Leo Ferres, Alessandro Vespignani, and Nicola Perra. Estimating the effect of social inequalities in the mitigation of covid-19 across communities in santiago de chile. *medRxiv*, oct 2020.

- [119] Gergely Röst, Ferenc A. Bartha, Norbert Bogya, Péter Boldog, Attila Dénes, Tamás Ferenci, Krisztina J. Horváth, Attila Juhász, Csilla Nagy, Tamás Tekeli, Zsolt Vizi, and Beatrix Oroszi. Early phase of the covid-19 outbreak in hungary and post-lockdown scenarios. *Viruses*, 12(7):708, jun 2020.
- [120] Alex Arenas, Wesley Cota, Jesús Gómez-Gardenes, Sergio Gómez, Clara Granell, Joan T. Matallanas, David Soriano-Palacios, and Benjamin Steinegger. Modeling the spatiotemporal epidemic spreading of covid-19 and the impact of mobility and social distancing interventions. *Phys. Rev. X*, 10(4), dec 2020.
- [121] Henrik Sjödin, Anders F Johansson, Ake Brännström, Zia Farooq, Hedi Katre Kriit, Annelies Wilder-Smith, Christofer Åström, Johan Thunberg, Mårten Söderquist, and Joacim Rocklöv. Covid-19 healthcare demand and mortality in sweden in response to non-pharmaceutical mitigation and suppression scenarios. *International Journal of Epidemiology*, sep 2020.
- [122] Max S. Y. Lau, Bryan Grenfell, Michael Thomas, Michael Bryan, Kristin Nelson, and Ben Lopman. Characterizing superspreading events and age-specific infectiousness of SARS-CoV-2 transmission in georgia, USA. *Proc Natl Acad Sci USA*, 117(36):22430–22435, aug 2020.
- [123] Patrick Bryant and Arne Elofsson. Estimating the impact of mobility patterns on covid-19 infection rates in 11 european countries. *PeerJ*, 8:e9879, sep 2020.
- [124] Darlan S. Candido, Ingra M. Claro, Jaqueline G. de Jesus, William M. Souza, Filipe R. R. Moreira, Simon Dellicour, Thomas A. Mellan, Louis du Plessis, Rafael H. M. Pereira, Flavia C. S. Sales, Erika R. Manuli, Julien Thézé, Luiz Almeida, Mariane T. Menezes, Carolina M. Voloch, Marcilio J. Fumagalli, Thaís M. Coletti, Camila A. M. da Silva, Mariana S. Ramundo, Mariene R. Amorim, Henrique H. Hoeltgebaum, Swapnil Mishra, Mandev S. Gill, Luiz M. Carvalho, Lewis F. Buss, Carlos A. Prete, Jordan Ashworth, Helder I. Nakaya, Pedro S. Peixoto, Oliver J. Brady, Samuel M. Nicholls, Amílcar Tanuri, Átila D. Rossi, Carlos K. V. Braga, Alexandra L. Gerber, Ana Paula de C. Guimarães, Nelson Gaburo, Cecila Salete Alencar, Alessandro C. S. Ferreira, Cristiano X. Lima, José Eduardo Levi, Celso Granato, Giulia M. Ferreira, Ronaldo S. Francisco, Fabiana Granja, Marcia T. Garcia, Maria Luiza Moretti, Mauricio W. Perroud, Terezinha M. P. P. Castiñeiras, Carolina S. Lazari, Sarah C. Hill, Andreza Aruska de Souza Santos, Camila L. Simeoni, Julia Forato, Andrei C. Sposito, Angelica Z. Schreiber, Magnun N. N. Santos, Camila Zolini de Sá, Renan P. Souza, Luciana C. Resende-Moreira, Mauro M. Teixeira, Josy Hubner, Patricia A. F. Leme, Rennan G. Moreira, Maurício L. Nogueira, Neil M. Ferguson, Silvia F. Costa, José Luiz Proença-Modena, Ana Tereza R. Vasconcelos, Samir Bhatt, Philippe Lemey, Chieh-Hsi Wu, Andrew Rambaut, Nick J. Loman, Renato S. Aguiar, Oliver G. Pybus, Ester C. Sabino, and Nuno Rodrigues Faria and. Evolution and epidemic spread of sars-cov-2 in brazil. *Science*, 369(6508):1255–1260, jul 2020.
- [125] Kathy Leung, Joseph T Wu, Di Liu, and Gabriel M Leung. First-wave covid-19 transmissibility and severity in china outside hubei after control measures, and second-wave scenario planning: a modelling impact assessment. *The Lancet*, 395(10233):1382–1393, apr 2020.
- [126] Billy J. Quilty, , Charlie Diamond, Yang Liu, Hamish Gibbs, Timothy W. Russell, Christopher I. Jarvis, Kiesha Prem, Carl A. B. Pearson, Samuel Clifford, Stefan Flasche, Petra Klepac, Rosalind M. Eggo, and Mark Jit. The effect of travel restrictions on the geographical spread of covid-19 between large cities in china: a modelling study. *BMC Medicine*, 18(1), aug 2020.
- [127] Zhong Zheng, Ke Wu, Zhixian Yao, Xinyi Zheng, Junhua Zheng, and Jian Chen. The prediction for development of covid-19 in global major epidemic areas through empirical trends in china by utilizing state transition matrix model. *BMC Infect Dis*, 20(1), sep 2020.
- [128] Benjamin J Cowling, Sheikh Taslim Ali, Tiffany W Y Ng, Tim K Tsang, Julian C M Li, Min Whui Fong, Qiuyan Liao, Mike YW Kwan, So Lun Lee, Susan S Chiu, Joseph T Wu, Peng Wu, and Gabriel M Leung. Impact assessment of non-pharmaceutical interventions against coronavirus disease 2019 and influenza in hong kong: an observational study. *The Lancet Public Health*, 5(5):e279–e288, may 2020.
- [129] Deepankar Basu, Maxwell Salvatore, Debashree Ray, Michael Kleinsasser, Soumik Purkayastha, Rupam Bhattacharyya, and Bhramar Mukherjee. A comprehensive public health evaluation of

lockdown as a non-pharmaceutical intervention on COVID-19 spread in india: National trends masking state level variations. *medRxiv*, may 2020.

- [130] Adil Al Wahaibi, Abdullah Al Manji, Amal Al Maani, Bader Al Rawahi, Khalid Al Harthy, Fatma Alyaquobi, Amina Al-Jardani, Eskild Petersen, and Seif Al Abri. Covid-19 epidemic monitoring after non-pharmaceutical interventions: The use of time-varying reproduction number in a country with a large migrant population. *International Journal of Infectious Diseases*, 99:466–472, oct 2020.
- [131] Damjan Manevski, Nina Ružić Gorenjec, Nataša Kejžar, and Rok Blagus. Modeling covid-19 pandemic using bayesian analysis with application to slovene data. *Mathematical Biosciences*, 329:108466, nov 2020.
- [132] Christopher P. Morley, Kathryn B. Anderson, Jana Shaw, Telisa Stewart, Stephen J. Thomas, and Dongliang Wang. Social distancing metrics and estimates of sars-cov-2 transmission rates: Associations between mobile telephone data tracking and r. *Journal of Public Health Management and Practice*, 26(6):606–612, jul 2020.
- [133] Jan M. Brauner, Sören Mindermann, Mrinank Sharma, David Johnston, John Salvatier, Tomáš Gavenčiak, Anna B. Stephenson, Gavin Leech, George Altman, Vladimir Mikulik, Alexander John Norman, Joshua Teperowski Monrad, Tamay Besiroglu, Hong Ge, Meghan A. Hartwick, Yee Whye Teh, Leonid Chindelevitch, Yarin Gal, and Jan Kulveit. Inferring the effectiveness of government interventions against covid-19. *Science*, 2020.
- [134] Bryan Wilder, Marie Charpignon, Jackson A. Killian, Han-Ching Ou, Aditya Mate, Shahin Jabbari, Andrew Perrault, Angel N. Desai, Milind Tambe, and Maimuna S. Majumder. Modeling between-population variation in covid-19 dynamics in hubei, lombardy, and new york city. *Proc Natl Acad Sci USA*, 117(41):25904–25910, sep 2020.
- [135] Anass Bouchnita and Aissam Jebrane. A hybrid multi-scale model of covid-19 transmission dynamics to assess the potential of non-pharmaceutical interventions. *Chaos, Solitons and Fractals*, 138:109941, sep 2020.
- [136] Alberto Aleta, David Martín-Corral, Ana Pastore y Piontti, Marco Ajelli, Maria Litvinova, Matteo Chinazzi, Natalie E. Dean, M. Elizabeth Halloran, Ira M. Longini Jr, Stefano Merler, Alex Pentland, Alessandro Vespignani, Esteban Moro, and Yamir Moreno. Modelling the impact of testing, contact tracing and household quarantine on second waves of covid-19. *Nat Hum Behav*, 4(9):964–971, aug 2020.
- [137] Alberto Aleta, David Martín-Corral, Michiel A. Bakker, Ana Pastore y Piontti, Marco Ajelli, Maria Litvinova, Matteo Chinazzi, Natalie E. Dean, M. Elizabeth Halloran, Ira M. Longini, Alex Pentland, Alessandro Vespignani, Yamir Moreno, and Esteban Moro. Quantifying the importance and location of sars-cov-2 transmission events in large metropolitan areas. *medRxiv*, 2020.
- [138] Okyu Kwon, Woo-Sik Son, Jin Yong Kim, and Jong-Hun Kim. Intervention effects in the transmission of covid-19 depending on the detection rate and extent of isolation. *Epidemiol Health*, page e2020045, jun 2020.
- [139] Petrônio C.L. Silva, Paulo V.C. Batista, Hélder S. Lima, Marcos A. Alves, Frederico G. Guimarães, and Rodrigo C.P. Silva. Covid-abs: An agent-based model of covid-19 epidemic to simulate health and economic effects of social distancing interventions. *Chaos, Solitons and Fractals*, 139:110088, oct 2020.
- [140] Julie C Blackwood and Lauren M Childs. An introduction to compartmental modeling for the budding infectious disease modeler. *Letters in Biomathematics*, 5(1):195–221, 2018.
- [141] Robert Verity, Lucy C Okell, Ilaria Dorigatti, Peter Winskill, Charles Whittaker, Natsuko Imai, Gina Cuomo-Dannenburg, Hayley Thompson, Patrick GT Walker, Han Fu, et al. Estimates of the severity of coronavirus disease 2019: a model-based analysis. *The Lancet infectious diseases*, 2020.
- [142] Alain Barrat, Marc Barthélemy, and Alessandro Vespignani. *Dynamical processes on complex networks*. Cambridge university press, 2008.

- [143] Albert-László Barabási et al. *Network science*. Cambridge university press, 2016.
- [144] Nicola Perra, Duygu Balcan, Bruno Gonçalves, and Alessandro Vespignani. Towards a characterization of behavior-disease models. *PloS one*, 6(8), 2011.
- [145] Vittoria Colizza and Alessandro Vespignani. Epidemic modeling in metapopulation systems with heterogeneous coupling pattern: Theory and simulations. *Journal of theoretical biology*, 251(3):450–467, 2008.
- [146] E. Tagliazucchi, P. Balenzuela, M. Travizano, G.B. Mindlin, and P.D. Mininni. Lessons from being challenged by covid-19. *Chaos, Solitons and Fractals*, 137:109923, aug 2020.
- [147] Duygu Balcan, Bruno Gonçalves, Hao Hu, José J. Ramasco, Vittoria Colizza, and Alessandro Vespignani. Modeling the spatial spread of infectious diseases: The global epidemic and mobility computational model. *Journal of Computational Science*, 1(3):132 – 145, 2010.
- [148] Duygu Balcan, Hao Hu, Bruno Gonçalves, Paolo Bajardi, Chiara Poletto, Jose Javier Ramasco, Daniela Paolotti, Nicola Perra, Michele Tizzoni, Wouter Van den Broeck, Vittoria Colizza, and Alessandro Vespignani. Seasonal transmission potential and activity peaks of the new influenza A(H1N1): A Monte Carlo likelihood analysis based on human mobility. *BMC medicine*, 7:45, 10 2009.
- [149] Ana Pastore y Piontti, Nicola Perra, Luca Rossi, Nicole Samay, and Alessandro Vespignani. *Charting the Next Pandemic: Modeling Infectious Disease Spreading in the Data Science Age*. Springer, 2018.
- [150] Duygu Balcan, Vittoria Colizza, Bruno Goncalves, Hao Hu, José J Ramasco, and Alessandro Vespignani. Multiscale mobility networks and the spatial spreading of infectious diseases. *Proceedings of the National Academy of Sciences*, 106(51):21484–21489, 2009.
- [151] Socioeconomic Data and Applications Center (SEDAC), Columbia University <http://sedac.ciesin.columbia.edu/gpw>.
- [152] Dina Mistry, Maria Litvinova, Matteo Chinazzi, Laura Fumanelli, Marcelo FC Gomes, Syed A Haque, Quan-Hui Liu, Kunpeng Mu, Xinyue Xiong, M Elizabeth Halloran, et al. Inferring high-resolution human mixing patterns for disease modeling. *arXiv preprint arXiv:2003.01214*, 2020.
- [153] Filippo Simini, Marta C González, Amos Maritan, and Albert-László Barabási. A universal model for mobility and migration patterns. *Nature*, 484(7392):96–100, 2012.
- [154] Anne Cori, Neil M Ferguson, Christophe Fraser, and Simon Cauchemez. A new framework and software to estimate time-varying reproduction numbers during epidemics. *American journal of epidemiology*, 178(9):1505–1512, 2013.
- [155] RN Thompson, JE Stockwin, Rolina D van Gaalen, JA Polonsky, ZN Kamvar, PA Demarsh, Elisabeth Dahlqwist, Siyang Li, Eve Miguel, Thibaut Jombart, et al. Improved inference of time-varying reproduction numbers during infectious disease outbreaks. *Epidemics*, 29:100356, 2019.
- [156] Nicolas Hoertel, Martin Blachier, Carlos Blanco, Mark Olfson, Marc Massetti, Marina Sánchez Rico, Frédéric Limosin, and Henri Leleu. A stochastic agent-based model of the sars-cov-2 epidemic in france. *Nature Medicine*, 26(9):1417–1421, 2020.
- [157] A Tintori, L Cerbara, G Ciancimino, M Crescimbene, F La Longa, and A Versari. Adaptive behavioural coping strategies as reaction to covid-19 social distancing in italy. *European review for medical and pharmacological sciences*, 24(20):10860–10866, 2020.
- [158] Elisabet Alzueta, Paul Perrin, Fiona C. Baker, Sendy Caffarra, Daniela Ramos-Usuga, Dilara Yuksel, and Juan Carlos Arango-Lasprilla. How the covid-19 pandemic has changed our lives: A study of psychological correlates across 59 countries. *J Clin Psychol*, oct 2020.
- [159] Md. Saiful Islam, Most. Zannatul Ferdous, and Marc N. Potenza. Panic and generalized anxiety during the COVID-19 pandemic among bangladeshi people: An online pilot survey early in the outbreak. *Journal of Affective Disorders*, 276:30–37, nov 2020.

- [160] Qi Cai, Hongliang Feng, Jing Huang, Meiyao Wang, Qunfeng Wang, Xuanzhen Lu, Yu Xie, Xing Wang, Zhenxing Liu, Botong Hou, Keni Ouyang, Jing Pan, Qin Li, Beibei Fu, Yongchao Deng, and Yumin Liu. The mental health of frontline and non-frontline medical workers during the coronavirus disease 2019 (covid-19) outbreak in china: A case-control study. *Journal of Affective Disorders*, 275:210–215, oct 2020.
- [161] Qi Liu, Yu Zhou, Xinyan Xie, Qi Xue, Kaiheng Zhu, Zihao Wan, Hao Wu, Jiajia Zhang, and Ranran Song. The prevalence of behavioral problems among school-aged children in home quarantine during the COVID-19 pandemic in china. *Journal of Affective Disorders*, 279:412–416, jan 2021.
- [162] Angelina R. Sutin, Martina Luchetti, Damaris Aschwanden, Ji Hyun Lee, Amanda A. Sesker, Jason E. Strickhouser, Yannick Stephan, and Antonio Terracciano. Change in five-factor model personality traits during the acute phase of the coronavirus pandemic. *PLoS ONE*, 15(8):e0237056, aug 2020.
- [163] Martina Luchetti, Ji Hyun Lee, Damaris Aschwanden, Amanda Sesker, Jason E. Strickhouser, Antonio Terracciano, and Angelina R. Sutin. The trajectory of loneliness in response to covid-19. *American Psychologist*, 75(7):897–908, oct 2020.
- [164] Stephen W. Patrick, Laura E. Henkhaus, Joseph S. Zickafoose, Kim Lovell, Alese Halvorson, Sarah Loch, Mia Letterie, and Matthew M. Davis. Well-being of parents and children during the COVID-19 pandemic: A national survey. *Pediatrics*, 146(4):e2020016824, jul 2020.
- [165] Selka Sadiković, Bojan Branovački, Milan Oljača, Dušanka Mitrović, Dejan Pajić, and Snežana Smederevac. Daily monitoring of emotional responses to the coronavirus pandemic in serbia: A citizen science approach. *Front. Psychol.*, 11, aug 2020.
- [166] John P. Trougakos, Nitya Chawla, and Julie M. McCarthy. Working in a pandemic: Exploring the impact of covid-19 health anxiety on work, family, and health outcomes. *Journal of Applied Psychology*, 105(11):1234–1245, nov 2020.
- [167] Lili Song, Yong Wang, ZhengLin Li, Ying Yang, and Hao Li. Mental health and work attitudes among people resuming work during the COVID-19 pandemic: A cross-sectional study in china. *IJERPH*, 17(14):5059, jul 2020.
- [168] Nestor Asiamah, Frank Frimpong Opuni, Edwin Mends-Brew, Samuel Worlanyo Mensah, Henry Kofi Mensah, and Fidelis Quansah. Short-term changes in behaviors resulting from COVID-19-related social isolation and their influences on mental health in ghana. *Community Ment Health J*, oct 2020.
- [169] Sawsan Abuhammad. Violence against jordanian women during covid-19 outbreak. *International Journal of Clinical Practice*, nov 2020.
- [170] Cristina Mazza, Eleonora Ricci, Daniela Marchetti, Lilybeth Fontanesi, Serena Di Giandomenico, Maria Cristina Verrocchio, and Paolo Roma. How personality relates to distress in parents during the covid-19 lockdown: The mediating role of child’s emotional and behavioral difficulties and the moderating effect of living with other people. *IJERPH*, 17(17):6236, aug 2020.
- [171] Kerstin Gerst Emerson. Coping with being cooped up: Social distancing during covid-19 among 60+ in the united states. *Revista Panamericana de Salud Publica*, 44:1, jun 2020.
- [172] William E. Copeland, Ellen McGinnis, Yang Bai, Zoe Adams, Hilary Nardone, Vinay Devadanam, Jeffrey Rettew, and Jim J. Hudziak. Impact of covid on college student mental health and wellness. *Journal of the American Academy of Child and Adolescent Psychiatry*, oct 2020.
- [173] Christine M. Lee, Jennifer M. Cadigan, and Isaac C. Rhew. Increases in loneliness among young adults during the covid-19 pandemic and association with increases in mental health problems. *Journal of Adolescent Health*, 67(5):714–717, nov 2020.
- [174] Jeremy F Huckins, Alex W DaSilva, Weichen Wang, Elin Hedlund, Courtney Rogers, Subigya K Nepal, Jialing Wu, Mikio Obuchi, Eilis I Murphy, Meghan L Meyer, Dylan D Wagner, Paul E Holtzheimer, and Andrew T Campbell. Mental health and behavior during the early phases of the covid-19 pandemic: A longitudinal mobile smartphone and ecological momentary assessment study in college students (preprint). *Journal of Medical Internet Research*, may 2020.

- [175] Suzanne van de Groep, Kiki Zanolie, Kayla H. Green, Sophie W. Sweijen, and Eveline A. Crone. A daily diary study on adolescents' mood, empathy, and prosocial behavior during the covid-19 pandemic. *PLoS ONE*, 15(10):e0240349, oct 2020.
- [176] Zhijun Liu, Hui Tang, Qiyun Jin, Guanghai Wang, Zixin Yang, Hongyan Chen, Hongxia Yan, Wenjie Rao, and Judith Owens. Sleep of preschoolers during the coronavirus disease 2019 (COVID-19) outbreak. *J Sleep Res*, jul 2020.
- [177] Vicent Balanzá-Martínez, Flavio Kapczinski, Taiane de Azevedo Cardoso, Beatriz Atienza-Carbonell, Adriane R. Rosa, Jurema C. Mota, and Raquel B. De Boni. The assessment of lifestyle changes during the covid-19 pandemic using a multidimensional scale. *Revista de Psiquiatria y Salud Mental*, aug 2020.
- [178] Nina Trivedy Rogers, Naomi R. Waterlow, Hannah Brindle, Luisa Enria, Rosalind M. Eggo, Shelley Lees, and Chrissy h. Roberts. Behavioral change towards reduced intensity physical activity is disproportionately prevalent among adults with serious health issues or self-perception of high risk during the UK COVID-19 lockdown. *Front. Public Health*, 8, sep 2020.
- [179] Kyle J Bourassa, David A Sbarra, Avshalom Caspi, and Terrie E Moffitt. Social distancing as a health behavior: County-level movement in the united states during the covid-19 pandemic is associated with conventional health behaviors. *Annals of Behavioral Medicine*, 54(8):548–556, jul 2020.
- [180] Gregory Knell, Michael C. Robertson, Erin E. Dooley, Katie Burford, and Karla S. Mendez. Health behavior changes during COVID-19 pandemic and subsequent stay-at-home orders. *IJERPH*, 17(17):6268, aug 2020.
- [181] Denise C. Vidot, Jessica Y. Islam, Marlene Camacho-Rivera, Melissa B. Harrell, Devika R. Rao, Jennifer V. Chavez, Lucas G. Ochoa, WayWay M. Hlaing, Michelle Weiner, and Sarah E. Messiah. The COVID-19 cannabis health study: Results from an epidemiologic assessment of adults who use cannabis for medicinal reasons in the united states. *Journal of Addictive Diseases*, pages 1–11, sep 2020.
- [182] Mohamed A. Hammoud, Lisa Maher, Martin Holt, Louisa Degenhardt, Fengyi Jin, Dean Murphy, Benjamin Bavinton, Andrew Grulich, Toby Lea, Bridget Haire, Adam Bourne, Peter Saxton, Stefanie Vaccher, Jeanne Ellard, Brent Mackie, Colin Batrouney, Nicky Bath, and Garrett Prestage. Physical distancing due to covid-19 disrupts sexual behaviors among gay and bisexual men in australia: Implications for trends in HIV and other sexually transmissible infections. *JAIDS Journal of Acquired Immune Deficiency Syndromes*, 85(3):309–315, nov 2020.
- [183] Carolina Barbosa, Alexander J. Cowell, and William N. Dowd. Alcohol consumption in response to the COVID-19 pandemic in the united states. *Journal of Addiction Medicine*, Publish Ahead of Print, oct 2020.
- [184] María Medrano, Cristina Cadenas-Sanchez, Maddi Oses, Lide Arenaza, Maria Amasene, and Idoia Labayen. Changes in lifestyle behaviours during the COVID -19 confinement in spanish children: A longitudinal analysis from the MUGI project. *Pediatric Obesity*, sep 2020.
- [185] Cristina Romero-Blanco, Julián Rodríguez-Almagro, María Dolores Onieva-Zafra, María Laura Parra-Fernández, María del Carmen Prado-Laguna, and Antonio Hernández-Martínez. Sleep pattern changes in nursing students during the COVID-19 lockdown. *IJERPH*, 17(14):5222, jul 2020.
- [186] Kimberly M. Nelson, Allegra R. Gordon, Steven A. John, Claire D. Stout, and Katharyn Macapagal. Physical sex is over for now: Impact of COVID-19 on the well-being and sexual health of adolescent sexual minority males in the u.s. *Journal of Adolescent Health*, 67(6):756–762, dec 2020.
- [187] Sarah K. Schäfer, M. Roxanne Sopp, Christian G. Schanz, Marlene Staginnus, Anja S. Göritz, and Tanja Michael. Impact of COVID-19 on public mental health and the buffering effect of a sense of coherence. *Psychother Psychosom*, pages 1–7, aug 2020.
- [188] Venja Musche, Alexander Bäuerle, Jasmin Steinbach, Adam Schweda, Madeleine Hetkamp, Benjamin Weismüller, Hannah Kohler, Mingo Beckmann, Ken Herrmann, Mitra Tewes, Dirk Schaden-dorf, Eva-Maria Skoda, and Martin Teufel. COVID-19-related fear and health-related safety behavior in oncological patients. *Front. Psychol.*, 11, aug 2020.

- [189] Miyako Kishimoto, Takuya Ishikawa, and Masato Odawara. Behavioral changes in patients with diabetes during the COVID-19 pandemic. *Diabetol Int*, sep 2020.
- [190] Stefano Passanisi, Maria Pecoraro, Francesco Pira, Angela Alibrandi, Vittoria Donia, Paola Lonia, Giovanni Battista Pajno, Giuseppina Salzano, and Fortunato Lombardo. Quarantine due to the COVID-19 pandemic from the perspective of pediatric patients with type 1 diabetes: A web-based survey. *Front. Pediatr.*, 8, jul 2020.
- [191] Giovanni Martinotti, Maria Chiara Alessi, Chiara Di Natale, Antonella Sociali, Franca Ceci, Lorenza Lucidi, Elena Picutti, Francesco Di Carlo, Mariangela Corbo, Federica Vellante, Federica Fiori, Gaia Tourjansky, Gabriella Catalano, Maria Luisa Carenti, Chiara Concetta Incerti, Luigi Bartoletti, Stefano Barlati, Vincenzo Maria Romeo, Valeria Verrastro, Fabio De Giorgio, Alessandro Valchera, Gianna Sepede, Pietro Casella, Mauro Pettorruso, and Massimo di Gianantonio. Psychopathological burden and quality of life in substance users during the COVID-19 lockdown period in Italy. *Front. Psychiatry*, 11, sep 2020.
- [192] Rodrigo A.V. Browne, Geovani A.D. Macêdo, Ludmila L.P. Cabral, Gledson T.A. Oliveira, Andrés Vivas, Eduardo B. Fontes, Hassan M. Elsangedy, and Eduardo C. Costa. Initial impact of the COVID-19 pandemic on physical activity and sedentary behavior in hypertensive older adults: An accelerometer-based analysis. *Experimental Gerontology*, 142:111121, dec 2020.
- [193] Anna L. Beukenhorst, Ella Collins, Katherine M. Burke, Syed Minhajur Rahman, Margaret Clapp, Sai Charan Konanki, Sabrina Paganoni, Timothy M. Miller, James Chan, Jukka-Pekka Onnela, and James D. Berry. Smartphone data during the COVID -19 pandemic can quantify behavioral changes in people with ALS. *Muscle and Nerve*, oct 2020.
- [194] Vincenzo Galasso, Vincent Pons, Paola Profeta, Michael Becher, Sylvain Brouard, and Martial Foucault. Gender differences in covid-19 attitudes and behavior: Panel evidence from eight countries. *Proc Natl Acad Sci USA*, 117(44):27285–27291, oct 2020.
- [195] William E. Allen, Han Altae-Tran, James Briggs, Xin Jin, Glen McGee, Andy Shi, Rumya Raghavan, Mireille Kamariza, Nicole Nova, Albert Pereta, Chris Danford, Amine Kamel, Patrik Gothe, Evrhet Milam, Jean Aurambault, Thorben Primke, Weijie Li, Josh Inkenbrandt, Tuan Huynh, Evan Chen, Christina Lee, Michael Croatto, Helen Bentley, Wendy Lu, Robert Murray, Mark Travassos, Brent A. Coull, John Openshaw, Casey S. Greene, Ophir Shalem, Gary King, Ryan Probasco, David R. Cheng, Ben Silberman, Feng Zhang, and Xihong Lin. Population-scale longitudinal mapping of COVID-19 symptoms, behaviour and testing. *Nat Hum Behav*, 4(9):972–982, aug 2020.
- [196] Kaori Muto, Isamu Yamamoto, Miwako Nagasu, Mikihiro Tanaka, and Koji Wada. Japanese citizens behavioral changes and preparedness against covid-19: An online survey during the early phase of the pandemic. *PLoS ONE*, 15(6):e0234292, jun 2020.
- [197] Hong Xu, Yong Gan, Daikun Zheng, Bo Wu, Xian Zhu, Chang Xu, Chenglu Liu, Zhou Tao, Yaoyue Hu, Min Chen, Mingjing Li, Zuxun Lu, and Jack Chen. Relationship between COVID-19 infection and risk perception, knowledge, attitude, and four nonpharmaceutical interventions during the late period of the COVID-19 epidemic in China: Online cross-sectional survey of 8158 adults. *J Med Internet Res*, 22(11):e21372, nov 2020.
- [198] Lifeng Wei, Zhuowa Sha, Ying Wang, Gangyu Zhang, Haonan Jia, Shuang Zhou, Yuanheng Li, Yameng Wang, Chao Liu, Mingli Jiao, Shufan Sun, and Qunhong Wu. Willingness and beliefs associated with reporting travel history to high-risk coronavirus disease 2019 epidemic regions among the Chinese public: a cross-sectional study. *BMC Public Health*, 20(1), jul 2020.
- [199] Daniel Lüdecke and Olaf von dem Knesebeck. Protective behavior in course of the COVID-19 outbreak—survey results from Germany. *Front. Public Health*, 8, sep 2020.
- [200] Hani Al-Dmour, Raed Masadeh, Amer Salman, Mohammad Abuhashesh, and Rand Al-Dmour. Influence of social media platforms on public health protection against the COVID-19 pandemic via the mediating effects of public health awareness and behavioral changes: Integrated model. *J Med Internet Res*, 22(8):e19996, aug 2020.

- [201] Sania Ashraf, Jinyi Kuang, Upasak Das, and Cristina Bicchieri. Sanitation practices during early phases of COVID-19 lockdown in peri-urban communities in tamil nadu, india. *The American Journal of Tropical Medicine and Hygiene*, 103(5):2012–2018, nov 2020.
- [202] Jinyi Kuang, Sania Ashraf, Upasak Das, and Cristina Bicchieri. Awareness, risk perception, and stress during the COVID-19 pandemic in communities of tamil nadu, india. *IJERPH*, 17(19):7177, sep 2020.
- [203] Rina Tripathi, Saad S. Alqahtani, Ahmed A. Albarraq, Abdulkarim M. Meraya, Pankaj Tripathi, David Banji, Saeed Alshahrani, Waquar Ahsan, and Fatimah M. Alnakhli. Awareness and preparedness of COVID-19 outbreak among healthcare workers and other residents of south-west saudi arabia: A cross-sectional survey. *Front. Public Health*, 8, aug 2020.
- [204] Žan Lep, Katarina Babnik, and Kaja Hacin Beyazoglu. Emotional responses and self-protective behavior within days of the COVID-19 outbreak: The promoting role of information credibility. *Front. Psychol.*, 11, jul 2020.
- [205] Lesley Gray, Carol MacDonald, Natasha Tassell-Matamua, James Stanley, Amanda Kvalsvig, Jane Zhang, Samantha Murton, Siouxsie Wiles, Viliami Puloka, Julia Becker, David Johnston, and Michael G. Baker. Wearing one for the team: views and attitudes to face covering in new zealand/aotearoa during covid-19 alert level 4 lockdown. *J Prim Health Care*, 12(3):199, 2020.
- [206] Peng-Wei Wang, Wei-Hsin Lu, Nai-Ying Ko, Yi-Lung Chen, Dian-Jeng Li, Yu-Ping Chang, and Cheng-Fang Yen. Covid-19-related information sources and the relationship with confidence in people coping with covid-19: Facebook survey study in taiwan. *J Med Internet Res*, 22(6):e20021, jun 2020.
- [207] Monica L. Kasting, Katharine J. Head, Jane A. Hartsock, Lynne Sturm, and Gregory D. Zimet. Public perceptions of the effectiveness of recommended non-pharmaceutical intervention behaviors to mitigate the spread of SARS-CoV-2. *PLoS ONE*, 15(11):e0241662, nov 2020.
- [208] Nicholas L Arp, Tung H Nguyen, Emma J Graham Linck, Austin K Feeney, Jonathan H Schroppe, Katrina L Ruedinger, Anqi Gao, Margot Miranda-Katz, Ashley E Kates, and Nasia Safdar. Use of face coverings by the public during the COVID-19 pandemic: an observational study. *medRxiv*, jun 2020.
- [209] Steven J Clipman, Amy P Wesolowski, Dustin G Gibson, Smisha Agarwal, Anastasia S Lambrou, Gregory D Kirk, Alain B Labrique, Shruti H Mehta, and Sunil S Solomon. Rapid real-time tracking of nonpharmaceutical interventions and their association with severe acute respiratory syndrome coronavirus 2 (SARS-CoV-2) positivity: The coronavirus disease 2019 (COVID-19) pandemic pulse study. *Clinical Infectious Diseases*, sep 2020.
- [210] Kiva A. Fisher, John P. Barile, Rebecca J. Guerin, Kayla L. Vanden Esschert, Alexiss Jeffers, Lin H. Tian, Amanda Garcia-Williams, Brian Gurbaxani, William W. Thompson, and Christine E. Prue. Factors associated with cloth face covering use among adults during the COVID-19 pandemic — united states, april and may 2020. *MMWR Morb. Mortal. Wkly. Rep. Morbidity and Mortality Weekly Report*, 69(28):933–937, jul 2020.
- [211] Vladimir M. Cvetković, Neda Nikolić, Una Radovanović Nenadić, Adem Öcal, Eric K. Noji, and Miodrag Zečević. Preparedness and preventive behaviors for a pandemic disaster caused by COVID-19 in serbia. *IJERPH*, 17(11):4124, jun 2020.
- [212] Ayesha Haque, Sadaf Mumtaz, Osama Khattak, Rafia Mumtaz, and Amal Ahmed. Comparing the preventive behavior of medical students and physicians in the era of covid-19: Novel medical problems demand novel curricular interventions. *Biochem Mol Biol Educ*, 48(5):473–481, jul 2020.
- [213] Shamsheer ul Haq, Pomi Shahbaz, and Ismet Boz. Knowledge, behavior and precautionary measures related to COVID-19 pandemic among the general public of punjab province, pakistan. *J Infect Dev Ctries*, 14(08):823–835, aug 2020.
- [214] Fizra Balkhi, Aamna Nasir, Arhama Zehra, and Ramsha Riaz. Psychological and behavioral response to the coronavirus (COVID-19) pandemic. *Cureus*, may 2020.

- [215] Ammar Ahmed Siddiqui, Freah Alshammmary, Junaid Amin, Hassaan Anwer Rathore, Ibne Hassan, Muhammad Ilyas, and Mohammad Khursheed Alam. Knowledge and practice regarding prevention of COVID-19 among the saudi arabian population. *WOR*, 66(4):767–775, sep 2020.
- [216] Won Mo Jang, Deok Hyun Jang, and Jin Yong Lee. Social distancing and transmission-reducing practices during the 2019 coronavirus disease and 2015 middle east respiratory syndrome coronavirus outbreaks in korea. *J Korean Med Sci*, 35(23), 2020.
- [217] Sarah J Barber and Hyunji Kim. COVID-19 worries and behavior changes in older and younger men and women. *The Journals of Gerontology: Series B*, may 2020.
- [218] Thomas Probst, Peter Stippl, and Christoph Pieh. Changes in provision of psychotherapy in the early weeks of the COVID-19 lockdown in austria. *IJERPH*, 17(11):3815, may 2020.
- [219] Marco Colizzi, Elena Sironi, Federico Antonini, Marco Luigi Ciceri, Chiara Bovo, and Leonardo Zoccante. Psychosocial and behavioral impact of COVID-19 in autism spectrum disorder: An online parent survey. *Brain Sciences*, 10(6):341, jun 2020.
- [220] S. Jeste, C. Hyde, C. Distefano, A. Halladay, S. Ray, M. Porath, R. B. Wilson, and A. Thurm. Changes in access to educational and healthcare services for individuals with intellectual and developmental disabilities during COVID-19 restrictions. *Journal of Intellectual Disability Research*, 64(11):825–833, sep 2020.
- [221] Nicole Korecka, Rafael Rabenstein, Christoph Pieh, Peter Stippl, Antonia Barke, Bettina Doering, Katharina Gossmann, Elke Humer, and Thomas Probst. Psychotherapy by telephone or internet in austria and germany which CBT psychotherapists rate it more comparable to face-to-face psychotherapy in personal contact and have more positive actual experiences compared to previous expectations? *IJERPH*, 17(21):7756, oct 2020.
- [222] Prateek Kumar Panda, Lesa Dawman, Pragnya Panda, and Indar Kumar Sharawat. Feasibility and effectiveness of teleconsultation in children with epilepsy amidst the ongoing COVID-19 pandemic in a resource-limited country. *Seizure*, 81:29–35, oct 2020.
- [223] Ann A. Murphy, Sean Karyczak, Joni N. Dolce, Michelle Zechner, Francine Bates, Kenneth J. Gill, and Pamela Rothpletz-Puglia. Challenges experienced by behavioral health organizations in new york resulting from COVID-19: A qualitative analysis. *Community Ment Health J*, oct 2020.
- [224] Glenn Waller, Matthew Pugh, Sandra Mulkens, Elana Moore, Victoria A. Mountford, Jacqueline Carter, Amy Wicksteed, Aryel Maharaj, Tracey D. Wade, Lucene Wisniewski, Nicholas R. Farrell, Bronwyn Raykos, Susanne Jorgensen, Jane Evans, Jennifer J. Thomas, Ivana Osenk, Carolyn Paddock, Brittany Bohrer, Kristen Anderson, Hannah Turner, Tom Hildebrandt, Nikos Xanidis, and Vera Smit. Cognitive-behavioral therapy in the time of coronavirus: Clinician tips for working with eating disorders via telehealth when face-to-face meetings are not possible. *Int J Eat Disord*, 53(7):1132–1141, may 2020.
- [225] Dilara Kersebaum, Sophie-Charlotte Fabig, Manon Sendel, Juliane Sachau, Josephine Lassen, Stefanie Rehm, Philipp Hüllemann, Ralf Baron, and Janne Gierthmühlen. The early influence of COVID-19 pandemic-associated restrictions on pain, mood, and everyday life of patients with painful polyneuropathy. *PR9 Reports*, 5(6):e858, oct 2020.
- [226] Matilde Taddei and Sara Bulgheroni. Facing the real time challenges of the COVID-19 emergency for child neuropsychology service in milan. *Research in Developmental Disabilities*, 107:103786, dec 2020.
- [227] Natascia Brondino, Stefano Damiani, and Pierluigi Politi. Effective strategies for managing COVID-19 emergency restrictions for adults with severe ASD in a daycare center in italy. *Brain Sciences*, 10(7):436, jul 2020.
- [228] Vittorio Gebbia, Dario Piazza, Maria Rosaria Valerio, Nicolo Borsellino, and Alberto Firenze. Patients with cancer and covid-19: A whatsapp messenger-based survey of patients’ queries, needs, fears, and actions taken. *JCO Global Oncology*, (6):722–729, sep 2020.

- [229] Concetta Elisa Onesti, Hope S Rugo, Daniele Generali, Marc Peeters, Khalil Zaman, Hans Wildiers, Nadia Harbeck, Miguel Martin, Massimo Cristofanilli, Javier Cortes, Vivianne Tjan-Heijnen, Sara A Hurvitz, Guy Berchem, Marco Tagliamento, Mario Campone, Rupert Bartsch, Sabino De Placido, Fabio Puglisi, Sylvie Rottey, Volkmar Müller, Thomas Ruhstaller, Jean-Pascal Machiels, PierFranco Conte, Ahmad Awada, and Guy Jerusalem. Oncological care organisation during COVID-19 outbreak. *ESMO Open*, 5(4):e000853, aug 2020.
- [230] Lawrence A Palinkas, Lauren Whiteside, Deepika Nehra, Allison Engstrom, Mark Taylor, Kathleen Moloney, and Douglas F Zatzick. Rapid ethnographic assessment of the COVID-19 pandemic april 2020 ‘surge’ and its impact on service delivery in an acute care medical emergency department and trauma center. *BMJ Open*, 10(10):e041772, oct 2020.
- [231] Xiaoye Li, Chengchun Zuo, Wenjing Lu, Ye Zou, Qing Xu, Xiaoyu Li, and Qianzhou Lv. Evaluation of remote pharmacist-led outpatient service for geriatric patients on rivaroxaban for nonvalvular atrial fibrillation during the COVID-19 pandemic. *Front. Pharmacol.*, 11, aug 2020.
- [232] Andrea Monaco, Tommaso Maria Manzia, Roberta Angelico, Giuseppe Iaria, Carlo Gazia, Yousef Al Alawi, Konstantinos Fourtounas, Giuseppe Tisone, and Roberto Cacciola. Awareness and impact of non-pharmaceutical interventions during coronavirus disease 2019 pandemic in renal transplant recipients. *Transplantation Proceedings*, 52(9):2607–2613, nov 2020.
- [233] Mohammed Ayas, Ahmad Mohd Haider Ali Al Amadi, Duaa Khaled, and Ahmad Munzer Alwaa. Impact of COVID-19 on the access to hearing health care services for children with cochlear implants: a survey of parents. *F1000Res*, 9:690, jul 2020.
- [234] Andrew Auerbach, Kevin J O Leary, S Ryan Greysen, James D Harrison, Sunil Kripalani, Gregory W Ruhnke, Eduard E Vasilevskis, Judith Maselli, Margaret C Fang, Shoshana J Herzig, Tiffany Lee, and Jeffrey Schnipper. Hospital ward adaptation during the COVID-19 pandemic: A national survey of academic medical centers. *J Hosp Med*, 15(8):483–488, jul 2020.
- [235] Jennifer W. Applebaum, Camie A. Tomlinson, Angela Matijczak, Shelby E. McDonald, and Barbara A. Zsembik. The concerns, difficulties, and stressors of caring for pets during COVID-19: Results from a large survey of u.s. pet owners. *Animals*, 10(10):1882, oct 2020.
- [236] Anders Haakansson. Changes in gambling behavior during the covid-19 pandemic. a web survey study in sweden. *IJERPH*, 17(11):4013, jun 2020.
- [237] Francesca Ugolini, Luciano Massetti, Pedro Calaza-Martínez, Paloma Cariñanos, Cynnamon Dobbs, Silvija Krajter Ostoić, Ana Marija Marin, David Pearlmutter, Hadas Saaroni, Ingrida Šaulienė, Maja Simoneti, Andrej Verlič, Dijana Vuletić, and Giovanni Sanesi. Effects of the covid-19 pandemic on the use and perceptions of urban green space: An international exploratory study. *Urban Forestry and Urban Greening*, 56:126888, dec 2020.
- [238] Christoph Randler, Piotr Tryjanowski, Jukka Jokimäki, Marja-Liisa Kaisanlahti-Jokimäki, and Naomi Staller. Sars-cov2 (covid-19) pandemic lockdown influences nature-based recreational activity: The case of birders. *IJERPH*, 17(19):7310, oct 2020.
- [239] Anders Håkansson. Impact of covid-19 on online gambling - a general population survey during the pandemic. *Front. Psychol.*, 11, sep 2020.
- [240] Chulhwan Choi and Chul-Ho Bum. Changes in the type of sports activity due to covid-19: Hypochondriasis and the intention of continuous participation in sports. *IJERPH*, 17(13):4871, jul 2020.
- [241] Anders Håkansson, Caroline Jönsson, and Göran Kenttä. Psychological distress and problem gambling in elite athletes during covid-19 restrictions - a web survey in top leagues of three sports during the pandemic. *IJERPH*, 17(18):6693, sep 2020.
- [242] Scott Graupensperger, Alex J. Benson, Jason R. Kilmer, and M. Blair Evans. Social (un)distancing: Teammate interactions, athletic identity, and mental health of student-athletes during the covid-19 pandemic. *Journal of Adolescent Health*, 67(5):662–670, nov 2020.

- [243] Ying Zhao, Yong Guo, Yu Xiao, Ranke Zhu, Wei Sun, Weiyong Huang, Deyi Liang, Liuying Tang, Fan Zhang, Dongsheng Zhu, et al. The effects of online homeschooling on children, parents, and teachers of grades 1–9 during the covid-19 pandemic. *Medical Science Monitor: International Medical Journal of Experimental and Clinical Research*, 26:e925591–1, 2020.
- [244] Lina Elsalem, Nosayba Al-Azzam, Ahmad A. Jumah, Nail Obeidat, Amer Mahmoud Sindiani, and Khalid A. Kheirallah. Stress and behavioral changes with remote e-exams during the covid-19 pandemic: A cross-sectional study among undergraduates of medical sciences. *Annals of Medicine and Surgery*, 60:271–279, dec 2020.
- [245] Kyle R. Myers, Wei Yang Tham, Yian Yin, Nina Cohodes, Jerry G. Thursby, Marie C. Thursby, Peter Schiffer, Joseph T. Walsh, Karim R. Lakhani, and Dashun Wang. Unequal effects of the covid-19 pandemic on scientists. *Nat Hum Behav*, 4(9):880–883, jul 2020.
- [246] Sebastian Bönisch, Karl Wegscheider, Linda Krause, Susanne Sehner, Sarah Wiegel, Antonia Zapf, Silke Moser, and Heiko Becher. Effects of coronavirus disease (covid-19) related contact restrictions in germany, march to may 2020, on the mobility and relation to infection patterns. *Front. Public Health*, 8, oct 2020.
- [247] Shaoxiong Sun, Amos A Folarin, Yatharth Ranjan, Zulqarnain Rashid, Pauline Conde, Callum Stewart, Nicholas Cummins, Faith Matcham, Gloria Dalla Costa, Sara Simblett, Letizia Leocani, Femke Lamers, Per Soelberg Sorensen, Mathias Buron, Ana Zabalza, Ana Isabel Guerrero Pérez, Brenda WJH Penninx, Sara Siddi, Josep Maria Haro, Inez Myin-Germeys, Aki Rintala, Til Wykes, Vaibhav A Narayan, Giancarlo Comi, Matthew Hotopf, and Richard JB Dobson and. Using smartphones and wearable devices to monitor behavioral changes during covid-19. *J Med Internet Res*, 22(9):e19992, sep 2020.
- [248] Wei Song, Xiaotong Jin, Jian Gao, and Taiyang Zhao. Will buying follow others ease their threat of death? an analysis of consumer data during the period of covid-19 in china. *IJERPH*, 17(9):3215, may 2020.
- [249] Alina Butu, Ioan Sebastian Brumă, Lucian Tanasă, Steliana Rodino, Codrin Dinu Vasiliu, Sebastian Doboş, and Marian Butu. The impact of covid-19 crisis upon the consumer buying behavior of fresh vegetables directly from local producers. case study: The quarantined area of suceava county, romania. *IJERPH*, 17(15):5485, jul 2020.
- [250] Sarra Jribi, Hanen Ben Ismail, Darine Doggui, and Hajer Debbabi. Covid-19 virus outbreak lockdown: What impacts on household food wastage? *Environ Dev Sustain*, 22(5):3939–3955, apr 2020.
- [251] Juanjuan Zhang, Maria Litvinova, Yuxia Liang, Wen Zheng, Huilin Shi, Alessandro Vespignani, Cecile Viboud, Marco Ajelli, and Hongjie Yu. The impact of relaxing interventions on human contact patterns and sars-cov-2 transmission in china. *medRxiv*, aug 2020.
- [252] Elizabeth A. Samuels, Seth A. Clark, Caroline Wunsch, Lee Ann Jordison Keeler, Neha Reddy, Rahul Vanjani, and Rachel S. Wightman. Innovation during covid-19: Improving addiction treatment access. *Journal of Addiction Medicine*, 14(4):e8–e9, may 2020.
- [253] Matthew L. Goldman, Benjamin G. Druss, Marcela Horvitz-Lennon, Grayson S. Norquist, Kristin Kroeger Ptakowski, Amy Brinkley, Miranda Greiner, Heath Hayes, Brian Hepburn, Shea Jorgensen, Marvin S. Swartz, and Lisa B. Dixon. Mental health policy in the era of covid-19. *PS*, 71(11):1158–1162, nov 2020.
- [254] Jen Lau, Janine Knudsen, Hannah Jackson, Andrew B. Wallach, Michael Bouton, Shaw Natsui, Christopher Philippou, Erfan Karim, David M. Silvestri, Lynsey Avalone, Milana Zaurova, Daniel Schatz, Vivian Sun, and Dave A. Chokshi. Staying connected in the covid-19 pandemic: Telehealth at the largest safety-net system in the united states. *Health Affairs*, 39(8):1437–1442, aug 2020.
- [255] Samantha L. Connolly, Kelly L. Stolzmann, Leonie Heyworth, Kendra R. Weaver, Mark S. Bauer, and Christopher J. Miller. Rapid increase in telemental health within the department of veterans affairs during the covid-19 pandemic. *Telemedicine and e-Health*, sep 2020.

- [256] M. Sweeney. Counseling clients during new york city’s covid-19 pandemic: observations on fundamental elements of emotions management. *Ir. j. psychol. Med.*, 37(3):212–213, may 2020.
- [257] Katelyn M Gostic, Lauren McGough, Edward Baskerville, Sam Abbott, Keya Joshi, Christine Tedijanto, Rebecca Kahn, Rene Niehus, James A Hay, Pablo M. De Salazar, Joel Hellewell, Sophie Meakin, James Munday, Nikos Bosse, Katharine Sherratt, Robin M Thompson, Laura F White, Jana Huisman, Jérémie Scire, Sebastian Bonhoeffer, Tanja Stadler, Jacco Wallinga, Sebastian Funk, Marc Lipsitch, and Sarah Cobey. Practical considerations for measuring the effective reproductive number, rt. *medRxiv*, jun 2020.
- [258] Rosario Leonardi, Piera Bellinzoni, Luigi Broglia, Renzo Colombo, Davide De Marchi, Lorenzo Falcone, Guido Giusti, Vincenzo Grasso, Guglielmo Mantica, Giovanni Passaretti, Silvia Proietti, Antonio Russo, Giuseppe Saitta, Salvatore Smelzo, Nazareno Suardi, and Franco Gaboardi. Hospital care in departments defined as covid-free: A proposal for a safe hospitalization protecting healthcare professionals and patients not affected by covid-19. *Arch Ital Urol Androl*, 92(2), apr 2020.
- [259] Federica Furfaro, Lucine Vuitton, Gionata Fiorino, Stephane Koch, Mariangela Allocca, Daniela Gilardi, Alessandra Zilli, Ferdinando D’Amico, Simona Radice, Jean-Baptiste Chevaux, Marion Schaefer, Stanislas Chaussade, Silvio Danese, and Laurent Peyrin-Biroulet. SFED recommendations for IBD endoscopy during covid-19 pandemic: Italian and french experience. *Nat Rev Gastroenterol Hepatol*, 17(8):507–516, jun 2020.
- [260] Maria Rosaria Gualano, Giuseppina Lo Moro, Gianluca Voglino, Fabrizio Bert, and Roberta Siliquini. Monitoring the impact of covid-19 pandemic on mental health: a public health challenge? reflection on italian data. *Soc Psychiatry Psychiatr Epidemiol*, oct 2020.
- [261] Ali Elbeddini, Thulasika Prabakaran, Sarah Almasalkhi, Cindy Tran, and Yueyang Zhou. Barriers to conducting deprescribing in the elderly population amid the covid-19 pandemic. *Research in Social and Administrative Pharmacy*, may 2020.
- [262] Evelyn Zastepa, Jane C. Sun, Jennifer Clune, and Nickie Mathew. Adaptation of contingency management for stimulant use disorder during the COVID-19 pandemic. *Journal of Substance Abuse Treatment*, 118:108102, nov 2020.
- [263] Christopher M. Jones, Ganesh Radhakrishna, Katharine Aitken, John Bridgewater, Pippa Corrie, Martin Eatock, Rebecca Goody, Paula Ghaneh, James Good, Derek Grose, Daniel Holyoake, Arabella Hunt, Nigel B. Jamieson, Daniel H. Palmer, Zahir Soonawalla, Juan W. Valle, Maria A. Hawkins, and Somnath Mukherjee. Considerations for the treatment of pancreatic cancer during the covid-19 pandemic: the UK consensus position. *Br J Cancer*, 123(5):709–713, jul 2020.
- [264] Robin N. Thompson. Epidemiological models are important tools for guiding covid-19 interventions. *BMC Med*, 18(1), may 2020.
- [265] Jean B Nachege, Ashraf Grimwood, Hassan Mahomed, Geoffrey Fatti, Wolfgang Preiser, Oscar Kallay, Placide K Mbala, Jean-Jacques T Muyembe, Edson Rwagasore, Sabin Nsanzimana, Daniel Ngamije, Jeanine Condo, Mohsin Sidat, Emilia V Noormahomed, Michael Reid, Beatrice Lukeni, Fatima Suleman, Alfred Mteta, and Alimuddin Zumla. From easing lockdowns to scaling up community-based coronavirus disease 2019 screening, testing, and contact tracing in africa. shared approaches, innovations, and challenges to minimize morbidity and mortality. *Clinical Infectious Diseases*, may 2020.
- [266] Jing Sun, Zhanli Shi, and Hong Xu. Non-pharmaceutical interventions used for covid-19 had a major impact on reducing influenza in china in 2020. *Journal of Travel Medicine*, apr 2020.
- [267] Hussen Mohammed, Lemessa Oljira, Kedir Teji Roba, Getnet Yimer, Abebaw Fekadu, and Tsegahun Manyazewal. Containment of covid-19 in ethiopia and implications for tuberculosis care and research. *Infect Dis Poverty*, 9(1), sep 2020.
- [268] Anna Torres, Ewa Domańska-Glonek, Wojciech Dzikowski, Jan Korulczyk, and Kamil Torres. Transition to online is possible: Solution for simulation-based teaching during the covid-19 pandemic. *Med Educ*, 54(9):858–859, jun 2020.

- [269] Li-Chien Chien, Christian K. Beÿ, and Kristi L. Koenig. Taiwan’s successful covid-19 mitigation and containment strategy: Achieving quasi population immunity. *Disaster med. public health prep.*, pages 1–4, sep 2020.
- [270] Vuong Minh Nong, Quyen Le Thi Nguyen, Tra Thu Doan, Thanh Van Do, Tuan Quang Nguyen, Co Xuan Dao, Trang Huyen Thi Nguyen, and Cuong Duy Do. The second wave of covid-19 in a tourist hotspot in vietnam. *Journal of Travel Medicine*, sep 2020.
- [271] Juhwan Oh, Jong-Koo Lee, Dan Schwarz, Hannah L. Ratcliffe, Jeffrey F. Markuns, and Lisa R. Hirschhorn. National response to covid-19 in the republic of korea and lessons learned for other countries. *Health Systems and Reform*, 6(1):e1753464, jan 2020.
- [272] Fatimah Lateef. Face to face with coronavirus disease 19: Maintaining motivation, psychological safety, and wellness. *J Emerg Trauma Shock*, 13(2):116, 2020.
- [273] G. Anmella, N. Arbelo, G. Fico, A. Murru, C.D. Llach, S. Madero, S. Gomes da Costa, M.L. Imaz, H. López-Pelayo, E. Vieta, and L. Pintor. COVID-19 inpatients with psychiatric disorders: Real-world clinical recommendations from an expert team in consultation-liaison psychiatry. *Journal of Affective Disorders*, 274:1062–1067, sep 2020.
- [274] Sarah L. Kopelovich, Maria Monroe-DeVita, Benjamin E. Buck, Carolyn Brenner, Lorna Moser, L. Fredrik Jarskog, Steve Harker, and Lydia A. Chwastiak. Community mental health care delivery during the covid-19 pandemic: Practical strategies for improving care for people with serious mental illness. *Community Ment Health J*, jun 2020.
- [275] Ambrose Wong, Lynn Roppolo, Bernard Chang, Kimberly Yonkers, Michael Wilson, Seth Powsner, and John Rozel. Management of agitation during the covid-19 pandemic. *WestJEM*, 21(4), may 2020.
- [276] Rohit B Sangal, Jean E Scofi, Vivek Parwani, Andrew T Pickens, Andrew Ulrich, and Arjun K Venkatesh. Less social emergency departments: implementation of workplace contact reduction during covid-19. *Emerg Med J*, pages emermed–2020–209826, jun 2020.
- [277] Michael Hsu, David K Ahern, and Joji Suzuki. Digital phenotyping to enhance substance use treatment during the covid-19 pandemic. *JMIR Ment Health*, 7(10):e21814, oct 2020.
- [278] Hugo López-Pelayo, Henri-Jean Aubin, Colin Drummond, Geert Dom, Francisco Pascual, Jürgen Rehm, Richard Saitz, Emanuele Scafato, and Antoni Gual. The post-covid era: challenges in the treatment of substance use disorder (SUD) after the pandemic. *BMC Med*, 18(1), jul 2020.
- [279] Felipe Ornell, Helena Ferreira Moura, Juliana Nichterwitz Scherer, Flavio Pechansky, Felix Henrique Paim Kessler, and Lisia von Diemen. The covid-19 pandemic and its impact on substance use: Implications for prevention and treatment. *Psychiatry Research*, 289:113096, jul 2020.
- [280] Bhavana Pothuri, Angeles Alvarez Secord, Deborah K. Armstrong, John Chan, Amanda N. Fader, Warner Huh, Joshua Kesterson, Joyce F. Liu, Kathleen Moore, Shannon N. Westin, and R. Wendel Naumann. Anti-cancer therapy and clinical trial considerations for gynecologic oncology patients during the covid-19 pandemic crisis. *Gynecologic Oncology*, 158(1):16–24, jul 2020.
- [281] Raman Baweja, Shikha Verma, Meenal Pathak, and James G. Waxmonsky. Development of a child and adolescent tele-partial hospitalization program (tele-php) in response to the COVID-19 pandemic. *Prim. Care Companion CNS Disord.*, 22(5), oct 2020.
- [282] Jill M Plevinsky, Melissa A Young, Julia K Carmody, Lindsay K Durkin, Kaitlyn L Gamwell, Kimberly L Klages, Shweta Ghosh, and Kevin A Hommel. The impact of covid-19 on pediatric adherence and self-management. *Journal of Pediatric Psychology*, 45(9):977–982, sep 2020.
- [283] G. Correia, L. Rodrigues, M. Gameiro da Silva, and T. Gonçalves. Airborne route and bad use of ventilation systems as non-negligible factors in SARS-CoV-2 transmission. *Medical Hypotheses*, 141:109781, aug 2020.
- [284] Alison E. Pritchard, Kristie Sweeney, Cynthia F. Salorio, and Lisa A. Jacobson. Pediatric neuropsychological evaluation via telehealth: Novel models of care. *The Clinical Neuropsychologist*, 34(7-8):1367–1379, aug 2020.

- [285] Michelangelo Bartolo, Domenico Intiso, Carmelo Lentino, Giorgio Sandrini, Stefano Paolucci, and Mauro Zampolini and. Urgent measures for the containment of the coronavirus (covid-19) epidemic in the neurorehabilitation/rehabilitation departments in the phase of maximum expansion of the epidemic. *Front. Neurol.*, 11, apr 2020.
- [286] Maria I. Lapid, Stephen Seiner, Hannah Heintz, Adriana P. Hermida, Louis Nykamp, Sohag N. Sanghani, Martina Mueller, Georgios Petrides, and Brent P. Forester. Electroconvulsive therapy practice changes in older individuals due to COVID-19: Expert consensus statement. *The American Journal of Geriatric Psychiatry*, 28(11):1133–1145, nov 2020.
- [287] M Halliwell-Ewen, B Atkin, CT Huins, and CL Dalton. Restructuring ent out-patient services during the coronavirus disease 2019 pandemic—an iterative approach. *The Journal of Laryngology & Otology*, 134(8):670–679, 2020.
- [288] Sarah Cobey. Modeling infectious disease dynamics. *Science*, 368(6492):713–714, apr 2020.
- [289] Robin N. Thompson, T. Déirdre Hollingsworth, Valerie Isham, Daniel Arribas-Bel, Ben Ashby, Tom Britton, Peter Challenor, Lauren H. K. Chappell, Hannah Clapham, Nik J. Cuniffe, A. Philip Dawid, Christl A. Donnelly, Rosalind M. Eggo, Sebastian Funk, Nigel Gilbert, Paul Glendinning, Julia R. Gog, William S. Hart, Hans Heesterbeek, Thomas House, Matt Keeling, István Z. Kiss, Mirjam E. Kretzschmar, Alun L. Lloyd, Emma S. McBryde, James M. McCaw, Trevelyan J. McKinley, Joel C. Miller, Martina Morris, Philip D. O Neill, Kris V. Parag, Carl A. B. Pearson, Lorenzo Pellis, Juliet R. C. Pulliam, Joshua V. Ross, Gianpaolo Scalia Tomba, Bernard W. Silverman, Claudio J. Struchiner, Michael J. Tildesley, Pieter Trapman, Cerian R. Webb, Denis Mollison, and Olivier Restif. Key questions for modelling covid-19 exit strategies. *Proc. R. Soc. B.*, 287(1932):20201405, aug 2020.
- [290] Alessandro Vespignani, Huaiyu Tian, Christopher Dye, James O. Lloyd-Smith, Rosalind M. Eggo, Munik Shrestha, Samuel V. Scarpino, Bernardo Gutierrez, Moritz U. G. Kraemer, Joseph Wu, Kathy Leung, and Gabriel M. Leung. Modelling covid-19. *Nat Rev Phys*, 2(6):279–281, may 2020.
- [291] Chiara Poletto, Samuel V Scarpino, and Erik M Volz. Applications of predictive modelling early in the covid-19 epidemic. *The Lancet Digital Health*, 2(10):e498–e499, oct 2020.
- [292] Jasmina Panovska-Griffiths. Can mathematical modelling solve the current covid-19 crisis? *BMC Public Health*, 20(1), apr 2020.
- [293] Elizabeth C. Lee, Nikolas I. Wada, M. Kate Grabowski, Emily S. Gurley, and Justin Lessler. The engines of sars-cov-2 spread. *Science*, 370(6515):406–407, oct 2020.
- [294] Robert Colebunders, Joseph Nelson Siewe Fodjo, Guido Vanham, and Rafael Van den Bergh. A call for strengthened evidence on targeted, non-pharmaceutical interventions against covid-19 for the protection of vulnerable individuals in sub-saharan africa. *International Journal of Infectious Diseases*, 99:482–484, oct 2020.
- [295] Benjamin M. Althouse, Edward A. Wenger, Joel C. Miller, Samuel V. Scarpino, Antoine Allard, Laurent Hébert-Dufresne, and Hao Hu. Superspreading events in the transmission dynamics of sars-cov-2: Opportunities for interventions and control. *PLoS Biology*, 18(11):e3000897, nov 2020.
- [296] Jaouad Bouayed and Torsten Bohn. Behavioral manipulation key to the successful global spread of the new coronavirus SARS-CoV-2? *J Med Virol*, sep 2020.
- [297] Zhilan Feng, John W. Glasser, and Andrew N. Hill. On the benefits of flattening the curve: A perspective. *Mathematical Biosciences*, 326:108389, aug 2020.
- [298] Jason V. Lambrese. Helping children cope with the covid-19 pandemic. *CCJM*, may 2020.
- [299] Lílían Fernanda Pacheco, Matias Noll, and Carolina Rodrigues Mendonça. Challenges in teaching human anatomy to students with intellectual disabilities during the covid-19 pandemic. *Anat Sci Educ*, 13(5):556–557, jul 2020.
- [300] Anders Håkansson, Fernando Fernández-Aranda, Jose M. Menchón, Marc N. Potenza, and Susana Jiménez-Murcia. Gambling during the covid-19 crisis. a cause for concern. *Journal of Addiction Medicine*, 14(4):e10–e12, may 2020.

- [301] Mohamed E. El Zowalaty, Sean G. Young, and Josef D. Järhult. Environmental impact of the covid-19 pandemic a lesson for the future. *Infection Ecology and Epidemiology*, 10(1):1768023, jan 2020.
- [302] Kumar Raja Vanapalli, Hari Bhakta Sharma, Ved Prakash Ranjan, Biswajit Samal, Jayanta Bhattacharya, Brajesh K. Dubey, and Sudha Goel. Challenges and strategies for effective plastic waste management during and post covid-19 pandemic. *Science of The Total Environment*, 750:141514, jan 2021.
- [303] Moien AB Khan and Jane Elizabeth Moverley Smith. Covibesity, a new pandemic. *Obesity Medicine*, 19:100282, sep 2020.
- [304] Roland K. Yeo. Know thyself. *Organizational Dynamics*, page 100800, oct 2020.
- [305] Gemma Mestre-Bach, Gretchen R. Blycker, and Marc N. Potenza. Pornography use in the setting of the covid-19 pandemic. *Journal of Behavioral Addictions*, 9(2):181–183, jun 2020.
- [306] Annelies Wilder-Smith, Yaneer Bar-Yam, and Dale Fisher. Lockdown to contain covid-19 is a window of opportunity to prevent the second wave. *Journal of Travel Medicine*, 27(5), may 2020.
- [307] Martha Pelaez and Gary Novak. Returning to school: Separation problems and anxiety in the age of pandemics. *Behav Analysis Practice*, 13(3):521–526, jul 2020.
- [308] Bastián González-Bustamante. Evolution and early government responses to covid-19 in south america. *World Development*, 137:105180, jan 2021.
- [309] Valentina Costantino, David J Heslop, and C Raina MacIntyre. The effectiveness of full and partial travel bans against covid-19 spread in australia for travellers from china during and after the epidemic peak in china. *Journal of Travel Medicine*, 27(5), may 2020.
- [310] Md. Rejaur Rahman, A. H. M. Hedayutul Islam, and Md. Nazrul Islam. Geospatial modelling on the spread and dynamics of 154 day outbreak of the novel coronavirus (covid-19) pandemic in bangladesh towards vulnerability zoning and management approaches. *Model. Earth Syst. Environ.*, sep 2020.
- [311] Sheikh Taslim Ali, Lin Wang, Eric H. Y. Lau, Xiao-Ke Xu, Zhanwei Du, Ye Wu, Gabriel M. Leung, and Benjamin J. Cowling. Serial interval of sars-cov-2 was shortened over time by nonpharmaceutical interventions. *Science*, 369(6507):1106–1109, jul 2020.
- [312] Qin-Long Jing, Ming-Jin Liu, Zhou-Bin Zhang, Li-Qun Fang, Jun Yuan, An-Ran Zhang, Natalie E Dean, Lei Luo, Meng-Meng Ma, Ira Longini, Eben Kenah, Ying Lu, Yu Ma, Neda Jalali, Zhi-Cong Yang, and Yang Yang. Household secondary attack rate of covid-19 and associated determinants in guangzhou, china: a retrospective cohort study. *The Lancet Infectious Diseases*, 20(10):1141–1150, oct 2020.
- [313] Hao Lei, Modi Xu, Xiao Wang, Yu Xie, Xiangjun Du, Tao Chen, Lei Yang, Dayan Wang, and Yuelong Shu. Nonpharmaceutical interventions used to control covid-19 reduced seasonal influenza transmission in china. *The Journal of Infectious Diseases*, 222(11):1780–1783, sep 2020.
- [314] Kaiyuan Sun, Wei Wang, Lidong Gao, Yan Wang, Kaiwei Luo, Lingshuang Ren, Zhifei Zhan, Xinghui Chen, Shanlu Zhao, Yiwei Huang, Qianlai Sun, Ziyang Liu, Maria Litvinova, Alessandro Vespignani, Marco Ajelli, Cécile Viboud, and Hongjie Yu. Transmission heterogeneities, kinetics, and controllability of sars-cov-2. *Science*, page eabe2424, nov 2020.
- [315] Taranjot Kaur, Sukanta Sarkar, Sourangsu Chowdhury, Sudipta Kumar Sinha, Mohit Kumar Jolly, and Partha Sharathi Dutta. Anticipating the novel coronavirus disease (covid-19) pandemic. *Front. Public Health*, 8, sep 2020.
- [316] Giorgio Guzzetta, Flavia Riccardo, Valentina Marziano, Piero Poletti, Filippo Trentini, Antonino Bella, Xanthi Andrianou, Martina Del Manso, Massimo Fabiani, Stefania Bellino, Stefano Boros, Alberto Mateo Urdiales, Maria Fenicia Vescio, Andrea Piccioli, Silvio Brusaferrero, Giovanni Rezza, Patrizio Pezzotti, Marco Ajelli, and Stefano Merler and. Impact of a nationwide lockdown on SARS-CoV-2 transmissibility, italy. *Emerg. Infect. Dis.*, 27(1), jan 2021.

- [317] Enrico Lavezzo, , Elisa Franchin, Constanze Ciavarella, Gina Cuomo-Dannenburg, Luisa Barzon, Claudia Del Vecchio, Lucia Rossi, Riccardo Manganelli, Arianna Loregian, Nicolò Navarin, Davide Abate, Manuela Sciro, Stefano Merigliano, Ettore De Canale, Maria Cristina Vanuzzo, Valeria Besutti, Francesca Saluzzo, Francesco Onelia, Monia Pacenti, Saverio G. Parisi, Giovanni Carretta, Daniele Donato, Luciano Flor, Silvia Cocchio, Giulia Masi, Alessandro Sperduti, Lorenzo Cattarino, Renato Salvador, Michele Nicoletti, Federico Caldart, Gioele Castelli, Eleonora Nieddu, Beatrice Labella, Ludovico Fava, Matteo Drigo, Katy A. M. Gaythorpe, Alessandra R. Brazzale, Stefano Toppo, Marta Trevisan, Vincenzo Baldo, Christl A. Donnelly, Neil M. Ferguson, Ilaria Dorigatti, and Andrea Crisanti. Suppression of a sars-cov-2 outbreak in the italian municipality of vo'. *Nature*, 584(7821):425–429, jun 2020.
- [318] Sarah Jefferies, Nigel French, Charlotte Gilkison, Giles Graham, Virginia Hope, Jonathan Marshall, Caroline McElnay, Andrea McNeill, Petra Muellner, Shevaun Paine, Namrata Prasad, Julia Scott, Jillian Sherwood, Liang Yang, and Patricia Priest. Covid-19 in new zealand and the impact of the national response: a descriptive epidemiological study. *The Lancet Public Health*, 5(11):e612–e623, nov 2020.
- [319] Miguel Valencia, José E. Becerra, Juan C. Reyes, and Kenneth G. Castro. Assessment of early mitigation measures against covid-19 in puerto rico: March 15-may 15, 2020. *PLoS ONE*, 15(10):e0240013, oct 2020.
- [320] Kyungmin Huh, Jaehun Jung, Jinwook Hong, MinYoung Kim, Jong Gyun Ahn, Jong-Hun Kim, and Ji-Man Kang. Impact of nonpharmaceutical interventions on the incidence of respiratory infections during the coronavirus disease 2019 (covid-19) outbreak in korea: A nationwide surveillance study. *Clinical Infectious Diseases*, nov 2020.
- [321] Chih-Chia Hsieh, Chih-Hao Lin, William Yu Chung Wang, David J. Pauleen, and Jengchung Victor Chen. The outcome and implications of public precautionary measures in taiwan - declining respiratory disease cases in the covid-19 pandemic. *IJERPH*, 17(13):4877, jul 2020.
- [322] Easton R. White and Laurent Hébert-Dufresne. State-level variation of initial covid-19 dynamics in the united states. *PLoS ONE*, 15(10):e0240648, oct 2020.
- [323] Victor Chernozhukov, Hiroyuki Kasahara, and Paul Schrimpf. Causal impact of masks, policies, behavior on early covid-19 pandemic in the u.s. *Journal of Econometrics*, oct 2020.
- [324] Katherine A. Auger, Samir S. Shah, Troy Richardson, David Hartley, Matthew Hall, Amanda Warniment, Kristen Timmons, Dianna Bosse, Sarah A. Ferris, Patrick W. Brady, Amanda C. Schondelmeyer, and Joanna E. Thomson. Association between statewide school closure and covid-19 incidence and mortality in the us. *JAMA*, 324(9):859, sep 2020.
- [325] Stephen M. Kissler, Nishant Kishore, Malavika Prabhu, Dena Goffman, Yaakov Beilin, Ruth Landau, Cynthia Gyamfi-Bannerman, Brian T. Bateman, Jon Snyder, Armin S. Razavi, Daniel Katz, Jonathan Gal, Angela Bianco, Joanne Stone, Daniel Larremore, Caroline O. Buckee, and Yonatan H. Grad. Reductions in commuting mobility correlate with geographic differences in sars-cov-2 prevalence in new york city. *Nat Commun*, 11(1), sep 2020.
- [326] Aliea M. Jalali, Brent M. Peterson, and Thushara Galbadage. Early covid-19 interventions failed to replicate 1918 st. louis vs. philadelphia outcomes in the united states. *Front. Public Health*, 8, sep 2020.
- [327] Rachel E. Baker, Sang Woo Park, Wenchang Yang, Gabriel A. Vecchi, C. Jessica E. Metcalf, and Bryan T. Grenfell. The impact of covid-19 nonpharmaceutical interventions on the future dynamics of endemic infections. *Proc Natl Acad Sci USA*, 117(48):30547–30553, nov 2020.
- [328] Rachel Jardine, James Wright, Zainab Samad, and Zulfiqar A. Bhutta. Analysis of covid-19 burden, epidemiology and mitigation strategies in muslim majority countries. *East Mediterr Health J.*, 26(10):1173–1183, oct 2020.
- [329] Gonzalo Castex, Evgenia Dechter, and Miguel Lorca. Covid-19: The impact of social distancing policies, cross-country analysis. *EconDisCliCha*, oct 2020.

- [330] Nils Haug, Lukas Geyrhofer, Alessandro Londei, Elma Dervic, Amélie Desvars-Larrive, Vittorio Loreto, Beate Pinior, Stefan Thurner, and Peter Klimek. Ranking the effectiveness of worldwide covid-19 government interventions. *Nat Hum Behav*, 4(12):1303–1312, nov 2020.
- [331] Wee Chian Koh, Lin Naing, and Justin Wong. Estimating the impact of physical distancing measures in containing COVID-19: an empirical analysis. *International Journal of Infectious Diseases*, 100:42–49, nov 2020.
- [332] Nazrul Islam, Stephen J Sharp, Gerardo Chowell, Sharmin Shabnam, Ichiro Kawachi, Ben Lacey, Joseph M Massaro, Ralph B D’Agostino, and Martin White. Physical distancing interventions and incidence of coronavirus disease 2019: natural experiment in 149 countries. *BMJ*, page m2743, jul 2020.
- [333] Yuchen Li, Yu Zeng, Guangdi Liu, Donghao Lu, Huazhen Yang, Zhiye Ying, Yao Hu, Jianqing Qiu, Chao Zhang, Katja Fall, Fang Fang, Unnur A. Valdimarsdóttir, Wei Zhang, and Huan Song. Public awareness, emotional reactions and human mobility in response to the covid-19 outbreak in china a population-based ecological study. *Psychol. Med.*, pages 1–8, sep 2020.
- [334] Yue Su, Jia Xue, Xiaoqian Liu, Peijing Wu, Junxiang Chen, Chen Chen, Tianli Liu, Weigang Gong, and Tingshao Zhu. Examining the impact of covid-19 lockdown in wuhan and lombardy: A psycholinguistic analysis on weibo and twitter. *IJERPH*, 17(12):4552, jun 2020.
- [335] Adam Sheridan, Asger Lau Andersen, Emil Toft Hansen, and Niels Johannesen. Social distancing laws cause only small losses of economic activity during the covid-19 pandemic in scandinavia. *Proc Natl Acad Sci USA*, 117(34):20468–20473, aug 2020.
- [336] Frank Schlosser, Benjamin F. Maier, Olivia Jack, David Hinrichs, Adrian Zachariae, and Dirk Brockmann. Covid-19 lockdown induces disease-mitigating structural changes in mobility networks. *Proc Natl Acad Sci USA*, page 202012326, dec 2020.
- [337] Svetla Slavova, Peter Rock, Heather M. Bush, Dana Quesinberry, and Sharon L. Walsh. Signal of increased opioid overdose during covid-19 from emergency medical services data. *Drug and Alcohol Dependence*, 214:108176, sep 2020.
- [338] Nicholas C Jacobson, Damien Lekkas, George Price, Michael V Heinz, Minkeun Song, A James O’Malley, and Paul J Barr. Flattening the mental health curve: Covid-19 stay-at-home orders are associated with alterations in mental health search behavior in the united states. *JMIR Ment Health*, 7(6):e19347, jun 2020.
- [339] Rose Marie Ward, Benjamin C. Riordan, Jennifer E. Merrill, and Jacques Raubenheimer. Describing the impact of the covid-19 pandemic on alcohol-induced blackout tweets. *Drug Alcohol Rev.*, oct 2020.
- [340] Thu T. Nguyen, Shaniece Criss, Pallavi Dwivedi, Dina Huang, Jessica Keralis, Erica Hsu, Lynn Phan, Leah H. Nguyen, Isha Yardi, M. Maria Glymour, Amani M. Allen, David H. Chae, Gilbert C. Gee, and Quynh C. Nguyen. Exploring u.s. shifts in anti-asian sentiment with the emergence of covid-19. *IJERPH*, 17(19):7032, sep 2020.
- [341] Sandra Rousseau and Nick Deschacht. Public awareness of nature and the environment during the covid-19 crisis. *Environ Resource Econ*, 76(4):1149–1159, jul 2020.
- [342] Adam Zaremba, Renatas Kizys, David Y. Aharon, and Ender Demir. Infected markets: Novel coronavirus, government interventions, and stock return volatility around the globe. *Finance Research Letters*, 35:101597, jul 2020.
- [343] Eugenia Quiros-Roldan, Paola Magro, Canio Carriero, Annacarla Chiesa, Issa El Hamad, Elena Tratta, Raffaella Fazio, Beatrice Formenti, and Francesco Castelli. Consequences of the covid-19 pandemic on the continuum of care in a cohort of people living with hiv followed in a single center of northern italy. *AIDS Res Ther*, 17(1), oct 2020.
- [344] C. Schuengel, J. Tummers, P. J. C. M. Embregts, and G. L. Leusink. Impact of the initial response to covid-19 on long-term care for people with intellectual disability: an interrupted time series analysis of incident reports. *Journal of Intellectual Disability Research*, 64(11):817–824, sep 2020.

- [345] Camille Maringe, James Spicer, Melanie Morris, Arnie Purushotham, Ellen Nolte, Richard Sullivan, Bernard Rachet, and Ajay Aggarwal. The impact of the covid-19 pandemic on cancer deaths due to delays in diagnosis in england, uk: a national, population-based, modelling study. *The Lancet Oncology*, 21(8):1023–1034, aug 2020.
- [346] Richard M Wood, Christopher J McWilliams, Matthew J Thomas, Christopher P Bourdeaux, and Christos Vasilakis. Covid-19 scenario modelling for the mitigation of capacity-dependent deaths in intensive care. *Health Care Manag Sci*, 23(3):315–324, jul 2020.
- [347] Thomas Hale, Anna Petherick, Toby Phillips, and Samuel Webster. Variation in government responses to covid-19. *Blavatnik school of government working paper*, 31, 2020.
- [348] Soumalya Ray, Arista Lahiri, Sweetysuman Jha, Saikat Bhattacharya, and Arup Chakraborty. Effectiveness of preventive measures against covid-19: A systematic review of in silico modeling studies in indian context. *Indian J Public Health*, 64(6):156, 2020.
- [349] Daniel F. Pati no Lugo, Marcela Velez, Pamela Velásquez Salazar, Claudia Yaneth Vera-Giraldo, Viviana Veéz, Isabel Cristina Mariñ, Paola Andrea Ramírez, Sebastián Pemberthy Quintero, Esteban Castrillón Martínez, Daniel Andrés Pineda Higuaita, and Gilma Norela Henandez Herrera. Non-pharmaceutical interventions for containment, mitigation and suppression of covid-19 infection. *Colombia Medica*, pages 1–25, may 2020.
- [350] Niel Hens, Pascal Vranck, and Geert Molenberghs. The covid-19 epidemic, its mortality, and the role of non-pharmaceutical interventions. *European Heart Journal: Acute Cardiovascular Care*, 9(3):204–208, apr 2020.
- [351] Mohammed M. Alvi, Sowmya Sivasankaran, and Mahima Singh. Pharmacological and non-pharmacological efforts at prevention, mitigation, and treatment for covid-19. *Journal of Drug Targeting*, 28(7-8):742–754, jul 2020.
- [352] Ana Luisa Pedrosa, Letícia Bitencourt, Ana Claudia Fontoura Fróes, Maria Luíza Barreto Cazumbá, Ramon Gustavo Bernardino Campos, Stephanie Bruna Camilo Soares de Brito, and Ana Cristina Simoes e Silva. Emotional, behavioral, and psychological impact of the covid-19 pandemic. *Front. Psychol.*, 11, oct 2020.
- [353] Dylan Kneale, Alison O Mara-Eves, Rebecca Rees, and James Thomas. School closure in response to epidemic outbreaks: Systems-based logic model of downstream impacts. *F1000Res*, 9:352, may 2020.
- [354] Marita Cooper, Erin E. Reilly, Jaclyn A. Siegel, Kathryn Coniglio, Shiri Sadeh-Sharvit, Emily M. Pisetsky, and Lisa M. Anderson. Eating disorders during the covid-19 pandemic and quarantine: an overview of risks and recommendations for treatment and early intervention. *Eating Disorders*, pages 1–23, jul 2020.
- [355] S.K. Brooks, D. Weston, and N. Greenberg. Psychological impact of infectious disease outbreaks on pregnant women: rapid evidence review. *Public Health*, 189:26–36, dec 2020.
- [356] Michael Kenneth Lemke, Yorghos Apostolopoulos, and Sevil Sönmez. Syndemic frameworks to understand the effects of covid-19 on commercial driver stress, health, and safety. *Journal of Transport and Health*, 18:100877, sep 2020.
- [357] Ernesto Estrada. Covid-19 and sars-cov-2. modeling the present, looking at the future. *Physics Reports*, 869:1–51, jul 2020.
- [358] Chris Wall, Theresa Johnson, and Richard de Steiger. Symptom management for patients awaiting joint replacement surgery. *Aust J Gen Pract*, 49(7):444–446, jul 2020.
- [359] Ener Cagri Dinleyici, Ray Borrow, Marco Aurélio Palazzi Safadi, Pierre van Damme, and Flor M. Munoz. Vaccines and routine immunization strategies during the covid-19 pandemic. *Human Vaccines and Immunotherapeutics*, pages 1–8, aug 2020.
- [360] Morteza Banakar, Kamran Bagheri Lankarani, Dana Jafarpour, Sedigheh Moayedi, Mohammad Hasan Banakar, and Ashkan MohammadSadeghi. Covid-19 transmission risk and protective protocols in dentistry: a systematic review. *BMC Oral Health*, 20(1), oct 2020.

- [361] Safia S. Jiwani and Daniel A. Antiporta. Inequalities in access to water and soap matter for the covid-19 response in sub-saharan africa. *Int J Equity Health*, 19(1), jun 2020.
- [362] Holly Seale, Clare E. F. Dyer, Ikram Abdi, Kazi M. Rahman, Yanni Sun, Mohammed O. Qureshi, Alexander Dowell-Day, Jonathon Sward, and M. Saiful Islam. Improving the impact of non-pharmaceutical interventions during covid-19: examining the factors that influence engagement and the impact on individuals. *BMC Infect Dis*, 20(1), aug 2020.
- [363] Jobie Budd, Benjamin S. Miller, Erin M. Manning, Vasileios Lampos, Mengdie Zhuang, Michael Edelstein, Geraint Rees, Vincent C. Emery, Molly M. Stevens, Neil Keegan, Michael J. Short, Deenan Pillay, Ed Manley, Ingemar J. Cox, David Heymann, Anne M. Johnson, and Rachel A. McKendry. Digital technologies in the public-health response to covid-19. *Nat Med*, 26(8):1183–1192, aug 2020.
- [364] Kyra H. Grantz, Hannah R. Meredith, Derek A. T. Cummings, C. Jessica E. Metcalf, Bryan T. Grenfell, John R. Giles, Shruti Mehta, Sunil Solomon, Alain Labrique, Nishant Kishore, Caroline O. Buckee, and Amy Wesolowski. The use of mobile phone data to inform analysis of covid-19 pandemic epidemiology. *Nat Commun*, 11(1), sep 2020.
- [365] Marcel Salathe, Linus Bengtsson, Todd J Bodnar, Devon D Brewer, John S Brownstein, Caroline Buckee, Ellsworth M Campbell, Ciro Cattuto, Shashank Khandelwal, Patricia L Mabry, et al. Digital epidemiology. *PLoS Comput Biol*, 8(7):e1002616, 2012.
- [366] Ben Charoenwong, Alan Kwan, and Vesa Pursiainen. Social connections with covid-19 affected areas increase compliance with mobility restrictions. *Sci. Adv.*, 6(47):eabc3054, oct 2020.
- [367] Terrence D. Hill, Kelsey Gonzalez, and Amy M. Burdette. The blood of christ compels them: State religiosity and state population mobility during the coronavirus (covid-19) pandemic. *J Relig Health*, 59(5):2229–2242, jun 2020.
- [368] D. Hsiehchen, M. Espinoza, and P. Slovic. Political partisanship and mobility restriction during the covid-19 pandemic. *Public Health*, 187:111–114, oct 2020.
- [369] Guy Grossman, Soojong Kim, Jonah M. Rexer, and Harsha Thirumurthy. Political partisanship influences behavioral responses to governors’ recommendations for covid-19 prevention in the united states. *Proc Natl Acad Sci USA*, 117(39):24144–24153, sep 2020.
- [370] Anton Gollwitzer, Cameron Martel, William J. Brady, Philip Pärnamets, Isaac G. Freedman, Eric D. Knowles, and Jay J. Van Bavel. Partisan differences in physical distancing are linked to health outcomes during the covid-19 pandemic. *Nat Hum Behav*, 4(11):1186–1197, nov 2020.
- [371] Austin L. Wright, Konstantin Sonin, Jesse Driscoll, and Jarnickae Wilson. Poverty and economic dislocation reduce compliance with covid-19 shelter-in-place protocols. *Journal of Economic Behavior and Organization*, 180:544–554, dec 2020.
- [372] Riccardo Gallotti, Francesco Valle, Nicola Castaldo, Pierluigi Sacco, and Manlio De Domenico. Assessing the risks of ‘infodemics’ in response to covid-19 epidemics. *Nat Hum Behav*, oct 2020.
- [373] Jeannette Sutton, Scott L. Renshaw, and Carter T. Butts. Covid-19: Retransmission of official communications in an emerging pandemic. *PLoS ONE*, 15(9):e0238491, sep 2020.
- [374] Nicolò Gozzi, Michele Tizzani, Michele Starnini, Fabio Ciulla, Daniela Paolotti, André Panisson, and Nicola Perra. Collective response to media coverage of the covid-19 pandemic on reddit and wikipedia: Mixed-methods analysis. *J Med Internet Res*, 22(10):e21597, oct 2020.
- [375] Micah Hartwell, Benjamin Greiner, Zach Kilburn, and Ryan Ottwell. Association of public interest in preventive measures and increased covid-19 cases after the expiration of stay-at-home orders: A cross-sectional study. *Disaster medicine and public health preparedness*, pages 1–5, 2020.
- [376] Cristina M. Herren, Tenley K. Brownwright, Erin Y. Liu, Nisrine El Amiri, and Maimuna Majumder. Democracy and mobility: A preliminary analysis of global adherence to non-pharmaceutical interventions for covid-19. *SSRN Journal*, 2020.

- [377] Eunji Kim, Michael E. Shepherd, and Joshua D. Clinton. The effect of big-city news on rural america during the covid-19 pandemic. *Proc Natl Acad Sci USA*, 117(36):22009–22014, aug 2020.
- [378] Minha Lee, Jun Zhao, Qianqian Sun, Yixuan Pan, Weiyi Zhou, Chenfeng Xiong, and Lei Zhang. Human mobility trends during the early stage of the covid-19 pandemic in the united states. *PLoS One*, 15(11):e0241468, 2020.
- [379] Chenfeng Xiong, Songhua Hu, Mofeng Yang, Weiyu Luo, and Lei Zhang. Mobile device data reveal the dynamics in a positive relationship between human mobility and covid-19 infections. *Proc Natl Acad Sci USA*, 117(44):27087–27089, oct 2020.
- [380] Matia Vannoni, Martin McKee, Jan C. Semenza, Chris Bonell, and David Stuckler. Using volunteered geographic information to assess mobility in the early phases of the covid-19 pandemic: a cross-city time series analysis of 41 cities in 22 countries from march 2nd to 26th 2020. *Global Health*, 16(1), sep 2020.
- [381] Moritz U. G. Kraemer, Adam Sadilek, Qian Zhang, Nahema A. Marchal, Gaurav Tuli, Emily L. Cohn, Yulin Hswen, T. Alex Perkins, David L. Smith, Robert C. Reiner, and John S. Brownstein. Mapping global variation in human mobility. *Nat Hum Behav*, 4(8):800–810, may 2020.
- [382] Victor Couture, AGJH Jonathan Dingel, and K Williams. Exposure indices derived from placeiq movement data, 2020.
- [383] Liam G. McCoy, Jonathan Smith, Kavya Anchuri, Isha Berry, Joanna Pineda, Vinyas Harish, Andrew T. Lam, Seung Eun Yi, Sophie Hu, Laura Rosella, and Benjamin Fine. Characterizing early canadian federal, provincial, territorial and municipal nonpharmaceutical interventions in response to covid-19: a descriptive analysis. *cmajo Open*, 8(3):E545–E553, jul 2020.
- [384] Cindy Cheng, Joan Barceló, Allison Spencer Hartnett, Robert Kubinec, and Luca Messerschmidt. Covid-19 government response event dataset (coronanet v.1.0). *Nat Hum Behav*, 4(7):756–768, jun 2020.
- [385] Kevin E. Cevasco, Hayley M. North, Sheryne A. Zeitoun, Rachel N. Wofford, Graham A. Matulis, Abigail F. Gregory, Maha H. Hassan, Aya D. Abdo, David Farris, Amira A. Roess, and Michael E. von Fricken. Covid-19 observations and accompanying dataset of non-pharmaceutical interventions across u.s. universities, march 2020. *PLoS ONE*, 15(10):e0240786, oct 2020.
- [386] Diego Maria Barbieri, Baowen Lou, Marco Passavanti, Cang Hui, Daniela Antunes Lessa, Brij Maharaj, Arunabha Banerjee, Fusong Wang, Kevin Chang, Bhaven Naik, Lei Yu, Zhuangzhuang Liu, Gaurav Sikka, Andrew Tucker, Ali Foroutan Mirhosseini, Sahra Naseri, Yaning Qiao, Akshay Gupta, Montasir Abbas, Kevin Fang, Navid Ghasemi, Prince Peprah, Shubham Goswami, Amir Hessami, Nithin Agarwal, Louisa Lam, and Solomon Adomako. A survey dataset to evaluate the changes in mobility and transportation due to COVID-19 travel restrictions in australia, brazil, china, ghana, india, iran, italy, norway, south africa, united states. *Data in Brief*, 33:106459, dec 2020.