

# Addressing the Lack of Comparability & Testing in CAN Intrusion Detection Research

## A Comprehensive Guide to CAN IDS Data & Introduction of the ROAD Dataset

Miki E. Verma<sup>\*†</sup>, Michael D. Iannacone<sup>†</sup>, Robert A. Bridges<sup>†</sup>, Samuel C. Hollifield<sup>†</sup>

Pablo Moriano<sup>‡</sup>, Bill Kay<sup>‡</sup>, Frank L. Combs<sup>§</sup>

Research Divisions: <sup>†</sup>Cyber Resilience and Intelligence, <sup>‡</sup>Computer Science and Mathematics, <sup>§</sup>Electrification & Energy Infrastructure  
Oak Ridge National Laboratory, Oak Ridge, TN

<sup>\*</sup>Stanford University, Palo Alto, CA

meverma@stanford.edu, {iannaconemd, bridgesra, hollifieldsc, moriano, kaybw, combsfl}@ornl.gov

**Abstract**—Although ubiquitous in modern vehicles, Controller Area Networks (CANs) lack basic security properties and are easily exploitable. A rapidly growing field of CAN security research has emerged that seeks to detect intrusions or anomalies on CANs. Producing vehicular CAN data with a variety of intrusions is out of reach for most researchers as it requires expensive assets and well as deep expertise. To assist researchers, we present the first comprehensive guide to the existing open CAN intrusion datasets, including a quality analysis of each dataset and an enumeration of each’s benefits, drawbacks, and suggested use case. Current public CAN IDS datasets are limited to real fabrication (simple message injection) attacks and simulated attacks often in synthetic data, which lack fidelity. In general, the physical effects of attacks on the vehicle are not verified in the available datasets. Only one dataset provides signal-translated data but not a corresponding “raw” binary version. Overall, the available data pigeon-holes CAN IDS works into testing on limited, often inappropriate data (usually with attacks that are too easily detectable to truly test the method), and this scarcity of data has thus far stymied comparability and reproducibility of results. As our primary contribution, we present the ROAD (Real ORNL Automotive Dynamometer) CAN Intrusion Dataset, consisting of over 3.5 hours of one vehicle’s CAN data. ROAD contains ambient data recorded during a diverse set of activities, and attacks of increasing stealth with multiple variants and instances of real (i.e. non-simulated) fuzzing, fabrication, and unique advanced attacks, as well as simulated masquerade attacks. To facilitate benchmarking CAN IDS methods that require signal-translated inputs, we also provide the signal time series format for many of the CAN captures. Overall, our contributions aim to facilitate appropriate benchmarking and needed comparability in the CAN IDS field.

**Index Terms**—Controller Area Network (CAN), Intrusion Detection, Dataset, Vehicle Security, Benchmark

### I. INTRODUCTION

Modern vehicles are increasingly drive-by-wire, relying on continual communication of small computers called electronic control units (ECUs). Nearly ubiquitous in modern vehicles, controller area networks (CANs) facilitate the data exchange among ECUs by providing a common network with a standard protocol. While lightweight and reliable, the CAN standard has well-known security flaws, lacking authentication, encryption, and other important security features. Furthermore, attack

vectors to intra-vehicle CANs are growing in scope as vehicles are increasingly offering channels of connectivity. While exploitation of the CAN bus in previous works is often implemented directly, e.g., by mandatory on-board diagnostics II (OBD-II) ports [1, 2], successful attacks to vehicle CANs also can occur indirectly/remotely through a variety of vehicle interfaces, such as wireless communication channels [3, 4].

Consequently, CAN security and vulnerability research has accelerated, with most works focused on proving how “hackable” vehicles are [1–8], or on proposing novel CAN intrusion detection systems (IDSs) [9–12]. Though the CAN IDS research has grown rapidly, it is suffering from an inability to reproduce or even replicate and compare methods; furthermore, proposed detection techniques are often not tested on appropriate data due to lack of availability.

To address this problem, we introduce ROAD, a novel CAN IDS dataset comprised of real automotive CAN data with multiple attacks ranging from easy to difficult to detect, alongside a thorough guide to all publicly available CAN IDS datasets to aid researchers in choosing the most appropriate dataset for testing their method.

In the rest of this introduction we provide an overview of the state of CAN IDS research, illustrating the two major roadblocks to the field and focusing on one—a dearth of quality data. We itemize the consequences this scarcity of data is having on the community, and map those to a list of this paper’s contributions. Section II provides necessary background on CAN protocol and vehicle attack terminology; Section III comprises the survey, analysis and discussion of all previous CAN attack datasets; Section IV introduces our new CAN attack dataset, and Section V concludes.

#### *The Growth and State of CAN IDS Research*

CAN IDS works can be grouped by the CAN features they regard, yielding the following five categories:

**Frequency/Timing-Based:** Regards the timing and/or sequencing of arbitration IDs [12–14]

**Payload-Based:** Considers the data frame (message contents) as a string of bits, without explicitly recovering the signals these bits represent [11, 15, 16]

**Signal-Based:** Requires first decoding raw data field bits into constituent signals, and uses time series’ of signal values as inputs [9, 12, 17, 18]

**Physical Side-Channel:** Uses physical layer attributes (e.g., voltage) [10, 19]

This manuscript has been co-authored by UT-Battelle, LLC, under contract DE-AC05-00OR22725 with the US Department of Energy (DOE). The US government retains and the publisher, by accepting the article for publication, acknowledges that the US government retains a nonexclusive, paid-up, irrevocable, worldwide license to publish or reproduce the published form of this manuscript, or allow others to do so, for US government purposes. DOE will provide public access to these results of federally sponsored research in accordance with the DOE Public Access Plan (<http://energy.gov/downloads/doe-public-access-plan>).

**Other:** Includes works that do not fall into the above categories (e.g., using rules to guarantee specific characteristics of the CAN messages are followed [20]).

CAN IDS methods can also be dichotomized into Specification-Based and Machine-Learning-Based (ML-based) methods. The former relies on manually crafted rules to detect if the CAN protocol or the rules of the CAN encodings for a particular vehicle are broken [20–22]. An example is a rule that checks whether a particular ID’s data field has the correct number of bytes. ML-based approaches instead employ an algorithm that is trained on observed data to “learn” CAN characteristics that are either considered anomalous or malicious [9, 23, 24]. Unsupervised learning examples include learning the expected timings of each message to identify injected messages [13] and using side-channel techniques to fingerprint a node on the CAN bus with the goal of identifying a rogue node in the future [10]. Supervised learning examples include training a classifier on known malicious and ambient messages [15, 25]. The target of this work is to survey current CAN IDS datasets and present a new dataset to assist ML-based detectors that reside in the first three categories (Frequency/Timing-Based, Payload-Based, Signal-Based).

Four recent in-vehicle IDS surveys itemize many CAN IDS works, and these surveys show the growth and progress of this field [26–29]. Note that these surveys (even when combined) are not comprehensive but provide a representative sample of the existing CAN security methods. The two most recent surveys by Wu et al. [26] and Lokman et al. [27] demonstrate both the increasing pace and asymmetric growth of the field in terms of the five categories described above. A quick meta-analysis of the union of the 30 papers surveyed (up to 2018) yields the following distributions by year: before 2015 (4), 2015 (5), 2016 (6), 2017 (9), 2018 (6); by category: frequency/timing-based (14), payload-based (6), signal-based (3), physical side-channel (4), other (3).

While the number of publications in the CAN security domain, especially in IDS research, has grown appreciably in the past few years, IDS research is significantly hindered by two major issues: (1) proprietary CAN signals (not the focus of this work) and (2) lack of high-quality, publicly available, real CAN data with advanced attacks present (the focus of this work).

The asymmetric growth in the field—in particular the disproportionate number of publications on methods that are timing/frequency-based (and to a lesser extent payload-based) as compared to signal-based—is a direct result of the proprietary CAN signal encodings issue. Original equipment manufacturers (OEMs, e.g., Subaru, Ford) of passenger vehicles hold secret their proprietary encodings of signals in the CAN data fields and vary the encodings across models. Consequently, though researchers can easily add a node to monitor and send CAN messages on most vehicles, the data is not understandable. Thus, most have focused on methods that do not require knowledge of signal encodings. Indeed a few researchers have paired with OEMs or done some manual reverse engineering to obtain and develop IDSs based on the decoded CAN signals, though these developments are not vehicle-agnostic. Notably,

the research community is beginning to address the CAN signal reverse engineering problem, (see Verma et al. [30] for a survey of these works), in large part to facilitate CAN IDS research, but more generally to enable a wide variety of downstream automotive technologies (e.g., OpenPilot aftermarket driver assistance technology [31]). Although the proprietary CAN signal problem is not addressed in this paper, it is necessary context for the second issue, to which we make a contribution.

### *Problem Addressed*

We focus on the second barrier, that it is difficult to obtain real automotive CAN data with real, high-fidelity, labeled attacks. By *real* automotive CAN data we mean a CAN capture from a vehicle. By *synthetic* automotive CAN data we mean data generated by a process designed to emulate a real automobile’s CAN. Further, we use the term *real attack* to refer to actual tampering with messages on a CAN, e.g., by adding a node that sends frames, augmenting a node to send malicious frames, or by removing a node that would, in normal conditions, send frames. A *simulated attack* refers to a method to augment a CAN log to appear to be from an actually manipulated CAN, such as adding or deleting data from a CAN log post collection.

Such data is unavailable for four reasons.

First, it is difficult and time-consuming to produce, with the exception of a few basic attacks. Due to available software (open-source, e.g., SocketCAN/CANutils [32], and proprietary, e.g., CANalyzer,<sup>1</sup> VehicleSpy<sup>2</sup>) and OBD-II access to many vehicle CANs, reading and sending arbitrary messages on the bus is easy. However, removing/overwriting legitimate messages or sending meaningful messages with a targeted effect is very difficult and is often a per-vehicle endeavor as the former requires advanced hacking skills and the latter involves reverse engineering signals (issue (1)). Thus, CAN data with ambient traffic or crude fabrication attacks are readily available, but real CAN data with subtle attacks or attacks with a targeted physical effect is scarce.

Second, producing realistic CAN attack data carries inherent risks to the passengers, bystanders, and to the vehicle itself. Dynamometers or dedicated tracks, which allow driving in a safe and controlled laboratory environment, can be used, but such facilities are large investments are unavailable to most researchers. Furthermore, risks of permanent damage loom (e.g., “bricking” a vehicle’s ECU).

Third, disclosure of sensitive information is an inhibitor. OEMs consider their CAN encodings intellectual property. Additionally, responsible vulnerability disclosure may be necessary if new attacks are discovered, which at a minimum delays release of data. Further, releasing data with targeted attacks may be viewed unfavorably by OEMs, resulting in lawsuits if not handled responsibly. In short, developing subtle attacks can be prohibitively expensive as researchers must have a dedicated modern vehicle for study, appropriate facilities for safety, access to deep offensive security expertise, and potentially legal support.

<sup>1</sup><https://www.vector.com/int/en/products/products-a-z/software/canalyzer/>

<sup>2</sup><https://intrepidcs.com/products/software/vehicle-spy/>

To our knowledge, there are currently only six publicly available vehicle CAN datasets with labeled attacks (see Table I). Likely due to the inherent difficulties in producing real CAN attack data described above, in these datasets, the only real attacks in present in real data are fabrication attacks (by message injection) – all other attacks captures are either real data with simulated attacks, or are entirely composed of synthetic data. All have significant limitations when supporting CAN IDS development. Fabrication attacks are generally simple to detect with timing-based methods and are thus limited in scope. Due to the complex dynamics of the broadcast CAN protocol, the simulated CAN attacks ignore aberrations in message timing, content, and presence that naturally occur, and therefore change data quality in unknown ways. Further, physical verification of the effect of the simulated attack on the vehicle is not possible. In short, there is no publicly available, real CAN data with labeled attacks that is of sufficient quality to permit assessment of many CAN IDS methods.

### *Consequences*

A survey by Loukas et al. [28] classifies 17 surveyed automotive CAN IDS papers by evaluation method: “analytical” (theoretical only, no evaluation on data), “simulation” (evaluated on synthetic CAN data or real CAN data with simulated attacks), and “experimental” (evaluated on real CAN data with real attacks). The distribution of the surveyed papers is: analytical (3), simulated (8), experimental (6). This illustrates the first consequence: relatively few IDSs are evaluated on CAN data with real attacks.

A second consequence to the community is that CAN IDS works are not comparable, or at least not compared. Rajbahadur et al. [29] surveys an even larger set of papers (with a much wider scope of “Anomaly Detection for Connected Vehicle Cybersecurity”), finding that

Much of the research is performed on simulated data (37 out of the 65 surveyed papers) ... much of the research does not evaluate the newly proposed techniques against a baseline (only 4 out of the 65 surveyed papers do so), which may lead to results that are difficult to quantify.

This reinforces the findings of Loukas et al. regarding synthetic data / simulated attacks, but also re-articulates the second issue. It appears CAN IDS contributions come from researchers with a wide variety of backgrounds. While this milieu provides a diverse set of approaches, the area suffers by lacking a uniform body of knowledge, and the lack of depth seems to inhibit the steady development of ideas and systematic, quantifiable progress. To again quote Rajbahadur et al.,

The varied use and scattered publication of anomaly detection [for connected vehicle cybersecurity] research has given rise to a sprawling literature with many gaps and concerns ... we urge researchers to address these identified shortcomings.

To summarize, quantifiable comparison across competing and complementary IDS methods is currently not possible. Standardized datasets are necessary for head-to-head comparisons and for replicability, or better, reproducibility. To continue to progress with rigor, the CAN IDS research community needs to produce and adopt a publicly shareable collection of CAN

datasets with labeled attacks. This sentiment was reiterated and acted on by Hanselmann et al. [9] in their recent CAN IDS work:

To the best our knowledge, there is no standard data set for comparing methods. We try to close this gap by evaluating our model on both real and synthetic data, and we make the synthetic data publicly available. We hope that this simplifies the work of future researchers to compare their work with a baseline.

Finally, we find that IDSs are often evaluated against inappropriate test data. For example, IDSs promising detection of advanced, subtle attacks are tested only on CAN data with exceptionally noisy attacks, or works use attacks that disrupt timing, then ignore timing in evaluation to test payload-based detection. In order to not disparage other IDS works, we cite our own insufficient evaluation of our proposed CAN IDSs as examples [33, 34]. The consequence is that many promising IDS methods, which are excessive for the easily detectable attacks in currently available data, are never truly evaluated on the more advanced attacks they target.

We add to these cries for a more systematic and rigorous progression of CAN IDS research.

### *Contributions*

Our first contribution is clearly stating the position above—succinctly articulating root problems for CAN IDS research, their causes, and their effects—from a panoramic view of the growing CAN IDS research area.

To address the problem at hand, we provide a comprehensive guide to the publicly available CAN datasets that contain labeled attacks. Note that our treatment includes datasets with simulated attacks and code bases for simulating attacks in post-processing of ambient data. We itemize these datasets, their download links, citations, metadata (real or synthetic, types, duration), and attack metadata (fabrication, suspension, masquerade, other) clearly in Tables I-III for ease of comparison and reference. As most of the public datasets are not accompanied by detailed descriptions nor publications, we performed quality analysis investigations on both the data and documentation of each previously released CAN dataset. In this work, we provide a detailed description of the data, a discussion to illuminate the benefits and drawbacks of each dataset, and recommendations for appropriate use of each dataset when developing a CAN IDS.

Our foremost contribution is to leverage the vehicle and dynamometer resources of Oak Ridge National Laboratory (ORNL) to produce and document the Real ORNL Automotive Dynamometer (ROAD) dataset, collected from a passenger vehicle with a variety of CAN attacks and ample (3 hours) training data with no attacks. This dataset provides the following real attacks: a fuzzing fabrication attack, many targeted fabrication attacks that are maximally stealthy (manipulating only the necessary portions of the data field and sending a single manipulated message per ambient message of the same ID), and two advanced attacks that include no fabricated (injected) messages. Each attack was physically verified, that is, we observed the effect it has on the vehicle. For each targeted injection attack, we also include an augmented CAN capture by

deleting the targeted ambient message to simulate a masquerade attack. By design, the attacks increase in difficulty to detect, allowing appropriate testing of more advanced detectors and facilitating head-to-head comparisons of the wide variety of proposed CAN IDS methods. In all, 33 attack CAN captures are provided. See Table IV.

By using the CAN-D method [30] to convert the raw CAN data to signals, we provide signal-translated time series alongside many of the CAN captures. Our aim to provide an open, realistic, and verified CAN dataset for benchmarking CAN IDSs that take either raw CAN data or decoded signals' time series as input. This is the perhaps the highest fidelity CAN IDS dataset currently available in that all data and attacks were captured from a real vehicle, all attacks are physically verified. It is also the most comprehensive in terms of quantity and diversity of attacks included. Notably, no other real CAN data has fabrication attacks with the stealth of ROAD (using only a single injected frame between ambient frames of the targeted ID and manipulating only a portion of the data field necessary), and no other dataset provides both signal translated and the original, corresponding raw CAN data (both ambient and attacks).

## II. CAN BASICS AND ATTACK TERMINOLOGY

### A. CAN Protocol

CAN is a message-based protocol standard [35] that defines the first two Open Systems Interconnection (OSI) layers (physical and data link). Using this protocol, ECUs (e.g., Power Control Module [PCM], Antilock Braking System [ABS]) continually broadcast data frames with information relating to the current state of the vehicle. A standard CAN data frame (or packet), depicted in Fig. 1, contains several fields, of which two are relevant for the scope of this paper: the 11-bit Arbitration ID, and the 64-bit Data field.

The *Arbitration ID*, or simply *ID*, is the message header that identifies the frame and is used for arbitration, the process by which frames are prioritized when multiple ECUs concurrently transmit—the lower the ID, the higher the priority. The RTR bit is an indicator of a remote frame. Any ECU can request the data on an ID by sending the ID and the RTR bit indicating the request. This remote frame would be immediately followed by a response with the requested ID and data. The *Data Field* contains the actual message contents of up to 8 bytes, where each distinct piece of information carried in the message is called a signal. CAN frames with the same ID encode the same set of signals in the same format and are usually sent with a fixed frequency to relay updated signal values. In general, each ECU is assigned a set of IDs that only it transmits. For example, the PCM may transmit: ID 0x102 containing engine RPM, vehicle speed, and odometer signals every 0.05s, and ID 0x45D with signals encoding the angle of the gas and brake pedals every 0.01s.

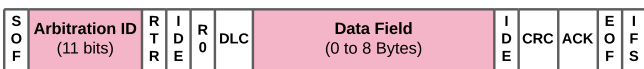


Fig. 1: CAN data frame: The two primary components are the Arbitration ID used for message identification and arbitration (prioritizing messages) and the Data Field, containing up to 8 bytes of message contents.

The CAN standard also defines a robust error handling mechanism that is designed to prevent erroneous messages from being propagated or faulty nodes from disrupting communications. For example, if two nodes attempt to concurrently transmit different messages with the same ID, both nodes will transmit their frame until they send opposing bits simultaneously, at which point one will incur an error. If a node's error count gets too high, it will enter a "bus off" mode, meaning it cannot read or transmit messages on the bus until it is reset. See previous works [2, 36] for more details on CAN error handling.

### B. CAN Attacks

While lightweight, CAN lacks encryption and authentication, and is therefore vulnerable to exploitation. There have been a number of successful attacks on vehicular CANs published in the past several years, some remote, and some requiring physical access. Koscher et al. [5] provide a comprehensive overview of CAN-based ECU vulnerabilities. Their exploration involves applications that facilitate CAN communication, such as the Unified Diagnostic Service (UDS), a standardized set of commands which can change the state of a targeted ECU or directly read and write to memory addresses. Instead of focusing on these types of applications, our attack data focuses on inherent vulnerabilities found within the CAN protocol.

The attacks surveyed here begin with the assumption of a compromised node on the bus. Cho & Shin [37] provide a well-defined adversary and attack model with terminology that is widely used. A *weakly compromised ECU* is a node that an adversary is able to silence, suspending any message transmission, while a *fully compromised ECU* is a node over which the adversary has complete control, with the ability to send fabricated messages and access the node's memory. Note that the method of connecting to a vehicle's CAN via the OBD-II port is considered a fully compromised ECU in this model.

Using this terminology, Cho & Shin introduce the following three general categories of attacks, which are in turn useful for describing attack sophistication and the types of IDSs that would be able to detect them.

1) *Fabrication Attacks*: A *fabrication attack* uses a strongly compromised ECU to inject messages with malicious IDs and Data Fields. The majority of the attacks in the CAN IDS literature fall into this category, including the following:

**DoS Attack** — Messages with ID 0x000 and an arbitrary payload are injected at a high frequency. Since ID 0x000 always wins arbitration and is not usually issued by legitimate ECUs, flooding the bus with these high priority messages prohibits legitimate messages from being transmitted. This results in a host of unusual effects, such as flashing dash indicators, intermittent accelerator/steering control, and even full vehicle shutdown. We note that this shut down is not a "limp home mode" that can occur from some attacks. Instead it involves the vehicle ceasing functionality and rolling to a stop. The driver must remove, then reinsert the key to restart the vehicle.

**Fuzzing Attack** — (Note that the fuzzing attack here is distinct from the technique of fuzzing for vulnerability discovery. While indeed random messages are sent, it is not with the intent to reveal vulnerabilities. Nevertheless, we follow attack terminology of Cho & Shin [2] for consistency.) Messages with random IDs and arbitrary payloads are injected at a high frequency. The bus becomes occupied with mostly injected messages, displacing real messages, and resulting in similar behavior to the DoS attack. Unlike the DoS attack, injected messages may have an ID that appears in normal traffic, so receiver nodes expecting these ID messages will read and use the information in the malicious payload, causing a wide variety of unexpected results. To illustrate these effects we reference a video of a fuzzing attack<sup>3</sup>. There are two slight variations of this attack: some researchers inject only IDs that appear during normal traffic (e.g., [24]), while others inject arbitrary random IDs (e.g., [38]).

**Targeted ID Attack** — Messages are injected with a specific target ID and manipulated data field. When only the bits in a specific signal—that is, a select part of the 64-bit data field—are modified, we refer to this as targeting a signal, rather than an ID.

Fabrication attacks are characterized by the inherent problem of *message confliction*, described by Miller & Valasek [4],

The biggest problem with CAN message injection is that, while attackers can inject arbitrary messages onto the bus, the original sender of the message (i.e., the legitimate ECU) is still sending legitimate messages...The result of the ECU continuously sending messages along side our attack messages is message confliction. From the perspective of the receiving ECU, inconsistent messages are received (and it must) decide what to do with this conflicting information.

In general, ECUs will regard the last seen data frame on a given ID; thus, to overwrite (in effect) legitimate messages with the target ID, the injected frames must occur on the bus very soon after the true frame. Not all data frames trigger an effect; simply reverse engineering a signal to inform targeted injections will often not result in the desired or any response from the vehicle. Miller & Valasek [4] provide potential techniques for side-stepping message confliction, but the desired effect for all techniques is the same—de-conflict ambient and fabricated data frames by suspending the ambient messages.

The first two fabrication attacks described (DoS and fuzzing) require almost no understanding of or reconnaissance on the target vehicle, nor do they allow for finesse in execution. On the other hand, the targeted ID attack can be more sophisticated. Targeting manipulation of specific functionality requires knowledge of at least one of the IDs' signals and requires the data field designed to have a particular effect based on the given ID's signal definitions.

Furthermore, targeted ID attacks can, similar to the first two attacks, be accomplished by *flooding* the bus, simply meaning that messages are sent at a very high frequency, although this is blatant and easy to detect. Research hackers Miller & Valasek used this tactic to successfully attack a Toyota Prius,

injecting fabricated collision prevention system messages at a high frequency, causing the ABS to engage the brakes [1].

The most stealthy targeted ID attack is a *flam* attack—immediately after each target ID's legitimate message, an injected message is sent (with the same ID but manipulated data), so that the true message state is not physically realized before the spoofed message alters the car to the target state. Injected frames and true target ID frames are in one-to-one correspondence. This type of attack was pioneered by Hoppe et al. [7], who essentially disabled a car's warning lights by sending a "lights off" frame immediately after any legitimate frame's "lights on" message was sent, resulting in the lights appearing continually off. Provided the attacker can reverse engineer the target ID's payload, only the bits involved in the targeted signal need to be manipulated.

2) *Suspension Attacks*: An adversary mounting a *suspension attack* needs a weakly compromised ECU, preventing it from transmitting some or all messages. For example, an adversary could suspend all messages on a particular safety-critical ID, thus disrupting other systems that rely on this constantly updated data.

3) *Masquerade Attacks*: Finally, the most sophisticated category, *masquerade attacks*, involve an adversary first suspending messages of a specific ID from a weakly compromised target ECU, and then using a strongly compromised ECU to inject spoofed messages with this ID at a realistic frequency, thus masquerading as the target ECU. Using this more advanced strategy, a targeted ID attack can be carried out without message confliction, thus allowing for a more stealthy attack. Miller & Valasek's infamous remote Jeep Cherokee hack [4] employed a masquerade attack. Unlike the Prius [1], the Cherokee ABS system dealt with message confliction by simply turning off the collision prevention system, and thus they were unable to mount a similar fabrication attack; instead, they had to first suspend legitimate messages (in addition to a few other steps) in order to mount an attack.

In another example, Cho & Shin cleverly use a strongly compromised ECU in order to weakly compromise a target ECU by causing it to go into bus off mode, at which point they run a masquerade attack [2]. Notably, a very recent paper of Bloom [42] provides stealthier techniques for exhibiting this attack. Interestingly, if an attacker is not careful when mounting a fabrication attack, this same mechanism can result in the attacker's own strongly compromised ECU getting bussed off. In fact, we have done this on many occasions, in essence running a suspension attack on ourselves!

This previous research has shown that masquerade attacks are indeed possible, but they require ample CAN hacking expertise. Further, white-hat CAN hackers and CAN intrusion detection research communities are working independently with seemingly different skill sets toward a common goal. Thus, no real CAN data in which a masquerade attack is exhibited has been made publicly available, and the evidence from the CAN IDS research community is that most defensive researchers likely do not have the skills or resources to create such advanced attacks.

*Timing Transparent vs. Timing Opaque*: Unsurprisingly, these attack categories map to intrusion detection techniques

<sup>3</sup><https://youtu.be/80A5IhwvsJU>

TABLE I: Open CAN IDS Datasets

Dataset	Organization	Year	Dataset URL
1 CAN Intrusion (OTIDS) [24]	HCRL	2017	<a href="http://ocslab.hksecurity.net/Dataset/CAN-intrusion-dataset">http://ocslab.hksecurity.net/Dataset/CAN-intrusion-dataset</a>
2 Survival Analysis for Auto. IDS [39]	HCRL	2018	<a href="http://ocslab.hksecurity.net/Datasets/survival-ids">http://ocslab.hksecurity.net/Datasets/survival-ids</a>
3 Car Hacking for Intrusion Detection [38, 40]	HCRL	2018	<a href="http://ocslab.hksecurity.net/Datasets/CAN-intrusion-dataset">http://ocslab.hksecurity.net/Datasets/CAN-intrusion-dataset</a>
4 SynCAN [9]	Bosch	2019	<a href="https://github.com/etas/SynCAN">https://github.com/etas/SynCAN</a>
5 Auto. CAN Bus Intrusion v2 [41]	TU Eindhoven	2019	<a href="https://doi.org/10.4121/uuid:b74b4928-c377-4585-9432-2004dfa20a5d">https://doi.org/10.4121/uuid:b74b4928-c377-4585-9432-2004dfa20a5d</a>
6 Can Log Infector	CrySys Lab	2020	<a href="https://www.crysys.hu/research/vehicle-security/">https://www.crysys.hu/research/vehicle-security/</a>
7 <b>ROAD CAN Intrusion Dataset</b>	ORNL	2020	<a href="https://0xsam.com/road/">https://0xsam.com/road/</a>

All datasets include ambient data for the given vehicle(s) in addition to attack data.

TABLE II: Open CAN IDS Datasets' Metadata

Dataset	Real / Synthetic	Raw CAN	Signal Translated	Type	Total Time
1 CAN Intrusion (OTIDS) [24]	Real	✓		1 vehicle	1h 8m 0s
2 Survival Analysis for Auto. IDS [39]	Real	✓		3 vehicles	0h 12m 24s
3 Car Hacking for Intrusion Detection [38, 40]	Real	✓		1 vehicle	7h 38m 28s
4 SynCAN [9]	Synthetic		✓	–	24h 45m 7s
5 Auto. CAN Bus Intrusion v2 [41]	Real & Synthetic	✓		2 vehicles, 1 testbed	1h 42m 51s
6 Can Log Infector	Real	✓		CAN paired with GPS	0h 30m 46s
7 <b>ROAD CAN Intrusion Dataset</b>	Real	✓	✓	1 vehicle	3h 27m 10s <sup>1</sup>

<sup>1</sup> Total time of ROAD CAN data is 3h 27m 10s. This does not include the signal translations of the same data. ROAD includes 13 masquerade attack files, which are identical to the corresponding targeted ID captures but with the ambient frames of the target ID removed during the attack period to simulate the masquerade. ROAD total CAN data time without the 13 masquerade attacks is 3h 16m 13s.

TABLE III: Open CAN IDS Datasets' Attack Metadata

Dataset	Fabrication	Suspension	Masquerade	Other	# Attack Types <sup>0</sup>	
					T.T.	T.O.
1 CAN Intrusion (OTIDS) [24]	Real; DoS, Fuzzing	–	–	Remote frame impersonation	2	1 <sup>1</sup>
2 Survival Analysis for Auto. IDS [39]	Real (flooding); DoS, Fuzzing, Targeted ID	–	–	–	3	0
3 Car Hacking for Intrusion Detect. [38, 40]	Real (flooding); DoS, Fuzzing, Targeted ID	–	–	–	4	0
4 SynCAN [9]	Simulated (flooding); Targeted ID	Simulated	Simulated	–	2	3
5 Auto. CAN Bus Intrusion v2 [41]	Real & Simulated; Targeted ID <sup>2</sup>	Simulated	Simulated	–	6	1
6 Can Log Infector	–	–	Provides code to simulate 7 types <sup>3</sup>	–	0	7
7 <b>ROAD CAN Intrusion Dataset</b>	Real (flooding) Fuzzing, (flam) Targeted ID	–	Simulated	Unique advanced attacks	5	5

<sup>0</sup> "T.T." and "T.O." refer to Timing Transparent (alters normal timing characteristics) and Timing Opaque (does not alter normal timing characteristics), respectively.

<sup>1</sup> The sole advanced attack, the "Impersonation Attack," may not actually be useful for researchers developing an IDS (see description in Sec. III).

<sup>2</sup> Due to the rather crude method of creating simulated injections (see description in Sec. III) which involves modifying timestamps, classification is less clear.

<sup>3</sup> Dataset does not technically include attack data. Instead, it includes several ambient captures and a python script for programmatically modifying ambient logs to create different types of simulated attacks.

that have matured alongside offensive developments. Fabrication and suspension attacks are detectable by frequency-based IDSs, which regard the timing of each ID and/or the sequential nature of IDs. Masquerade attacks require more sophisticated methods: for example, attempting to identify the sending ECU [10, 37], luring an added node to reveal itself [24], or inspecting the data field [9, 11, 34].

We define a *Timing Transparent (T.T.)* attack to be any that is hypothetically detectable using a frequency-based method: a fabrication attack, detectable by unusually fast message timing

or the appearance of new IDs, or a suspension attack, detectable from unusually slow or disappearance of usually present IDs.

An attack that is *Timing Opaque (T.O.)*, on the other hand, is defined as an attack that does not disrupt normal timing or ID distributions, and thus would not be detected with a frequency-based IDS. Instead, a more sophisticated method, such as a payload-based detector that uses the data field, or perhaps a side-channel method monitoring the physical layer, would be needed. In short, developing a comprehensive and robust IDS requires hardening (and therefore testing) against



timing opaque attacks. A masquerade attack is the primary example, but other attacks that may alter the overall state of the vehicle (e.g., the “accelerator attack” in the ORNL dataset, Sec. IV-A3), may also be included in this category.

### III. PREVIOUS DATASETS

Here we itemize the publicly available CAN datasets with attacks, including descriptions of the attacks present and whether they are real or simulated, as well as dataset benefits and drawbacks. We examined each dataset, and attempted to verify the accuracy of documentation. Refer to Table I.

#### HCRL CAN Intrusion Dataset (OTIDS)

Lee et al. at the Hacking & Countermeasures Research Lab (HCRL) published this dataset as a supplement to their CAN IDS paper [24], which presented OTIDS: Offset Ratio and Time Interval based Intrusion Detection System, a novel IDS based on the timing of remote frame responses. The general method was to transmit remote frame requests for a given ID, time how long it took an ECU to respond to the request, and test whether this delay was anomalous—the idea being that a compromised ECU, being controlled by an adversary, would respond with an unusual delay. The published dataset from a Kia Soul contains artifacts of this method, specifically, the remote frames (which are labeled as such and thus easy to remove in preprocessing), and legitimate as well as spoofed responses (less easy to identify and remove). We note that there appear to be discrepancies in the documentation of the dataset on the website and in the paper, the figures describing the dataset, and what we find in the examination of the dataset.

**Data** — Real CAN data from one vehicle.

**Attacks** — Real. Includes DoS and fuzzing fabrication attacks. According to the authors, the dataset also includes a masquerade attack, which they call an “impersonation attack,” but it does not seem as though the target node was actually suspended, and the only message injections appear to be the spoofed remote frame responses. Thus, while this may be a useful simulation for testing whether their remote-frame-based IDS would detect a masquerade attack, it would not be useful for other IDSs that do not leverage this aspect of the protocol. Rough estimates of injection intervals are given.

**Benefits** — The fuzzing attack provided in this dataset is the slightly stealthier version that involves only spoofing IDs that appear in normal traffic. This is the only example of this kind of fuzzing attack in an open dataset. This is also the only open dataset with remote frames and responses.

**Drawbacks** — First and foremost, the injected messages are not labeled, and the documentation on the injection intervals is unclear and possibly incorrect. Authors indicate that in the DoS attack all  $0x00$  messages are injections (these take place during the entire capture), and the fuzzing and impersonation attacks start after  $\sim 250$ s. However, our analysis indicates that these attacks take place during the entire capture. Furthermore, this disagrees with their paper, which depicts an injected message during the fuzzing attack at 0.1565s, well before 250s. Second, as explained above, the “impersonation

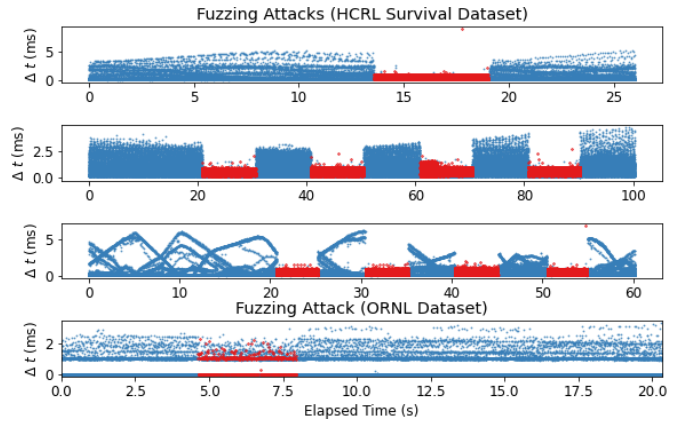


Fig. 2: The time gap between subsequent messages (all messages on the CAN capture of any ID are included) are plotted over time during fuzzing attacks on four different vehicles, with top three plots from each vehicle in the HCRL Survival Analysis Dataset, and the bottom plot from the ORNL dataset. While the injections (in red) result in a significant disruption in the overall message timings in the HCRL dataset, the fuzzing attack in the ORNL dataset does not, and would therefore be slightly more difficult to detect using a timing-based IDS. This also illustrates that the bus load and overall message frequency distribution varies widely across vehicles.

attack,” while characterized as masquerade attack in their paper, does not seem to be a true masquerade attack since the message transmission by the legitimate node is not suspended. While it is possible that we misunderstood their documentation, our confusion on the matter and the various discrepancies we found are a testament to poor documentation. Finally, the presence of remote frame requests and responses results in small timing changes that are not usually in ambient traffic, and may be problematic for testing and training a timing-based detector. Overall, unless it used for leveraging remote frames for an IDS, this dataset is not recommended.

#### HCRL Survival Analysis Dataset for Automobile IDS

Alongside their timing-based CAN IDS paper, Han et al. [39] at HCRL published their dataset composed of three different vehicles (Hyundai Sonata, Kia Soul, Chevrolet Spark). On each car, they collected ambient data and ran three different types of injection attacks that caused the vehicles to malfunction. Note that a different version of this dataset is also published for an IDS challenge<sup>4</sup>, which we do not include in our survey.

**Data** — Real CAN data from 3 different vehicles.

**Attacks** — Real. Includes all three flooding fabrication attack types: DoS (they call this “flooding”), fuzzing, and targeted ID (flooding delivery). Each attack capture is 25–100 seconds long, and contains between 1 and 4 five-second injection intervals. Each injected message is labeled.

**Benefits** — This is the only dataset that contains real attacks on multiple vehicles; furthermore, the same set of attacks are repeated multiple times on each one. One of the values of training and testing a timing-based IDS on multiple vehicles is illustrated in Fig. 2, depicting a fuzzing attack mounted on four different vehicles (top three plots from this dataset). This illustrates how the bus load (% of time the bus is occupied with a message) can differ dramatically across

<sup>4</sup><http://ocslab.hksecurity.net/Datasets/datachallenge2019/car>

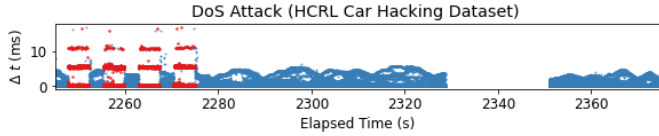


Fig. 3: HCRL Car Hacking Dataset contains unintentional artifacts of data collection; in particular, in each of the four attack datasets, right after conclusion of the attack, there is a prolonged period during which no messages appear on the bus. This depicts the end of the DoS dataset, starting from the last four injection intervals (red), followed by  $\sim 53$ s of ambient traffic (blue), and a  $\sim 22$ s transmission gap before ambient message resume again. Note that the first point after messages resume (with a  $\Delta t \approx 22.4$ s) has been omitted for scale. We hypothesize that this gap is due the CAN bus going into a “stand-by” mode due to inactivity, that is, the vehicle is not being operated and no messages are being injected.

vehicles, demonstrating that a timing-based IDS must be adaptable to such differences. Additionally, authors confirm that these attacks have a real effect on the vehicle. This dataset would be a good choice for training and testing a vehicle-agnostic, simple timing-based detector.

**Drawbacks** — All of the attacks are basic and could be detected with a very simple timing-based detector. Even conditioned on being fabrication flooding attacks, these are particularly un-stealthy examples. See the top three plots of Fig. 2, where the frequency of the entire bus is significantly disrupted by the exceptionally high injection frequency, which is not the case the ORNL fuzzing attack (bottom plot of Fig. 2). The targeted ID attack, which they call the “malfunction” attack, is done somewhat blindly: there is no indication of what the function of the target IDs are, and the injected payloads (data fields) are chosen by either cycling through random values (on the Soul) or a single random value (on the Spark and Sonata). As for the ambient captures, only 60–90s of data are provided per vehicle, which is likely not sufficient for robust training, let alone for testing false positive rates. Finally, the ambient data and attack data are in differently formatted CSVs, which is undesirable.

#### HCRL Car Hacking Dataset for Intrusion Detection

The Car Hacking dataset is the most recent dataset released by HCRL and was used by these researchers to train and test two deep learning IDSs [38, 40]. The dataset includes  $\sim 500$ s of ambient driving data, and four different attacks from a Hyundai YF Sonata.

**Data** — Real CAN data from one vehicle.

**Attacks** — Real. Includes all three flooding fabrication attack types—DoS, fuzzing, and two targeted ID attacks (flooding delivery) in which they spoof the drive gear and the RPM gauge. Each capture is upwards of 40 minutes and contains 300 attack intervals lasting 3–5 seconds. Each injected message is labeled.

**Benefits** — The attack captures are very long and contain a large number of instances per attack. Unlike the other two HCRL datasets, the function of the IDs in the targeted ID attacks is provided (drive gear and RPM gauge). This dataset seems to be the most widely used dataset in the CAN IDS literature, showing that it fills an important niche. (Unfortunately, many recent publications seem clearly to be using this dataset without citation.)

**Drawbacks** — All the attack captures contain a significant artifact of data collection that may pose a problem for researchers using this data, particularly since it is not noted in the documentation. At the conclusion of each attack (soon after the 300<sup>th</sup> injection), there is a large gap in messages where it appears no messages are being transmitted. This is depicted for the DoS attack in Fig. 3 where there is a gap of 22s. In the other three captures containing attacks, this gap is much longer, in the order of 3000s! Berger et al. [43] also noted these jumps in timestamps. Having dealt with this issue in our own data collection efforts, we hypothesize that this message transmission gap arises from the bus going into a “stand-by” mode due to vehicle inactivity once the researchers stop injecting messages. We suggest that researchers using this dataset, particularly for a timing-based IDS, should trim the attack captures to right before the gap—at the 2328s, 2466s, 1949s, 1952s mark for the DoS, Fuzzing, Gear, RPM datasets, respectively.

While this relatively simple fix renders the dataset usable for testing, the hypothesized source of the issue, namely that the car was not being driven during the attacks (which we verified by decoding the proprietary signals), poses a problem that cannot be solved in post-processing. As the car is being driven in the ambient data, the test data fundamentally differs from the training data outside of the injections, making it an unsuitable test set. Given these issues, this dataset does not seem like a good choice, even for testing a simple detector. Similar to the HCRL survival dataset, these attacks are particularly unstealthy with respect to disrupting overall bus timing (see Fig. 3). Finally, ambient and attack data are in different formats (fixed width format and CSV).

#### Bosch SynCAN

Hanselmann et al. [9] at Bosch GmbH (the company that created CAN), constructed a signal-translated, synthetic CAN dataset that they used for training and testing their CAN IDS, “CANet”, and, noting the lack of a standard, sufficient CAN benchmark dataset, Hanselmann et al. published theirs for the research community to use. Unlike all others, this dataset contains timestamped signal values rather than the raw binary data fields; thus, it is the first and only (other than ROAD) available dataset for evaluating a signal-based model.

**Data** — Synthetic signal time series (no “raw” CAN data, it is already translated).

**Attacks** — Simulated. Includes the following attack types: fabrication targeted ID (flooding delivery), suspension, and masquerade. Includes one capture of each attack, each containing a hundred 2–4s attack intervals. Each simulated intrusion signal is labeled.

**Benefits** — This is the only signal-based dataset (other than ROAD) which particularly important contribution since the encodings of signals into most vehicles’ CAN data are unknown. It is clear from the treatment in the paper that Hanselmann et al. have true expertise in CAN protocol and data. This dataset contains the most nuanced masquerade attacks (e.g., signal values slowly drifting from a real to a target value, or replayed from normal traffic) currently



available (including ROAD). Further, this is the only dataset (other than ROAD) that contains attacks targeting a single signal, rather than the full 64-bit data field. This allows for testing a very advanced, signal-based IDS.

**Drawbacks** — Synthetic data is clearly an imperfect proxy for real data; Hanselmann et al. train and test their IDS on the synthetic and real data, and remark that the former is “somewhat ‘cleaner’ than in the real case.” As a separate issue, simulated attacks are inherently problematic since their effect on a vehicle cannot be verified. Additionally, the authors claim that all ambient data should be used for training but do not provide any additional ambient data for testing; thus, it would be difficult to test an IDS’s false positive rate—an attribute of the utmost importance. Finally, since the authors do not provide a raw untranslated version of the data, many CAN detectors, which require CAN data in the usual format (time-stamped IDs with 64-bit data fields) could not use this data.

#### *TU Eindhoven Lab Automotive CAN Bus Intrusion Dataset*

This dataset was published by researchers in the Department of Mathematics and Computer Science at Eindhoven University of Technology (TU/e), who collected data from two different vehicles, an Opel Astra and a Renault Clio, and a CAN testbed, which consists of a VW instrument cluster, two Arduino boards (programmed to be a legitimate and a strongly compromised ECU, respectively) and a joystick programmed to replicate the throttle that sends messages used by the speedometer in the instrument cluster.

**Data** — Real CAN data from two cars and synthetic CAN data from a testbed.

**Attacks** — Simulated except for one targeted ID fabrication attack on the CAN testbed. They simulate a set of attacks on each CAN, and for all but one attack, simply augmented the recorded data in post-processing by doing the following: for fabrication attacks, they “added packets manually and adjusted timestamps accordingly”; for suspension attacks, they deleted particular frames; and for masquerade attacks, they replaced the data field of particular frames. The dataset also includes one real attack on their CAN testbed, a targeted ID fabrication attack. The joystick is used to send messages during normal traffic, and during the attack, messages with this ID are injected by the compromised ECU.

**Benefits** — This dataset includes the only diagnostic protocol attack publicly available, and the only suspension attack (simulated) in real CAN data. (Recall that SynCAN contains suspension attacks but is signal data from a simulated CAN.) The same set of attacks is available for testing on multiple vehicles/CANs.

**Drawbacks** — First and foremost, adjusting timestamps in post-processing alters data and diminishes fidelity in a critical way: message timing on the bus is dependent on each ID’s frequency and priority through the arbitration process. Thus, changing message timings risks creation of a synthetic dataset that is not realistic. For the DoS attack, they simply overwrite 10s worth of frames, which is much less noisy than how

real DoS attacks appear. With respect to the testbed, it is unclear how they generated ambient traffic (e.g., were they recorded and replayed from another car?), and such a testbed is an imperfect proxy for a real vehicle. Finally, attack labels are in an unstructured text file, so there is no way of programmatically reading what/when packets were injected.

#### *CrySyS Lab Can-Log-Infecter & Ambient CAN Traces*

The Laboratory of Cryptography and System Security (CrySyS Lab) at Budapest University of Technology and Economics published an ambient CAN dataset (along with GPS data) from a comprehensive set of driving scenarios. They pair this data with their open-source CAN Log Infecter tool<sup>5</sup>, which is used to manipulate data contents of the CAN log traces to simulate an attack. Using this tool, a variety of different masquerade attacks can be created in ambient CAN data by modifying only the data field of a specified target ID.

**Data** — Real CAN data paired with GPS data.

**Attacks** — Simulated. Includes the capability to create seven kinds of masquerade attacks. Specifically, given a start point, a target ID, and a set of contiguous bytes in the data field to target, the original value of each byte can either be replaced (by a specified constant value, random value, or increasing/decreasing sequence over each frame) or incremented (by a specified constant value or increasing/decreasing sequence over each frame). The modified copy, containing the simulated injections, does not have attacks labeled, but as all modification parameters are passed by the user, these could presumably be determined.

**Benefits** — While these authors do not provide any CAN data with attacks, the authors provide their framework for simulating a wide variety of masquerade attacks; this facilitates the creation of unlimited masquerade attacks—for example, combining different payload manipulation techniques simultaneously on different IDs, in any CAN data. Furthermore, this software is open source, and can be easily extended to add new attacks. Additionally, this is the only dataset with real CAN data that allows for injections that vary continuously over time, and is the only dataset (other than ROAD) that allows for modifying only part of a data field, and thus enables targeting signals. Finally, other than ROAD, this is the only dataset furnished with descriptions of the driver’s actions during ambient captures, which is highly valuable when for training and testing an IDS.

**Drawbacks** — As attacks are added in post-processing, there is no guarantee that these attacks would actually affect vehicle function. Moreover, these attacks are completely blind to the function and signal mapping of particular target IDs. There are also logical problems with Can-Log-Infecter’s implementation, most notably that the data field can only be modified at the byte level (i.e. replacing characters in hex representation) and all selected bytes must change uniformly. Thus, signals that do not exactly fill a set of bytes cannot be solely targeted (recall that payloads are composed of several signals of varying lengths and positions whose bits often cross byte boundaries).

<sup>5</sup><https://github.com/CrySyS/can-log-infecter>

Furthermore, incrementing whole bytes means multi-byte signals will vary in a highly discontinuous manner. Finally, the method for specifying the injection interval is rather irksome—rather than specifying a starting timestamp, the user passes “a value between 0 and 1 (indicating) the ratio when the attack should start regarding the full length of the capture,” and the attack end point cannot be specified.

#### IV. INTRODUCING THE ROAD DATASET

The Real ORNL Automotive Dynamometer (ROAD) dataset (<https://oxsam.com/road/>, DOI: 10.13139/ORNL-NCCS/1728694) consists of 33 attack captures totalling about 30 minutes, and 12 ambient captures totalling about 3 hours. These captures are enumerated in Table IV; attacks are described in more detail in Sec. IV-A; important syntactic metadata appears in Sec. IV-B, and further descriptions are provided in the documentation published with our dataset. Using the CAN-D algorithm [30] to translate the raw CAN data into signals, we also provide a signal-translated version for 17 of the 33 attack captures and the all ambient captures.

We collected CAN data using SocketCAN [32] software on a Linux computer with a Kvaser Leaf Light V2 connecting to the OBD-II port. All of the data is from a single vehicle, the make/model of which we do not disclose, and with year of manufacture in the mid 2010s. The published data has been obfuscated in a way that maintains the anonymity of the vehicle, while preserving all important aspects of the data for an IDS (see Sec. IV-C). During all of the attacks, the vehicle was on a dynamometer and was actively being driven. Ambient data was collected both on a dynamometer and on roads, while performing a variety of normal and also sometimes unusual driving activities (e.g., unbuckled seatbelt or opened door while driving).

##### A. Attacks

Attack captures are detailed below in order of expected detection difficulty.

1) *Fuzzing Attack*: We mounted the less stealthy version of the fuzzing attack, injecting frames with random IDs (cycling in order from 0x000 to 0x255) with the maximum payload (0xFFFFFFFFFFFFFFFF) every .005s, as opposed to the more stealthy version which only injects IDs seen in ambient data. There were many physical effects of this attack, for example: the accelerator pedal became ineffective; the dash lights and headlights were illuminated; and the seat positions moved (see Section II-B).

2) *Targeted ID Fabrication & Masquerade Attacks*: We performed targeted ID fabrication attacks using the flam delivery, meaning a message is injected immediately after a legitimate message with the target ID is seen. As discussed in Section II-B, the flam technique allows for dynamic injection; that is, the legitimate ID message is read, only the bits corresponding to the target signal are modified with malicious values, and then this spoofed message is injected. When only part of the message is modified, we refer to this as targeting a signal, rather than an ID. Designing these attacks required reverse engineering of signals for this vehicle, which

TABLE IV: Logs in ROAD CAN Intrusion Detection Dataset

	Modified	# Logs
Accelerator Attack (In Drive)		2
Accelerator Attack (In Reverse)		2
Correlated Signal Fabrication Attack		3
Correlated Signal Masquerade Attack	✓	3
Fuzzing Attack		3
Max Engine Coolant Temp Fabrication Attack		1
Max Engine Coolant Temp Masquerade Attack	✓	1
Max Speedometer Fabrication Attack		3
Max Speedometer Masquerade Attack	✓	3
Reverse Light Off Fabrication Attack		3
Reverse Light Off Masquerade Attack	✓	3
Reverse Light On Fabrication Attack		3
Reverse Light On Masquerade Attack	✓	3
Dynamometer Various Ambient		10
Road Various Ambient		2

we completed using CAN-D [30] signal reverse engineering algorithm and manually verifying the results. The targeted ID fabrication attacks and masquerade attacks are as follows:

- **Correlated Signal** — The single ID communicating the four wheels’ speeds (each is a two-byte signal) is injected with four false wheel speed values that are all very different. The effect, supposing the injected frames are at least as fast as the ambient frames with that ID (the case in this dataset), is that the accelerator has no effect on the vehicle. This loss of control begins immediately and throughout the injection period. In some instances the car required restart to return to normal functionality.
- **Max Speedometer** — The speedometer signal (one byte) is targeted. We modify this signal value to be the maximum (0xFF), causing the speedometer to falsely display a maximum value.
- **Max Engine Coolant Temperature** — We target the engine coolant signal (one byte), modifying the signal value to be the maximum (0xFF). The physical effect is an “engine coolant too high” warning light on the dash illuminates.
- **Reverse Light** — A binary (one bit) signal communicating the state of the reverse lights (on/off) is targeted. We perform two slight variations of the attack, where we manipulate the value to off (on), while the car is in Reverse (Drive), respectively. The effect is that the reverse lights do not reflect what gear the car is in.

For all of these targeted ID attacks, we provide two versions of the same CAN data captures: the original fabrication attack, and a version slightly modified in post-processing to simulate a masquerade attack. Refer to the Table IV, which itemizes the fabrication/masquerade pairs. A subset of the fabrication/masquerade pairs attacks are visualized in Table V.

The fabrication attack versions are the original altered capture, including both the legitimate target ID frames and the injected frames. Because these are real, physically verified attacks with the minimally occurring injected frames (due to the flam delivery), they provide perhaps the best (i.e., most stealthy/most difficult to detect), current, public data for testing frequency-based IDSs. That is, most fabrication attacks in public datasets involve many injected frames between the ambient vehicle frames with the same ID, while the flam delivery used for ROAD’s targeted ID attacks have a single injected frame between ambient frames of the same ID. As

at least one injected message occurring after each legitimate message is needed to manifest the desired physical effect; hence, the flam delivery, with only one such message, is the most stealthy possible.

Using the fabrication captures we produce simulated masquerade attacks by removing the legitimate target ID frames preceding each injected frame to provide more advanced versions. In effect, this removes message confliction in the data, making it appear as though only the spoofed messages are present during the injection interval. With this masquerade dataset, frequency-based approaches will almost certainly fail to provide accurate detection. It is important to note that while the masquerade aspect is simulated through post-processing, this means of alteration avoids problematic issues with synthetic data. Namely, the effect of the attack on the vehicle was physically verified; every message appearing in the data was actually seen by the car in the order it appears in the data; and no aspect of CAN protocol was violated. As discussed in the introduction, there are no publicly available, real CAN data captures with real masquerade attacks, and the hacking skill required to implement such an attack on a real vehicle seems to be preventing CAN IDS researchers from implementing such an attack. This provides the highest fidelity alternative possible.

Considering the top two rows of Table V we can clearly see the difference between the fabrication attack and corresponding simulated masquerade attack. In the top row (fabrication attack), all four wheelspeed signals appear to move continuously but are joined by a second curve—the injected value of that signal—during the attack interval; whereas, in the second row (masquerade attack) continuity of the signal values is broken and only the injected values appear during the attack interval.

3) *Accelerator Attacks*: We have responsibly disclosed this vulnerability to the OEM, and will not disclose details of how to implement this attack.

We do not include the CAN data during the exploit. After the exploit, the effect is that the vehicle is in a state that has less control by the driver as follows:

- When put into drive gear, the vehicle accelerates to a fixed speed and then holds this speed (regardless of accelerator pedal position or cruise control setting).
- In reverse, the vehicle accelerates to a (different) fixed speed and holds this speed (regardless of accelerator pedal position or cruise control setting).
- Cruise control is disabled.
- Touching the brake pedal results in the acceleration ceasing and the brakes engaging normally.
- When the brake is released, the vehicle commences accelerating as described above.

The accelerator attack captures have no injected messages, but simply record the CAN data when the vehicle is in this state. Discrepancies exist between the vehicle’s actions and the driver’s inputs, e.g., acceleration occurs regardless of the accelerator pedal position.

## B. Syntactic Description

All of the CAN data files are logged using the standard can-utils [44] candump format:

(1569510697.667343) can0 5E1 # 893FE0070A000080  
 Unix Timestamp Channel ID (hex) Data Field (hex)

While timestamps are reported with a precision of  $1\mu s$ , the hardware used to collect this data (a Kvaser Leaf Light V2) only guarantees an accuracy of  $100\mu s$ . Note that all data fields in these logs contain the full 8 bytes, which we padded with zeros if necessary. The channel is always can0, so this column can be dropped. We provide metadata (in JSON format) for each capture, including a general description of driving activities, the length of the capture in seconds, and whether or not the car was on the dynamometer. For attack captures, we also include whether the capture was modified (i.e., masquerade attacks), the injection ID and data field, and the interval of injection (start, end) corresponding to the time of the first/last injected message in elapsed seconds. Importantly, we do not label individual messages as attack/normal, because the software we used to collect did not have that capability. However, with injection ID, data, and intervals, these can be labeled in post-processing fairly easily. Examples of the provided metadata are shown in Fig. 4.

```

ambient_dyno_drive_basic_short:
  description: "start from
    park; basic drive
    activities (e.g., drive
    ; accelerate; brake;
    reverse; ect.)"
  elapsed_sec: 444.75061,
  on_dyno: True }

correlated_signal_attack_1: {
  description: "start from
    driving; accelerate;
    start injecting; car
    rolls to stop; stop
    injecting; accelerate"
  elapsed_sec: 33.101852,
  injection_id: "0x6e0",
  injection_data_str:
    "595945450000FFFF",
  injection_interval:
    [9.191851, 30.050109],
  modified: False,
  on_dyno: True }

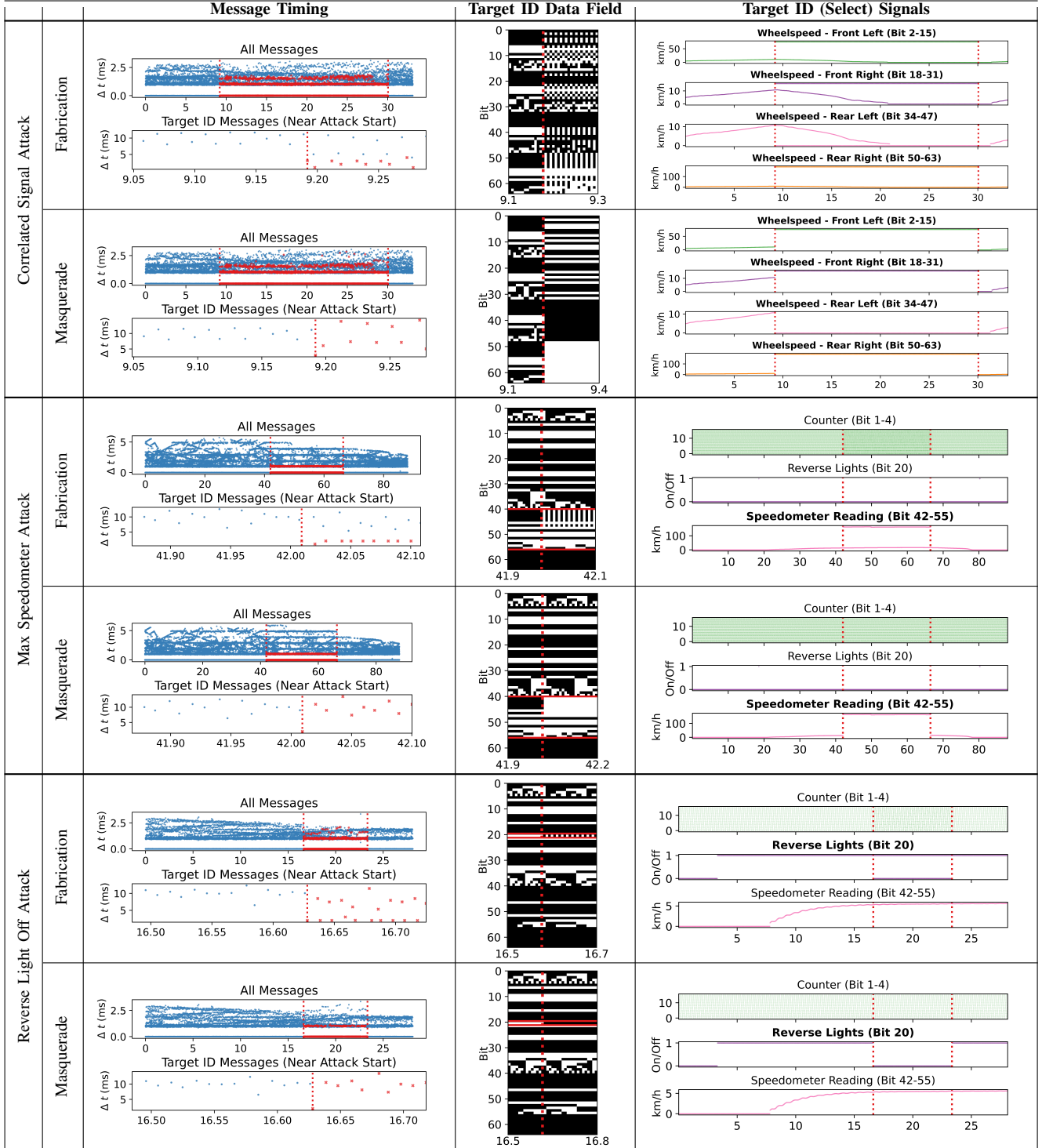
```

Fig. 4: Snippet of metadata for two example captures, with an example of ambient (left) and attack (right) entries.

We use a wildcard character “X” in the injection\_data\_str field to indicate that the byte in the given position was not modified in the injection when only one signal in the data field is targeted. Similarly, “X” in the injection\_id field indicates that no particular ID was targeted, which is only the case in the fuzzing attack. For the accelerator attack, the injection\_id and injection\_data\_str are null, and the injection interval is just the start and end time of the capture. (Note that all of these details are included in the full documentation.)

The translated time series are represented in CSV format, following a similar schema as SynCAN [9], the other signal translated dataset. Specifically, the CSV files have the following columns: Label, ID, Time, and Signal-<i>of-ID. Labels are either 0 (benign) and 1 (attack), and all the entries in the ambient captures are labeled 0. Each of the signals within an ID is named based on the index they have when translated, i.e.,  $i \in 0, 1, \dots, N_{ID} - 1$ , where  $N_{ID}$  is the maximum number of signals in a particular ID. We added a metadata file for each of the logs describing the details of the CSV files.

TABLE V: Depiction of six of the targeted ID & masquerade attacks in the ORNL dataset, showing both the Timing Transparent (fabrication, with message confliction) and Timing Opaque (masquerade, without message confliction) versions for three attack types. The  $x$ -axis of all plots are elapsed time (s), and the **red dashed lines** demarcate the attack interval. The three main columns visualize different aspects of each of the six attacks: **Message Timing**: Inter-message arrival time (ms) between all messages shown in the Top *All Messages* subplot, and between only the target ID messages in the bottom *Target ID Messages (Near Attack Start)* subplot, which zooms in to 15s before to 20s after the attack start. **blue dots/red x's** indicate legitimate/injected messages. Compare the six *All Messages* (Top) subplots with Fig. 2 to see overall bus timing is nearly undisturbed, whereas previous attacks are blatant. The six *Target ID Messages* (bottom) subplots illustrate that the fabrication attacks (using flam injection delivery) cause unusually short inter-message times for the target ID, while masquerade attacks do not cause perceptible timing changes. **Target ID Data Field**: Time series of 64-bit binary data during the time period near the attack start (black denotes 1s, white denotes 0s). If only part of the message was altered (i.e., one target signal), the section of altered bits are delimited with **red solid lines**. Through visual inspection, fabrication attacks are more obvious due to message confliction, and both fabrication and masquerade attacks are more noticeable when the entire message is targeted (e.g., Correlated Signal Attack), rather than just a single signal. **Target ID Signals**: The time series of signals in the target ID message are depicted, annotated with signal names and bit ranges, which are made boldface for target signals (note not all non-target signals in the message may be shown). Notice the Max Speedometer and Reverse Light Off attack target different signals in the same ID. While even the masquerade versions of the first two attack types are somewhat visually identifiable at the signal level due to discontinuities and extreme values, the Reverse Light Off Attack targeting a 1-bit signal is difficult to discern without understanding more complex signal relationships or by examining signals in other messages.



### C. Obfuscation

While other public CAN datasets provide information on the make, model, and year of the vehicles attacked, it would be irresponsible, given our previous disclosure, to release such information. Furthermore, we have taken steps to obfuscate the CAN data in such a way as to preserve the characteristics necessary for CAN IDS development, while ideally preventing users from knowing the make, model, and year of the vehicle. Below we itemize the augmentations performed on the data to preserve anonymity:

- Absolute timestamps may be all shifted by a scalar, but relative times are preserved.
- Messages from particular arbitration IDs that were constant, aperiodic, or periodic with frequency under 0.1 Hz (less than one frame per ten seconds) were replaced with the “filler message” FFF#0000000000000000 (ID#Data in hex). Relative timestamps are still preserved for these messages.
- Messages on reserved IDs (greater than 0x700: e.g., diagnostic messages) have been removed.
- Arbitration IDs have been anonymized in such a way that *arbitration order/priority is not preserved*. There is a one-to-one mapping between the original and the anonymized IDs for a given vehicle (not including the “filler messages” under ID 0xFFF). For example, if ID 0x10 is converted to ID 0x821 in an anonymized log, every anonymized log for the given vehicle will have ID 0x10 converted to ID 0x821.
- Data fields have been scrambled in such a way that signals have been preserved, and fields are scrambled in a consistent way for each ID/Vehicle. For example, if the first byte is moved to the end of the field for ID 0x10 on a given vehicle, it will be shifted this way in all messages from ID 0x10 in all logs from that vehicle.

### D. Time Series Translation

We translated the complete set of 12 ambient captures and 17 of the 33 attack captures. Our goal in providing the time series signal translation is to provide researchers with an open and realistic dataset for benchmarking signal-based IDS methods. For that reason we excluded fabrication attack captures that are easily detected without consulting the frames’ data fields, (they can be detected by monitoring IDs and their timing). We provide the translated signals of the data fields in the masquerade and accelerator attack captures, as these attacks likely require analytics that regard the CAN frames’ data fields.

We used CAN-D [30] to translate the signals and generate DBCs, using the heuristic signal boundary classifier (see Sec. III.A of the CAN-D paper) as it exhibited superior performance. To generate the DBC, we concatenated all of the ambient captures from when the car was on the dynamometer (10 out of 12 ambient captures), and used this as input to the CAN-D pipeline. We used the ambient captures generated in the dynamometer because all of the attacks were executed in dynamometer conditions. The generated DBC output is also made available. Note that “Step 4 Physical Interpretation” (see Sec. III.D of the CAN-D paper) of the CAN-D pipeline requires matching translated signals to time series of an extra sensor (e.g., using on-board diagnostics) to linearly scale the extracted

signals to appropriate units and know their label (e.g., wheels speed in km/h). The released signal-translated ROAD data does not include the physical interpretation of the signals as no diagnostic queries or other external sensor time series are included.

For illustration purposes, Table V contains the bitstreams (center column) and the translated time series (right column) of time windows containing the attack start and the full attack period respectively. Dashed red vertical lines represent the injection interval of the attack. Finally, note that we independently reverse engineered the physical interpretation of the signals for Table V; hence, the table depicts signal labels and units unavailable in the released data and the plots are of linearly translated values from what is released.

### E. Discussion

The breadth of ambient and attack data in our dataset is designed for testing a variety of detectors—using different features (e.g., timing, payload bits, or signals), and modeling different characteristics (e.g., frequency, entropy, continuity, or correlation). The desired alteration of vehicle functionality was physically verified for all attacks included.

Table V illustrates characteristics of the data, with visualizations of three different features (timing, payload, signals) of six attack captures in our dataset. The three attack types in Table V are presented roughly in order of difficulty to detect (using a non-timing-based IDS).

- The Correlated Signal attacks break the relationship between all the usually correlated wheel speed signals in the message, and cause signal discontinuities as well.
- The Max Speedometer attacks causes a signal discontinuity for the target signal without affecting other portions of the message.
- The Reverse Light Off attack breaks relationships of CAN “signals (e.g. reverse light signal usually only indicates “on” when gear signal indicates “reverse”).

Details and takeaways are documented in the caption.

Ambient dynamometer driving dataset includes a variety of activities such as reversing, accelerating, and opening/closing doors, and this dataset can be use for training detectors and/or testing for false positives.

The fuzzing attack should be very apparent to most detectors, in particular, by timing/frequency approaches. As discussed above, by using the flam technique (one injected message right after each ambient message, and only necessary bytes in the data field manipulated), our dataset provides the stealthiest possible fabrication attacks. This is the hardest attack we expect a timing/frequency-based detector to accurately detect.

Next, each fabrication attack is accompanied by a masquerade version where the ambient messages in 1:1 correspondence with the injected messages are synthetically removed after the capture. As discussed previously, while Miller & Valasek have exhibited masquerade attacks on real vehicles (even remotely), the hacking expertise and time required seems to have stymied defensive researchers from acquiring such data. ROAD’s simulated masquerade attack provides the best possible alternative to a real masquerade attack, and should



be timing opaque, not detectable by timing-base means. We believe that while these attacks are timing opaque they are likely detectable by intra-signal (or per-signal) models—those detectors modeling each signal’s time series.

Finally, the accelerator attacks are unique examples of CAN data from a vehicle with only the vehicle’s ECUs transmitting messages, but in a compromised manner. There is no disruption of the timing of the CAN messages, thus this attack should be timing opaque. This attack permits adequate testing of advanced IDSs that must rely on some understanding of the payloads and their correlations with each other.

Many limitations to this dataset are indeed present. Having data from a wide variety of real vehicles in actual road driving conditions with simple to very sophisticated attacks is of course ideal. Notably, we only present data from a single vehicle. As mentioned above, the timestamps are accurate only to  $100\mu\text{s}$ , which may not offer a high enough resolution for testing certain time-based detectors that require higher resolution. The dataset includes only attacks on the vehicle while on the dynamometer, and data collected on a dynamometer will have subtle differences than that collected on actual road driving. We provide attack intervals rather than labeling each message. Our obfuscation of the data intentionally did not preserve order of the IDs; as IDs encode priority, some IDSs may require this information. This dataset does not include information useful for physical-layer-based intrusion detection. Finally, our masquerade attacks rely on a small amount of simulation: as non-professionals in offensive security, these were the the best possible versions we could provide.

Nearly all detectors in the literature that hold the promise of detecting T.O. attacks have yet to be tested on an appropriate dataset. The previous two types of attacks provide the first such real data for these detectors to be validated.

Finally, it is outside the scope of this paper to use the dataset to test IDS methods. For such an example, see recent work of Blevins et al. [45], which replicates four core approaches to time-based attack detection and compares them using the ROAD fabrication attacks.

## V. CONCLUSION

Intrusion detection for in-vehicle CANs is a young but booming research area, rapidly accruing novel and diverse approaches. Here we call the community’s attention to two troubling trends: the lack of comparability of CAN IDS methods and an inability to test IDS approaches targeting subtle, more advanced attacks, e.g., masquerade attacks on real data. Both of these trends are addressed with adequate CAN data. To this end, we provide the first comprehensive guide to publicly available CAN data that is useful for CAN IDS research, detailing the pros, cons, and suggested uses for each. Finally, we describe a new ROAD dataset, containing real CAN data with a wide variety of attacks, designed to allow testing of the multitude of different techniques arising in the literature. It is our hope that this work and new dataset will allow for better comparison and validation of these proposed detectors.

## ACKNOWLEDGMENT

Thanks to Gedare Bloom for pointing out timestamp issues in an early version of the ROAD dataset. Thanks to Suzanne Parete-Koon and Ross Miller for assistance in posting the dataset online. Thanks Stacy Prowell & John Baston for helping us polish this document. Research sponsored by the Laboratory Directed Research and Development Program of Oak Ridge National Laboratory, managed by UT-Battelle, LLC, for the U.S. Department of Energy.

## REFERENCES

- [1] C. Miller and C. Valasek, “Remote exploitation of an unaltered passenger vehicle,” *Black Hat USA*, vol. 24, no. S 91, 2015.
- [2] K.-T. Cho and K. G. Shin, “Error handling of in-vehicle networks makes them vulnerable,” in *Proceedings of the 2016 ACM SIGSAC Conference on Computer and Communications Security*. ACM, 2016, pp. 1044–1055.
- [3] S. Nie, L. Liu, and Y. Du, “Free-Fall: Hacking Tesla from wireless to CAN bus,” *Black Hat USA*, vol. 25, pp. 1–16, 2017.
- [4] C. Valasek and C. Miller, “CAN message injection,” *Black Hat USA*, p. 29, Jun 2016.
- [5] K. Koscher *et al.*, “Experimental security analysis of a modern automobile,” in *2010 IEEE S&P*. IEEE, 2010.
- [6] S. Checkoway, D. McCoy, B. Kantor, D. Anderson, H. Shacham, S. Savage, K. Koscher, A. Czeskis, F. Roesner, and T. Kohno, “Comprehensive experimental analyses of automotive attack surfaces,” in *Proceedings of the 20th USENIX conference on Security*, ser. SEC’11. USENIX Association, Aug 2011.
- [7] T. Hoppe, S. Kiltz, and J. Dittmann, “Security threats to automotive CAN networks practical examples and selected short-term countermeasures,” *Reliability Engineering & System Safety*, vol. 96, Jan 2011.
- [8] S. Woo, H. J. Jo, and D. H. Lee, “A practical wireless attack on the connected car and security protocol for in-vehicle CAN,” *IEEE Transactions on Intelligent Transportation Systems*, pp. 1–14, Sep 2014.
- [9] M. Hanselmann, T. Strauss, K. Dormann, and H. Ulmer, “CANet: An unsupervised intrusion detection system for high dimensional CAN bus data,” *IEEE Access*, vol. 8, 2020.
- [10] W. Choi, K. Joo, H. J. Jo, M. C. Park, and D. H. Lee, “Voltageids: Low-level communication characteristics for automotive intrusion detection system,” *IEEE Transactions on Information Forensics and Security*, vol. 13, no. 8, pp. 2114–2129, Aug 2018.
- [11] A. Taylor, S. Leblanc, and N. Japkowicz, “Anomaly detection in automobile control network data with long short-term memory networks,” in *2016 IEEE International Conference on Data Science and Advanced Analytics (DSAA)*. IEEE, Oct 2016. [Online]. Available: <http://ieeexplore.ieee.org/document/7796898/>
- [12] A. Tomlinson, J. Bryans, S. A. Shaikh, and H. K. Kaluturage, “Detection of automotive CAN cyber-attacks by identifying packet timing anomalies in time windows,” Jun 2018, pp. 231–238. [Online]. Available: <https://ieeexplore.ieee.org/stamp/stamp.jsp?arnumber=8416254>
- [13] M. R. Moore, R. A. Bridges, F. L. Combs, M. S. Starr, and S. J. Prowell, “Modeling inter-signal arrival times for accurate detection of CAN bus signal injection attacks: a data-driven approach to in-vehicle intrusion detection,” in *Proceedings of the 12th Annual Conference on Cyber and Information Security Research - CISRC ’17*. ACM Press, 2017, pp. 1–4. [Online]. Available: <http://dl.acm.org/citation.cfm?doid=3064814.3064816>
- [14] Y. Hamada, M. Inoue, H. Ueda, Y. Miyashita, and Y. Hata, “Anomaly-based intrusion detection using the density estimation of reception cycle periods for in-vehicle networks,” *SAE International Journal of Transportation Cybersecurity and Privacy*, vol. 1, no. 1, pp. 39–56, May 2018.

- [15] M.-J. Kang and J.-W. Kang, "Intrusion detection system using deep neural network for in-vehicle network security," *PLOS ONE*, vol. 11, no. 6, Jun 2016.
- [16] M. Marchetti, D. Stabili, A. Guido, and M. Colajanni, "Evaluation of anomaly detection for in-vehicle networks through information-theoretic algorithms," in *2016 IEEE 2nd International Forum on Research and Technologies for Society and Industry Leveraging a better tomorrow (RTSI)*. IEEE, Sep 2016. [Online]. Available: <http://ieeexplore.ieee.org/document/7740627/>
- [17] S. Nair Narayanan, S. Mittal, and A. Joshi, "Obd\_securealert: An anomaly detection system for vehicles," May 2016. [Online]. Available: <https://ieeexplore.ieee.org/document/7501710>
- [18] A. R. Wasicek, M. D. Pese, and A. Weimerskirch, "Context-aware intrusion detection in automotive control systems," p. 14, 2017.
- [19] K.-T. Cho and K. G. Shin, "Viden: Attacker identification on in-vehicle networks," in *Proceedings of the 2017 ACM SIGSAC Conference on Computer and Communications Security*, ser. CCS '17. ACM, 2017, pp. 1109–1123.
- [20] N. Salman and M. Bresch, "Design and implementation of an intrusion detection system (IDS) for in-vehicle networks," Ph.D. dissertation, Chalmers University of Technology, 2017. [Online]. Available: <http://publications.lib.chalmers.se/records/fulltext/251871/251871.pdf>
- [21] U. E. Larson, D. K. Nilsson, and E. Jonsson, "An approach to specification-based attack detection for in-vehicle networks," in *Intelligent Vehicles Symposium*. IEEE, 2008, pp. 220–225.
- [22] H. Olufowobi, C. Young, J. Zambreno, and G. Bloom, "SAID-uCANT: Specification-Based Automotive Intrusion Detection Using Controller Area Network (CAN) Timing," *IEEE Transactions on Vehicular Technology*, vol. 69, no. 2, p. 1484–1494, Feb 2020.
- [23] A. Tomlinson, J. Bryans, and S. A. Shaikh, "Using a one-class compound classifier to detect in-vehicle network attacks," in *Proceedings of the Genetic and Evolutionary Computation Conference Companion*, ser. GECCO '18. ACM, Jul 2018, pp. 1926–1929. [Online]. Available: <http://doi.acm.org/10.1145/3205651.3208223>
- [24] H. Lee, S. H. Jeong, and H. K. Kim, "OTIDS: A novel intrusion detection system for in-vehicle network by using remote frame," in *15th Annual Conference on Privacy, Security and Trust*. IEEE, 2017.
- [25] T. Kuwahara, Y. Baba, H. Kashima, T. Kishikawa, J. Tsurumi, T. Haga, Y. Ujiie, T. Sasaki, and H. Matsushima, "Supervised and unsupervised intrusion detection based on can message frequencies for in-vehicle network," *Journal of Information Processing*, vol. 26, pp. 306–313, 2018.
- [26] W. Wu, R. Li, G. Xie, J. An, Y. Bai, J. Zhou, and K. Li, "A survey of intrusion detection for in-vehicle networks," 2019.
- [27] S.-F. Lokman, A. T. Othman, and M.-H. Abu-Bakar, "Intrusion detection system for automotive controller area network (CAN) bus system: a review," *EURASIP Journal on Wireless Communications and Networking*, vol. 2019, no. 1, p. 184, Jul 2019.
- [28] G. Loukas, E. Karapistoli, E. Panaousis, P. Sarigiannidis, A. Bezemskij, and T. Vuong, "A taxonomy and survey of cyber-physical intrusion detection approaches for vehicles," *Ad Hoc Networks 2019*, vol. 84, p. 27, Mar 2019.
- [29] G. K. Rajbahadur, A. J. Malton, A. Walenstein, and A. E. Hassan, "A survey of anomaly detection for connected vehicle cybersecurity and safety," p. 6, 2018.
- [30] M. E. Verma, R. A. Bridges, J. J. Sosnowski, S. C. Hollifield, and M. D. Iannacone, "CAN-D: A modular four-step pipeline for comprehensively decoding controller area network data," *IEEE Transactions on Vehicular Technology*, vol. 70, no. 10, pp. 9685–9700, 2021.
- [31] "Comma AI," <https://comma.ai/>.
- [32] "SocketCAN," [https://python-can.readthedocs.io/en/master/](https://python-can.readthedocs.io/en/master/interfaces/socketcan.html)
- interfaces/socketcan.html.
- [33] Z. Tyree, R. A. Bridges, F. L. Combs, and M. R. Moore, "Exploiting the shape of CAN data for in-vehicle intrusion detection," *arXiv:1808.10840 [cs]*, Aug 2018, arXiv: 1808.10840. [Online]. Available: <http://arxiv.org/abs/1808.10840>
- [34] K. Pawelec, R. A. Bridges, and F. L. Combs, "Towards a CAN IDS based on a neural network data field predictor," in *Proceedings of the ACM Workshop on Automotive Cybersecurity*, ser. AutoSec '19. ACM, 2019, pp. 31–34, event-place: Richardson, Texas, USA. [Online]. Available: <http://doi.acm.org/10.1145/3309171.3309180>
- [35] R. Bosch, "CAN specification version 2.0," *Rober Bousch GmbH, Postfach*, vol. 300240, p. 72, 1991.
- [36] W. Voss, *A Comprehensive Guide to Controller Area Network*, 2008.
- [37] K.-T. Cho and K. G. Shin, "Fingerprinting electronic control units for vehicle intrusion detection," in *25th USENIX Security Symposium (USENIX Security 16)*, 2016, pp. 911–927.
- [38] E. Seo, H. M. Song, and H. K. Kim, "Gids: Gan based intrusion detection system for in-vehicle network," in *2018 16th Annual Conference on Privacy, Security and Trust (PST)*, Aug 2018. [Online]. Available: <https://ieeexplore.ieee.org/document/8514157>
- [39] M. L. Han, B. I. Kwak, and H. K. Kim, "Anomaly intrusion detection method for vehicular networks based on survival analysis," *Vehicular Communications*, vol. 14, Oct 2018.
- [40] H. M. Song, J. Woo, and H. K. Kim, "In-vehicle network intrusion detection using deep convolutional neural network," *Vehicular Communications*, vol. 21, Jan 2020.
- [41] G. Dupont, A. Lekidis, J. Den Hartog, and S. Etalle, "Automotive controller area network (CAN) bus intrusion dataset v2," 2019. [Online]. Available: <https://data.4tu.nl/repository/uuid:b74b4928-c377-4585-9432-2004dfa20a5d>
- [42] G. Bloom, "WeepingCAN: A stealthy CAN bus-off attack," in *Workshop on Automotive and Autonomous Vehicle Security (AutoSec)*, vol. 2021, 2021, p. 25.
- [43] I. Berger, R. Rieke, M. Kolomeets, A. Chechulin, and I. Kotenko, *Comparative Study of Machine Learning Methods for In-Vehicle Intrusion Detection*. Springer International Publishing, Jan 2019, vol. 11387, pp. 85–101. [Online]. Available: [http://link.springer.com/10.1007/978-3-030-12786-2\\_6](http://link.springer.com/10.1007/978-3-030-12786-2_6)
- [44] "CAN-utils," <https://github.com/linux-can/can-utils>.
- [45] D. H. Blevins, P. Moriano, R. A. Bridges, M. E. Verma, M. D. Iannacone, and S. C. Hollifield, "Time-based can intrusion detection benchmark," in *Workshop on Automotive and Autonomous Vehicle Security (AutoSec)*, vol. 2021, 2021, p. 25.