

Performance of Dual-Hop Relaying for THz-RF Wireless Link

Pranay Bhardwaj and S. M. Zafaruddin

Deptt. of Electrical and Electronics Engineering, BITS Pilani, Pilani-333031, Rajasthan, India.

Email: {pranay.bhardwaj, syed.zafaruddin}@pilani.bits-pilani.ac.in

Abstract—The use of Terahertz (THz) frequency bands for data transmissions between the core network and an access point can be promising for next generation wireless systems. In this paper, we analyze the performance of a dual-hop relaying for THz-RF wireless link for backhaul applications. Considering the $\alpha - \mu$ fading channel and a statistical model of pointing errors, we derive a novel closed-form expression of the cumulative distribution function (CDF) of the signal-to-noise ratio (SNR) for the THz link, which is also valid for non-integer values of μ . Using the CDF, we derive analytical expressions of the end-to-end SNR and lower bound on ergodic capacity of a decode-and-forward (DF) assisted THz-RF relaying in terms of system parameters. Using analytical results of the direct link and computer simulations, we demonstrate that the THz-RF relaying is a viable technology for wireless backhaul, providing a significant increase of almost 25% in the spectral efficiency, compared to the direct transmissions.

Index Terms—Decode and forward, Ergodic rate, Outage Probability, Pointing error, Relaying, Signal to noise ratio, Terahertz.

I. INTRODUCTION

Network densification is a potential technology to support the widespread proliferation of high data rate applications for a large number of devices in a network. This densification can be realized by adding more cell sites, including radio access networks (RAN), macro sites, small cell deployments, and the cell-free architecture. The devices are usually connected over radio frequency (RF) to a nearby access point (AP), which transports data to the core network through a high-speed back-haul link. The wire-line back-haul consists of digital subscriber lines (DSL) or optical fiber, which may not be available in some adverse situations. In contrast to the wireless back-haul link over the RF frequencies, Terahertz (THz) wireless systems can be a promising alternative for high data rate transmission for a large number of users. Thus, the performance analysis of the THz-RF relaying scheme is highly desirable.

The THz spectrum provides tremendously high, unlicensed bandwidth which can be useful for next generation of wireless technologies [1], [2]. However, it suffers from pointing errors when there is a misalignment between transmitter and receiver antenna beams at higher frequencies in addition to the signal fading and higher path loss. The path loss in the THz band is higher due to molecular absorption of the signal with extremely small wavelength [3]. Recently, there have been

an increased research interest to model the effect of channel fading and pointing errors on the THz transmission [4]–[9]. The authors in [4] have considered $\alpha - \mu$ channel fading to model the small scale effect in the THz wireless systems. The $\alpha - \mu$ is a generalized model that includes other fading models as a special case. It should be noted that the $\alpha - \mu$ model is well studied in the RF context. However, the THz transmission is also impacted by the pointing errors whose effect is inevitable even with highly directional signal beams. The authors in [4] have considered the statistical model of the pointing errors developed for the FSO system to investigate the THz system [10]. It requires novel approaches to analyze the combined effect of pointing errors and the small scaling fading on the performance of the THz wireless system.

The authors in [4] have derived distribution functions of the combined channel to analyze the ergodic capacity and outage probability for a single-link THz system. However, the cumulative distribution function (CDF) is valid only for integer values of the fading parameter μ . Recently, a mixed THz-RF link with decode and forward (DF) relaying has been considered in [11]. They have derived the average bit-error-rate (BER) and the outage probability of the mixed link using the CDF of [4]. The outage probability of a THz-THz relaying scheme for a multiple antenna system is presented in [12]. The use of relaying for nanoscale communications at THz frequencies has also been presented in [13], [14]. It should be noted that there has been extensive research on relaying for RF systems and RF mixed with the FSO systems [15]–[17]. However, there is no analysis available in the open literature for the ergodic rate and the average SNR performance for the THz-RF relaying. Performance bounds on the ergodic rate and average SNR are desirable for real-time tuning of system parameters for efficient deployment of THz-RF systems.

In this paper, we analyze the performance of a THz-RF link with DF relaying for data transmission between the central processing unit of a core network and a user through an AP in a wireless network. First, we derive a closed-form expression of the CDF of the SNR for THz link using the $\alpha - \mu$ fading channel and statistical models of pointing errors. The derived CDF is also valid for non-integer values of μ for a generalized performance analysis over fading channels. Next, we derive analytical expressions of the end-to-end SNR and lower bound on ergodic capacity of the THz-RF link in terms of system parameters. We validate the analytical results using

numerical and Monte Carlo simulations and show that the THz-RF link performs exceedingly well compared with the direct transmissions.

II. SYSTEM MODEL

The system model consists of a dual-hop relaying, where a DF relay (i.e., an access point (AP)) is placed between the source and destination. The link between the source (a central processing unit of core network) and AP is established by THz transmission, and the AP communicates a user with RF link. In the first hop, the received signal at the relay is presented as

$$y_1 = h_1 h_{pf} s + w_1 \quad (1)$$

where s is the transmitted symbol in the THz band, h_1 is channel coefficient, h_{pf} is the combined effect of short-term fading and antenna misalignment, and w_1 is the additive noise with variance $\sigma_{w_1}^2$. The path gain h_l is dependent on antenna gains, frequency, and molecular absorption coefficient, as given in [4]. Using the generalized $\alpha - \mu$ fading [18] and statistical model of pointing errors [10], the probability distribution function (PDF) of $|h_{pf}|$ is given as [4]:

$$f_{|h_{pf}|}(x) = A_1 x^{\phi-1} \times \Gamma(B_1, C_1 x^\alpha) \quad (2)$$

where $A_1 = \phi S_0^{-\phi} \frac{\mu^\alpha}{\Omega^\alpha \Gamma(\mu)}$, $B_1 = \frac{\alpha\mu - \phi}{\alpha}$, and $C_1 = \frac{\mu}{\Omega^\alpha} S_0^{-\alpha}$.

In the second hop, assuming that the signal received through the direct link is negligible, the signal y_2 at the destination is given by

$$y_2 = h_2 h_f \hat{s} + w_2 \quad (3)$$

where \hat{s} is decoded symbol at the relay, h_2 is the channel coefficient, w_2 is the additive noise with variance $\sigma_{w_2}^2$, and h_f is the short-term fading with $\alpha - \mu$ distribution for the RF link as

$$f_{|h_f|}(x) = \frac{A_2 x^{\alpha\mu-1}}{\Gamma(\mu)} \exp(-B_2 x^\alpha) \quad (4)$$

where $A_2 = \frac{\mu^\mu}{\Omega^{\alpha\mu}}$ and $B_2 = \frac{\mu}{\Omega^\alpha}$.

We denote SNR of the THz link as $\gamma_1^0 |h_{pf}|^2$ and the RF as $\gamma_2^0 |h_f|^2$ where $\gamma_1^0 = \frac{P_1 |h_1|^2}{\sigma_{w_1}^2}$ and $\gamma_2^0 = \frac{P_2 |h_2|^2}{\sigma_{w_2}^2}$ are the SNR terms without fading for the THz and RF links, respectively. We denote $B_2' = B_2 \sqrt{\frac{\gamma_1^0}{\gamma_2^0}}$ and $C_1' = C_1 \sqrt{\frac{\gamma_2^0}{\gamma_1^0}}$.

III. PERFORMANCE ANALYSIS

First, we derive a closed-form expression on the CDF of THz link over $\alpha - \mu$ fading channel with pointing error. In contrast to [11], the derived CDF is also valid for non-integer values of μ . Next, we derive analytical expressions of average SNR and ergodic rate for the relay-assisted system.

Using (2), we can represent the PDF of THz link in terms of SNR [4]:

$$f_1(\gamma) = \frac{A_1}{2\sqrt{\gamma\gamma_1^0}} \left(\sqrt{\gamma/\gamma_1^0}\right)^{\phi-1} \Gamma\left(B_1, C_1 \left(\sqrt{\gamma/\gamma_1^0}\right)^\alpha\right) \quad (5)$$

Similarly, we can express (4) in terms of SNR for the RF link as

$$f_2(\gamma) = \frac{A_2 \alpha}{2\Gamma(\mu)\sqrt{\gamma\gamma_2^0}} \left(\sqrt{\gamma/\gamma_2^0}\right)^{(\alpha\mu-1)} e^{-B_2 \left(\sqrt{\gamma/\gamma_2^0}\right)^\alpha} \quad (6)$$

Finally, the CDF of the SNR for the RF link:

$$F_2(\gamma) = 1 - \left(\frac{\Gamma(\mu, B_2 \left(\sqrt{\gamma/\gamma_2^0}\right)^\alpha)}{\Gamma(\mu)}\right) \quad (7)$$

In the following, we derive a closed-form expression on the CDF of the THz Link

Lemma 1: If ϕ and S_0 be the parameters of pointing errors, and α and μ are the fading parameters, then the CDF of the THz link is given by

$$F_1(\gamma) = \frac{A_1 C_1^{-\frac{\phi}{\alpha}}}{\phi} \left[\Gamma(\mu) + \left(C_1 \left(\sqrt{\gamma/\gamma_1^0}\right)^\alpha \right)^{\frac{\phi}{\alpha}} \right. \\ \left. \times \Gamma\left(B_1, C_1 \left(\sqrt{\gamma/\gamma_1^0}\right)^\alpha\right) - \Gamma\left(\mu, C_1 \left(\sqrt{\gamma/\gamma_1^0}\right)^\alpha\right) \right] \quad (8)$$

Proof: Using (5) and substituting $\left(\sqrt{\frac{\gamma}{\gamma_1^0}}\right)^\alpha = t$, the CDF of the SNR for THz link is given by

$$F_1(\gamma) = \frac{A_1}{\alpha} \int_0^{\left(\sqrt{\gamma/\gamma_1^0}\right)^\alpha} t^{\left(\frac{\phi}{\alpha}-1\right)} \Gamma(B_1, C_1 t) dt \quad (9)$$

To solve the above integral, we use the following identity:

$$\int x^{b-1} \Gamma(s, x) dx = -\frac{1}{b} \left(x^b \Gamma(s, x) + \Gamma(s+b, x) \right) \quad (10)$$

Using the limits of (9) in (10), we get (8). \blacksquare

The end-to-end SNR for the combined THz-RF DF system is $\gamma = \min(\gamma_1, \gamma_2)$, and thus $F(\gamma) = F_1(\gamma) + F_2(\gamma) - F_1(\gamma)F_2(\gamma)$ [19]. Using $\gamma = \gamma_{th}$ in the CDF, we can get an expression of the outage probability.

A. Average SNR

Using the PDF $f(\gamma) = \frac{d}{d\gamma} F(\gamma)$ [19], the average SNR for the relay assisted system is

$$\gamma = \int_0^\infty \gamma [f_1(\gamma) + f_2(\gamma) - f_1(\gamma)F_2(\gamma) - f_2(\gamma)F_1(\gamma)] d\gamma \quad (11)$$

Theorem 1: If ϕ and S_0 be the parameters of pointing errors, and α and μ are the fading parameters, then the average SNR of the relay assisted THz-RF link is given as

$$\gamma = \gamma_1 + \gamma_2 - \gamma_{12} - \gamma_{21} \quad (15)$$

where

$$\gamma_1 = \frac{A_1 C_1^{-\left(\frac{\phi+2}{\alpha}\right)} \gamma_1^0 \Gamma\left(\frac{\alpha B_1 + \phi + 2}{\alpha}\right)}{\phi + 2}, \gamma_2 = \frac{B_2^{-\frac{2}{\alpha}} \gamma_2^0 \Gamma\left(\frac{2}{\alpha} + \mu\right)}{\Gamma(\mu)} \quad (16)$$

$$\gamma_{12} = \gamma_1 - \frac{1}{(\phi+2)\Gamma(\mu)} \left[A_1 B_2'^{-\frac{\phi+2}{\alpha}} \gamma_1^0 \left(\Gamma(B_1) \Gamma\left(\frac{\alpha\mu + \phi + 2}{\alpha}\right) \right. \right. \\ \left. \left. + B_2'^{-B_1} C_1^{B_1} \Gamma\left(\frac{\alpha(B_1 + \mu) + \phi + 2}{\alpha}\right) \right) \right. \\ \left. \times \left(\frac{\alpha {}_2\tilde{F}_1\left[\frac{\alpha B_1 + \phi + 2}{\alpha}, \frac{\alpha(B_1 + \mu) + \phi + 2}{\alpha}, \frac{\alpha B_1 + \alpha + \phi + 2}{\alpha}, -\frac{C_1}{B_2'}\right]}{\alpha B_1 + \phi + 2} \right) \right. \\ \left. - \Gamma(B_1) {}_2\tilde{F}_1\left[B_1, \frac{\alpha(B_1 + \mu) + \phi + 2}{\alpha}, 1 + B_1, -\frac{C_1}{B_2'}\right] \right) \right] \quad (17)$$

$$\eta_1 = \frac{A_1 C_1^{-\frac{\phi}{\alpha}} \Gamma(\mu) (-2(\alpha + \phi \log(C_1)) + \alpha \phi \log(\gamma_1^0) + 2\phi \psi(0, \mu))}{\alpha \phi^2 \log(2)}, \quad \eta_2 = \frac{-2 \log(B_2) + \alpha \log(\gamma_2^0) + 2\psi(0, \mu)}{\alpha \log(2)} \quad (12)$$

$$\eta_{12} = \eta_1 + \sum_{k=0}^{\mu-1} \frac{2A_1 B_2'^{-\frac{\phi}{\alpha}}}{\alpha^2 \log(2) k!} G_{0,0:2:0}^{0,1:4:2} \left[\left(1 - \frac{\phi}{\alpha} - K \middle| \begin{matrix} 1 \\ B_1, 0 \end{matrix} \middle| \begin{matrix} 1, 1 \\ 1, 0 \end{matrix} \middle| \begin{matrix} C_1 \\ B_2' \end{matrix}, \frac{(\gamma_1^0)^{\frac{\phi}{\alpha}}}{B_2'} \right) - \left(1 - \frac{\phi}{\alpha} - K \middle| \begin{matrix} 1 \\ B_1, 0 \end{matrix} \middle| \begin{matrix} 1, 1 \\ 1, 0 \end{matrix} \middle| \begin{matrix} C_1 \\ B_2' \end{matrix}, \left(\frac{-(\gamma_1^0)^{\frac{\phi}{\alpha}}}{B_2'} \right)^{-1} \right) \right] \quad (13)$$

$$\begin{aligned} \eta_{21} &= \frac{(A_1 C_1^{\frac{\phi}{\alpha}} \Gamma(\mu))}{\phi} \eta_2 + \frac{2A_1 A_2 C_1^{-\frac{\phi}{\alpha}} C_1' B_2^{-(\mu+\frac{\phi}{\alpha})}}{\Gamma(\mu) \phi \log(2) \alpha} G_{0,0:2:0}^{0,1:4:2} \left[\left(1 - \mu - \frac{\phi}{\alpha} \middle| \begin{matrix} 1 \\ B_1, 0 \end{matrix} \middle| \begin{matrix} 1, 1 \\ 1, 0 \end{matrix} \middle| \begin{matrix} C_1' \\ B_2 \end{matrix}, \frac{(\gamma_2^0)^{\frac{\phi}{\alpha}}}{B_2} \right) \right. \\ &\quad \left. - \left(1 - \mu - \frac{\phi}{\alpha} \middle| \begin{matrix} 1 \\ B_1, 0 \end{matrix} \middle| \begin{matrix} 1, 1 \\ 1, 0 \end{matrix} \middle| \begin{matrix} C_1' \\ B_2 \end{matrix}, \frac{-(\gamma_2^0)^{\frac{\phi}{\alpha}}}{B_2} \right) \right] - \sum_{k=0}^{\mu-1} \frac{2A_1 A_2 C_1^{-\frac{\phi}{\alpha}} C_1'^k (B_2 + C_1')^{\mu+k}}{\alpha \phi \log(2) k!} \\ &\quad \times G_{3,2}^{1,3} \left[\left(1, 1, 1 - \mu \middle| \begin{matrix} (\gamma_2^0)^{\frac{\phi}{\alpha}} \\ B_2 + C_1' \end{matrix} \right) - \left(1, 1, 1 - \mu \middle| \begin{matrix} (\gamma_2^0)^{\frac{\phi}{\alpha}} \\ B_2 + C_1' \end{matrix} \right)^{-1} \right] \end{aligned} \quad (14)$$

$$\begin{aligned} \gamma_{21} &= \frac{A_1 C_1^{-\frac{\phi}{\alpha}} \Gamma(\mu) \gamma_2}{\phi} + \frac{1}{\phi \Gamma(\mu)} \left[\alpha A_1 A_2 C_1^{-\frac{\phi}{\alpha}} C_1'^{-\frac{\alpha\mu+\alpha+2}{\alpha}} \gamma_2^0 \right. \\ &\quad \times \left(- \frac{\Gamma(1+\frac{2}{\alpha}+2\mu)}{\alpha\mu+\alpha+2} {}_2\tilde{F}_1 \left[1+\frac{2}{\alpha}+\mu, 1+\frac{2}{\alpha}+2\mu, 2+\frac{2}{\alpha}+\mu, -\frac{B_2}{C_1'} \right] \right. \\ &\quad \left. \left. + [\alpha\mu + \alpha + \phi + 2]^{-1} \Gamma \left(\frac{\alpha(\mu+B_1+1)+\phi+2}{\alpha} \right) {}_2\tilde{F}_1 \right. \right. \\ &\quad \left. \left. \times \left[\frac{\alpha\mu+\alpha+\phi+2}{\alpha}, \frac{\alpha(\mu+B_1+1)+\phi+2}{\alpha}, \frac{\alpha(\mu+2)+\phi+2}{\alpha}, -\frac{B_2}{C_1'} \right] \right) \right] \quad (18) \end{aligned}$$

Proof: The proof is presented in Appendix A. ■

B. Ergodic Capacity

Similar to the average SNR, and using the identity $\log_2(1+\gamma) \geq \log_2(\gamma)$, a lower bound on the ergodic capacity is defined:

$$\eta = \int_0^\infty \log_2(\gamma) [f_1(\gamma) + f_2(\gamma) - f_1(\gamma)F_2(\gamma) - f_2(\gamma)F_1(\gamma)] d\gamma \quad (19)$$

Theorem 2: If ϕ and S_0 be the parameters of pointing errors, and α and μ are the fading parameters, then the average ergodic capacity of the relay assisted THz-RF link is given as

$$\eta = \eta_1 + \eta_2 - \eta_{12} - \eta_{21} \quad (20)$$

where η_1 and η_2, η_{12} , and η_{21} are given in (12), (13), and (14), respectively.

Proof: The proof is presented in Appendix B. ■

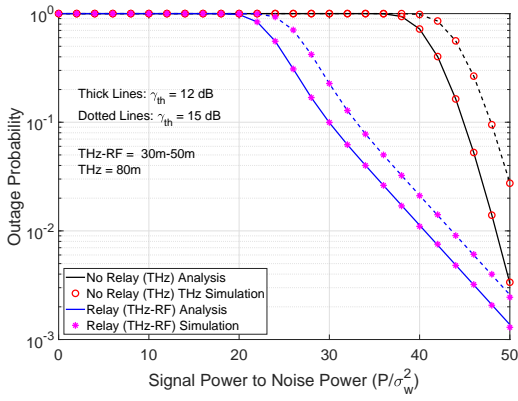
IV. SIMULATION AND NUMERICAL RESULTS

In this section, we use numerical analysis and Monte Carlo simulations (averaged over 10^6 channel realizations) to demonstrate the performance of the THz-RF relay assisted system. We adopt similar simulation parameters as given in [4], [11]. We consider the THz link with a distance of 40 m, carrier frequency 275 GHz, and antenna gain of 55 dBi. To compute the path loss for the THz link, we consider the relative humidity, atmospheric pressure, and temperature as 50%, 101325 Pa, and 296°K, respectively. The RF link distance is taken upto 50 m, carrier frequency 2 GHz, and antenna gain are 36 dBi. We compute the path loss of the RF link using the

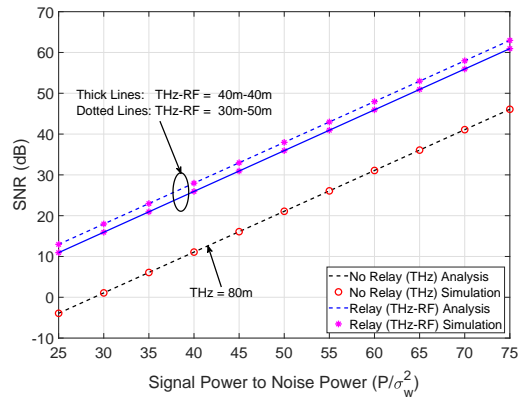
3GPP model $h_2 = 32.4 + 17.3 \log_{10}(d_2) + 20 \log_{10}(10^{-9} f_2)$, where d_2 is the distance and f_2 is the carrier frequency of RF link. To simulate the $\alpha - \mu$ fading channel, we take $\alpha = 2$ and $\mu = 4$. Using measurement data in [10], the pointing error parameters are $\phi = 8.5448$ and $S_0 = 0.1172$. We also compute achievable data rate of the relay-assisted system by considering power spectral density (PSD) of noise as 3.8×10^{-17} W/Hz over a channel bandwidth of 10 GHz [20].

In Fig. 1(a), we demonstrate the outage performance of the THz-RF link for different SNR thresholds $\gamma_{th} = 12$ dB and $\gamma_{th} = 15$ dB. It can be seen that the outage performance of the relaying is significantly better than direct transmission. The figure shows that the outage probability of the relay-assisted scheme is 100 times better than the direct THz transmission at a 40dB of signal power to noise power ratio, which corresponds to 6dBm of signal power. We also compare the average SNR performance of the THz-RF link with the direct THz transmission, as shown in Fig. 1(b). The figure shows that the relay assisted scheme achieves a significantly higher average SNR performance (more than 15 dB) over the entire range of P/σ_w^2 . Finally, to demonstrate the applicability of the THz-RF link for the back-haul, in Fig. 2, we show the spectral efficiency performance of the THz-RF link. Figure shows a notable gain of 5 bits/sec/Hz in the spectral efficiency of the relay assisted system.

Although the average SNR and ergodic capacity of the relay-assisted system show a consistent improvement than the direct transmission over a wide range of P/σ_w^2 , the outage performance shows a decrease in the performance. The dependence of outage probability on the P/σ_w^2 ratio and decrease in the performance of relay assisted system compared to the direct transmission is attributed to the independent fading in the RF and THz channels, and the use of DF relaying $\gamma = \min(\gamma_1, \gamma_2)$. Since the channels are highly random, the instantaneous SNR γ can be worse than the direct THz channel. We have also demonstrated that the relaying with unequal link distances of the source to relay and relay to destination performs slightly better than the relaying with equal distances. The plots also show that our derived



(a) Outage probability for different values of γ_{th}



(b) Average SNR.

Fig. 1. Performance comparison of relay-assisted THz-RF wireless link with the direct THz transmission.

analytical results and bounds are in good agreement with the numerical and simulation results.

V. CONCLUSION

We have analyzed the performance of the THz-RF relay link for back-haul applications in the next generation of cellular networks. By deriving a closed-form expression of the CDF for THz link using the $\alpha - \mu$ fading and statistical models of pointing errors, we have derived a closed-form expression of the average SNR and a lower bound on the ergodic capacity for the THz-RF link. Simulation and numerical results show a significant gain (more than 25% increase) in the performance of average SNR and spectral efficiency of the relay-assisted system compared with the direct transmissions. The THz-RF link can achieve higher data rates, which can be sufficient for data transmission between users and the central processing unit in a cell-free wireless network.

APPENDIX A: PROOF OF THEOREM 1

Using (5), we define $\gamma_1 = \int_0^\infty \gamma f_1(\gamma) d\gamma$, and substituting $\left(\sqrt{\frac{\gamma}{\gamma_1^0}}\right)^\alpha = t$, we get the average SNR of the THz link

$$\gamma_1 = \frac{A_1 \gamma_1^0}{\alpha} \int_0^\infty t^{\left(\frac{\phi-\alpha+2}{\alpha}\right)} \times \Gamma(B_1, C_1 t) dt \quad (21)$$

Using the identity [21] in (21), we solve the integral to get γ_1 of (16). Similarly, average SNR of the RF link is $\gamma_2 = \int_0^\infty \gamma f_2(\gamma) d\gamma$, which can be solved easily to get (16). Using (5) and (7) in $\gamma_{12} = \int_0^\infty \gamma f_1(\gamma) \gamma F_1(\gamma) d\gamma$, and substituting $\left(\sqrt{\frac{\gamma}{\gamma_1^0}}\right)^\alpha = t$, we get

$$\gamma_{12} = \frac{A_1 \gamma_1^0}{\alpha} \left[\int_0^\infty t^{\left(\frac{\phi-\alpha+2}{\alpha}\right)} \Gamma(B_1, C_1 t) dt - \int_0^\infty t^{\left(\frac{\phi-\alpha+2}{\alpha}\right)} \Gamma(B_1, C_1 t) \left(\frac{\Gamma(\mu, B_2' t)}{\Gamma(\mu)} \right) dt \right] \quad (22)$$

where $B_2' = B_2 \left(\sqrt{\frac{\gamma_1^0}{\gamma_2^0}}\right)$. The first integral in (22) is same as (21). To solve the second integral, we apply the integration by parts taking $\Gamma(\mu, B_2' t)$ as the first and $t^{\left(\frac{\phi-\alpha+2}{\alpha}\right)} \Gamma(B_1, C_1 t)$ as the second term, and use the identity

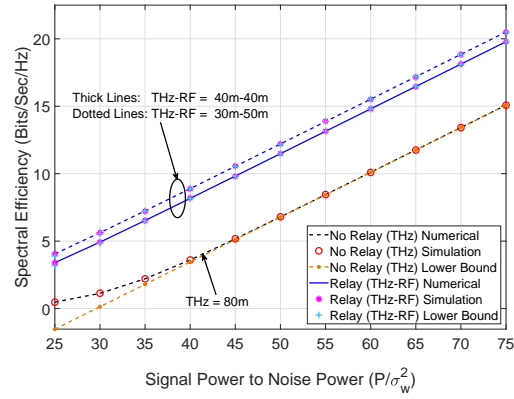


Fig. 2. Spectral efficiency of relay-assisted THz-RF wireless link, and its comparison with the direct THz transmission.

[[22],eq.(6.455/1)] to get (17). Similarly, using (6) and (8) in $\gamma_{21} = \int_0^\infty \gamma f_2(\gamma) \gamma F_1(\gamma) d\gamma$, and substituting $\left(\sqrt{\frac{\gamma}{\gamma_2^0}}\right)^\alpha = t$, we get

$$\gamma_{21} = \frac{A_1 A_2 C_1^{-\frac{\phi}{\alpha}} \gamma_2^0}{\Gamma(\mu) \phi} \left[\int_0^\infty t^{\left(\mu-1+\frac{2}{\alpha}\right)} \exp(-B_2 t) \Gamma(\mu) dt + \int_0^\infty t^{\left(\mu-1+\frac{2}{\alpha}\right)} \exp(-B_2 t) C_1' t^{\frac{\phi}{\alpha}} \Gamma(B_1, C_1' t) dt - \int_0^\infty t^{\left(\mu-1+\frac{2}{\alpha}\right)} \exp(-B_2 t) \Gamma(\mu, C_1' t) dt \right] \quad (23)$$

where $C_1' = C_1 \left(\sqrt{\frac{\gamma_2^0}{\gamma_1^0}}\right)$. The first integral in (23) is similar to γ_2 and can be derived likewise. For the second and third integrals, we use the identity [[22],eq.(6.455/1)] to get (18).

APPENDIX B: PROOF OF THEOREM 2

Using (5), we define $\eta_1 = \int_0^\infty \log_2(\gamma) f_1(\gamma) d\gamma$, and substituting $\left(\sqrt{\frac{\gamma}{\gamma_1^0}}\right)^\alpha = t$, we get average capacity of THz link:

$$\eta_1 = \frac{A_1}{\alpha \log(2)} \int_0^\infty \log(\gamma_1^0 t^{\frac{2}{\alpha}}) t^{\left(\frac{\phi}{\alpha}-1\right)} \Gamma(B_1, C_1 t) dt \quad (24)$$

To find a closed-form expression, we use integration by parts taking $\Gamma(B_1, C_1 t)$ as the first and $\log(\gamma_1^0 t^{\frac{2}{\alpha}}) t^{(\frac{\phi}{\alpha}-1)}$ as the second term, and apply the identity [[22](eq.4.352/1)] to get η_1 of (12). Similarly, substituting $\left(\sqrt{\frac{\gamma}{\gamma_2}}\right) = t$ in average capacity of the RF link $\eta_2 = \int_0^\infty \log_2(\gamma) f_2(\gamma) d\gamma$, we get

$$\eta_2 = \frac{A_2}{\Gamma(\mu)\log(2)} \int_0^\infty \log(\gamma_2^0 t^{\frac{2}{\alpha}}) t^{(\mu-1)} \exp(-B_2 t) dt \quad (25)$$

We use the identity [[22](eq.4.352/1)] in (25) to get η_2 of (12). Defining $\eta_{12} = \int_0^\infty \log_2(\gamma) f_1(\gamma) F_2(\gamma) d\gamma$, using (5) and (7), and substituting $\left(\sqrt{\frac{\gamma}{\gamma_1}}\right) = t$ we get

$$\eta_{12} = \frac{A_1}{\alpha \log(2)} \left[\int_0^\infty \log(\gamma_1^0 t^{\frac{2}{\alpha}}) t^{(\frac{\phi}{\alpha}-1)} \Gamma(B_1, C_1 t) dt - \int_0^\infty \log(\gamma_1^0 t^{\frac{2}{\alpha}}) t^{(\frac{\phi}{\alpha}-1)} \Gamma(B_1, C_1 t) \left(\frac{\Gamma(\mu, B_2' t)}{\Gamma(\mu)} \right) dt \right] \quad (26)$$

The first integral in (26) is same as (24). To solve the second integral we use the series expansion of Gamma function $\Gamma(\mu, B_2' t) = (\mu - 1)! \exp(-B_2' t) \sum_{k=0}^{\mu-1} \frac{(B_2' t)^k}{k!}$. Further, we use the Meijer's G representation of $\log(\gamma_1^0 t^{\frac{2}{\alpha}})$, $\Gamma(B_1, C_1 t)$ and $\Gamma(\mu, B_2' t)$ to get the second integral as

$$I_2 = \sum_{k=0}^{\mu-1} \frac{2A_1(\mu-1)!B_2'^k}{\alpha^2 \log(2)\Gamma(\mu)k!} \int_0^\infty t^{(\frac{\phi}{\alpha}+k-1)} G_{0,1}^{\Gamma,1,0} \left(- \middle| B_2' t \right) \times G_{1,2}^{2,0} \left(\frac{1}{B_1}, 0 \middle| C_1 t \right) \left[G_{2,2}^{1,2} \left(\frac{1}{1}, 0 \middle| (\gamma_1^0)^{\frac{\alpha}{2}} t \right) - G_{2,2}^{1,2} \left(\frac{1}{1}, 0 \middle| ((\gamma_1^0)^{\frac{\alpha}{2}} t)^{-1} \right) \right] dt \quad (27)$$

Finally, we apply the identity of definite integration of the product of three Meijer's G function [23] to get (13). Similarly, $\eta_{21} = \int_0^\infty \log_2(\gamma) f_2(\gamma) F_1(\gamma) d\gamma$ can be expressed as

$$\eta_{21} = \frac{A_1 C_1^{-\frac{\phi}{\alpha}} A_2}{\Gamma(\mu)\phi \log(2)} \left[\int_0^\infty \log(\gamma_2^0 t^{\frac{2}{\alpha}}) t^{(\mu-1)} \exp(-B_2 t) \Gamma(\mu) dt + \int_0^\infty \log(\gamma_2^0 t^{\frac{2}{\alpha}}) t^{(\mu-1)} \exp(-B_2 t) C_1' t^{\frac{\phi}{\alpha}} \Gamma(B_1, C_1' t) dt - \int_0^\infty \log(\gamma_2^0 t^{\frac{2}{\alpha}}) t^{(\mu-1)} \exp(-B_2 t) \Gamma(\mu, C_1' t) dt \right] \quad (28)$$

The first integral in (28) is similar to η_2 of (25). To solve the second integral, we apply the identity of definite integration of the product of three Meijer's G function [23]. Finally, to solve the third integration, we use the series expansion of Gamma function $\Gamma(\mu, C_1' t) = (\mu - 1)! \exp(-C_1' t) \sum_{k=0}^{\mu-1} \frac{(C_1' t)^k}{k!}$ and we apply the identity of definite integration of the product of two Meijer's G function [24]. Combining these three integration, we get (14).

ACKNOWLEDGMENT

This work is supported in part by the Science and Engineering Research Board (SERB), Government of India under Start-up Research Grant SRG/2019/002345.

- [1] S. Koenig, D.Lopez-Diaz, and J.Antes et al., "Wireless sub-THz communication system with high data rate," *Nature Photon*, vol. 7, pp. 977–981, 2013.
- [2] H. Elayan, O. Amin, B. Shihada, R. M. Shubair, and M. Alouini, "Terahertz band: The last piece of RF spectrum puzzle for communication systems," *IEEE Open Journal of the Communications Society*, vol. 1, pp. 1–32, 2020.
- [3] J. Kokkonen, J. Lehtomäki, and M. Juntti, "Simplified molecular absorption loss model for 275–400 Gigahertz frequency band," in *12th European Conference on Antennas and Propagation (EuCAP 2018)*, 2018, pp. 1–5.
- [4] A. A. Boulogeorgos and A. Alexiou, "Analytical performance assessment of THz wireless systems," *IEEE Access*, vol. 7, pp. 11 436–11 453, 2019.
- [5] S. Priebe, C. Jastrow, M. Jacob, T. Kleine-Ostmann, T. Schrader, and T. Kürner, "Channel and propagation measurements at 300 GHz," *IEEE Transactions on Antennas and Propagation*, vol. 59, no. 5, pp. 1688–1698, 2011.
- [6] J. M. Jornet and I. F. Akyildiz, "Channel modeling and capacity analysis for electromagnetic wireless nanonetworks in the Terahertz band," *IEEE Transactions on Wireless Communications*, vol. 10, no. 10, pp. 3211–3221, 2011.
- [7] Y. Wu and C. Han, "Interference and coverage analysis for indoor Terahertz wireless local area networks," in *2019 IEEE Globecom Workshops (GC Wkshps)*, 2019, pp. 1–6.
- [8] C. Cheng, S. Sangodoyin, and A. Zajić, "Terahertz MIMO fading analysis and doppler modeling in a data center environment," in *2020 14th European Conference on Antennas and Propagation (EuCAP)*, 2020, pp. 1–5.
- [9] A. Olutayo, J. Cheng, and J. F. Holzman, "A new statistical channel model for emerging wireless communication systems," *IEEE Open Journal of the Communications Society*, vol. 1, pp. 916–926, 2020.
- [10] A. A. Farid and S. Hranilovic, "Outage capacity optimization for free-space optical links with pointing errors," *Journal of Lightwave Technology*, vol. 25, no. 7, pp. 1702–1710, 2007.
- [11] A. A. Boulogeorgos and A. Alexiou, "Error analysis of mixed THz-RF wireless systems," *IEEE Communications Letters*, vol. 24, no. 2, pp. 277–281, 2020.
- [12] A. A. Boulogeorgos, E. N. Papanotiriou, and A. Alexiou, "Outage probability analysis of THz relaying systems," *arXiv:2007.07186*, 2020.
- [13] Z. Rong, M. S. Leeson, and M. D. Higgins, "Relay-assisted nanoscale communication in the THz band," *Micro Nano Letters*, vol. 12, no. 6, pp. 373–376, 2017.
- [14] Q. H. Abbasi, A. A. Nasir, K. Yang, K. A. Qaraqe, and A. Alomainy, "Cooperative In-Vivo nano-network communication at Terahertz frequencies," *IEEE Access*, vol. 5, pp. 8642–8647, 2017.
- [15] A. Nosratinia, T. E. Hunter, and A. Hedayat, "Cooperative communication in wireless networks," *IEEE Communications Magazine*, vol. 42, no. 10, pp. 74–80, 2004.
- [16] E. Bjornson, M. Matthaiou, and M. Debbah, "A new look at dual-hop relaying: Performance limits with hardware impairments," *IEEE Transactions on Communications*, vol. 61, no. 11, pp. 4512–4525, 2013.
- [17] M. Safari and M. Uysal, "Relay-assisted free-space optical communication," *IEEE Transactions on Wireless Communications*, vol. 7, no. 12, pp. 5441–5449, 2008.
- [18] M. D. Yacoub, "The α - μ distribution: A physical fading model for the stacy distribution," *IEEE Transactions on Vehicular Technology*, vol. 56, no. 1, pp. 27–34, 2007.
- [19] Papoulis, Athanasios, Pillai, and S.Unnikrishna, "Probability, random variables, and stochastic processes," no. Boston, Fourth edition, McGraw Hill, 2002.
- [20] P. Sen, D. A. Pados, S. N. Batalama, E. Einarsson, J. P. Bird, and J. M. Jornet, "The TeraNova platform: An integrated testbed for ultra-broadband wireless communications at true Terahertz frequencies," *Computer Networks, Elsevier*, 2020.
- [21] *Incomplete Gamma and Related Functions*, Accessed: Sept. 26, 2020 [Online]. Available: <http://dlmf.nist.gov/8.14>.
- [22] I. S. Gradshteyn and I. M. Ryzhik, "Table of integrals, series, and products," vol. 6th ed., 2000.
- [23] *The Wolfram function Site*, Accessed: Sept. 26, 2020. Available: <http://functions.wolfram.com/07.34.21.0012.01>.
- [24] *The Wolfram function Site*, Accessed: Sept. 26, 2020. Available: <http://functions.wolfram.com/HypergeometricFunctions/MeijerG/21/02/03/01>.