

A Shell Frictionally Coupled to an Elastic Foundation

Kavinda Jayawardana*, Nick Ovenden (UCL)

Abstract

In our analysis, we derive a model for a shell that is frictionally coupled to an elastic foundation. We use Kikuchi and Oden's model for Coulomb's law of static friction [1] to derive a displacement-based static-friction condition for our shell model, and we prove the existence and the uniqueness of solutions with the aid of the works of Kinderlehrer and Stampacchia [2]. As far as we are aware, this is the first derivation of a displacement-based friction condition, as only force or stress based friction conditions currently exist in the literature. For numerical analysis, we extend Kikuchi and Oden's model for Coulomb's law of static-friction [1] to model a full two-body contact problem in curvilinear coordinates. Our numerical results indicate that if the shell has a relatively high Young's modulus or has a relatively high Poisson's ratio, and the contact region has a very high coefficient of friction or less curved, then the displacement field of the foundation predicted by both models are in better agreement.

Keywords: Contact Mechanics, Coulomb's Law of Static Friction, Curvilinear Coordinates, Elastic Foundations, Mathematical Elasticity, Shell Theory

1. Introduction

Consider a situation where two elastic bodies that are in contact with each other, where the contact area exhibits friction. A common area where modelling of such problems can be found in the field of tire manufacturing [3, 4]. Now, consider the scenario where one of the elastic bodies is very thin and almost planar in a curvilinear sense, in comparison to the other body.

*Corresponding author

Email address: zcahe58@ucl.ac.uk (Kavinda Jayawardana)

Then the thin body can be approximated by a shell or a membrane, and such models can be used to model skin abrasion caused by fabrics as a result of friction. Need for valid modelling techniques are immensely important in fields such as field of incontinence associated dermatitis [5], sports related skin trauma [6] and cosmetics [7]. It is documented that abrasion damage to human skin in cases such as jogger's nipple [8] and dermatitis from clothing and attire [9] are caused by repetitive movement of fabrics on skin, and in cases such as pressure ulcers [10] and juvenile plantar dermatitis [11], friction may worsen the problem. Thus, the goal of this publication is to present a simple but a mathematically valid model to model such problems, i.e. a mathematical model for a shell that is on an elastic foundation when subjected to a displacement-based friction condition in a *static dry-friction* [1, 12] setting.

1.1. Modelling Difficulties

Consider a three-dimensional elastic body that is in contact with a rigid boundary where the contact area is *rough* [13, 14] (i.e. contact area exhibits friction), then, given that we know the pressure experienced on the elastic body at the contact region in advance, the governing equations that describes the behaviour at the contact region can be represented by Kikuchi and Oden's model for Coulomb's law of static friction [1], which has the formulation of the following form,

$$j_\varepsilon(\mathbf{u}) = \begin{cases} \int_\Gamma \left[\mathcal{K} |\mathbf{u}_T| - \frac{1}{2} \varepsilon \right] ds, & \text{if } |\mathbf{u}_T| \geq \varepsilon, \\ \int_\Gamma \frac{1}{2} \mathcal{K} \frac{|\mathbf{u}_T|^2}{\varepsilon} ds, & \text{if } |\mathbf{u}_T| < \varepsilon, \end{cases} \quad (1)$$

where ν_F is the coefficient of friction, $\boldsymbol{\sigma}_T(\mathbf{u})$ is the normal-tangential stress tensor at the contact boundary, \mathbf{u} is the displacement field and \mathbf{u}_T is the tangential displacement field of the contact boundary, \mathcal{K} (units: Nm^{-2}) is the spring modulus, and ε is the regularisation parameter. If one assumes that the purely-normal stress, $\sigma_n < 0$, (i.e. pressure) is no longer an unknown, but it is prescribed, and further assumes that $\mathcal{K} = -\nu_F \sigma_n$, then the Gâteaux derivative of $j_\varepsilon(\cdot)$ has the following form,

$$\boldsymbol{\sigma}_T(\mathbf{u}) = \begin{cases} \nu_F \sigma_n \frac{\mathbf{u}_T}{|\mathbf{u}_T|}, & \text{if } |\mathbf{u}_T| \geq \varepsilon, \\ \nu_F \sigma_n \frac{\mathbf{u}_T}{\varepsilon}, & \text{if } |\mathbf{u}_T| < \varepsilon. \end{cases} \quad (2)$$

Now, assume that we are considering a shell (i.e. two-dimensional representation of a very thin three-dimensional elastic body), then the very idea of normal stress becomes meaningless because for a shell we find that $\sigma_T(\mathbf{u}) = \mathbf{0}$ and $\sigma_n = 0$, and thus, Kikuchi and Oden's [1] model, i.e. equation (2), will fail. Note that for a thorough mathematical analysis of the shell theory, we refer the reader to chapter 4 of Ciarlet [15].

To overcome this difficulty, one may employ Gao's model for a nonlinear beam on a rigid obstacle with friction [16], which has the formulation of the following form,

$$\begin{aligned} \xi_{,xx} + \beta \xi_{,yy} + (1 + \nu)w_{,x}w_{,xx} &= 0 , \\ \xi_{,y}(x, \pm h) + w_{,x} \mp \bar{q}^\pm(x) &= 0 , \\ (3(1 + \nu)w_{,x}^2 + \beta) + \frac{1}{2h} \int_{-h}^h ((1 + \nu)\xi_{,x}w_{,x} + \beta\xi_{,y})_{,x} dy + \bar{f} &\leq 0 , \\ w(x) - \phi(x) &\geq 0 , \\ \left[(3(1 + \nu)w_{,x}^2 + \beta) + \frac{1}{2h} \int_{-h}^h ((1 + \nu)\xi_{,x}w_{,x} + \beta\xi_{,y})_{,x} dy + \bar{f} \right] \\ &\times (w(x) - \phi(x)) = 0 , \end{aligned}$$

where $q^-(x)$ frictional force on the contact surface of the beam, $\phi(x)$ strictly concave functional that describes the rigid obstacle, $\bar{f} = \frac{1}{2}(hE)^{-1}(1 - \nu^2)f(x)$, $f(x)$ is an external loading, $\beta = \frac{1}{2}(1 - \nu)$, and $(\xi(x, y, t), w(x))_E$ is the displacement field, $2h$ is the thickness, E is the Young's modulus and ν is the Poisson's ratio of the beam. Now, assume that the obstacle that we are considering is no longer rigid, but it is now elastic, then Gao's [16] model becomes meaningless as the author's model only assumes a rigid obstacle. Thus, the purpose of this publication is to derive a comprehensive but a simple mathematical model to overcome such problems.

Note that Einstein's summation notation (see section 1.2 of Kay [17]) is assumed through out, bold symbols signify that we are dealing with vector and tensor fields, and we regard the indices $i, j, k, l \in \{1, 2, 3\}$ and $\alpha, \beta, \gamma, \delta \in \{1, 2\}$. Also, note that we usually reserve the vector brackets $(\cdot)_E$ for vectors in the Euclidean space and (\cdot) for vectors in the curvilinear space. Furthermore, $L^k(\cdot)$ are the standard L^k -Lebesgue spaces and $H^k(\cdot)$ are the standard $W^{k,2}(\cdot)$ -Sobolev spaces (see section 5.2.1 of Evans [18]).

2. Derivation

Consider an unstrained static three-dimensional elastic body described by the diffeomorphism $\bar{\mathbf{X}} \in C^2(\bar{\Omega}; \mathbf{E}^3)$, where $\Omega \subset \mathbb{R}^3$ is a connected open bounded domain that satisfies the segment condition with a uniform- $C^1(\mathbb{R}^3; \mathbb{R}^2)$ boundary (definition 4.10 of Adams and Fournier [19]), $C^k(\cdot)$ is a space of continuous functions that has continuous first k partial derivatives in the underlying domain, \mathbf{E}^k is the k th-dimensional Euclidean space and \mathbb{R}^k is the k th-dimensional curvilinear space. Now, assume that on a part of the elastic foundation's boundary, with a positive mean-curvature with respect to the unit outward normal and described by the injection $\sigma \in C^3(\bar{\omega}; \mathbf{E}^2)$ where $\omega \subset \mathbb{R}^2$ is a connected open bounded plane that satisfies the segment condition with a uniform- $C^1(\mathbb{R}^2; \mathbb{R})$ boundary, lies an elastic shell with the same curvature and the same physical form as the given surface. Further assume an overlying shell whose lower-surface is parametrised by the sufficiently smooth injection $\sigma(x^1, x^2)$. Now, consider the following:

Assertion 1. *Let the map $\sigma \in C^3(\bar{\omega}; \mathbf{E}^2)$ describes the lower-surface of an unstrained shell, where $\omega \subset \mathbb{R}^2$ is a connected open bounded plane that satisfies the segment condition with a uniform- $C^1(\mathbb{R}^2; \mathbb{R})$ boundary. Given that the thickness of the shell is h , we assert that*

$$0 \leq h^2 K < hH \ll 1, \forall (x^1, x^2) \in \bar{\omega},$$

i.e. the lower-surface of the shell is non-hyperbolic and it is a surface with a positive mean curvature, and the thickness of the shell is sufficiently small.

Note that $K = (F_{[\text{I}]1}^1 F_{[\text{I}]2}^2 - F_{[\text{I}]1}^2 F_{[\text{I}]2}^1)$ is the Gaussian curvature, $H = -\frac{1}{2} F_{[\text{I}]\alpha}^\alpha$ is the mean curvature,

$$F_{[\text{I}]\alpha\beta} = N_i \partial_{\alpha\beta} \sigma^i, \forall \alpha, \beta \in \{1, 2\},$$

is the second fundamental form tensor of σ with respect to curvilinear coordinates and

$$\mathbf{N} = \frac{\partial_1 \sigma \times \partial_2 \sigma}{\|\partial_1 \sigma \times \partial_2 \sigma\|}$$

is the unit normal to the surface σ , ∂_α are partial derivatives with respect to curvilinear coordinates x^α , \times is the Euclidean cross product and $\|\cdot\|$ is

the Euclidean norm. With assertion 1 and in accordance with the analysis of Jayawardana [20], we can express the energy functional of the shell on the elastic foundation as

$$\begin{aligned}
J(\mathbf{u}) = & \int_{\Omega} \left[\frac{1}{2} A^{ijkl} E_{ij}(\mathbf{u}) E_{kl}(\mathbf{u}) - f^i u_i \right] d\Omega \\
& + \int_{\omega} \left[\frac{1}{2} B^{\alpha\beta\gamma\delta} \left(h \epsilon_{\alpha\beta}(\mathbf{u}) \epsilon_{\gamma\delta}(\mathbf{u}) + \frac{1}{3} h^3 \rho_{\alpha\beta}(\mathbf{u}) \rho_{\gamma\delta}(\mathbf{u}) \right) - h f_0^i u_i \right] d\omega \\
& - \int_{\partial\omega} h \tau_0^i u_i d(\partial\omega) ,
\end{aligned}$$

where \mathbf{u} is the displacement field, $T^{ij}(\mathbf{u}) = A^{ijkl} E_{kl}(\mathbf{u})$ is second Piola-Kirchhoff stress tensor, $E_{ij}(\mathbf{u}) = \frac{1}{2}(g_{ik} \bar{\nabla}_j u^k + g_{jk} \bar{\nabla}_i u^k)$ is linearised Green-St Venant strain tensor, $A^{ijkl} = \bar{\lambda} g^{ij} g^{kl} + \bar{\mu}(g^{ik} g^{jl} + g^{il} g^{jk})$ is the isotropic elasticity tensor

$$g_{ij} = \partial_i \bar{X}_k \partial_j \bar{X}^k , \quad \forall i, j \in \{1, 2, 3\} ,$$

is the covariant metric tensor of $\bar{\mathbf{X}}$ with respect to curvilinear coordinates, ∂_j is the partial derivative with respect to the coordinate x^j , $\bar{\lambda} = (1 - \bar{\nu} - 2\bar{\nu}^2)^{-1} \bar{\nu} \bar{E}$ is the first Lamé's parameter, $\bar{\mu} = \frac{1}{2}(1 + \bar{\nu})^{-1} \bar{E}$ is the second Lamé's parameter, $\bar{E} \in (0, \infty)$ is the Young's modulus and $\bar{\nu} \in (-1, \frac{1}{2})$ is the Poisson's ratio of the elastic foundation, \mathbf{f} is an external force density field acting on the elastic foundation, and $\bar{\mathbf{n}}$ is the unit outward normal to the boundary $\partial\Omega$ in curvilinear coordinates. Furthermore, $\tau^{\alpha\beta}(\mathbf{u}) = B^{\alpha\beta\gamma\delta} \epsilon_{\gamma\delta}(\mathbf{u})$ is the stress tensor, $\eta^{\alpha\beta}(\mathbf{u}) = B^{\alpha\beta\gamma\delta} \rho_{\gamma\delta}(\mathbf{u})$ negative of the change in moments density tensor,

$$\epsilon_{\alpha\beta}(\mathbf{u}) = \frac{1}{2} (\nabla_{\alpha}(u_{\beta}|_{\omega}) + \nabla_{\beta}(u_{\alpha}|_{\omega})) - F_{[\text{II}]\alpha\beta}(u^3|_{\omega})$$

is half of the change in the first fundamental form tensor,

$$\begin{aligned}
\rho_{\alpha\beta}(\mathbf{u}) = & \nabla_{\alpha} \nabla_{\beta}(u^3|_{\omega}) - F_{[\text{II}]\alpha\gamma} F_{[\text{II}]\beta}^{\gamma}(u^3|_{\omega}) + F_{[\text{II}]\beta\gamma} \nabla_{\alpha}(u^{\gamma}|_{\omega}) \\
& + F_{[\text{II}]\alpha\gamma} \nabla_{\beta}(u^{\gamma}|_{\omega}) + (\nabla_{\alpha} F_{[\text{II}]\beta\gamma})(u^{\gamma}|_{\omega})
\end{aligned}$$

the change in the second fundamental form tensor,

$$B^{\alpha\beta\gamma\delta} = \frac{2\lambda\mu}{\lambda + 2\mu} F_{[\text{I}]}^{\alpha\beta} F_{[\text{I}]}^{\gamma\delta} + \mu(F_{[\text{I}]}^{\alpha\gamma} F_{[\text{I}]}^{\beta\delta} + F_{[\text{I}]}^{\alpha\delta} F_{[\text{I}]}^{\beta\gamma})$$

is the isotropic elasticity tensor, $\lambda = (1 - \nu - 2\nu^2)^{-1}\nu E$ is the first Lamé's parameter, $\mu = \frac{1}{2}(1 + \nu)^{-1}E$ is the second Lamé's parameter, $E \in (0, \infty)$ is the Young's modulus and $\nu \in (-1, \frac{1}{2})$ is the Poisson's ratio of the shell, \mathbf{f}_0 is an external force density field acting on the shell, \mathbf{n} is the unit outward normal vector to the boundary $\partial\omega$ in curvilinear coordinates, $\boldsymbol{\tau}_0$ is an external traction field acting on the boundary of the shell, and $\mathbf{u}|_\omega$ is in a trace sense (see section 5.5 of Evans [18]). Finally, $\bar{\nabla}$ is the covariant derivative operator in the curvilinear space, i.e. for any $\mathbf{v} \in C^1(\bar{\Omega}; \mathbb{R}^3)$ we define its covariant derivative as

$$\bar{\nabla}_j v^k = \partial_j v^k + \bar{\Gamma}_{ij}^k v^i,$$

where

$$\bar{\Gamma}_{ij}^k = \frac{1}{2}g^{kl}(-\partial_l g_{ij} + \partial_i g_{jl} + \partial_j g_{li})$$

are the Christoffel symbols of the second kind, and ∇ is the covariant derivative operator in the curvilinear plane, i.e. for any $\mathbf{u} \in C^1(\bar{\omega}; \mathbb{R}^2)$ we define its covariant derivative as

$$\nabla_\beta u^\gamma = \partial_\beta u^\gamma + \Gamma_{\alpha\beta}^\gamma u^\alpha,$$

where

$$\Gamma_{\alpha\beta}^\gamma = \frac{1}{2}F_{[1]}^{\gamma\delta}(-\partial_\delta F_{[1]\alpha\beta} + \partial_\alpha F_{[1]\beta\delta} + \partial_\beta F_{[1]\delta\alpha})$$

are the Christoffel symbols of the second kind in the curvilinear plane.

Now assume that the shell is coupled to the elastic foundation with friction, where a portion of the foundation is satisfying the zero-Dirichlet boundary condition. Also, assume that one is applying forces to both the top and to a portion of the boundary of the shell to mimic compression and shear at the contact region respectively. Now, if higher the compression, then higher the normal displacement is towards the bottom, i.e. $u^3|_{\omega^+} < 0$ (assertion 1 can guarantee this condition for sensible boundary forces), and if higher the shear, then higher the tangential displacement is in the direction of the applied tangential force, i.e. $(u_\alpha u^\alpha)^{\frac{1}{2}}|_{\omega^+} > 0$, where $\omega^+ = \lim_{x^3 \rightarrow 0^+} \{\omega \times [0, h]\}$ and by convention $(u_\alpha u^\alpha)^{\frac{1}{2}} = \sqrt{u_1 u^1 + u_2 u^2}$. Now, we consider Kikuchi and Oden's model [1] for Coulomb's law of static friction for a three-dimensional

elastic body (i.e. not a shell), and once extended to curvilinear coordinates and after taking the limit $\varepsilon \rightarrow 0$, we find

$$[T_3^\beta(\mathbf{v}) + \nu_F (g_{33})^{\frac{1}{2}} (v_\alpha v^\alpha)^{-\frac{1}{2}} v^\beta T_3^3(\mathbf{v})] |_{\omega^+} \leq 0, \quad (3)$$

for $T_3^3(\mathbf{v})|_{\partial\omega^+} < 0$, where \mathbf{v} is the displacement field and the volume $\{\omega \times [0, h]\}$ describes the reference configuration of this elastic body. Just as it is for Coulomb's friction case (where the bodies are in relative equilibrium given that the magnitude of the normal stress is above a certain factor of the magnitude of the tangential stress), we assert that the bodies (i.e. the shell and the foundation) are in relative equilibrium given that the normal displacement is a below a certain factor of the magnitude of the tangential displacement, i.e.

$$[(u_\alpha u^\alpha)^{\frac{1}{2}} + C (g_{33})^{\frac{1}{2}} u^3] |_{\omega^+} \leq 0, \quad (4)$$

if $u^3|_{\omega^+} \leq 0$, for some dimensionless constant C . To determine the constant C , consider Coulomb's law of static friction for the limiting equilibrium case (i.e. at the point of slipping) and rearrange equation (3) to obtain

$$\begin{aligned} & \left[\bar{\nabla}_3 \left((v_\alpha v^\alpha)^{\frac{1}{2}} + 2\nu_F \left(1 + \frac{\gamma}{1-2\gamma} \right) (g_{33})^{\frac{1}{2}} v^3 \right) \right. \\ & \left. + \left(\frac{2\nu_F \gamma}{1-2\gamma} \right) (g_{33})^{\frac{1}{2}} \bar{\nabla}_\alpha v^\alpha + \frac{v^\delta \bar{\nabla}_\delta v_3}{(v_\alpha v^\alpha)^{\frac{1}{2}}} \right] |_{\omega^+} = 0. \end{aligned}$$

Now, the above equation must hold for all elastic conditions, even under extreme conditions such as the *incompressible elasticity* condition, i.e. $(\frac{\gamma}{1-2\gamma}) \bar{\nabla}_i v^i = p(x^1, x^2, x^3)$, where $p(\cdot)$ is a finite function [21]. Thus, we may assume the following equation,

$$\left[\bar{\nabla}_3 \left((v_\alpha v^\alpha)^{\frac{1}{2}} + 2\nu_F (g_{33})^{\frac{1}{2}} v^3 \right) + \frac{v^\delta \bar{\nabla}_\delta v_3}{(v_\alpha v^\alpha)^{\frac{1}{2}}} + 2\nu_F (g_{33})^{\frac{1}{2}} p(x^1, x^2, x^3) \right] |_{\omega^+} = 0.$$

Now, nondimensionalise the above equation by making the transformations $v^i = \ell w^i$, $x^\alpha = \ell y^\alpha$ and $x^3 = h y^3$ where $\ell = \sqrt{\text{meas}(\omega; \mathbb{R}^2)}$, and where $\text{meas}(\cdot; \mathbb{R}^k)$ is standard Lebesgue measure in \mathbb{R}^k (see chapter 6 of Schilling

[22]), to obtain

$$\left[\left(\frac{\ell}{h} \right) (g_{33})^{\frac{1}{2}} \frac{\partial}{\partial y^3} \left((w_\alpha w^\alpha)^{\frac{1}{2}} + 2\nu_F (g_{33})^{\frac{1}{2}} w^3 \right) + \frac{(g_{33})^{\frac{1}{2}} w^\delta}{(w_\alpha w^\alpha)^{\frac{1}{2}}} \left(\frac{\partial w^3}{\partial y^\delta} + \Gamma_{\delta i}^3 w^i \right) + 2\nu_F p(\ell y^1, \ell y^2, h y^3) \right] |_{\omega^+} = 0. \quad (5)$$

As our goal is to study shells, we consider the limit $(h/\ell) \rightarrow 0$. Also, as we also require Coulomb's law of static friction for the limiting-equilibrium case to stay finite in this limit, equation (5) implies that

$$\left[(w_\alpha w^\alpha)^{\frac{1}{2}} + 2\nu_F (g_{33})^{\frac{1}{2}} w^3 \right] |_{\{(\frac{\omega}{\ell^2}) \times [0,1]\}} = q(y^1, y^2) + \mathcal{O} \left(\left(\frac{h}{\ell} \right), y^3 \right),$$

where $q(\cdot)$ is a finite function. Furthermore, as we are seeking for a relation of the form of equation (4), we may assume $q(\cdot) = 0$, and thus, we may assume letting $C = 2\nu_F$ is a sound approximation. Finally, assuming that \mathbf{u} is continuous on $\bar{\Omega}$ and noting that we have $g_{33} = 1$ in a shell, we arrive at the following hypothesis:

Hypothesis 1. *A shell supported by an elastic foundation with a rough contact area that is in agreement with assertion 1 satisfies the following displacement-based friction condition,*

$$[2\nu_F u^3 + (u_\alpha u^\alpha)^{\frac{1}{2}}] |_\omega \leq 0,$$

where ν_F is the coefficient of friction between the shell and the foundation, and \mathbf{u} is the displacement field of the shell with respect to the contact region ω . If $[2\nu_F u^3 + (u_\alpha u^\alpha)^{\frac{1}{2}}] |_\omega < 0$, then we say that the shell is bonded to the foundation, and, if $[2\nu_F u^3 + (u_\alpha u^\alpha)^{\frac{1}{2}}] |_\omega = 0$, then we say that the shell is at limiting-equilibrium.

Using hypothesis 1, we can express the energy functional of a shell on a elastic foundation subject to the displacement-based friction condition, and thus, we obtain the following:

Theorem 1. *Let $\Omega \subset \mathbb{R}^3$ be a connected open bounded domain that satisfies the segment condition with a uniform- $C^1(\mathbb{R}^3; \mathbb{R}^2)$ boundary $\partial\Omega$ such that $\omega, \partial\Omega_0 \subset \partial\Omega$ with $\bar{\omega} \cap \partial\Omega_0 = \emptyset$ and $\text{meas}(\partial\Omega_0; \mathbb{R}^2) > 0$, and let $\omega \subset \mathbb{R}^2$ be a connected open bounded plane that satisfies the segment condition with a*

uniform- $C^1(\mathbb{R}^2; \mathbb{R})$ boundary $\partial\omega$. Let $\bar{\mathbf{X}} \in C^2(\bar{\Omega}; \mathbf{E}^3)$ be a diffeomorphism and $\boldsymbol{\sigma} \in C^3(\bar{\omega}; \mathbf{E}^3)$ be an injective immersion with $0 \leq h^2 K < hH \ll 1$ in ω . Let $\mathbf{f} \in \mathbf{L}^2(\Omega)$, $\mathbf{f}_0 \in \mathbf{L}^2(\omega)$ and $\boldsymbol{\tau}_0 \in \mathbf{L}^2(\partial\omega)$. Then there exists a unique field $\mathbf{u} \in \mathbf{V}_{\mathcal{F}}(\omega, \Omega)$ such that \mathbf{u} is the solution to the minimisation problem

$$J(\mathbf{u}) = \min_{\mathbf{v} \in \mathbf{V}_{\mathcal{F}}(\omega, \Omega)} J(\mathbf{v}) ,$$

where

$$\begin{aligned} \mathbf{V}_{\mathcal{F}}(\omega, \Omega) &= \{ \mathbf{v} \in \mathbf{V}_{\mathcal{F}}(\omega, \Omega) \mid [2\nu_F v^3 + (v_\alpha v^\alpha)^{\frac{1}{2}}] |_\omega \leq 0 \text{ a.e.} \} , \\ \mathbf{V}_{\mathcal{F}}(\omega, \Omega) &= \{ \mathbf{v} \in \mathbf{H}^1(\Omega) \mid \mathbf{v}|_\omega \in H^1(\omega) \times H^1(\omega) \times H^2(\omega), \\ &\quad \mathbf{v}|_{\partial\Omega_0} = \mathbf{0}, \partial_\beta(v^3|_\omega)|_{\partial\omega} = 0 \ \forall \beta \in \{1, 2\} \} , \end{aligned}$$

$$\begin{aligned} J(\mathbf{u}) &= \int_{\Omega} \left[\frac{1}{2} A^{ijkl} E_{ij}(\mathbf{u}) E_{kl}(\mathbf{u}) - f^i u_i \right] d\Omega \\ &\quad + \int_{\omega} \left[\frac{1}{2} B^{\alpha\beta\gamma\delta} \left(h \epsilon_{\alpha\beta}(\mathbf{u}) \epsilon_{\gamma\delta}(\mathbf{u}) + \frac{1}{3} h^3 \rho_{\alpha\beta}(\mathbf{u}) \rho_{\gamma\delta}(\mathbf{u}) \right) - h f_0^i u_i \right] d\omega \\ &\quad - \int_{\partial\omega} h \tau_0^i u_i d(\partial\omega) , \end{aligned}$$

and ν_F is the coefficient of friction between the foundation and the shell.

Proof. Note that there exists a unique field $\mathbf{u} \in \mathbf{V}_{\mathcal{F}}(\omega, \Omega)$ such that \mathbf{u} is the solution to the minimisation problem

$$J(\mathbf{u}) = \min_{\mathbf{v} \in \mathbf{V}_{\mathcal{F}}(\omega, \Omega)} J(\mathbf{v}) ,$$

and we refer the reader to section 3.4 of Jayawardana [20] for the proof of this assertion. Now, as $(\mathbf{V}_{\mathcal{F}}(\omega, \Omega), J(\cdot)) \subset (\mathbf{V}_{\mathcal{F}}(\omega, \Omega), J(\cdot))$ by construction, it is sufficient to show that $2\nu_F u^3 + (u_\alpha u^\alpha)^{\frac{1}{2}} \leq 0$ a.e. in ω is a convex functional, where a.e. means almost everywhere (definition 1.40 of Adams and Fournier [19]).

Now, let $I(\mathbf{u}; U) = \int_U [2\nu_F u^3 + (u_\alpha u^\alpha)^{\frac{1}{2}}] dx^1 dx^2$. By construction $I(\mathbf{u}; U) \leq 0$, $\forall U \in \mathcal{M}(\omega)$ with $\text{meas}(U; \omega) > 0$, where $\mathcal{M}(\cdot)$ is a σ -algebra (definition 1.37 of Adams and Fournier [19]). Also, by construction $\mathbf{F}_{[\eta]}$ is positive definite in $\bar{\omega}$ (see section 5.3 of Kay [17]) and this implies that $I(\cdot; U)$ is a convex

functional for all $U \in \mathcal{M}(\omega)$ with $\text{meas}(U; \omega) > 0$, i.e. $I(t\mathbf{u} + (1-t)\mathbf{v}; U) \leq tI(\mathbf{u}; U) + (1-t)I(\mathbf{v}; U)$. Furthermore, $I(t\mathbf{u} + (1-t)\mathbf{v}; U) \leq 0, \forall U \in \mathcal{M}(\omega)$ with $\text{meas}(U; \omega) > 0$, and thus, our convexity result does not violate the definition of the functional $I(\cdot; U)$, i.e. the condition $2\nu_F u^3 + (u_\alpha u^\alpha)^{\frac{1}{2}} \leq 0$ a.e. in ω is not violated. Now the proof follows from section 2.6 of Kinderlehrer and Stampacchia [2] or section of 8.4.2 Evans [18]. \square

Theorem 1 implies that there exists a unique weak solution to our problem. However, due to the free-boundary constraint $[2\nu_F u^3 + (u_\alpha u^\alpha)^{\frac{1}{2}}]_\omega \leq 0$ a.e., the unique minimiser \mathbf{u} may fail to be a critical point in $(\mathbf{V}_{\mathcal{F}}(\omega, \Omega), J(\cdot))$, and thus, one requires the following:

Corollary 1. *Let $\mathbf{u} \in \mathbf{V}_{\mathcal{F}}(\omega, \Omega)$ be the unique solution to the minimisation problem $J(\mathbf{u}) = \min_{\mathbf{v} \in \mathbf{V}_{\mathcal{F}}(\omega, \Omega)} J(\mathbf{v})$, then we get the following variational inequality*

$$0 \leq J'(\mathbf{u})(\mathbf{v} - \mathbf{u}), \forall \mathbf{v} \in \mathbf{V}_{\mathcal{F}}(\omega, \Omega).$$

Proof. $(\mathbf{V}_{\mathcal{F}}(\omega, \Omega), J(\cdot))$ is a convex space, and thus, the proof follows from section 8.4.2 of Evans [18]. \square

2.1. Equations of Equilibrium

We assume that $\mathbf{u} \in C^2(\Omega; \mathbb{R}^3)$, $u^\beta|_\omega \in C^3(\omega)$, $u^3|_\omega \in C^4(\omega)$ and $2\nu_F u^3 + (u_\alpha u^\alpha)^{\frac{1}{2}} \leq 0$ everywhere in ω , and thus, theorem 1 and corollary 1 implies that the governing equations of the elastic foundation can be expressed as

$$\bar{\nabla}_i T_j^i(\mathbf{u}) + f_j = 0, \forall j \in \{1, 2, 3\},$$

and the boundary conditions of the elastic foundation can be expressed as

$$\begin{aligned} \mathbf{u}|_{\partial\Omega_0} &= \mathbf{0}, \\ [\bar{n}_i T_j^i(\mathbf{u})]|_{\{\partial\Omega \setminus \{\omega \cup \partial\Omega_0\}\}} &= 0, \forall j \in \{1, 2, 3\}, \end{aligned}$$

where $\bar{\mathbf{n}}$ is the unit outward normal to the boundary $\partial\Omega$ in curvilinear coordinates.

As for the governing equations of the overlying shell, notice that the set $\mathbf{V}_{\mathcal{F}}(\omega, \Omega)$ is not a linear set as it violates the homogeneity property. However, it can be shown that for any field $\mathbf{u} \in \mathbf{V}_{\mathcal{F}}(\omega, \Omega)$ there exists a field

$\mathbf{w} \in \mathbf{V}_{\mathcal{F}}(\omega, \Omega) \setminus \{\mathbf{u}\}$ and a constant $\varepsilon > 0$ such that $\mathbf{u} + s\mathbf{w} \in \mathbf{V}_{\mathcal{F}}(\omega, \Omega)$, $\forall s \in (-\varepsilon, 1]$, i.e. $\int_U [2\nu_F(u^3 + sw^3) + (u_\alpha u^\alpha + 2su_\alpha w^\alpha + s^2 w_\alpha w^\alpha)^{\frac{1}{2}}] dx^1 dx^2 \leq 0$, $\forall U \in \mathcal{M}(\omega)$ with $\text{meas}(U; \omega) > 0$.

To find the governing equations for the $[2\nu_F u^3 + (u_\alpha u^\alpha)^{\frac{1}{2}}]_\omega < 0$ case, consider a unique minimiser $\mathbf{u} \in \mathbf{V}_\theta(\omega, \Omega)$, where $\mathbf{V}_\theta(\omega, \Omega) = \{\mathbf{v} \in \mathbf{V}_{\mathcal{F}}(\omega, \Omega) \mid [2\nu_F v^3 + (v_\alpha v^\alpha)^{\frac{1}{2}}]_{\omega_\theta} < 0 \text{ a.e.}\}$ and where $\omega_\theta = \{V \in \mathcal{M}(\omega) \mid [2\nu_F v^3 + (v_\alpha v^\alpha)^{\frac{1}{2}}]_V < 0 \text{ a.e., meas}(V; \omega) > 0\}$. Now, given a $\mathbf{w} \in \mathbf{V}_\theta(\omega, \Omega)$, there exists an $\varepsilon > 0$ such that we get $\mathbf{u} + s\mathbf{w} \in \mathbf{V}_{\mathcal{F}}(\omega, \Omega)$, $\forall s \in (-\varepsilon, 1]$ where

$$\varepsilon < \frac{\left(2\nu_F \|u^3\|_{L^1(U)} - \|(u_\gamma u^\gamma)^{\frac{1}{2}}\|_{L^1(U)}\right)}{\left(2\nu_F \|w^3\|_{L^1(U)} + \|(w_\alpha w^\alpha)^{\frac{1}{2}}\|_{L^1(U)}\right)}$$

for some $U \in \mathcal{M}(\omega_\theta)$. Now, simply let $\mathbf{v} = \mathbf{u} + s\mathbf{w}$ in corollary 4 to obtain $0 \leq J'(\mathbf{u})(s\mathbf{w})$, $\forall s \in (-\varepsilon, 1]$ for this $\mathbf{w} \in \mathbf{V}_\theta(\omega, \Omega)$. Finally, noticing that $0 \leq J'(\mathbf{u})(\text{sign}(s)|s|\mathbf{w})$, $\forall \mathbf{w} \in \mathbf{V}_\theta(\omega, \Omega)$, we get the governing equations for the *bonded* case:

If $[2\nu_F u^3 + (u_\alpha u^\alpha)^{\frac{1}{2}}]_\omega < 0$, then

$$\begin{aligned} \nabla_\alpha \tau_\beta^\alpha(\mathbf{u}) + \frac{2}{3} h^2 F_{[\text{II}]\beta}^\alpha \nabla_\gamma \eta_\alpha^\gamma(\mathbf{u}) \\ + \frac{1}{3} h^2 (\nabla_\gamma F_{[\text{II}]\beta}^\alpha) \eta_\alpha^\gamma(\mathbf{u}) - \frac{1}{h} \text{Tr}(T_\beta^3(\mathbf{u})) + f_{0\beta} = 0, \quad \forall \beta \in \{1, 2\}, \\ F_{[\text{II}]\alpha}^\gamma \tau_\gamma^\alpha(\mathbf{u}) - \frac{1}{3} h^2 \nabla_\alpha (\nabla_\gamma \eta^{\alpha\gamma}(\mathbf{u})) \\ + \frac{1}{3} h^2 F_{[\text{II}]\alpha}^\delta F_{[\text{II}]\gamma}^\alpha \eta_\delta^\gamma(\mathbf{u}) - \frac{1}{h} \text{Tr}(T_3^3(\mathbf{u})) + f_{03} = 0, \end{aligned}$$

where $\text{Tr}(T_j^3(\mathbf{u})) = T_j^3(\mathbf{u})|_\omega$ and $\text{Tr}(\cdot)$ is the trace operator (see section 5.5 of Evans [18]).

To find the governing equations for the $[2\nu_F u^3 + (u_\alpha u^\alpha)^{\frac{1}{2}}]_\omega = 0$ case, consider a unique minimiser $\mathbf{u} \in \mathbf{V}_\mathcal{E}(\omega, \Omega)$, where $\mathbf{V}_\mathcal{E}(\omega, \Omega) = \{\mathbf{v} \in \mathbf{V}_{\mathcal{F}}(\omega, \Omega) \mid [2\nu_F v^3 + (v_\alpha v^\alpha)^{\frac{1}{2}}]_{\omega_\mathcal{E}} = 0 \text{ a.e.}\}$ and where $\omega_\mathcal{E} = \{V \in \mathcal{M}(\omega) \mid [2\nu_F v^3 + (v_\alpha v^\alpha)^{\frac{1}{2}}]_V = 0 \text{ a.e., meas}(V; \omega) > 0\}$. Now, noticing that $u^j|_{\omega_\mathcal{E}}$ are not independent, but related by the condition $u^3|_{\omega_\mathcal{E}} = -\frac{1}{2}\nu_F^{-1}(u_\alpha u^\alpha)^{\frac{1}{2}}|_{\omega_\mathcal{E}}$, we get

$\delta u^3|_{\omega_{\mathcal{E}}} = -\frac{1}{2}\nu_F^{-1}(u_\alpha u^\alpha)^{-\frac{1}{2}}(u_\gamma \delta u^\gamma)|_{\omega_{\mathcal{E}}}$. Let

$$\mathbf{V}_{\mathcal{E}}(\mathbf{u}; \omega, \Omega) = \{ \mathbf{v} \in \mathbf{V}_{\mathcal{E}}(\omega, \Omega) \mid (v^1, v^2)|_{\omega_{\mathcal{E}}} = (cu^1, cu^2)|_{\omega_{\mathcal{E}}} \text{ a.e., } \forall c > 0, \mathbf{u} \in \mathbf{V}_{\mathcal{E}}(\omega, \Omega) \} ,$$

and now, given a $\mathbf{w} \in \mathbf{V}_{\mathcal{E}}(\mathbf{u}; \omega, \Omega)$ there exists an $\varepsilon > 0$ such that we get $\mathbf{u} + s\mathbf{w} \in \mathbf{V}_{\mathcal{F}}(\omega, \Omega)$, $\forall s \in (-\varepsilon, 1]$, where $\varepsilon < \| (w_\alpha w^\alpha)^{\frac{1}{2}} \|_{L^1(U)}^{-1} \| (u_\gamma u^\gamma)^{\frac{1}{2}} \|_{L^1(U)}$ for some $U \in \mathcal{M}(\omega_{\mathcal{E}})$. Now, simply let $\mathbf{v} = \mathbf{u} + s\mathbf{w}$ in corollary 4 to obtain $0 \leq J'(\mathbf{u})(s\mathbf{w}|_\Omega + s(w^1, w^2)|_{\omega_{\mathcal{E}}})$, $\forall s \in (-\varepsilon, 1]$ for this $\mathbf{w} \in \mathbf{V}_{\mathcal{E}}(\omega, \Omega)$. Finally, noticing that $J'(\mathbf{u})(\mathbf{w}|_\Omega) = 0$ (this leads to the governing equations in the foundation) and $0 \leq J'(\mathbf{u})(\text{sign}(s)|s|(w^1, w^2)|_{\omega_{\mathcal{E}}})$, $\forall \mathbf{w} \in \mathbf{V}_{\mathcal{E}}(\mathbf{u}; \omega, \Omega) \subset \mathbf{V}_{\mathcal{E}}(\omega, \Omega)$, we get the governing equations for the *limiting-equilibrium* case (adapted from Section 8.4.2 of Evans [18]):

If $[2\nu_F u^3 + (u_\alpha u^\alpha)^{\frac{1}{2}}]|_\omega = 0$, **then**

$$\begin{aligned} & \nu_F \nabla_\alpha \tau_\beta^\alpha(\bar{\mathbf{u}}) - \frac{1}{2} \frac{u_\beta}{(u_\alpha u^\alpha)^{\frac{1}{2}}} F_{[\text{II}] \alpha}^\gamma \tau_\gamma^\alpha(\bar{\mathbf{u}}) \\ & + \frac{2}{3} \nu_F h^2 F_{[\text{II}] \beta}^\alpha \nabla_\gamma \eta_\alpha^\gamma(\bar{\mathbf{u}}) + \frac{1}{6} h^2 \frac{u_\beta}{(u_\alpha u^\alpha)^{\frac{1}{2}}} \nabla_\alpha \nabla_\gamma \eta^{\alpha\gamma}(\bar{\mathbf{u}}) \\ & + \frac{1}{3} \nu_F h^2 (\nabla_\gamma F_{[\text{II}] \beta}^\alpha) \eta_\alpha^\gamma(\bar{\mathbf{u}}) - \frac{1}{6} h^2 \frac{u_\beta}{(u_\alpha u^\alpha)^{\frac{1}{2}}} F_{[\text{II}] \alpha}^\delta F_{[\text{II}] \gamma}^\alpha \eta_\delta^\gamma(\bar{\mathbf{u}}) \\ & - \frac{\nu_F}{h} \text{Tr}(T_\beta^3(\bar{\mathbf{u}})) + \frac{1}{2h} \frac{u_\beta}{(u_\alpha u^\alpha)^{\frac{1}{2}}} \text{Tr}(T_3^3(\bar{\mathbf{u}})) \\ & + \nu_F f_{0\beta} - \frac{1}{2} \frac{u_\beta}{(u_\alpha u^\alpha)^{\frac{1}{2}}} f_{03} = 0, \quad \forall \beta \in \{1, 2\}, \end{aligned}$$

where

$$\begin{aligned} \bar{\mathbf{u}}|_\omega &= (u^1, u^2, -\frac{1}{2\nu_F}(u_\alpha u^\alpha)^{\frac{1}{2}})|_\omega \text{ and} \\ (\partial_3 \bar{u}^1, \partial_3 \bar{u}^2, \partial_3 \bar{u}^3)|_\omega &= (\partial_3 u^1, \partial_3 u^2, \partial_3 u^3)|_\omega . \end{aligned}$$

Finally the *boundary conditions of the overlying shell* can be expressed

as

$$\begin{aligned} [n_\alpha \tau_\beta^\alpha(\mathbf{u}) + \frac{2}{3} h^2 n_\gamma F_{[\text{III}]\beta}^\alpha \eta_\alpha^\gamma(\mathbf{u})] |_{\partial\omega} &= \tau_{0\beta} , \quad \forall \beta \in \{1, 2\} , \\ -\frac{1}{3} h^2 [n_\gamma \nabla_\alpha \eta^{\alpha\gamma}(\mathbf{u})] |_{\partial\omega} &= \tau_{03} , \\ \partial_\beta (u^3 |_\omega) |_{\partial\omega} &= 0 , \quad \forall \beta \in \{1, 2\} , \end{aligned}$$

where \mathbf{n} is the unit outward normal vector to the boundary $\partial\omega$ in curvilinear coordinates and τ_0 is an external traction field acting on the boundary of the overlying shell.

2.2. A Numerical Example

Assume that we are dealing with overlying shell with a thickness h that is frictionally coupled to an elastic foundation, where the unstrained configuration of the foundation is an infinitely long annular semi-prism characterised by the diffeomorphism $\bar{\mathbf{X}}(x^1, x^2, x^3) = (x^1, a \sin(x^2), b \cos(x^2))_{\text{E}} + x^3 (\varphi(x^2))^{-1} (0, b \sin(x^2), a \cos(x^2))_{\text{E}}$, where $\varphi(x^2) = (b^2 \sin^2(x^2) + a^2 \cos^2(x^2))^{\frac{1}{2}}$, $x^1 \in (-\infty, \infty)$, $x^2 \in (-\frac{1}{2}\pi, \frac{1}{2}\pi)$, $x^3 \in (-L, 0)$, and a is the horizontal radius and b is the vertical radius of the contact region. Thus, the equations of the foundation can be expressed as

$$\begin{aligned} (\bar{\lambda} + \bar{\mu}) \partial^2 (\bar{\nabla}_i u^i) + \bar{\mu} \bar{\Delta} u^2 &= 0 , \\ (\bar{\lambda} + \bar{\mu}) \partial^3 (\bar{\nabla}_i u^i) + \bar{\mu} \bar{\Delta} u^3 &= 0 , \end{aligned}$$

where $\mathbf{u} = (0, u^2(x^2, x^3), u^3(x^2, x^3))$ is the displacement field, $\bar{\Delta} = \bar{\nabla}_i \bar{\nabla}^i$ is the vector-Laplacian operator in the curvilinear space (see page 3 of Moon and Spencer [23]) with respect to Ω^{New} .

Now, eliminating x^1 dependency, express the remaining boundaries as

$$\begin{aligned} \partial\Omega^{\text{New}} &= \bar{\omega}^{\text{New}} \cup \partial\Omega_0^{\text{New}} \cup \partial\Omega_f^{\text{New}} , \\ \omega^{\text{New}} &= \{(-\frac{1}{2}\pi, \frac{1}{2}\pi) \times \{-0\}\} , \\ \partial\Omega_0^{\text{New}} &= \{(-\frac{1}{2}\pi, \frac{1}{2}\pi) \times \{-L\}\} , \\ \partial\Omega_f^{\text{New}} &= \{ \{-\frac{1}{2}\pi\} \times (-L, 0) \} \cup \{ \{\frac{1}{2}\pi\} \times (-L, 0) \} . \end{aligned}$$

Thus, the boundary conditions one imposes on the foundation reduce to

$$\begin{aligned} u^2|_{\partial\bar{\Omega}_0^{\text{New}}} &= 0 \text{ (zero-Dirichlet),} \\ u^3|_{\partial\bar{\Omega}_0^{\text{New}}} &= 0 \text{ (zero-Dirichlet),} \\ [(\bar{\psi}_2)^2\partial_3u^2 + \partial_2u^3]|_{\partial\bar{\Omega}_f^{\text{New}}} &= 0 \text{ (zero-Robin),} \\ [(\bar{\lambda} + 2\bar{\mu})\partial_2u^2 + \bar{\lambda}(\partial_3u^3 + \bar{\Gamma}_{22}^2u^2 + \bar{\Gamma}_{23}^2u^3)]|_{\partial\bar{\Omega}_f^{\text{New}}} &= 0 \text{ (zero-Robin),} \end{aligned}$$

where $\bar{\psi}_2 = \varphi(x^2) + x^3ab(\varphi(x^2))^{-2}$.

Now, consider overlying shell's unstrained configuration, which is described by the injective immersion $\boldsymbol{\sigma}(x^1, x^2) = (x^1, a \sin(x^2), b \cos(x^2))_{\text{E}}$, where $x^1 \in (-\infty, \infty)$ and $x^2 \in (-\frac{1}{2}\pi, \frac{1}{2}\pi)$. Thus, we may express the governing equations of the shell as:

If $[2\nu_F u^3 + \psi_2|u^2]|_{\omega^{\text{New}}} < 0$, then

$$\begin{aligned} h\Lambda\partial_2\epsilon_2^2(\mathbf{u}) + \frac{1}{3}h^3\Lambda(2F_{[\text{II}]2}^2\partial_2\rho_2^2(\mathbf{u}) + \partial_2F_{[\text{II}]2}^2\rho_2^2(\mathbf{u})) - \text{Tr}(T_2^3(\mathbf{u})) &= 0, \\ -h\Lambda F_{[\text{II}]2}^2\epsilon_2^2(\mathbf{u}) + \frac{1}{3}h^3\Lambda(\Delta\rho_2^2(\mathbf{u}) - F_{[\text{II}]2}^2F_{[\text{II}]2}^2\rho_2^2(\mathbf{u})) + \text{Tr}(T_3^3(\mathbf{u})) &= 0; \end{aligned}$$

where $\mathbf{u}|_{\omega^{\text{New}}} = (0, u^2(x^2, 0), u^3(x^2, 0))$ is the displacement field of the shell and $\Delta = \nabla_\alpha \nabla^\alpha$ is the vector-Laplacian in curvilinear plane with respect to ω^{New} .

If $[2\nu_F u^3 + \psi_2|u^2]|_{\omega^{\text{New}}} = 0$, then

$$\begin{aligned} \nu_F h\Lambda\partial_2\epsilon_2^2(\bar{\mathbf{u}}) - \frac{1}{2}h\Lambda\psi_2\text{sign}(u^2)F_{[\text{II}]2}^2\epsilon_2^2(\bar{\mathbf{u}}) \\ + \frac{1}{3}\nu_F h^3\Lambda(2F_{[\text{II}]2}^2\partial_2\rho_2^2(\bar{\mathbf{u}}) + \partial_2F_{[\text{II}]2}^2\rho_2^2(\bar{\mathbf{u}})) \\ + \frac{1}{6}h^3\Lambda\psi_2\text{sign}(u^2)(\Delta\rho_2^2(\bar{\mathbf{u}}) - F_{[\text{II}]2}^2F_{[\text{II}]2}^2\rho_2^2(\bar{\mathbf{u}})) \\ - \nu_F \text{Tr}(T_2^3(\bar{\mathbf{u}})) + \frac{1}{2}\psi_2\text{sign}(u^2)\text{Tr}(T_3^3(\bar{\mathbf{u}})) &= 0, \end{aligned}$$

where

$$\begin{aligned} \bar{\mathbf{u}}|_{\omega^{\text{New}}} &= (0, u^2, -\frac{1}{2}\nu_F^{-1}\psi_2|u^2|)|_{\omega^{\text{New}}} \text{ and} \\ (0, \partial_3\bar{u}^2, \partial_3\bar{u}^3)|_{\omega^{\text{New}}} &= (0, \partial_3u^2, \partial_3u^3)|_{\omega^{\text{New}}}. \end{aligned}$$

Note that

$$\begin{aligned}\text{Tr}(T_2^3(\mathbf{u})) &= \bar{\mu} ((\bar{\psi}_2)^2 \partial_3 u^2 + \partial_2 u^3) |_{\omega^{\text{New}}} , \\ \text{Tr}(T_3^3(\mathbf{u})) &= [\bar{\lambda} (\partial_2 u^2 + \bar{\Gamma}_{22}^2 u^2 + \bar{\Gamma}_{23}^2 u^3) + (\bar{\lambda} + 2\bar{\mu}) \partial_3 u^3] |_{\omega^{\text{New}}} ,\end{aligned}$$

and

$$\Lambda = 4\mu \frac{\lambda + \mu}{\lambda + 2\mu} .$$

Now, eliminating x^1 dependency one can express the remaining boundaries as

$$\begin{aligned}\partial\omega^{\text{New}} &= \partial\omega_{T_0}^{\text{New}} \cup \partial\omega_{T_{\text{max}}}^{\text{New}} , \\ \partial\omega_{T_0}^{\text{New}} &= \{0\} , \\ \partial\omega_{T_{\text{max}}}^{\text{New}} &= \{\pi\} .\end{aligned}$$

Thus, the boundary conditions of the shell reduce to

$$\begin{aligned}[\Lambda\epsilon_2^2(\mathbf{u}) + \frac{2}{3}h^2\Lambda F_{[\text{II}]}^2\rho_2^2(\mathbf{u})] |_{\partial\omega_{T_0}^{\text{New}}} &= \tau_0 \text{ (traction)}, \\ [\Lambda\epsilon_2^2(\mathbf{u}) + \frac{2}{3}h^2\Lambda F_{[\text{II}]}^2\rho_2^2(\mathbf{u})] |_{\partial\omega_{T_{\text{max}}}^{\text{New}}} &= \tau_{\text{max}} \text{ (traction)}, \\ \partial_2\rho_2^2(\mathbf{u}) |_{\partial\omega^{\text{New}}} &= 0 \text{ (zero-pressure)}, \\ \partial_2 u^3 |_{\partial\omega^{\text{New}}} &= 0 \text{ (zero-Neumann)}.\end{aligned}$$

Despite the fact that the original problem is three-dimensional, it is now to a two-dimensional problem as the domain merely resides in the set $\{(x^2, x^3) \mid (x^2, x^3) \in [-\frac{1}{2}\pi, \frac{1}{4}\pi] \times [-L, 0]\}$. Although theorem 1 is only valid for bounded domains, we show that the reduced two-dimensional problem is numerically sound.

To conduct numerical experiments, we use the second-order accurate fourth-order derivative iterative-Jacobi finite-difference method. The grid dependence is introduced in the discretisation of the (reduced two-dimensional) domain in curvilinear coordinates implies that the condition $\psi_0 \Delta x^2 \leq \Delta x^3$, $\forall \psi_0 \in \{\bar{\psi}_2(x^2, x^3) \mid x^2 \in [-\frac{1}{2}\pi, \frac{1}{2}\pi] \text{ and } x^3 \in [-L, 0]\}$ must be satisfied, where Δx^j is a small increment in x^j direction. For our purposes we use $\Delta x^2 = \frac{1}{N-1}\pi$ and $\psi_0 = \bar{\psi}_2(\frac{1}{4}\pi, 0)$, where $N = 250$. We also keep the values

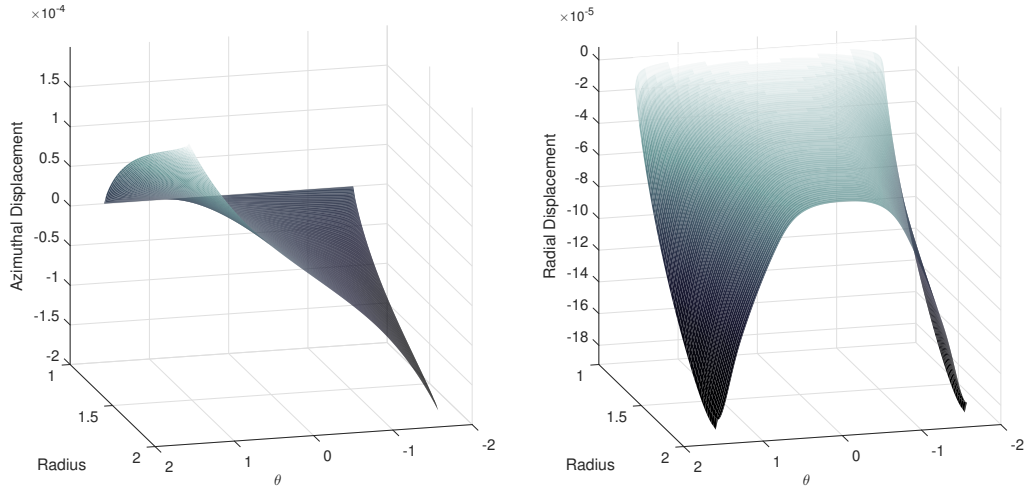


Figure 1: Displacement field of the foundation predicted by the shell model with friction.

$a = 2$, $L = 1$, $\bar{E} = 10^3$, $\bar{\nu} = \frac{1}{4}$, $\tau_0 = 1$ and $\tau_{\max} = 1$ fixed for all experiments.

Figure 1 is calculated with the values of $\tau_{\max} = 1$, $b = 2$, $h = \frac{1}{8}$, $E = 8000$, $\nu = \frac{1}{4}$, $\nu_F = 1$ and with a grid of 250×41 points, and it shows the azimuthal (i.e. u^2) and the radial (i.e. u^3) displacements. The maximum azimuthal displacements are observed at $(\theta =) x^2 = \pm\frac{1}{2}\pi$, with respective azimuthal displacements of $u^2 = \pm 1.79 \times 10^{-4}$. The maximum radial displacement is observed at $x^2 = \pm\frac{1}{2}\pi$, with a radial displacement of $u^3 = -1.84 \times 10^{-4}$. Furthermore, in the intervals $x^2 \in (-1.26, -0.788)$ and $x^2 \in (0.788, 1.26)$ we see that the shell is at limiting-equilibrium. Note that all numerical codes are available at <http://discovery.ucl.ac.uk/id/eprint/1532145>.

3. Comparison Against Kikuchi and Oden's Work

The most comprehensive mathematical study on friction that we are aware of is the publication by Kikuchi and Oden [1], and thus, we extend their model to model two-body friction model in curvilinear coordinates as a benchmark model to compare against our shell model with friction, and we do so by modifying equation (1) (see section 5.5 (v) of Kikuchi and Oden [1]). Now, assume that an elastic body on a rough rigid surface where the friction is governed by Coulomb's law of static friction. Given that one is using

curvilinear coordinates, fix the purely-normal stress at the contact boundary as a constant, i.e. $\nu_F T_3^3(\mathbf{v})|_{\omega^+} = \mathcal{K}$. Then, equation (1) implies that $j'_\varepsilon(\mathbf{v})\delta\mathbf{v} = -\int_\omega (g_{33})^{\frac{1}{2}} T_\alpha^3(\mathbf{v})\delta v^\alpha|_{\omega^+} d\omega$. Note that $\mathbf{v}|_{\omega^+}$ describes the relative displacement between the elastic body and the boundary ω , and thus, if the elastic body is in contact with another rough elastic body, then the displacement field one must consider is the relative displacement (due to the fact that friction opposes relative potential motion). Now, consider a two-body contact problem where the contact area is rough and the friction is governed by Coulomb's law of static friction. Now, let the displacement fields of the overlying body be \mathbf{v} and the foundation be \mathbf{u} . As purely-normal stress is continuous at the boundary, just as before, fix the purely normal stress as $\nu_F T_3^3(\mathbf{u})|_{\omega^-} = \nu_F T_3^3(\mathbf{v})|_{\omega^+} = \mathcal{K}$, where $\omega^- = \lim_{x^3 \rightarrow 0^-} \Omega$, and make the transformation $v^\beta|_{\omega^+} \rightarrow v^\beta|_{\omega^+} - u^\beta|_{\omega^-}$ in the functional $j_\varepsilon(\cdot)$ to signify the relative displacement field. Now, collecting all the tangential terms from the contact boundary (i.e. $u^\beta|_{\omega^-}$ and $v^\beta|_{\omega^+}$ terms), one finds $j'_\varepsilon(\mathbf{v} - \mathbf{u})(\delta\mathbf{v} - \delta\mathbf{u}) = -\int_\omega (g_{33})^{\frac{1}{2}} ([T_\alpha^3(\mathbf{v})\delta v^\alpha]|_{\omega^+} - [T_\alpha^3(\mathbf{u})\delta u^\alpha]|_{\omega^-}) d\omega$, where

$$j_\varepsilon(\mathbf{v} - \mathbf{u}) = \begin{cases} \int_\omega \left[\mathcal{K} \Phi(\mathbf{v} - \mathbf{u}) - \frac{1}{2} \varepsilon \right] d\omega, & \text{if } \Phi(\mathbf{v} - \mathbf{u})|_\omega \geq \varepsilon, \\ \int_\omega \frac{1}{2} \mathcal{K} \varepsilon^{-1} (\Phi(\mathbf{v} - \mathbf{u}))^2 d\omega, & \text{if } \Phi(\mathbf{v} - \mathbf{u})|_\omega < \varepsilon, \end{cases}$$

$$\Phi(\mathbf{v} - \mathbf{u}) = (\ell_\alpha(\mathbf{v}, \mathbf{u}) \ell^\alpha(\mathbf{v}, \mathbf{u}))^{\frac{1}{2}},$$

$$\ell(\mathbf{v}, \mathbf{u}) = (v^1, v^2)|_{\omega^+} - (u^1, u^2)|_{\omega^-}.$$

As the two bodies are in contact, the normal displacement (of the both bodies) is identical. Thus, one obtain the extended Kikuchi and Oden's model for Coulomb's law of static friction for a two-body problem in curvilinear coordinates, which is described by the following set of equations,

$$v^3|_{\omega^+} - u^3|_{\omega^-} = 0,$$

$$T_3^3(\mathbf{v})|_{\omega^+} - T_3^3(\mathbf{u})|_{\omega^-} = 0,$$

$$T_3^\beta(\mathbf{v})|_{\omega^+} = \begin{cases} -\frac{\nu_F (g_{33})^{\frac{1}{2}} (v^\beta|_{\omega^+} - u^\beta|_{\omega^-})}{\Phi(\mathbf{v} - \mathbf{u})} (T_3^3(\mathbf{v})|_{\omega^+}), & \text{if } \Phi(\mathbf{v} - \mathbf{u})|_{\omega^+} \geq \varepsilon, \\ -\frac{\nu_F (g_{33})^{\frac{1}{2}} (v^\beta|_{\omega^+} - u^\beta|_{\omega^-})}{\varepsilon} (T_3^3(\mathbf{v})|_{\omega^+}), & \text{if } \Phi(\mathbf{v} - \mathbf{u})|_{\omega^+} < \varepsilon, \end{cases}$$

$$T_3^\beta(\mathbf{u})|_{\omega^-} = \begin{cases} -\frac{\nu_F(g_{33})^{\frac{1}{2}}(v^\beta|_{\omega^+} - u^\beta|_{\omega^-})}{\Phi(\mathbf{v} - \mathbf{u})} (T_3^3(\mathbf{u})|_{\omega^-}) , & \text{if } \Phi(\mathbf{v} - \mathbf{u})|_{\omega^-} \geq \varepsilon , \\ -\frac{\nu_F(g_{33})^{\frac{1}{2}}(v^\beta|_{\omega^+} - u^\beta|_{\omega^-})}{\varepsilon} (T_3^3(\mathbf{u})|_{\omega^-}) , & \text{if } \Phi(\mathbf{v} - \mathbf{u})|_{\omega^-} < \varepsilon , \end{cases}$$

where

$$\begin{aligned} T_3^\beta(\mathbf{v}) &= \mu (\bar{\nabla}^\beta v_3 + \bar{\nabla}_3 v^\beta) , \\ T_3^3(\mathbf{v}) &= \lambda \bar{\nabla}_\alpha v^\alpha + (\lambda + 2\mu) \bar{\nabla}_3 v^3 , \\ T_3^\beta(\mathbf{u}) &= \bar{\mu} (\bar{\nabla}^\beta u_3 + \bar{\nabla}_3 u^\beta) , \\ T_3^3(\mathbf{u}) &= \bar{\lambda} \bar{\nabla}_\alpha u^\alpha + (\bar{\lambda} + 2\bar{\mu}) \bar{\nabla}_3 u^3 , \end{aligned}$$

and where ν_F is the coefficient of friction. Also, given that $T_3^3(\mathbf{u})|_{\omega^-}$ is fixed as a positive constant and one is considering Euclidean coordinates, one can see that the above problem simply reduces to Kikuchi and Oden's model for Coulomb's law of static friction [1] in the limit $\mathbf{u} \rightarrow 0$. Note that in the set $\{\omega \times [0, h)\}$, we have $g_{33} = 1$. Furthermore, above extended Kikuchi and Oden's model can further be simplified by noticing that the continuousness of the purely-normal stress at the boundary; however, from our numerical analysis we find this reduced model is non-convergent in a finite-difference setting. Thus, we insist upon the given formulation.

To proceed with our analysis, we numerically model the overlying body as a three-dimensional body and we do not approximate this body as a shell or otherwise. Thus, the displacement at the contact region with this approach is obtained by the use of the standard equilibrium equations in the linear elasticity theory and extended Kikuchi and Oden's model.

In accordance with the framework that is introduced in section 2.2, the overlying body is restricted to the region $x^3 \in (0, h)$. Now, we can express the governing equations of the overlying body as

$$\begin{aligned} (\lambda + \mu) \partial^2 (\bar{\nabla}_i v^i) + \mu \bar{\Delta} v^2 &= 0 , \\ (\lambda + \mu) \partial^3 (\bar{\nabla}_i v^i) + \mu \bar{\Delta} v^3 &= 0 , \end{aligned}$$

where $\mathbf{v} = (0, v^2(x^2, x^3), v^3(x^2, x^3))$ is the displacement field of the overlying body, the perturbed governing equations of the overlying body as

$$\begin{aligned} (\lambda + \mu) \partial^2 (\bar{\nabla}_i \delta v^i) + \mu \bar{\Delta} \delta v^2 &= 0 , \\ (\lambda + \mu) \partial^3 (\bar{\nabla}_i \delta v^i) + \mu \bar{\Delta} \delta v^3 &= 0 , \end{aligned}$$

where $\delta \mathbf{v} = (0, \delta v^2(x^2, x^3), \delta v^3(x^2, x^3))$ is a small perturbation of the displacement field of the overlying body, and the perturbed governing equations of the foundation as

$$\begin{aligned} (\bar{\lambda} + \bar{\mu})\partial^2 (\bar{\nabla}_i \delta u^i) + \bar{\mu}\bar{\Delta}\delta u^2 &= 0, \\ (\bar{\lambda} + \bar{\mu})\partial^3 (\bar{\nabla}_i \delta u^i) + \bar{\mu}\bar{\Delta}\delta u^3 &= 0, \end{aligned}$$

where $\delta \mathbf{u} = (0, \delta u^2(x^2, x^3), \delta u^3(x^2, x^3))$ is the perturbation of the displacement field of the foundation. Also, we can express the boundary conditions of the overlying body as

$$\begin{aligned} [(\lambda + 2\mu)\partial_2 v^2 + \lambda(\partial_3 v^3 + \bar{\Gamma}_{22}^2 v^2 + \bar{\Gamma}_{23}^2 v^3)]|_{\{\partial\omega_{T_0}^{\text{New}} \times [0, h]\}} &= \tau_0 \text{ (traction)}, \\ [(\lambda + 2\mu)\partial_2 v^2 + \lambda(\partial_3 v^3 + \bar{\Gamma}_{22}^2 v^2 + \bar{\Gamma}_{23}^2 v^3)]|_{\{\partial\omega_{T_{\text{max}}}^{\text{New}} \times [0, h]\}} &= \tau_{\text{max}} \text{ (traction)}, \\ [\lambda(\partial_2 v^2 + \bar{\Gamma}_{22}^2 v^2 + \bar{\Gamma}_{23}^2 v^3) + (\lambda + 2\mu)\partial_3 v^3]|_{\{(-\frac{1}{2}\pi, \frac{1}{2}\pi) \times \{h\}\}} &= 0 \text{ (zero-Robin)}, \\ [(\bar{\psi}_2)^2 \partial_3 v^2 + \partial_2 v^3]|_{\{\partial\omega^{\text{New}} \times [0, h]\} \cup \{(-\frac{1}{2}\pi, \frac{1}{2}\pi) \times \{h\}\}} &= 0 \text{ (zero-Robin)}, \end{aligned}$$

boundary conditions if the displacement fields as

$$\begin{aligned} [v^3 - u^3]|_{\omega^{\text{New}}} &= 0 \text{ (continuous radial displacement)}, \\ [T_3^3(\mathbf{v}) - T_3^3(\mathbf{u})]|_{\omega^{\text{New}}} &= 0 \text{ (continuous radial stress)}, \end{aligned}$$

and the boundary conditions of the perturbations as

$$\begin{aligned} \delta u^2|_{\partial\Omega_0^{\text{New}} \cup \partial\bar{\Omega}_f^{\text{New}}} &= 0, \\ \delta u^3|_{\partial\bar{\Omega}^{\text{New}}} &= 0, \\ \delta v^2|_{\{\partial\omega^{\text{New}} \times (0, h)\} \cup \{(-\frac{1}{2}\pi, \frac{1}{2}\pi) \times \{h\}\}} &= 0, \\ \delta v^3|_{\bar{\omega}^{\text{New}} \cup \{\partial\omega^{\text{New}} \times (0, h)\} \cup \{(-\frac{1}{2}\pi, \frac{1}{2}\pi) \times \{h\}\}} &= 0. \end{aligned}$$

Thus, the equations characterising the frictional coupling of the overlying body to the foundation can be expressed as:

If $\bar{\psi}_2|v^2 - u^2|_{\omega^{\text{New}}} \geq \epsilon$, then

$$\begin{aligned} [\mu(\bar{\psi}_2 \partial_3 v^2 + (\bar{\psi}_2)^{-1} \partial_2 v^3) + \nu_F \text{sign}(v^2 - u^2) T_3^3(\mathbf{v})]|_{\omega^{\text{New}}} &= 0, \\ [\bar{\mu}(\bar{\psi}_2 \partial_3 u^2 + (\bar{\psi}_2)^{-1} \partial_2 u^3) + \nu_F \text{sign}(v^2 - u^2) T_3^3(\mathbf{u})]|_{\omega^{\text{New}}} &= 0; \end{aligned}$$

If $\bar{\psi}_2|v^2 - u^2|_{\omega^{\text{New}}} < \epsilon$, then

$$\begin{aligned} & [\mu (\bar{\psi}_2 \partial_3 \delta v^2) + \nu_F \epsilon^{-1} \bar{\psi}_2 (v^2 - u^2) T_3^3(\delta \mathbf{v}) + \nu_F \epsilon^{-1} \bar{\psi}_2 (\delta v^2 - \delta u^2) T_3^3(\mathbf{v}) \\ & \quad + \mu (\bar{\psi}_2 \partial_3 v^2 + (\bar{\psi}_2)^{-1} \partial_2 v^3) + \nu_F \epsilon^{-1} \bar{\psi}_2 (v^2 - u^2) T_3^3(\mathbf{v})] |_{\omega^{\text{New}}} = 0, \\ & [\bar{\mu} (\bar{\psi}_2 \partial_3 \delta u^2) + \nu_F \epsilon^{-1} \bar{\psi}_2 (v^2 - u^2) T_3^3(\delta \mathbf{u}) + \nu_F \epsilon^{-1} \bar{\psi}_2 (\delta v^2 - \delta u^2) T_3^3(\mathbf{u}) \\ & \quad + \bar{\mu} (\bar{\psi}_2 \partial_3 u^2 + (\bar{\psi}_2)^{-1} \partial_2 u^3) + \nu_F \epsilon^{-1} \bar{\psi}_2 (v^2 - u^2) T_3^3(\mathbf{u})] |_{\omega^{\text{New}}} = 0, \end{aligned}$$

where

$$\begin{aligned} T_3^3(\mathbf{v}) &= \lambda (\partial_2 v^2 + \bar{\Gamma}_{22}^2 v^2 + \bar{\Gamma}_{23}^2 v^3) + (\lambda + 2\mu) \partial_3 v^3, \\ T_3^3(\mathbf{u}) &= \bar{\lambda} (\partial_2 u^2 + \bar{\Gamma}_{22}^2 u^2 + \bar{\Gamma}_{23}^2 u^3) + (\bar{\lambda} + 2\bar{\mu}) \partial_3 u^3. \end{aligned}$$

To conduct numerical experiments, we use the second-order accurate iterative-Jacobi finite-difference method with Newton's method for nonlinear systems (see chapter 10 of Burden *et al.* [24]). Also, as a result of the grid dependence in the overlying body, we must satisfy the condition $\psi_0 \Delta x^2 \leq \Delta x^3$, $\forall \psi_0 \in \{\bar{\psi}_2(x^2, x^3) \mid x^2 \in [-\frac{1}{2}\pi, \frac{1}{2}\pi] \text{ and } x^3 \in [0, h]\}$, where Δx^j is a small increment in x^j direction. For our purposes, we use $\Delta x^2 = \frac{1}{N-1}\pi$ and $\psi_0 = \bar{\psi}_2(\frac{1}{4}\pi, h)$, where $N = 250$.

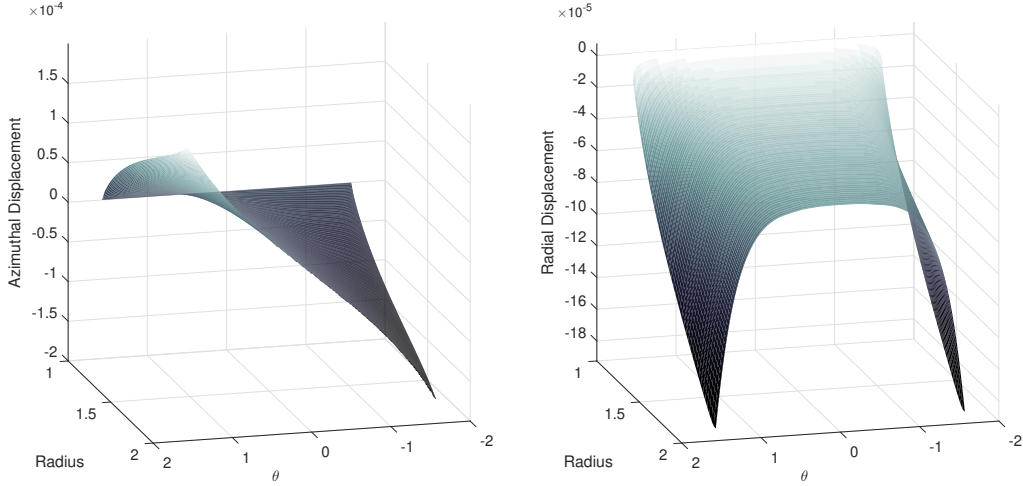


Figure 2: Displacement field of the foundation of the extended Kikuchi and Oden's model.

Figure 2 is calculated with the values $\tau_{\max} = 1$, $b = 2$, $h = \frac{1}{8}$, $E = 8000$, $\nu = \frac{1}{4}$, $\epsilon = 10^{-10}$, $\nu_F = 1$ and with a grid of 250×41 points, and it shows the

azimuthal (i.e. u^2) and the radial (i.e. u^3) displacements of the foundation. The maximum azimuthal displacements are observed at $(\theta =) x^2 = \pm\frac{1}{2}\pi$ with respective azimuthal displacements of $u^2 = \pm 1.70 \times 10^{-4}$. The maximum radial displacement is observed at $x^2 = \pm\frac{1}{2}\pi$ with a radial displacement of $u^3 = -1.85 \times 10^{-4}$. Also, in the interval $x^2 \in (-\frac{1}{2}\pi, \frac{1}{2}\pi)$, i.e. the entire contact region ω , we see that the overlying body is at limiting-equilibrium.

Our final goal in this section is to investigate how our shell model with friction predicts the displacement field of the foundation relative to the extended Kikuchi and Oden's model for the variables ν_F , $\delta\tau = \tau_{\max}/\tau_0$, $\delta b = b/a$, $\delta h = h/L$, $\delta E = E/\bar{E}$ and $\delta\nu = \nu/\bar{\nu}$. To calculate the relative error between the displacement field of the foundation predicted by each model, we present the following metric

$$\text{RelativeError}(u^i) = \frac{\left(\sum_{\{kl\}} \|u_{\text{shell}}^i(y_k^2, y_l^3) - u_{\text{Kikuchi}}^i(y_k^2, y_l^3)\|^2\right)^{\frac{1}{2}}}{\left(\sum_{\{kl\}} \|u_{\text{shell}}^i(y_k^2, y_l^3) + u_{\text{Kikuchi}}^i(y_k^2, y_l^3)\|^2\right)^{\frac{1}{2}}},$$

where $y_k^2 = -\frac{1}{2}\pi + k\Delta x^2$, $y_l^3 = -L + l\Delta x^2$, $1 \leq k \leq N$ and $1 \leq l < N$. Note that we assume the default values $\nu_F = 1$, $\delta\tau = 1$, $\delta b = 1$, $\delta h = \frac{1}{8}$, $\delta E = 8$ and $\delta\nu = 1$ and $\varepsilon = 10^{-10}$ throughout, unless it strictly says otherwise.

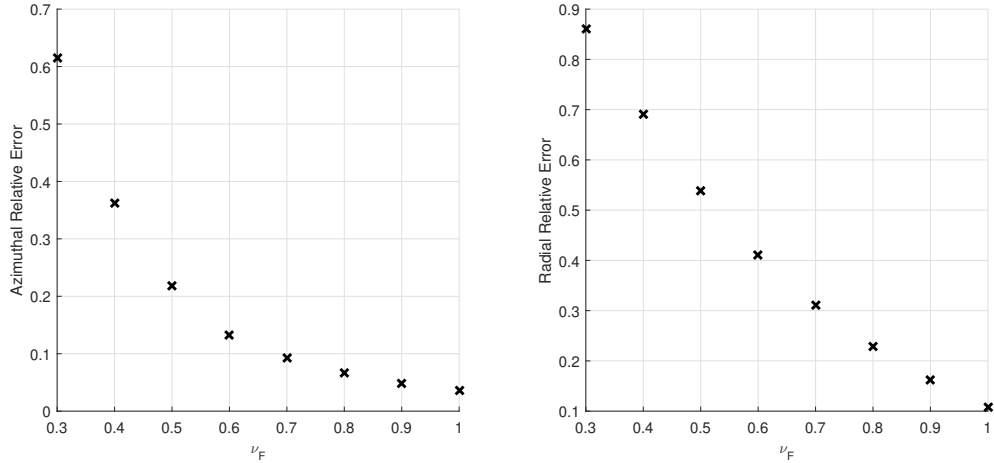


Figure 3: Relative error for ν_F .

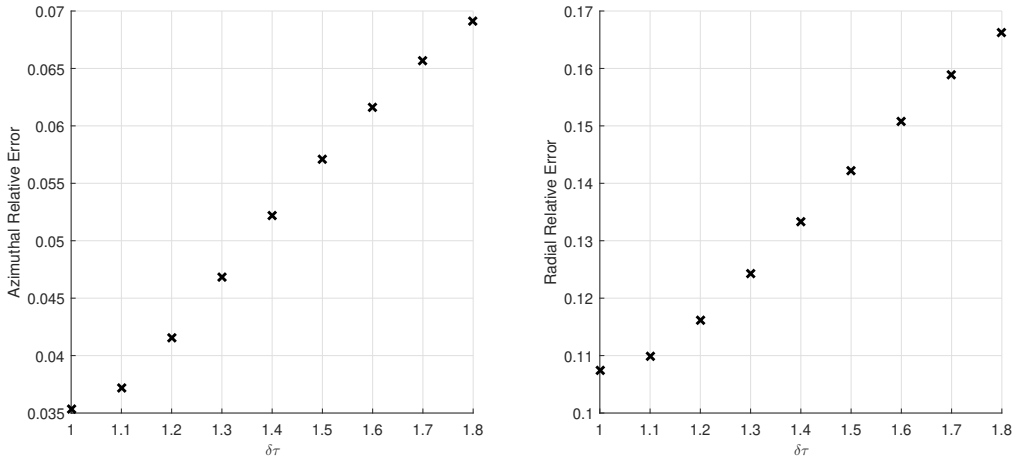


Figure 4: Relative error for $\delta\tau$.

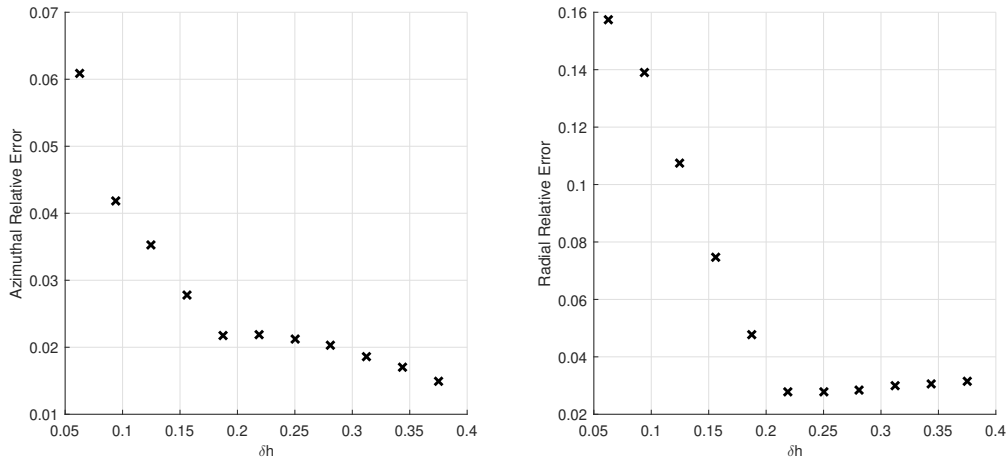


Figure 5: Relative error for δh .

Figure 3 shows that as the coefficient of friction at the contact surface, ν_F , increases, the relative error decreases, and this a significant reduction in the error. This implies that rougher the contact surface is, then closer our shell model with friction resembles the extended Kikuchi and Oden's model. This is an intuitive result as the coefficient of friction increases, both models resemble the bonded case, and in chapter 3 of Jayawardana [20], it is shown that the bonded shell model is a better approximation of the overlying body

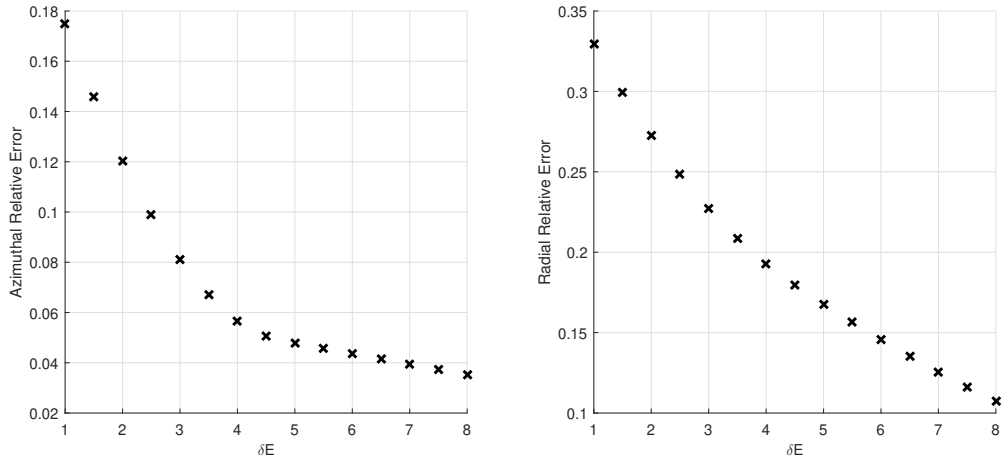


Figure 6: Relative error for δE .

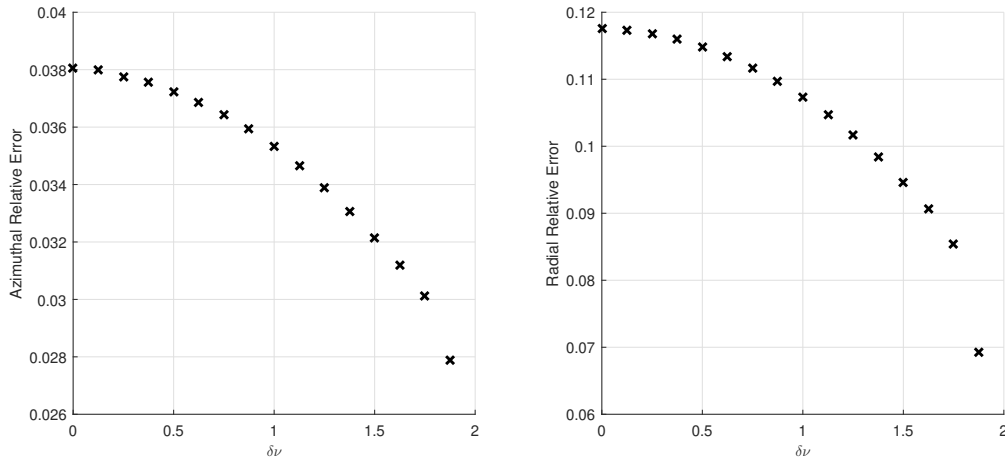


Figure 7: Relative error for $\delta \nu$.

with respect to an existing model in the literature.

Figure 4 shows that as the traction ratio, $\delta \tau$, increases, both azimuthal and radial relative errors also increases. This implies that limiting-equilibriums implied by each model can be different. We observed this effect in our earlier numerical modelling (compare the analysis of figure 1 and figure 2).

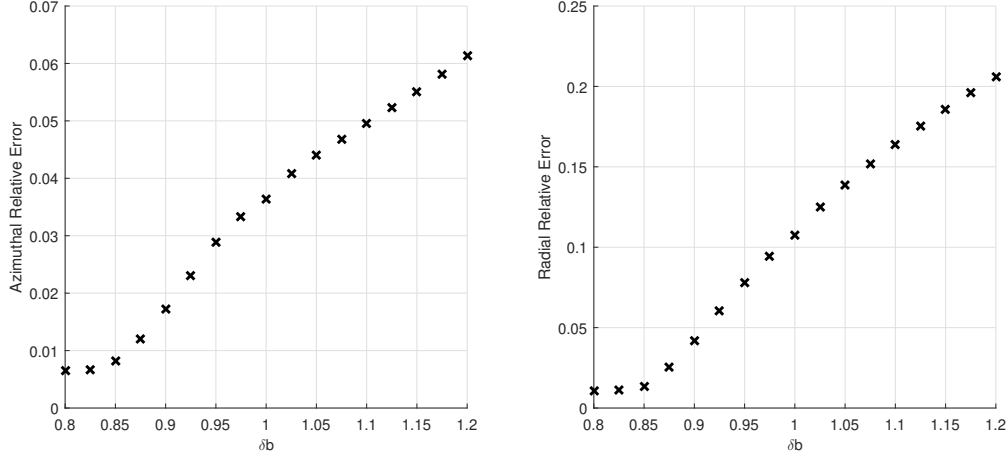


Figure 8: Relative error for δb .

Figure 5 shows that as the relative thicknesses of the shell, δh , decreases, both the azimuthal and the radial relative error increases. This is a contradictory result as we derived our displacement-based friction condition by considering Coulomb's law to remain valid the limit $\delta h \rightarrow 0$, and thus, we should expect a better agreement between the two models for smaller values of δh .

Figure 6 shows the that as the relative Young's modulus of the shell, δE , increases, the relative error decreases. If one assumes the shell is bonded to the elastic foundation, then this result seems to be consistent with the work of Aghalovyan [25].

Figure 7 shows that as the relative Poisson's ratio of the shell, $\delta \nu$, increases, the relative error decreases. This implies that as the shell becomes incompressible, both models would be in better agreement. However, unlike for Young's modulus case, one cannot indefinitely reduce the relative error by increasing Poisson's ratio as Poisson's ratio cannot neither attain nor exceed the value $\frac{1}{2}$.

Figure 8 shows that as the curvature of the contact region, δb , decreases, both azimuthal and radial relative error also decreases. This result is consistent with our derivation as our shell equation assumed to be valid for contact

regions with small (but non-negative) curvatures (see assertion 1). Note that δb may be interpreted as the curvature as the δb is correlated with the mean curvature (i.e. $H(x^2) = \frac{1}{2}ab(\varphi(x^2))^{-3}$) in the set $x^2 \in (-\frac{1}{2}\pi, \frac{1}{2}\pi)$.

4. Conclusions

In our analysis, we derived a model for a shell that is frictionally coupled to an elastic foundation. We used Kikuchi and Oden’s model [1] for Coulomb’s law of static friction to derive a displacement-based static-friction condition. By construction, this displacement-based friction condition is mathematically sound as we proved the existence and the uniqueness of solutions for our shell model with friction with the aid of the works of Kinderlehrer and Stampacchia [2], and section of 8.4.2 Evans [18]. Note that, as far as we are aware, this is the first derivation of a displacement-based friction condition, as only force or stress based friction conditions currently exist in the literature.

For numerical analysis, we extended Kikuchi and Oden’s model [1] for Coulomb’s law of static-friction to model a full two-body contact problem in curvilinear coordinates and the purpose of numerical analysis is to ascertain how the displacement field of the foundation behaves when the overlying body is modelled with our shell model with friction relative to when the overlying body is modelled with extended Kikuchi and Oden’s model. The results indicate that, if the shell has a relatively high Young’s modulus (i.e. stiff) or has a relatively high Poisson’s ratio (i.e. close to incompressible), and the contact region has a very high coefficient of friction or less curved, then the displacement field of the foundation predicted by both models be in better agreement. We also observed that both model are in better agreement for thicker shells, which is a contradictory result as it is inconstant with the derivation of our models. At this time, it is unclear the inaccuracy is being introduced by our shell model with friction or extended Kikuchi and Oden’s model, or both.

From our numerical analysis, the greatest reduction in the error is observed for higher coefficients of friction, i.e. as the coefficient of friction increases, the bodies behaves as if they are bonded, and thus, the greater agreement between the solutions of the extended Kikuchi and Oden’s model and our shell model with friction. This is an expected result as our initially

derived overlying shell model is derived to approximate bonded thin bodies on elastic foundations, and the efficacy of this model is numerically demonstrated in sections 3.5 and 3.6 of Jayawardana [20]. The second greatest reduction in the error is observed for higher Young's moduli of the shell. This is also an expected result as it seems to be consistent with the asymptotic analysis of Aghalovyan [25] on shells (given that the shell is bonded to the elastic foundation).

To ascertain the physical validity of our shell model with friction, we conducted human trials to measure the frictional interactions that fabrics have on soft-tissue of human subjects (10 subjects in the first trial and 8 subjects in the second trial, see Jayawardana *et al.* [26] or chapter 6 Jayawardana [20]). We discover that there exists a positive correlation: (i) between the displacement of soft-tissue and the volume of soft-tissue; and (ii) between the applied tension to the fabric and the volume of soft-tissue. Also, there exists a negative correlation: (iii) between the displacement of the soft-tissue and the Young's modulus of soft-tissue; and (iv) the applied tension to the fabric and the Young's modulus of soft-tissue. Further numerical modellings of our shell model with friction (where now the shell is approximated with a shell-membrane), we were able to predict the correlations-(i) to (iii). However, our numerical modelling could not predict correlation-(iv).

As a closing remark we remind the reader that the physical validity of each model is still an open question as there exist no definitive friction model that we can compare our results against, and at no point we claim our models depict how friction behaves in real life.

References

- [1] N. Kikuchi, J. Oden, Contact Problems in Elasticity: A Study of Variational Inequalities and Finite Element Methods, Studies in Applied Mathematics, Society for Industrial and Applied Mathematics, 1988.
- [2] D. Kinderlehrer, G. Stampacchia, An introduction to variational inequalities and their applications, volume 31, Siam, 1980.
- [3] F. P. Bowden, D. Tabor, The friction and lubrication of solids, volume 2, Wiley Online Library, 1964.

- [4] S. K. Clark, Mechanics of pneumatic tires, US Department of Transportation, National Highway Traffic Safety Administration, 1981.
- [5] D. J. Cottenden, A. M. Cottenden, An analytical model of the motion of a conformable sheet over a general convex surface in the presence of frictional coupling, The Quarterly Journal of Mechanics and Applied Mathematics (2009) hbp012.
- [6] W. F. Bergfeld, J. S. Taylor, Trauma, sports, and the skin, American journal of industrial medicine 8 (1985) 403–413.
- [7] J. Asserin, H. Zahouani, P. Humbert, V. Couturaud, D. Mougins, Measurement of the friction coefficient of the human skin in vivo: quantification of the cutaneous smoothness, Colloids and surfaces B: Biointerfaces 19 (2000) 1–12.
- [8] F. Levit, Jogger’s nipples., The New England journal of medicine 297 (1977) 1127.
- [9] D. S. Wilkinson, Dermatitis from repeated trauma to the skin, American journal of industrial medicine 8 (1985) 307–317.
- [10] J. Maklebust, M. Sieggreen, Pressure ulcers: Guidelines for prevention and management, Lippincott Williams & Wilkins, 2001.
- [11] A. B. Shank, The aetiology of juvenile plantar dermatosis, British Journal of Dermatology 100 (1979) 641–648.
- [12] R. M. Overney, Introduction to tribology – friction, <http://depts.washington.edu/nanolab/ChemE554/Summaries%20ChemE%20554/Introduction%20Tribology.htm>, 2007.
- [13] D. Quadling, Mechanics 1, Cambridge Advanced Level Mathematics, Cambridge University Press, 2004.
- [14] K. L. Johnson, K. L. Johnson, Contact mechanics, Cambridge university press, 1987.
- [15] P. G. Ciarlet, An introduction to differential geometry with applications to elasticity, Journal of Elasticity 78 (2005) 1–215.

- [16] D. Y. Gao, Finite deformation beam models and triality theory in dynamical post-buckling analysis, *International journal of non-linear mechanics* 35 (2000) 103–131.
- [17] D. Kay, *Schaum's Outline of Tensor Calculus*, McGraw Hill Professional, 1988.
- [18] L. C. Evans, *Partial Differential Equations*, Graduate studies in mathematics, American Mathematical Society, 2010.
- [19] R. A. Adams, J. J. F. Fournier, *Sobolev spaces*, volume 140, Academic press, 2003.
- [20] K. Jayawardana, *Mathematical Theory of Shells on Elastic Foundations: An Analysis of Boundary Forms, Constraints, and Applications to Friction and Skin Abrasion*, Ph.D. thesis, UCL (University College London), 2016.
- [21] P. Howell, G. Kozyreff, J. Ockendon, *Applied solid mechanics*, 43, Cambridge University Press, 2009.
- [22] R. L. Schilling, *Measures, integrals and martingales*, volume 13, Cambridge University Press, 2005.
- [23] P. Moon, D. E. Spencer, *Field theory handbook: including coordinate systems, differential equations and their solutions*, Springer, 2012.
- [24] R. Burden, J. Faires, A. Burden, *Numerical analysis*, Nelson Education, 2015.
- [25] L. Aghalovyan, D. Prikazchikov, *Asymptotic theory of anisotropic plates and shells*, World Scientific, 2015.
- [26] K. Jayawardana, N. C. Ovensden, A. Cottenden, Quantifying the frictional forces between skin and nonwoven fabrics, *Frontiers in Physiology* 8 (2017).