

NetworkDynamics.jl - Composing and simulating complex networks in Julia

Michael Lindner,^{1,2, a)} Lucas Lincoln,^{1,3} Fenja Drauschke,^{1,2} Julia M. Koulen,^{1,2} Hans Würfel,^{1,4} Anton Plietzsch,^{1,4} and Frank Hellmann^{1, b)}

¹⁾ *Potsdam Institute for Climate Impact Research, Telegrafenberg A31, 14473 Potsdam, Germany*

²⁾ *Institute of Theoretical Physics, Technische Universität Berlin, Hardenbergstr. 36, D-10623 Berlin, Germany*

³⁾ *Chair of Control Systems and Network Control Technology, Brandenburgische Technische Universität, Cottbus-Senftenberg, Germany*

⁴⁾ *Department of Physics, Humboldt-Universität zu Berlin, Newtonstr. 15, 12489 Berlin, Germany*

(Dated: 16 May 2022)

NetworkDynamics.jl is an easy-to-use and computationally efficient package for working with heterogeneous dynamical systems on complex networks, written in Julia, a high-level, high-performance, dynamic programming language. By combining state of the art solver algorithms from DifferentialEquations.jl with efficient data structures, NetworkDynamics.jl achieves top performance while supporting advanced features like events, algebraic constraints, time-delays, noise terms and automatic differentiation.

I. INTRODUCTION

The last decades have seen an ever growing need for deeply understanding dynamical systems on complex networks, with applications ranging from power grids¹ to neuroscience^{2,3} and epidemic spreading⁴. These systems are characterized by local components interacting with each other depending on their connection in an associated network. Examples include consumers and producers of energy that are connected via power transmission lines, neurons interacting via synapses and people transmitting diseases to new populations by traveling from city to city.

Usually such systems are high-dimensional consisting of hundreds or thousands of components. In the simplest case the dynamical laws describing the components are identical across the network, but often that is not the case and the local systems are heterogeneous with respect to their parametrization or their governing laws. The complexity of the overall system arises from the irregular coupling structure between the subsystems. The networks that represent this structure are neither regular like a grid nor completely random. It has repeatedly been observed that small changes in the network topology may have large impacts on the dynamical properties of the coupled system^{5,6}.

Just as in common complex systems the dynamics on network components may be modeled by discrete maps or differential equations. In the following we will focus on models consisting of ordinary differential equations (ODEs) and variations thereof introducing additional algebraic constraints, stochasticity, time-delays or events and will use the broader term of dynamical systems on networks to refer to such ODE-based models.

Methods for analytical and conceptual insight into dynamical systems on networks are well established within

the research community and include master stability functions^{7,8}, linear stability theory, basin stability⁹, bifurcation analysis¹⁰ and linear response theory^{11,12}. Many of which have been developed for general dynamical systems and then successfully extended to the case of networked systems.

However, the high complexity of coupled dynamical systems limits the insight that can be gained from purely analytical approaches and hence high-quality numerical simulations are needed. The structure of the problem leads to several difficulties that a simulation has to deal with: coupled dynamical systems are usually defined on a high-dimensional phase space, often the asymptotic properties of the system are of interest leading to a need for long integration times, subsystems may be stiff or contain algebraic constraints, interactions may introduce a time delay or the system might be subject to noise. Usually numerical experiments have to be repeated over a wide range of initial conditions and parametrizations and hence simulations have to be fast and reliable. All of these challenges have well established algorithmic solutions, however these often require expert knowledge of computational methods and compiled programming languages and are usually not easily accessible to non-specialists users. However, lack of these methods, and more generally of high-performance code, imposes harsh restrictions on the size and complexity of systems that can be studied and thereby limits the scientific imagination and productivity.

A number of packages have emerged in recent years that try to enable network scientists to study more computationally intensive systems and observables, while spending less time and effort on implementing their models from scratch or adapting poorly maintained legacy code. Their common characteristic is that they offer a simplified user interface in a scripting language (Python) while relying on compiled languages as efficient computational backends (C, C++, Fortran)^{13–15}. This design typically limits the interoperability with other scientific

^{a)} michaelindner@pik-potsdam.de

^{b)} hellman@pik-potsdam.de

software as coupling has to happen at the slow scripting level, as well as preventing users from flexibly extending the libraries in the language that they are working in. With similar goals of facilitating network science in mind we developed the package `NetworkDynamics.jl` in order to leverage the potential of the Julia¹⁶ ecosystem for network science while avoiding the drawbacks of two language implementations.

Julia is a new high-level, high-performance, dynamic programming language specifically tailored towards numerical computing. It is easy to write, yet is just-in-time (JiT) compiled to efficient machine code and thereby solves the two language problem, that says one must prototype in one language and then rewrite in another language for speed or deployment¹⁶. With the excelling library `DifferentialEquations.jl`¹⁷ it includes a state-of-the-art suite of differential equation solvers offering a unified user interface for solving and analyzing differential equations while not sacrificing features or performance. Among the types of problems that can be handled by this library are stochastic differential equations (SDEs), delay differential equations (DDEs), differential algebraic equations (DAEs), stiff equations, DEs with events, all of those combined and many more.

While it is easy to write simple networked systems in pure Julia, optimizing the system's runtime or specifying more complicated dynamics involving heterogeneties can be tricky. Here `NetworkDynamics.jl` comes into play with a convenient interface for the user to define local dynamics on network components on a higher level of abstraction. The package uses custom-build graph data structures tailored to dynamical problems in order to construct an optimized, allocation-free Julia function that can efficiently be solved with `DifferentialEquations.jl`. Since composability with other packages from the Julia ecosystem is a key design principle of `NetworkDynamics.jl` many exciting combinations are possible. To name just a few: Julias graph library `LightGraphs.jl`¹⁸ can be used to construct the input topology, `Plots.jl`¹⁹ is able to reuse information on dynamical variables to automatically derive labels and since the data structures provided by `NetworkDynamics.jl` and most of the solvers from `DifferentialEquations.jl` are compatible with automatic differentiation efficient gradients of observables with respect to input parameters can be obtained. In combination with the `DiffEqFlux.jl`²⁰ library this enables not only the use of nonlinear optimizers on the coupled system, but also the integration and training of artificial neural networks as replacement for unknown node or edge dynamics in spirit of universal differential equations²¹.

The unique composability of different packages in the Julia open-source ecosystem enables `NetworkDynamics.jl` to not only be more feature complete than existing packages in other languages but also faster. In a benchmark problem involving long-run simulation of a network of Kuramoto oscillators the package is shown to outperform existing software.

This paper is structured as follow: Section II explains

the design principles that guided the development as well as the general workflow and software structure of the package, Section III introduces a paradigmatic example system of Kuramoto oscillators and shows how to solve it in pure Julia, Section IV guides through an implementation of the same system using `NetworkDynamics.jl` and several relevant generalization of it introducing heterogeneous nodes, algebraic constraints, time delays and events. In Section V existing software is reviewed and in a comparison `NetworkDynamics.jl` is shown to significantly improve computation time of a relevant benchmark problem.

The papers is based on version 0.5.0 of `NetworkDynamics.jl` which is available as pre-release on github. While slight difference to previous version exists most core concepts and performance characteristics have been established since version 0.2.

II. IMPLEMENTATION STRATEGY AND SOFTWARE STRUCTURE

`NetworkDynamics.jl` is designed to simulate dynamical systems consisting of coupled subsystems (sometimes referred to as *components*) on a graph structure. We assume that all subsystems are either nodes (connected to an arbitrary number of edges) or edges (connected to exactly two nodes). Edges transmit interactions between their connected nodes and may be given as algebraic functions of node states or as differential equations with their own dynamic states. Understood in this sense a graph does not directly connect nodes to each other, but instead connects nodes to edges, and edges to nodes. This abstraction, which is a core concept used by `NetworkDynamics.jl`, provides ample flexibility to represent a wide variety of system types, while presenting a pragmatic abstraction.

It allows us to reduce the computation of the coupled dynamics to two core loops that iterate first over all edge components and then over all node components. If desired, these loops are almost trivially parallelizable.

The central constructor of `NetworkDynamics.jl` is the aptly named function `network_dynamics` that receives functions for the vertex and edge subsystems as well as a graph as inputs and returns an optimized `DEFunction` representing the coupled dynamical system. The graph has to be specified as a `LightGraphs.jl` object, a package which provides efficient implementations of general graph data structures and algorithms.

A typical workflow is as follow:

1. The user specifies Julia functions for nodes and edges. These functions have to accept a fixed set of arguments corresponding to the internal state, its derivative, time and other parameters and to a set of edges for vertex functions, respectively to the source and destination vertex for edge functions. Additionally, they have to mutate their derivative

and return nothing. By restricting the class of valid functions for network components, some common mistakes leading to inefficient code are incompatible by design. Additionally the user specifies a graph in `LightGraphs.jl`.

2. `NetworkDynamics.jl` extracts information on the connectivity structure of the graph and pre-allocates appropriately typed caches for the vertex and edge variables. It constructs two core loops in which first the values on the edges are computed and then passed to the vertex functions. Computation of these loops is specialized towards the types of vertex and edge functions and is easily parallelizable with the corresponding keyword argument. Then the optimized `DEFunction` representing the dynamical system is returned.
3. The user specifies additional parameters for the function call and chooses an initial condition, an integration time span and an appropriate solver algorithm. The choice of solver may be automated with `DifferentialEquations.jl`.

`NetworkDynamics.jl` was initially developed with simulations of power systems in mind. It is the backbone of `PowerDynamics.jl`^{22,23}, an open-source framework for dynamic power grid modeling and analysis, which has been shown to be computationally more efficient than its proprietary competitors `PowerFactory` and `MATLAB Simulink`²⁴. The fundamental requirement for simulating power systems is the capability of simulating large heterogeneous dynamical systems with algebraic constraints. Due to its computational efficiency and comparably simple syntax Julia was a natural choice. Additionally, `DifferentialEquations.jl` comes with solvers for DDEs and SDEs as well as functionalities for event handling that allow the implementation of models with delayed control schemes⁸, renewable fluctuations^{25,26} and dynamic cascading failures²⁷.

A. Available component function types

`NetworkDynamics.jl` requires the user to specify which type of equation defines a network component. For edges those are:

- **StaticEdge**. An edge with internal states `e` that depend only on the states of the connected vertices and known parameters.
- **StaticDelayEdge**. Like a **StaticEdge** but may depend on past states of the vertices as well, used for networks with time delays (DDEs).
- **ODEEdge**. The evolution of the internal states `e` is given by their time derivatives `de`. If there are additional algebraic constraints a `mass_matrix` may be specified.

And similarly for nodes:

- **StaticVertex**. A node whose states depend only on the incoming links and known parameters. Will be transformed into an algebraic constraint in mass matrix form for the coupled differential equation.
- **ODEVertex**. The evolution of the internal states `v` is specified via their time derivatives `dv`. If there are additional algebraic constraints, a `mass_matrix` may be specified.
- **DDEVertex**. Like an **ODEVertex** but the derivatives may be given by delay differential equations involving past states of the internal variables.

All of these function require different calling signatures suited to the type of component they specify, e.g. a **StaticVertex** is called as `vertex_function!(v, edges, p, t)` with the arguments corresponding to the internal state vector, the (incoming) edges, additional parameters and time. On the other hand an **ODEVertex** requires the signature `(dv, v, edges, p, t)` with the additional argument corresponding to the derivative of the internal states. For details regarding other component types have a look at our online documentation.

The central loop of the returned `DEFunction` first iterates through all edge functions and then all node functions of the network. In doing so it assumes that all edge, resp. node functions accept the same calling signature. As we have seen above, in heterogeneous systems the user may specify components with differing calling conventions. Therefore the current version of `NetworkDynamics.jl` implements promotion rules that will internally convert e.g. a user-specified **StaticVertex** to an **ODEVertex** with mass matrix, or a **StaticEdge** to a **StaticDelayEdge** if delays are specified at one edge. Julia's multiple-dispatch system allows to conveniently hide these internals from the user under the hood of the high-level function `network_dynamics` which accepts a list of `VertexFunctions` and a list of `EdgeFunctions`, regardless of their concrete type.

B. Internal cache design

To ensure efficient computations `NetworkDynamics.jl` pre-computes and pre-allocates as much as possible when constructing the `DEFunction`. To this end several internal data structures were defined.

GraphStruct stores all relevant static information from the network setup, including dimensions of component systems, connectivity structure, and various sets of indices into the array of dynamic variables. For every vertex these indices include information on its (incoming) edges, the dimensions of these edges, and their offsets in the internal cache array. Similar indices are stored for every edge regarding the connected nodes. **GraphStruct** objects are used to initialize **GraphData** objects.

GraphDataBuffer is a mutable type storing the linearized arrays of vertex and edge variables. They get updated with the dynamic variables handled by the solver of the differential equation and with the internal variables computed by **NetworkDynamics.jl**.

VertexData and **EdgeData** are custom-build views that index into a subset of **GraphDataBuffer**. They opt-in into Julia's fast broadcasting system and are compatible with automatic differentiation.

GraphData stores arrays of **EdgeData** and **VertexData** constructed with the various sets of indices contained in **GraphStruct**. This layered construction ensures that later computations can be carried out efficiently without allocating more memory on the heap, in essence providing pre-allocated views into the linearized array²⁸. Various accessor functions are provided, e.g. to get a list of (incoming) edges of vertex i .

C. Convenience functions

Several helper function and keyword arguments are provided that allow easier setup and handling of simulations.

- **find_fixpoint** and **find_valid_ic** provide wrappers to **NLSolve.jl** and can be used to find the fix-point of asymptotically stable systems or to find a valid initial condition for a system with algebraic constraints (in mass matrix form).
- **network_dynamics** may be called with the keyword **parallel = true** in order to enable computation of the central loop on multiple threads.
- **coupling_sum!(dx, edges)** can be used for in-place adding the contribution of the (incoming) edges to a vertex variable.
- When constructing a component function the user may specify symbols for the internal variables. The function **syms_containing** can be used to obtain all composite symbols containing a particular and the function **idx_containing** to obtain all indices corresponding to that symbol, e.g. to extract them from the solution object for plotting. An example is shown below.
- The package uses multiple dispatch to provide a simple interface to the user. **network_dynamics** can be called either with a single vertex, respectively edge function, or with an arrays of such functions and will return **DEFunctions** describing homogeneous, respectively heterogeneous systems. Depending on the data type of the graph input, this function will be optimized for directed or undirected graphs
- To allow for different way to specify parameters, that **ODEFunction** will behave differently depend-

ing on the type of parameters it is called with: Single numbers or Arrays will be *globally* visible to every component function. When called with a tuple of parameters (**vertexp**, **edgep**) the first element will be accessible by vertices and the second by edges only. Similarly, if **vertexp** respectively **edgep** is a number it will be passed to all vertices or edges and if it is an Array its i -th element will be passed only to the i -th vertex or edge.

- **EdgeFunction** comes with the optional keyword argument **coupling** to allow the user to give a hint if the function is directed, undirect, symmetric or antisymmetric in order to trigger suitable optimizations. A **fiducial** coupling option for expert users exists as well.

D. A note on edges and coupling functions

A common way of describing a coupled dynamical system is

$$\dot{x}_i = f_i(x_i) + \sum_{j=1}^N A_{ji} c_{ji}(x_j, x_i), \quad (1)$$

where x_i is the vector of variables at node i , f_i is a function describing their evolution, A is the adjacency matrix of the network and c_{ji} describes the coupling of node j to node i . We sometimes refer to the first argument of a coupling function as its *source* and to the second as its *destination*. Recall that A_{ji} is 1 if the node j is connected to node i and 0 else. Of course this is only the simplest case of a coupled dynamical system and more complicated version, involving time-dependency, edge variables, noise or delay terms may be written in a similar fashion. For simplicity we will stick with this notation in this section.

Our ambition is that without compromising on performance writing code for **NetworkDynamics.jl** should feel to a user as if she was writing mathematical equations like Eq. 1. This poses several challenges.

In Eq. 1 the adjacency matrix determines if an edge exists. This equation is equally valid for directed as well as for undirected graphs. **NetworkDynamics.jl** interfaces with the graph library **LightGraphs.jl** that provides the data types **SimpleDiGraph** and **SimpleGraph** for those cases. However, directed and undirected graphs differ in some intricate ways. This becomes obvious when asking, *How many edges does a graph have?*

Surprisingly, the answer to this simple question differs depending on the graph type. The number of edges M of a directed graph is given by the sum of the non-zero entries of its adjacency matrix. For an undirected graph however, M equals that sum divided by two (assuming the graph does not contain self-loops). Indeed it makes a lot of sense to regard every edge in an undirected graph

as a single edge instead of as two directed edges pointing in opposite directions. For networked dynamical systems a common and very reasonable, though rarely explicitly stated assumption is then that the coupling function is undirected as well, that is if $A_{ji} = A_{ij}$ then $c_{ji} = c_{ij}$. Or to paraphrase: i couples to j through the same function as j couples to i .

For simulating such a system in a computer program a correspondence between edges and coupling functions has to be established. In the simplest case the coupling is *homogeneous* across every edge of the network and the indices may be dropped, i.e. $c_{ij} = c$. If the coupling functions differ, we found the complexity of the implementation to be lowest if for every edge exactly one coupling function is specified (which may nevertheless occur repeatedly). Even though it may seem like a technical detail, identifying c_{ji} with c_{ij} makes sure that such a correspondence exists for undirected graphs.

Note however, that $c_{ji} = c_{ij}$ does not imply $c_{ji}(x_j, x_i) = c_{ji}(x_i, x_j)$, meaning the coupling function does not have to be symmetric with respect to its arguments and in most cases is not. In consequence every coupling function in an undirected graph has to be called twice, once with x_i as its first and x_j as its second argument, and once the other way round. Even though calling this function twice may seem to contradict our previous point about having exactly one coupling function per edge, is in fact a consequence of the modeling approach. In a dynamical system on an undirected graph the coupling function usually models a physical law holding between two nodes. While the interaction between nodes is fully described by the same law, the effect felt by each node may be different. This becomes apparent when thinking about a fluid flowing through a network of pipes and containers: The fluid flows *out* of one container and *into* another, affecting the respective concentrations in the containers in opposite ways. Directed graphs on the other hand, usually model asymmetric relationships, i.e. the effect of an interaction is only felt by the destination vertex. In this case the direction of the coupling function is aligned with the direction of the edge and is called only once.

NetworkDynamics.jl deals with these fundamental differences between by dispatching on the data types `SimpleDiGraph` and `SimpleGraph` and treating each case separately. This allows for the user to write her equations in an intuitive way without having to worry about order of arguments or numbers of function calls.

Internally, for directed graphs, every edge function is called exactly once with their arguments in the natural order. On undirected graphs a so-called *fiducial orientation* is chosen for every edge, determining which of its connected vertices will be regarded as the first and which as the second argument of the coupling function. Even though we use the terms *fiducial destination* and *source* those should not be confused with the destination and source of a material flow. Those can not be known a priori since the direction of the material flow is a conse-

quence of a concrete coupling function. The fiducial orientation on the other hand is an arbitrary choice. In the next step, the internal dimension of every undirected edge is doubled and the coupling function is called twice, once from fiducial source to destination and once the other way round. Our data structures keep track of the fiducial orientation and resolve it by only indexing into the relevant subset of internal edge states before these states get passed on to the user-defined vertex functions. In the end, every vertex sees only its incoming edges (for directed graphs), respectively the edges for which it is the fiducial destination (for undirected graphs).

A decisive advantage of this design is that it enables optimizations for undirected networks with symmetric or anti-symmetric coupling functions, since then the function does not have to be called twice. Instead the value of the first computation can be redirected to the source as well as the destination vertex of the corresponding edge, potentially multiplied with -1 . An important example is $c(x_j, x_i) = \sin(x_j - x_i) = -\sin(x_i - x_j) = -c(x_i, x_j)$. In order to profit from this optimization a user has to pass the keyword `coupling = :antisymmetric` when constructing the `EdgeFunction`.

III. SIMULATING DYNAMICS ON NETWORKS IN JULIA

An ubiquitous model of synchronization dynamics on complex network is the Kuramoto model^{29–31}. It has been applied to power grids³², neurodynamics³³, chemical oscillators³⁰ and many more. The system is described by the following set of coupled ODEs.

$$\dot{\theta}_i = \omega_i + \sigma \sum_{i=1}^N A_{ji} \sin(\theta_j - \theta_i) \quad (2)$$

Where θ_i is the phase angle of the i -th oscillator, ω_i is its internal frequency, σ the coupling strength and the adjacency matrix of the network A_{ji} is 1 if the oscillators j is connected to oscillator i and 0 else.

Such a system may be efficiently simulated in just a few lines of Julia code:

```

1 using LightGraphs, OrdinaryDiffEq
2
3 N = 10
4 g = watts_strogatz(N, 2, 0.)
5 const B = incidence_matrix(g, oriented=true)
6 const B_t = transpose(B)
7
8 function kuramoto_network!(dθ, θ, ω, t)
9     dθ .= ω .- 5 .* (B * sin.(B_t * θ))
10    return nothing
11 end
12
13 ω = (collect(1:N) .- sum(1:N) / N) / N
```



```

14 x0 = (collect(1:N) .- sum(1:N) / N) / N
15 tspan = (0., 4.)
16 prob = ODEProblem(kuramoto_network!, x0,
    ↪ tspan, ω)
17
18 sol = solve(prob, Tsit5())

```

In line 1 the packages `LightGraphs` for constructing a random graph and `OrdinaryDiffEq` for solving the ODE are imported, then the number of vertices in the graph N is defined and in line 4 a Watts-Strogatz random graph³⁴ is initialized. Since the average degree is chosen to be 2 and the rewiring probability 0 this amounts to a simple ring topology.

In the function at line 8 the oriented incidence matrix B of the graph g is used to efficiently compute the coupling term via sparse matrix multiplication. Note however, that this simple representation of the systems dynamics is only valid if the underlying graph g is undirected. The incidence matrix B is a $N \times M$ matrix where M is the number of edges and $B_{ij} = 1$ if node i is the destination of edge j , 1 if it is the source of edge j , and 0 else. We choose as coupling strength $\sigma = 5$. The exclamation mark `!` in the function name is a Julia convention denoting functions that change ("mutate") one of their arguments and return `nothing`. The dot `.` is the broadcasting operator and is appended to an operator or a function in order to apply it to every element of an array.

In the following lines the internal frequencies of each oscillator are specified as a parameter array ω , and then the initial condition x_0 and the time span of interest is defined. Finally, everything is assembled into an `ODEProblem` and solved with `Tsit5()` an efficient, adaptive, explicit Runge-Kutta method of order 5/4.

IV. GETTING STARTED WITH NETWORK DYNAMICS

The same system may be simulated by constructing the `ODEFunction` with `NetworkDynamics.jl`.

To do that, first define generic Julia functions for nodes and edges. These functions have to accept a specific set of arguments required by `NetworkDynamics.jl` convention.

```

19 function kuramoto_edge!(e, θ_s, θ_d, σ, t)
20     e .= σ .* sin.(θ_s .- θ_d)
21 end
22 function kuramoto_vertex!(dθ, θ, edges, ω, t)
23     dθ .= ω
24     for edge in edges
25         dθ[1] += edge[1]
26     end
27 end

```

θ_s and θ_d denote the internal variables of vertices which are the source, respectively the destination of an edge, while `edges` denotes the arrays of (incoming) edges

of a given vertex. Those arguments are always required regardless if the underlying graph is directed or undirected. For undirected graphs the notions of *source* and *destination* do not refer to the direction of edges in the actual graph (which are, well, undirected) but to the direction of the coupling function.

Since generic Julia functions are allowed at network components it is necessary to supply additional information on the type of equation and the number of internal variables at a component, cf. Section II A. To provide this information the user-specified functions are wrapped into `ODEVertex` and `StaticEdge` types respectively. Additionally, we specify a symbol for the vertex variables that can later be used for convenient plotting. Finally, the component functions are passed together with the graph g to the function `network_dynamics` which returns an optimized function `nd!` representing the coupled ODE.

```

28 using NetworkDynamics
29
30 vertex! = ODEVertex(f! = kuramoto_vertex!,
    ↪ dim = 1, sym=:θ)
31 edge! = StaticEdge(f! = kuramoto_edge!,
    ↪ dim = 1)
32 nd! = network_dynamics(vertex!, edge!, g)

```

Once the coupled `ODEFunction` has been constructed everything else works as above.

```

33 vertexp = ω
34 edgep = 1.
35 p = (vertexp, edgep)
36
37 nd_prob = ODEProblem(nd!, x0, tspan, p)
38 nd_sol = solve(nd_prob, Tsit5())

```

Note that here the tuple syntax for the parameters is used, cf. Section II C.

The results of the simulation can be plotted straightforwardly with another neatly combineable library. `Plots.jl` produces Fig. 1 as output when called on the solution object. Note that the line labels are automatically derived from the symbol specified in the `ODEVertex` function.

```

39 using Plots
40
41 plot(nd_sol, ylabel="θ")

```

A. Heterogeneous dynamics

`NetworkDynamics.jl` was build for modeling heterogeneous system, so lets introduce some new node types. Two paradigmatic modifications of the Kuramoto model are the Kuramoto model with inertia (also know as "second order Kuramoto") and static nodes. The second order model consists of two internal variables leading to

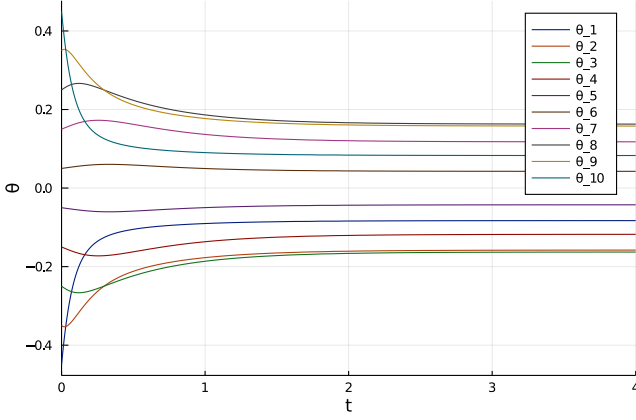


FIG. 1. Kuramoto system with heterogeneous parameters.

more complicated (and for many applications more realistic) local dynamics. A static node on the other hand has no internal dynamics and instead fixes its local variable at a constant value via an algebraic equation.

```

42 function kuramoto_inertia!(dv,v,edges,p,t)
43     dv[1] = v[2]
44     dv[2] = p - v[2]
45     for edge in edges
46         dv[2] += edge[1]
47     end
48 end
49
50 inertia! = ODEVertex(f! = kuramoto_inertia!,
51     ↪ dim = 2, sym= [:θ, :ω])
52
53 static! = StaticVertex(
54     f! = (θ, edges, c, t) -> θ .= c,
55     dim = 1, sym = [:θ])

```

Since the node functions are no longer homogeneous across the network and may have a different number of local variables we have to change the coupling function slightly. Instead of using the broadcasting operator `.` and applying the coupling term to every vertex variable, from here on only the first variable of each vertex system corresponding to the oscillator angle will be taken into account. This is reflected by changing the names of the second and third argument to `v_s`, `v_d` in order to denote arrays of internal vertex variables.

```

55 function kuramoto_edge!(e, v_s, v_d, σ, t)
56     e[1] = σ * sin(v_s[1] - v_d[1])
57 end

```

The heterogeneous `VertexFunction` have to be stored in an array of length N , whose indices correspond to the indices of the nodes in the network.

```

58 v_arr = Array{VertexFunction}()
59 [vertex! for v in vertices(g)]

```

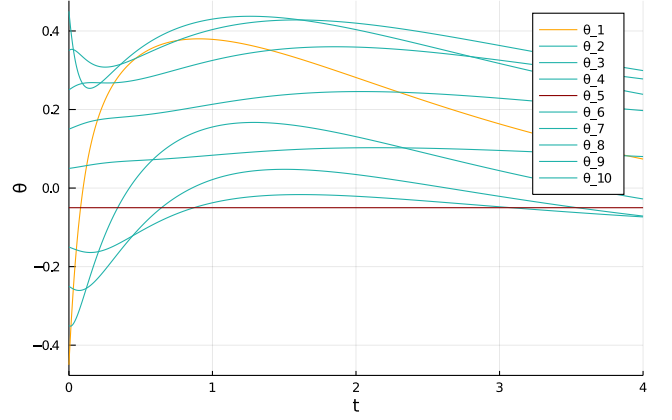


FIG. 2. Temporal evolution of a system with different node models, Node 1 is a second order Kuramoto model, Node 5 is a static node with a fixed angle θ , all other nodes are the same as above.

```

60 v_arr[1] = inertia!
61 v_arr[N ÷ 2] = static!
62 nd_hetero! = network_dynamics(v_arr,edge!,g)

```

Since the vertex with inertia has two internal variables we have to `insert!` an initial condition for its frequency.

```

63 insert!(x0, 2, 3.)
64 prob_hetero = ODEProblem(nd_hetero!, x0,
65     ↪ tspan, p);
66 sol_hetero = solve(prob_hetero, Rodas4());

```

Adding a static vertex that fixes the angle of one variable introduces an algebraic constraint into the ODE, and we end up with a differential algebraic equation (DAE). `NetworkDynamics.jl` transforms the problem into a DAE in mass matrix formulation which can then be solved, e.g. by the implicit Rosenbrock method `Rodas4`.

B. Delayed coupling

In many real world system transmission along edges is not instantaneous but happens with a time delay τ . For such cases `NetworkDynamics.jl` implements the type `StaticDelayEdge` that has access to the history `h_v_s`, `h_v_d` of its connected vertex variables.

```

66 function kuramoto_delay_edge!(e, v_s, v_d,
67     ↪ h_v_s, h_v_d, p, t)
68     e[1] = p * sin(v_s[1] - h_v_d[1])
69     nothing
70 end
71 kdedge! = StaticDelayEdge(f! =
72     ↪ kuramoto_delay_edge!, dim = 1)

```

In this case `network_dynamics` returns a `DDEFunction`, for which the package `DelayDiffEq`

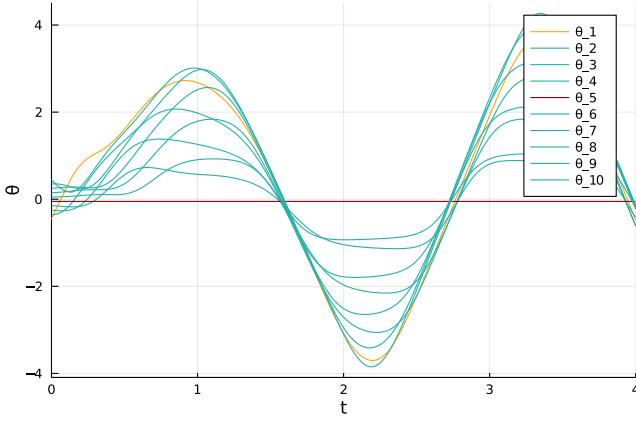


FIG. 3. Same system as before but now the edge functions have a time-delay of $\tau = 0.12$.

provides the necessary functionality. Besides the initial condition we have to specify the delay time τ and a history function h that returns the initial conditions for the time interval $[-\tau, 0]$. For simplicity we choose h to be a constant extrapolation of the previous initial states x_0 .

```

71 using DelayDiffEq
72
73 h(out, p, t) = (out .== x0)
74 τ = 0.1
75 tspan = (0., 10.)
76 p = (vertexp, edgep, τ)
77 prob_delay = DDEProblem(nd_delay!, x0, h,
78   ↪ tspan, p; constant_lags = [τ])
79
80 sol_delay = solve(prob_delay,
81   ↪ MethodOfSteps(Rodas4(autodiff=false)))

```

Here, the tuple syntax for the parameters is extended by another field that holds the delay time. `MethodOfSteps()` extends the functionality of a Julia native ODE solver to DDEs. Due to some compatibility restrictions with automatic differentiation for Rosenbrock methods we have to specify the additional keyword `autodiff = false`.

C. Component failures via callbacks

The `DiffEqCallbacks.jl` library offers excellent support for events in various types of differential equations. As a small demonstration we model the failing of nodes in our toy model. We assume that a node fails when its internal phase leaves the "safe" interval $[-0.5, +0.5]$. When this happens all its links to neighboring nodes are cut and it keeps rotating with its internal frequency. The other nodes stay connected on a reduced grid until the next failure occurs or the system stabilizes in the "safe" interval.

The `condition` function in the next section monitors the phases θ of the different nodes. When one of its components crosses 0, i.e. a phase leaves the "safe" interval", the `affect!` is triggered. The disconnection of lines is implemented by setting their coupling strength to 0. This is achieved by first computing a vector whose entries are 0 if a line is connected to the failing node, and 1 else. This vector is in turn multiplied with the edge parameters used by the integrator when the failure occurs, before `integrator.p` is overloaded with the new parameter values. Since we used a single parameter for all edges before, but now want to change the coupling strength of individual edges during the simulation we have to remake the problem with an array of edge coupling strengths before calling the solver just as above.

```

80 using DiffEqCallbacks
81
82 θ_idxs = idx_containing(nd_delay!, :θ)
83
84 function condition(out, u, t, integrator)
85     out .= (u[θ_idxs] .- 0.5) .*
86           (u[θ_idxs] .+ 0.5)
87     nothing
88 end
89
90 function affect!(integrator, idx)
91     stable_edges =
92         map(e -> idx ∉ e, Pair.(edges(g)))
93     integrator.p = (integrator.p[1],
94   ↪ stable_edges .* integrator.p[2],
95   ↪ integrator.p[3])
96     nothing
97 end
98
99 cb = VectorContinuousCallback(condition,
100   ↪ affect!, 10)
101 prob_cb = remake(prob_delay,
102   ↪ p=(vertexp, edgep .* ones(N), τ))
103 sol_cb = solve(prob_cb,
104   ↪ MethodOfSteps(Rodas4(autodiff=false)),
105   ↪ callback=cb)

```

While, the functionality for callbacks is fully functional more complex tasks may require detailed knowledge of our internal data structures. In order to further improve the user experience in these cases we are working on a simplified callback interface to be included in one of the next releases.

D. Further combineable packages

Above we saw a number of possibilities of how to make use of `NetworkDynamics.jl` and Julia's ecosystem for differential equations in order to solve complex tasks on complex networks. However many more is possible:

- `StochasticDiffEq.jl`³⁵ and `StochasticDelayDiffEq.jl`³⁶ provide solvers for stochastic differential

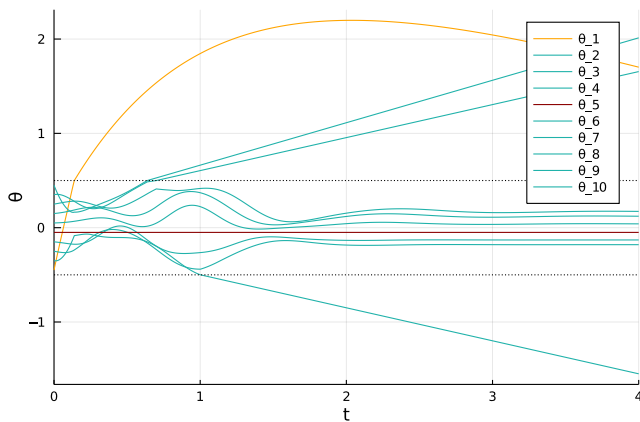


FIG. 4. Same system as before. When an oscillator leaves the interval $[-0.5, 0.5]$ it gets disconnected from the rest of the system and keeps rotating according to its internal dynamics only.

equations with and without delay.

- `DynamicalSystems.jl`³⁷ is a library targeted specifically at the complex systems community. Among others things it implements algorithms to compute Delay Embeddings and Lyapunov exponents.
- `DiffEqFlux.jl` combines `DifferentialEquations.jl` with `Flux.jl` a package intended for machine learning with neural networks. Among other things this enables the use of artificial neural networks as function approximators for unknown components within coupled systems. Furthermore `DiffEqFlux.jl` provides an interface to optimization algorithms intended for high-dimensional problem such as stochastic gradient descent. An exciting application of these could be to simultaneously optimize the parameters of every subsystems with respect to a desired simulation outcome.
- In some cases it is desirable to have a symbolic representation of a dynamical system. Making use of multiple dispatch for operators and elementary arithmetic functions `ModelingToolkit.jl` implements symbolic number types that can be directly inserted into an `ODEFunction`. These symbolic equations may be used for performance optimization, e.g. algebraically simplifying the equations or deriving exact Jacobians. Currently, we are working on an interface between `ModelingToolkit.jl` and `NetworkDynamics.jl` that will allow to symbolically compose network components with complicated internal dynamics.

V. SOFTWARE COMPARISON

A large part of the efficiency of `NetworkDynamics.jl` is due to Julia's JIT compiler and the solver algorithms

available in `DifferentialEquations.jl`. A comprehensive comparison of available software for solving differential equations in various programming languages is given by Rackauckas³⁸.

We would like to highlight specifically two other packages that offer a convenient user interface for modelling dynamics on networks, while aiming for high performance by making use of code compilation. `Conedy`¹³ is written in C++ and offers a Python interface. Development of this package has stopped several years ago. `JiTCODE` is a Python module that translates a symbolically specified user function into C Code, compiles the function, combines it with an integration algorithm and makes the compiled function available from Python as a C extension. Another library targeted at a dynamical systems audience is `PyDSTool`¹⁵ that is able to compile ODEs to C Code in a similar way to `JiTCODE`. In a benchmark developed by Ansmann¹⁴ `JiTCODE` emerged as the fastest choice among these programs.

A. Work-precision diagrams

In the following we develop a similar benchmark in order to compare `NetworkDynamics.jl` to implementations of the same system directly in Julia, and in Python's SciPy with and without `JiTCODE`.

Because of its widespread use in the community we choose as test system a network of Kuramoto oscillators as described by Eq. 2 with random initial conditions and random eigenfrequencies of the oscillators. The network topology is given by a Watts-Strogatz random graph³⁴, with rewiring probability $p = 0.2$, mean degree $k = 4$ and varying number of nodes $N = 10, 100, 1000$. These parameters lead to sparse, random, small-world networks that share some characteristics with real world-power grids⁹.

To compare the software we compute *work-precision diagrams* (WPD) for the different system sizes. WPDs are a technique from computer science, which is usually employed to benchmark different solver algorithms on the same differential equation. In our case however, both the differential equation and the solver stay the same, while their implementation in different languages, respectively libraries is varied. The implementation strategy for the different libraries will be discussed below, the solver is Dormand-Prince's 5/4 Runge-Kutta method³⁹, implemented in SciPy as `dopri5` and in Julia as `DP5`.

Depending on its parameters and initial conditions a trajectory in such a Kuramoto system may be stable, periodic or chaotic. For chaotic trajectories it's hard to ensure that different implementations of the same system return the same trajectory over long integration intervals. To limit the effect of floating point errors we choose a relatively short time interval $[0, 10]$ for the integration. For each system size we compute a high-precision reference trajectory in `NetworkDynamics.jl` with Hairer's `radau` run with relative error tolerance of 10^{-10} and ab-

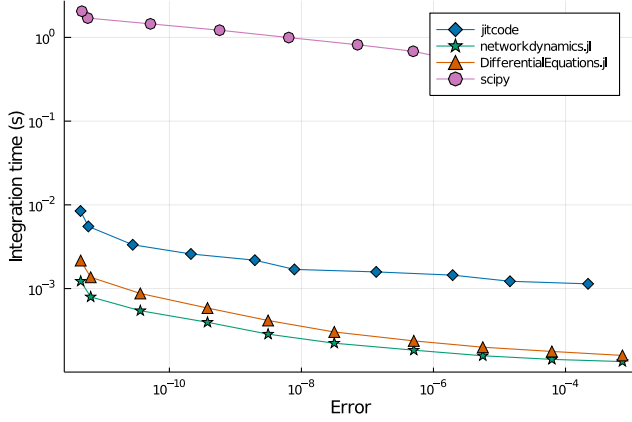


FIG. 5. Work-precision diagram of a Kuramoto model on a Watts-Strogatz network with rewiring probability 0.2 and $N = 10$ nodes. Solved with Dormand-Prince’s 5th order method.

solute error tolerance of 10^{-12} . The error in the work precision diagrams (Fig. 5-7) is reported with respect to that trajectory.

The code used for the Julia and NetworkDynamics.jl benchmarks is essentially the same as in the example outlined in Section IV. For NetworkDynamics.jl we additionally used Julia’s `@inbounds` macro to disable bounds checking when accessing elements of Arrays and explicitly declared the coupling functions as `antisymmetric` which enables the reuse of coupling values where suitable. For Python we adapted the code presented in¹⁴. All scripts used to generate the systems and plots will be made available here:

Execution time is measured in CPU time with Python’s `time` and Julia’s `CPUtime` modules respectively. The simulation is performed 10 times with different initial conditions and different graph topology for every system size in order to limit performance fluctuations in the simulation due to unstable trajectories and operating system states. As a result of the experiment the average simulation duration in *ms* per oscillator is reported. All simulations were run on a Xeon CPU E5-2687W v3 @ 3.10GHz. Benchmarks used a single thread, including single threaded BLAS, for comparison purposes. Software versions are: Python 3.6.9; Julia 1.5.1; Jitcode 1.6.0; Scipy 1.5.4; NetworkDynamics 0.5.0-pre; OrdinaryDifferentialEquations.jl 5.42.3. Jitcode uses GCC 7.5 to JIT compile. The system is running Ubuntu 18.04.

B. Results

The work-precision diagrams show the *compiled* execution time following all ahead-of-time and JIT compilation. When running a suite of experiments on the same problem set with different parameters (a common use case in our group), this is the time that each configuration following the initial takes to execute. The exper-

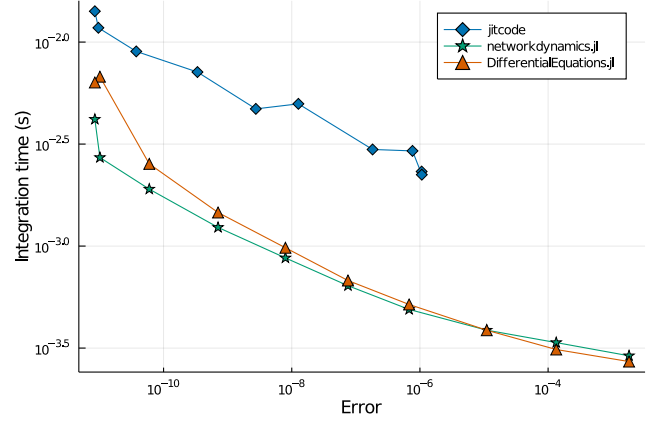


FIG. 6. Same as Fig. 5 but with $N = 100$.

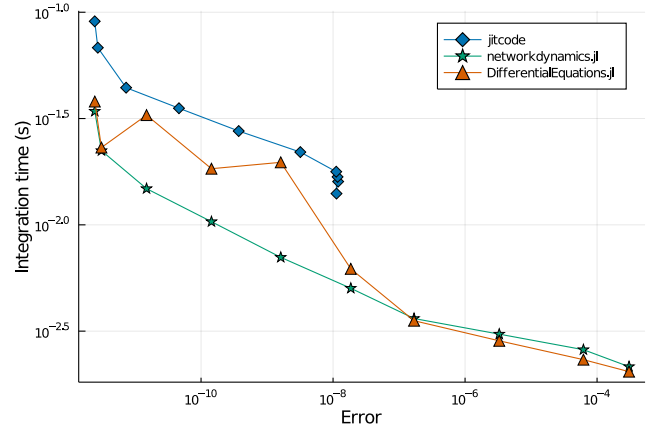


FIG. 7. Same as Fig. 5 but with $N = 1000$.

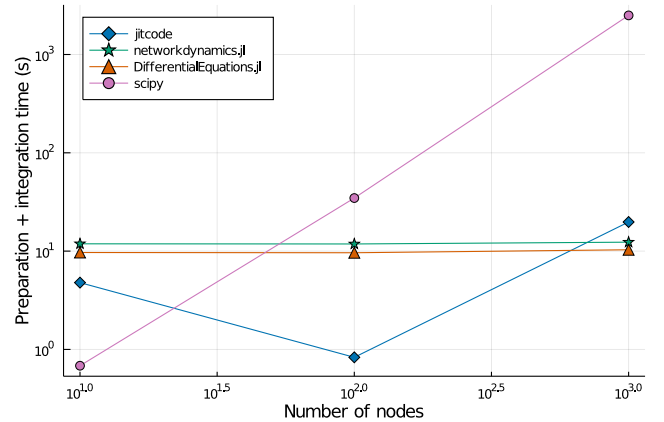


FIG. 8. Time the first run of a system takes for each program, including composition of the network function and JIT-compilation of the solver for different number of nodes in the Kuramoto network. Results are shown for relative and absolute error tolerance equal to 10^{-6} . The overhead of the symbolic pre-processing applied by JiTCODE is clearly visible for larger systems. JiTCODE’s relatively long preparation time for $N = 10$ nodes seems to be an artifact of SymPy / SymEngine. This step is a lot faster for $N = 11$.

iments consistently show that `NetworkDynamics.jl` is at least as fast as pure `DifferentialEquations.jl` in this setup, indicating that the convenient abstractions introduced by our package come at no additional computational cost. Furthermore both implementations outperform `JITCode` by factor of 2x to 4x, with a slight decrease towards larger systems. Among the reasons for the improved performs might be that the sparse data structures employed by the Julia functions, and explicit use of the anti-symmetry in the coupling function. As expected from an interpreted language pure SciPy is a lot slower than its competitors. The performance differences range from 100x for small systems to prohibitive 10.000x for large systems. Since such a big difference distorts the scale of the plots SciPy performance is only reported in the first WPD (Fig. 5).

In the work-precision diagram we only reported the time it takes to run the compiled code. This ignores the time to import and parse all required libraries and just-in-time (JIT) compile the called functions. In Fig. 8 we compare the time for the preparation, integration and JIT compilation of the system for different software. For pure Julia and `NetworkDynamics.jl` this startup phase takes approximately 10 seconds and is almost independent of the system size. `JITCode` performs this first run of the integration significantly faster for small and medium sized systems. Note that the relatively long preparation time `JiTCODE` shows for $N = 10$ nodes seems to be an artifact of `SymPy` / `SymEngine` for small systems. This step is a lot faster for $N = 11$. For larger systems the additional cost of `JiTCODE`'s symbolic pre-processing engine starts to dominate. Pure Scipy does not have a compilation overhead but as reported above takes a long time to integrate larger systems.

Starting a Julia session takes approximately 16 seconds. This step is a lot faster in Python. However, we chose not to report the start-up time since Julia is not intended to be used as a scripting language without additional modifications.

VI. OUTLOOK

The Julia ecosystem has grown considerably during the last years and continues to grow at fast pace. Its focus on numerical computing makes and its comparably easy syntax turn it into the perfect tool for the dynamical systems community. `NetworkDynamics.jl` extends this functionality to dynamical simulation of heterogeneous complex networks. In this article we explained how to employ our package for highly-efficient and versatile simulations of complex networks with state-of-the-art solver algorithms. Many exciting problems that would have required months of software research and programming just a few years ago can be constructed and solved in a few lines of code by the combination of `NetworkDynamics.jl` with `DifferentialEquations.jl`. As an example we showed how to solve a heterogeneous delay differential equation with algebraic constraints and state-dependent events. Many more ap-

plications that are beyond the scope of this article are possible, including easy-to-use CPU parallelism, sensitive analysis via automatic differentiation or the integration of neural networks as components within coupled differential equations.

REPOSITORY

`NetworkDynamics.jl` is an open-source project and as such lives from a lively exchange of users and developers. For feature requests and bug reports visit our repository on GitHub (<https://github.com/FHell/NetworkDynamics.jl>) or contact us by email.

ACKNOWLEDGMENTS

The authors acknowledge the support of BMBF, CoN-DyNet2 FK. 03EK3055A. This work was funded by the Deutsche Forschungsgemeinschaft (DFG, German Research Foundation) – KU 837/39-1 / RA 516/13-1. Mr. Lindner greatly acknowledges support by the Berlin International Graduate School in Model and Simulation based Research (BIMoS) of TU Berlin. Mr. Lincoln is supported by the German Federal Ministry for Economic Affairs and Energy (BMWi), Project No. 03EI4012A. All authors gratefully acknowledge the European Regional Development Fund (ERDF), the German Federal Ministry of Education and Research and the Land Brandenburg for supporting this project by providing resources on the high performance computer system at the Potsdam Institute for Climate Impact Research.

- ¹M. Anvari, F. Hellmann, and X. Zhang, *Chaos: An Interdisciplinary Journal of Nonlinear Science* **30**, 063140 (2020).
- ²P. Baldi and A. F. Atiya, *IEEE Transactions on Neural Networks* **5**, 612 (1994).
- ³D. S. Bassett and O. Sporns, *Nature neuroscience* **20**, 353 (2017).
- ⁴M. Boguá, R. Pastor-Satorras, and A. Vespignani, in *Statistical mechanics of complex networks* (Springer, 2003) pp. 127–147.
- ⁵P. J. Menck, J. Heitzig, J. Kurths, and H. J. Schellnhuber, *Nature communications* **5**, 1 (2014).
- ⁶P. Schultz, J. Heitzig, and J. Kurths, *New Journal of Physics* **16** (2014), 10.1088/1367-2630/16/12/125001.
- ⁷L. M. Pecora and T. L. Carroll, *Physical review letters* **80**, 2109 (1998).
- ⁸R. Börner, P. Schultz, B. Ünzelmann, D. Wang, F. Hellmann, and J. Kurths, *Physical Review Research* **2**, 023409 (2020).
- ⁹P. J. Menck, J. Heitzig, N. Marwan, and J. Kurths, *Nature physics* **9**, 89 (2013).
- ¹⁰M. Gelbrecht, J. Kurths, and F. Hellmann, *New Journal of Physics* **22**, 033032 (2020).
- ¹¹X. Zhang, S. Hallerberg, M. Matthiae, D. Witthaut, and M. Timme, *Science Advances* **5**, eaav1027 (2019).
- ¹²A. Plietzsch, S. Auer, J. Kurths, and F. Hellmann, *arXiv preprint arXiv:1903.09585* (2019).
- ¹³A. Rothkegel and K. Lehnertz, *Chaos: An Interdisciplinary Journal of Nonlinear Science* **22**, 013125 (2012).
- ¹⁴G. Ansmann, *Chaos: An Interdisciplinary Journal of Nonlinear Science* **28**, 043116 (2018).
- ¹⁵R. Clewley, *PLoS Comput Biol* **8**, e1002628 (2012).
- ¹⁶J. Bezanson, A. Edelman, S. Karpinski, and V. B. Shah, *SIAM review* **59**, 65 (2017).

- ¹⁷C. Rackauckas and Q. Nie, *Journal of Open Research Software* **5** (2017).
- ¹⁸<https://github.com/JuliaGraphs/LightGraphs.jl>.
- ¹⁹<https://github.com/JuliaPlots/Plots.j>.
- ²⁰C. Rackauckas, M. Innes, Y. Ma, J. Bettencourt, L. White, and V. Dixit, arXiv preprint arXiv:1902.02376 (2019).
- ²¹C. Rackauckas, Y. Ma, J. Martensen, C. Warner, K. Zubov, R. Supekar, D. Skinner, and A. Ramadhan, arXiv preprint arXiv:2001.04385 (2020).
- ²²T. Kittel, S. Auer, and C. Horn, *Wind Integration Workshop 2018* (2018).
- ²³A. Plietzsch, R. Kogler, S. Auer, J. Merino, A. Gil-de Muro, J. Liße, T. Deß, C. Vogel, and F. Hellmann, in prep. (2020).
- ²⁴S. Liemann, L. Strenge, P. Schultz, H. Hinners, J. Porst, M. Sarstedt, and F. Hellmann, submitted to *IEEE Madrid PowerTech 2021* (2020).
- ²⁵K. Schmietendorf, J. Peinke, and O. Kamps, *The European Physical Journal B* **90**, 222 (2017).
- ²⁶M. Anvari, B. Werther, G. Lohmann, M. Wächter, J. Peinke, and H.-P. Beck, *Solar Energy* **157**, 735 (2017).
- ²⁷B. Schäfer, D. Witthaut, M. Timme, and V. Latora, *Nature communications* **9**, 1 (2018).
- ²⁸Prior to Julia v1.5 creating standard views allocated memory on the heap.
- ²⁹Y. Kuramoto, in *International symposium on mathematical problems in theoretical physics* (Springer, 1975) pp. 420–422.
- ³⁰Y. Kuramoto, *Chemical oscillations, waves, and turbulence* (Courier Corporation, 2003).
- ³¹F. A. Rodrigues, T. K. D. Peron, P. Ji, and J. Kurths, *Physics Reports* **610**, 1 (2016).
- ³²J. W. Simpson-Porco, F. Dörfler, and F. Bullo, *Automatica* **49**, 2603 (2013).
- ³³Y. L. Maistrenko, B. Lysyansky, C. Hauptmann, O. Burylko, and P. A. Tass, *Physical Review E* **75**, 066207 (2007).
- ³⁴D. J. Watts and S. H. Strogatz, *nature* **393**, 440 (1998).
- ³⁵<https://github.com/SciML/StochasticDiffEq.jl>.
- ³⁶<https://github.com/SciML/StochasticDelayDiffEq.jl>.
- ³⁷G. Datseris, *Journal of Open Source Software* **3**, 598 (2018).
- ³⁸C. Rackauckas, “A comparison between differential equation solver suites in matlab, r, julia, python, c, mathematica, maple, and fortran,” (2020).
- ³⁹J. R. Dormand and P. J. Prince, *Journal of computational and applied mathematics* **6**, 19 (1980).