

Criteria for integer and modulo 2 embeddability of graphs to surfaces ^{*†}

A. I. Bikeev [‡]

November 17, 2021

Contents

1	Introduction and main results	1
2	Proofs	4

1 Introduction and main results

The study of graph drawings on 2-surfaces is an active area of mathematical research. Surveying these studies is beyond the scope of the present paper; see Remark 1.3 for results most closely related to ours.

Our main results are criteria for \mathbb{Z}_2 -embeddability and \mathbb{Z} -embeddability (see definitions below) of graphs to surfaces (Theorems 1.1 and 1.4). See Remarks 1.2 and 1.5 for applications, comments and relations to other results.

In this paper we use the following conventions and notations. Let K be a graph and M be a 2-dimensional surface. Denote by $V = V(K)$ the set of vertices of graph K . Denote by $E = E(K)$ the set of edges of graph K . We work in the piecewise-linear (PL) category. We shorten ‘2-dimensional surface’ to ‘2-surface’.

A general position PL map $f : K \rightarrow M$ is called a \mathbb{Z}_2 -**(almost) embedding** (a.k.a. Hanani-Tutte drawing) if $|f\sigma \cap f\tau|$ is even for any pair σ, τ of non-adjacent (a.k.a. independent) edges.

Definitions of S_g and M_m . Denote by S_g (see Fig. 1 left) the union of a disk and $2g$ non-twisted ribbons $\lambda_1, \dots, \lambda_{2g}$ such that the ribbons λ_{2i-1} and λ_{2i} interlace for each $i \in [g]$ and the other pairs of the ribbons do not interlace. This S_g is homeomorphic to the sphere with g handles and a hole. \mathbb{Z}_2 -embeddability of a graph to the sphere with g handles is equivalent to \mathbb{Z}_2 -embeddability of the graph to S_g .

Denote by M_m *disk with m Möbius bands* (see Fig. 1 right), i.e., the union of a disk and m twisted pairwise non-interlacing ribbons μ_1, \dots, μ_m . This M_m is homeomorphic to

^{*}Supported by the Russian Foundation for Basic Research Grant No. 19-01-00169. I am grateful for many useful discussions to A. Skopenkov, R. Fulek, J. Kynčl, A. Kliaczko and E. Kogan.

[†]We borrowed Remark 1.2, Remark 1.3, and definitions of \mathbb{Z}_2 - and \mathbb{Z} -embeddings, compatibility (modulo 2) and algebraic intersection number from [KS21].

[‡]bikeev99@mail.ru, Moscow Institute of Physics and Technology




Figure 1: Left: the sphere with 2 handles and a hole. Right: the disk with Möbius bands

the connected sum of m projective planes with a hole. \mathbb{Z}_2 -embeddability of a graph to the connected sum of m projective planes is equivalent to \mathbb{Z}_2 -embeddability of the graph to M_m .

A symmetric matrix with \mathbb{Z}_2 -entries is

- **even** (a.k.a. alternate) if its diagonal contains only zeros;
- **odd** (a.k.a. non-alternate) if its diagonal contains at least one entry 1.

The graph K is called **compatible modulo 2** to a symmetric matrix A of size $|E| \times |E|$ with \mathbb{Z}_2 -entries if there is a general position PL map $f : K \rightarrow \mathbb{R}^2$ such that

$$(C_2) \quad A_{\sigma,\tau} = |f\sigma \cap f\tau|_2 \quad \text{for any non-adjacent edges } \sigma, \tau \text{ of } K.$$

Clearly, compatibility modulo 2 is algorithmically decidable.

Theorem 1.1. (a) (Fulek–Kynčl) *A graph K has a \mathbb{Z}_2 -embedding to S_g if and only if K is compatible modulo 2 to some even matrix A such that $\text{rk } A \leq 2g$.*

(b) *A graph K has a \mathbb{Z}_2 -embedding to M_m if and only if K is compatible modulo 2 to some odd matrix A such that $\text{rk } A \leq m$.*

Remark 1.2. (a) Theorem 1.1.a is proved in [FK19, Proposition 10 and Corollary 11 for g_0] (\implies) and in a private communication by R. Fulek, using ideas of [SS13, §2] (\impliedby). Our proof is similar to the Fulek–Kynčl proof. The main difference is that using homology groups allows us to use a well-known algebraic result (Lemma 2.1 below). Presumably the Fulek–Kynčl proof of Theorem 1.1.a can also be generalized to Theorem 1.4.

Theorem 1.1.b is easily implied by Theorem 1.1.a and [SS13, Lemma 3]. See also [KS21, Lemma 2.4.2].

Theorem 1.1.b is different from [FK19, Proposition 10 and Corollary 11 for eg_0], which is the implication (\implies) of the following result that can be proved similarly to Theorem 1.1.

A graph K has a \mathbb{Z}_2 -embedding to some connected surface of Euler characteristic e if and only if there is a matrix A such that $\text{rk } A \leq 2 - e$ and K is compatible modulo 2 to A .

(b) The following result is implied by Theorem 1.1. *There are an algorithm for checking \mathbb{Z}_2 -embeddability of graphs to S_g and an algorithm for checking \mathbb{Z}_2 -embeddability of graphs to M_m .*

This result is known, although it was not stated explicitly in the literature. The result follows because the property of a graph admitting a \mathbb{Z}_2 -embedding to a fixed 2-surface is preserved under taking graph minors (i.e., under deleting of an edge or contracting of an edge). Therefore by the Robertson–Seymour graph minor theorem [RS04] there exists a finitely many forbidden minors characterizing such a property. Hence there exists a polynomial time algorithm (because we can test in a polynomial time if a fixed graph is a minor of a given graph [KKR]). This result is non-constructive, i.e. we only know that an algorithm

exists, but the algorithm itself would be in practice even worse than exponential (‘galactic’ [GA]). This is so because even for the graphs embeddable into the torus the set of all the forbidden minors is not known. The current proof of Theorem 1.1 together with [KS21, Lemma 2.3.2] gives a practical algorithm for small m and g .

(c) Theorem 1.1 reduces \mathbb{Z}_2 -embeddability to finding minimal rank of ‘partial matrix’ (and to related problems); this is extensively studied in computer science, see e.g., [Ko21] and survey [NKS].

(d) Puncturing a 2-surface (more precisely, deleting an open 2-disk whose closure is a closed 2-disk) does not change \mathbb{Z}_2 -embeddability of graphs there. So it suffices to study \mathbb{Z}_2 -embeddability to a connected 2-surface whose boundary is the circle. By classification of 2-surfaces, any such 2-surface is homeomorphic to S_g or to M_m .

(e) The expression $y_\sigma^T E y_\tau = y_\sigma^T y_\tau$ from the proof of Theorem 1.1.b appeared in [SS13, §2.2, equality (3)], [FK19, §3.1, equality (1)].

(f) The expression $y_\sigma^T H_{2,g} y_\tau$ from the proof of Theorem 1.1 appeared in [PT19, equality (7) in §3]. The common ideas and methods of the proofs in the current paper and the proofs in [PT19] may be covered by classical arguments and ideas and methods of [FK19], [SS13]. In particular, our constructions of \mathbb{Z}_2 - and \mathbb{Z} -embeddings from matrices uses known construction of a map inducing given homomorphism in homology. We do not use cohomological arguments as opposed to [Ha69], [Jo02] and [PT19].

Remark 1.3 (Closely related known results). (a) Some proofs of non-planarity of K_5 and $K_{3,3}$ actually show that these graphs are not \mathbb{Z}_2 -embeddable to the plane, see e.g. survey [Sk18, §1.4]. By [FK19, Theorem 1] if $K_{m,n}$ has a \mathbb{Z}_2 -embedding to the sphere with g handles (or, equivalently, S_g), then $g \geq \frac{(m-2)(n-2)}{4} - \frac{m-3}{2}$. Hence if K_{2n} has a \mathbb{Z}_2 -embedding to the sphere with g handles, then $g \geq \frac{(n-3)^2}{4}$.

(b) Let M be either the plane or the torus or the Möbius band. If a graph has a \mathbb{Z}_2 -embedding to M , then the graph has an embedding into M . For the plane this is the (strong) Hanani-Tutte Theorem (see e.g. survey [Sk18, Theorem 1.5.3] and the references therein). For the torus this is proved in [FPS], and for the Möbius band in [PSS], [CKP+].

(c) There is a graph having a \mathbb{Z}_2 -embedding to the sphere with 4 handles but not an embedding into the sphere with 4 handles. [FK17]

(d) Theorem 1.1 is related to the van Kampen-Shapiro-Wu criterion for embeddability of k -complexes into \mathbb{R}^{2k} and to the Paták-Tancer criterion for embeddability of k -complexes into $2k$ -manifolds (as explained in [KS21, §1.3]). See [PT19], [Ha69, Theorem 1 and Corollaries 6, 7, 8], [Jo02] and [KS21] for higher dimensional analogues of results of this paper.

Take an orientation on S_g . Assume that $f : K \rightarrow S_g$ is a general position PL map.

Then preimages $y_1, y_2 \in K$ of any double point $y \in S_g$ lie in the interiors of edges. By general position, f is ‘linear’ on some neighborhood U_j of y_j for each $j = 1, 2$. Given orientation on the edges, we can take a basis of 2 vectors formed by oriented fU_1, fU_2 . The *intersection sign* of y is the sign ± 1 of the basis. The **algebraic intersection number** $f\sigma \cdot f\tau \in \mathbb{Z}$ for non-adjacent oriented edges σ, τ is defined as the sum of the intersection signs of all intersection points from $f\sigma \cap f\tau$.

An example of a \mathbb{Z}_2 -embedding which is not a \mathbb{Z} -embedding is shown in Fig. 2, right.

The map f is called a \mathbb{Z} -**(almost) embedding** if $f\sigma \cdot f\tau = 0$ for any pair σ, τ of non-adjacent edges. (The sign of $f\sigma \cdot f\tau$ depends on an arbitrary choice of orientations for σ, τ and on the order of σ, τ , but the condition $f\sigma \cdot f\tau = 0$ does not.)

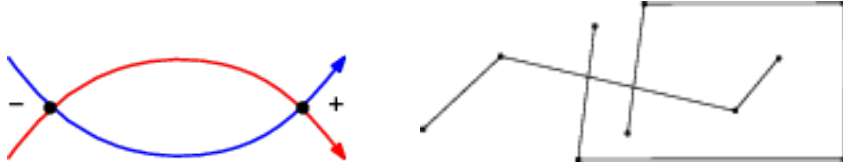


Figure 2: Two curves intersecting at an even number of points the sum of whose signs is zero (left) or non-zero (right).

An integer analogue of Theorem 1.1.a is obtained by replacing \mathbb{Z}_2 by \mathbb{Z} and the modulo 2 intersection number by the algebraic (‘integer’) intersection number. Graph K is called **compatible** to a skew-symmetric matrix A of size $|E| \times |E|$ with \mathbb{Z} -entries if there is a general position PL map $f : K \rightarrow \mathbb{R}^2$ such that for some collection of orientations on edges of K we have

$$(C) \quad A_{\sigma,\tau} = f\sigma \cdot f\tau \quad \text{for any non-adjacent } k\text{-faces } \sigma, \tau \text{ of } K.$$

It is not clear whether compatibility is algorithmically decidable.

Denote by $\text{rk}_{\mathbb{Q}} A$ the rank over \mathbb{Q} of matrix A with \mathbb{Z} -entries.

Theorem 1.4. *A graph K has a \mathbb{Z} -embedding to S_g if and only if K is compatible to a skew-symmetric matrix A such that $\text{rk}_{\mathbb{Q}} A \leq 2g$.*

Remark 1.5. (a) Analogues of Remark 1.2.bcd, Remark 1.3.d hold for \mathbb{Z} -embeddability.

(b) Our statement of Theorem 1.4 (as well as Theorem 1.1) is different from statements of [PT19, Theorem 1, Corollary 3, Theorem 4]. The main difference is that we use the property of *compatibility* (modulo 2), while the statements of [PT19, Theorem 1, Corollary 3, Theorem 4] use cohomological terms. Also Theorems 1.1 and 1.4 are formulated only for graphs in 2-surfaces, while [PT19] concerns k -complexes in $2k$ -manifolds, where $k \geq 1$ in [PT19, Theorem 1, Corollary 3] and $k \geq 3$ in [PT19, Theorem 4].

2 Proofs

Let $\pi : S_g \rightarrow \mathbb{R}^2$ be the standard map (i.e., drawing with self-intersections), see Fig. 1.

Proof of the implication (\implies) of Theorem 1.1.a. Let $h : K \rightarrow S_g$ be a general position PL \mathbb{Z}_2 -embedding. Take a disk $D' \subset D$. We can assume that $hv \in D$ for any $v \in V$. For any edge σ of graph K take

- a polygonal line $\bar{\sigma}$ in the disk D joining the ends of $h\sigma$;
- take a polygonal cycle $\hat{\sigma} := h\sigma \cup \bar{\sigma}$, see Fig. 3.

We can assume that the polygonal cycles $\hat{\sigma}$ and $\hat{\tau}$ are in general position for any distinct $\sigma, \tau \in E(K)$.

Take a map $f = \pi \circ h$. We can assume that f is a general position PL map.

Define a matrix A with \mathbb{Z}_2 -entries by the formula $A_{\sigma,\sigma} = 0, A_{\sigma,\tau} \equiv |\hat{\sigma} \cap \hat{\tau}| \pmod{2}$ for any distinct $\sigma, \tau \in E$.

The graph K is compatible modulo 2 to A because for any non-adjacent edges σ, τ of graph K we have

$$|f\sigma \cap f\tau| \stackrel{(1)}{=} |f\sigma \cap f\tau|_2 + |h\sigma \cap h\tau|_2 \stackrel{(2)}{=} 0$$

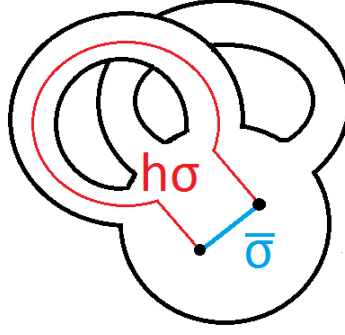


Figure 3: The cycle $\hat{\sigma}$ in S_1 .

$$\begin{aligned}
&= |f\sigma \cap f\tau|_2 + |\bar{\sigma} \cap \bar{\tau}|_2 + |h\sigma \cap \bar{\tau}|_2 + |\bar{\sigma} \cap h\tau|_2 + |\hat{\sigma} \cap \hat{\tau}|_2 \stackrel{(3)}{=} \\
&= |(\pi \circ h)\sigma \cap (\pi \circ h)\tau|_2 + |\pi\bar{\sigma} \cap \pi\bar{\tau}|_2 + |(\pi \circ h)\sigma \cap \pi\bar{\tau}|_2 + |\pi\bar{\sigma} \cap (\pi \circ h)\tau|_2 + |\hat{\sigma} \cap \hat{\tau}|_2 \stackrel{(4)}{=} \\
&= |\pi\hat{\sigma} \cap \pi\hat{\tau}|_2 + |\hat{\sigma} \cap \hat{\tau}|_2 \stackrel{(5)}{=} |\hat{\sigma} \cap \hat{\tau}|_2 \stackrel{(6)}{=} A_{\sigma,\tau}.
\end{aligned}$$

Here

- the first equality holds because the map h is \mathbb{Z}_2 -embedding;
- the second equality follows from the equality $\hat{\sigma} = \bar{\sigma} \cup h\sigma$;
- the third equality follows from the equality $f = \pi \circ h$ because the map $\pi|_D$ is injective;
- the fourth equality follows from the equality $\pi\hat{\sigma} = \pi\bar{\sigma} \cup (\pi \circ h)\sigma$;
- the fifth equality holds because the modulo 2 intersection number of two polygonal cycles $\pi\hat{\sigma}$ and $\pi\hat{\tau}$ in the plane is even.
- the sixth equality holds by definition of A .

The matrix A is even by definition. Take a basis in $H_1(S_g; \mathbb{Z}_2)$ whose elements correspond to the ribbons $\lambda_1, \dots, \lambda_{2g}$. Then the matrix of the modulo 2 intersection form of S_g in the basis is $H_{2,g}$. For any $\sigma \in E$ let y_σ be the coordinate vector of the cycle $\hat{\sigma}$ modulo 2 in the basis. The matrix A is the Gramian matrix of the set $\{y_\sigma | \sigma \in E\}$. By the following well-known lemma we have $\text{rk } A \leq 2g$. □

Lemma 2.1. *Let v_1, v_2, \dots, v_n be vectors in some d -dimensional linear space over a field with a bilinear symmetric product (\cdot, \cdot) . Let G be the Gramian matrix of v_1, v_2, \dots, v_n . Then $\text{rk } G \leq d$.*

Proof. Without loss of generality we can assume that v_1, v_2, \dots, v_k is a basis of the linear span of vectors v_1, v_2, \dots, v_n , $k \leq d$. Then for each $t \in [n]$ there exist $\alpha_1, \alpha_2, \dots, \alpha_k$ such that $v_t = \sum_{i=1}^k \alpha_i v_i$. Then $(v_t, v_s) = \left(\sum_{i=1}^k \alpha_i v_i, v_s \right) = \sum_{i=1}^k \alpha_i (v_i, v_s)$ for any s . Hence for each t the row $((v_t, v_1), (v_t, v_2), \dots, (v_t, v_n))$ of matrix G is a linear combination of those rows of the matrix G that correspond to vectors v_1, v_2, \dots, v_k . Hence $\text{rk } G \leq k \leq d$. □

The statement of the following simple algebraic result is appeared in a discussion with A. Skopenkov.

Lemma 2.2. *Let Y be a matrix of size $m \times n$ with \mathbb{Z}_2 -entries such that $Y^T Y$ is even. Then $\text{rk}(Y^T Y) \leq m - 1$.*

Proof. The matrix $Y^T Y$ is the Gramian matrix of the set $\{b_i \mid i \in [n]\}$ of the columns of the matrix Y . Let us prove that the vectors $b_i, i \in [n]$ are elements of some $(m - 1)$ -dimensional linear space over \mathbb{Z}_2 . Then by Lemma 2.1 we have $\text{rk}(Y^T Y) \leq m - 1$.

For any $i \in [n]$ of the matrix Y we have $b_i^T b_i \equiv (Y^T Y)_{ii} \equiv 0 \pmod{2}$ because $Y^T Y$ is even. Therefore b_i contains even number of 1-entries.

For any $j \in [m - 1]$ take a vector b'_j of size m such that $(b'_j)_m = (b'_j)_j = 1$ and any other entry of b'_j is 0. Then any vector v of size m with \mathbb{Z}_2 -entries containing exactly two 1-entries is a linear combination of the vectors $b'_j, j \in [m - 1]$. Then any vector v of size m with \mathbb{Z}_2 -entries containing even number 1-entries is a linear combination of the vectors $b'_j, j \in [m - 1]$. Therefore vectors $b_i, i \in [n]$ are elements of some $(m - 1)$ -dimensional linear space over \mathbb{Z}_2 . \square

Proof of the implication (\implies) of Theorem 1.1.b. The proof can be obtained from the proof of the implication (\implies) of Theorem 1.1.a without the last paragraph by the following changes.

Replace S_g by M_m . Replace λ_k by μ_k . Replace $2g$ by m . Replace $H_{2,g}$ by the identity matrix of size m . Replace the paragraph with the definition of matrix A by the following argument.

Take a matrix Y of size $m \times |E|$ such that the vectors $y_\sigma, \sigma \in E$ are the columns of Y .

If the matrix $Y^T Y$ is odd, then take a matrix $A = Y^T Y$. By Lemma 2.1 we have $\text{rk } A \leq m$.

If the matrix $Y^T Y$ is even, then by Lemma 2.2 we have $\text{rk}(Y^T Y) \leq m - 1$. Denote by A the matrix obtained from $Y^T Y$ by replacing the entry $(Y^T Y)_{11}$ by 1. Then $\text{rk } A \leq m$ and A is odd. \square

Proof of the implication (\implies) of Theorem 1.4. Let h be a general position PL \mathbb{Z} -embedding of graph K to S_g . Take some collection of orientations on edges of K . We can assume that $h\nu \in D$ for any $\nu \in V$. For any oriented edge σ of graph K take

- a polygonal line $\bar{\sigma}$ in the disk D joining the ends of the oriented polygonal line $h\sigma$;
- an orientation on $\bar{\sigma}$ such that polygonal cycle $\hat{\sigma} := h\sigma \cup \bar{\sigma}$ is an oriented polygonal cycle, see Fig. 3.

We can assume that $\hat{\sigma}$ and $\hat{\tau}$ are in general position for any distinct $\sigma, \tau \in E(K)$.

Take a map $f = \pi \circ h$. We can assume that f is a general position PL map.

Define a matrix A with \mathbb{Z} -entries by the formula $A_{\sigma,\sigma} = 0, A_{\sigma,\tau} = -\hat{\sigma} \cdot \hat{\tau}$ for any distinct $\sigma, \tau \in E$.

The graph K is compatible to A because for any non-adjacent edges σ, τ of graph K we have

$$\begin{aligned} f\sigma \cdot f\tau &\stackrel{(1)}{=} f\sigma \cdot f\tau - h\sigma \cdot h\tau \stackrel{(2)}{=} \\ &= f\sigma \cdot f\tau + \bar{\sigma} \cdot \bar{\tau} + h\sigma \cdot \bar{\tau} + \bar{\sigma} \cdot h\tau - \hat{\sigma} \cdot \hat{\tau} \stackrel{(3)}{=} \\ &= (\pi \circ h)\sigma \cdot (\pi \circ h)\tau + \pi\bar{\sigma} \cdot \pi\bar{\tau} + (\pi \circ h)\sigma \cdot \pi\bar{\tau} + \pi\bar{\sigma} \cdot (\pi \circ h)\tau - \hat{\sigma} \cdot \hat{\tau} \stackrel{(4)}{=} \\ &= \pi\hat{\sigma} \cdot \pi\hat{\tau} - \hat{\sigma} \cdot \hat{\tau} \stackrel{(5)}{=} -\hat{\sigma} \cdot \hat{\tau} \stackrel{(6)}{=} A_{\sigma,\tau}. \end{aligned}$$

Here

- the first equality holds because the map h is \mathbb{Z} -embedding;
- the second equality follow from the equality $\widehat{\sigma} = \bar{\sigma} \cup h\sigma$;
- the third equality follows from the definition of the map f because the map $\pi|_D$ is injective;
- the fourth equality follows from the equality $\pi\widehat{\sigma} = \pi\bar{\sigma} \cup (\pi \circ h)\sigma$;
- the fifth equality holds because the integer intersection number of two oriented polygonal cycles $\pi\widehat{\sigma}$ and $\pi\widehat{\tau}$ in the plane is zero.
- the sixth equality holds by the definition of A .

The matrix A is skew-symmetric by definition. Take a basis in \mathbb{Z} -module $H_1(S_g; \mathbb{Z})$ whose elements correspond to the ribbons $\lambda_1, \dots, \lambda_{2g}$ such that the matrix of the integer intersection form of S_g in the basis is $-H_g$. For any $\sigma \in E$ let y_σ be the coordinate vector of the cycle $\widehat{\sigma}$. The matrix A is the Gramian matrix of the set $\{y_\sigma | \sigma \in E\}$. Consider the matrix A as a matrix over \mathbb{Q} . Consider the vector y_σ as a vector over \mathbb{Q} . By Lemma 2.1 we have $\text{rk}_{\mathbb{Q}} A \leq 2g$. □

The following algebraic lemma is proved in [Al, Theorem 3].

Lemma 2.3. *For each even matrix A of size $n \times n$ with \mathbb{Z}_2 -entries its rank is even and there is a matrix Y of size $\text{rk } A \times n$ such that $A = Y^T H_{2, \frac{\text{rk } A}{2}} Y$.*

Proof of the implication (\Leftarrow) of Theorem 1.1.a. Take f and A from the definition of compatibility modulo 2.

We may assume that $\text{rk } A = 2g$, because \mathbb{Z}_2 -embeddability of a graph to S_g follows from \mathbb{Z}_2 -embeddability of the graph to S_{g-1} . Apply Lemma 2.3 to the matrix A and $n = |E|$. We get that the number $\text{rk } A$ is even and there is a matrix Y of size $2g \times E$ such that $A = Y^T H_{2,g} Y$. Denote by y_σ the corresponding column of matrix Y .

Take a disk $D' \subset D$. We may assume that $fK \subset D'$. Take any $\sigma \in E$.

Take a cycle $\tilde{\sigma} \subset S_g \setminus D'$ (see Fig. 4) such that

($\tilde{\sigma}1$) the polygonal line $\tilde{\sigma}$ passes exactly once through the ribbon λ_k if $y_{\sigma,k} = 1$ and does not pass through the ribbon λ_k otherwise.

Take a polygonal line l_σ joining a point in the cycle $\tilde{\sigma}$ and a point in the polygonal line $f\sigma$ such that

(11) $l_\sigma \cap f\tau = \emptyset$ for any distinct $\sigma, \tau \in E(K)$;

(12) $l_\sigma \cap \tilde{\tau} = \emptyset$ for any distinct $\sigma, \tau \in E(K)$.

Take a general position PL map $h : K \rightarrow S_g$ obtained from f by connected summation of $f|_\sigma$ and $\tilde{\sigma}$ along the polygonal line l_σ for any $\sigma \in E$. We may assume that the following property holds by the properties (11)-(12).

(h) $h\sigma \cap h\tau \subset (\tilde{\sigma} \cap \tilde{\tau}) \cup (f\sigma \cap f\tau)$ for any $\sigma, \tau \in E$ such that $\sigma \neq \tau$.

By the property ($\tilde{\sigma}1$) there is a basis in $H_1(S_g, \mathbb{Z}_2)$ such that

(b1) $\tilde{\sigma}$ represents the homology class with coordinate vector y_σ in this basis for any $\sigma \in E$;

(b2) the matrix $H_{2,g}$ is the matrix of the modulo 2 intersection form in this basis.

Then h is a \mathbb{Z}_2 -embedding, because for any non-adjacent edges σ, τ we have

$$|h\sigma \cap h\tau|_2 \stackrel{(1)}{=} |(\tilde{\sigma} \cap \tilde{\tau})|_2 + |f\sigma \cap f\tau|_2 \stackrel{(2)}{=} y_\sigma^T H_{2,g} y_\tau + |f\sigma \cap f\tau|_2 \stackrel{(3)}{=} 0.$$

Here

- the first equality follows from the property (h).

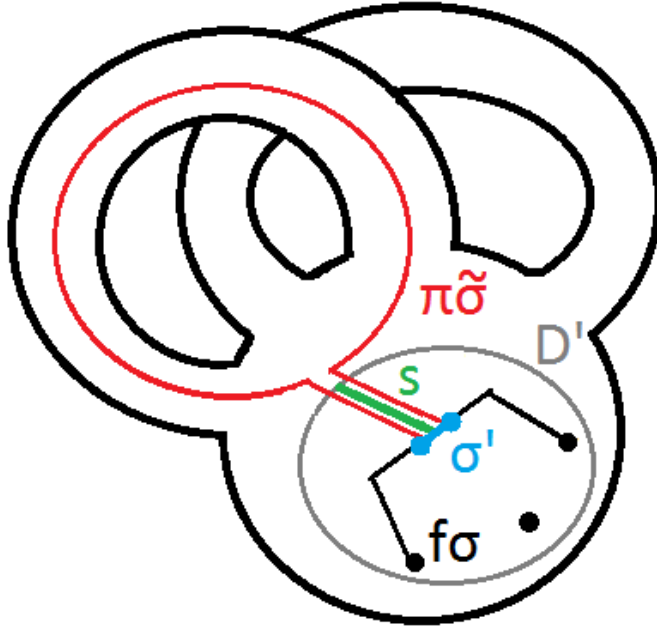


Figure 4: The polygonal line $h\sigma$

- the second equality follows from the properties (b1)-(b2);
- the third equality follows from the definitions of compatibility modulo 2 and the vectors $y_\sigma, \sigma \in E$. \square

The following algebraic lemma is proved in [MW69, Theorem 1].

Lemma 2.4. *For each odd matrix A of size $n \times n$ with \mathbb{Z}_2 -entries there is a matrix Y of size $\text{rk } A \times n$ such that $A = Y^T Y$.*

Proof of the implication (\Leftarrow) of Theorem 1.1.b. The proof can be obtained from the proof of the implication (\Rightarrow) of Theorem 1.1.a by the following changes.

Replace Lemma 2.3 by Lemma 2.4. Replace S_g by M_m . Replace λ_k by μ_k . Replace $2g$ by m . Replace $H_{2,g}$ by the identity matrix of size m . \square

The following algebraic lemma easily follows from [Bo66, Chapter IX, §5, Theorem 1].

Lemma 2.5. *For each skew-symmetric matrix A of size $n \times n$ with \mathbb{Z} -entries its rank over \mathbb{Q} is even and there is a matrix B of size $\text{rk}_{\mathbb{Q}} A \times n$ with \mathbb{Z} -entries such that $A = B^T H_{\frac{\text{rk } A}{2}} B$.*

Proof of the implication (\Leftarrow) of Theorem 1.4. We may assume that $\text{rk } A = 2g$, because \mathbb{Z} -embeddability of a graph to S_g follows from \mathbb{Z} -embeddability of the graph to S_{g-1} . Apply Lemma 2.5 to the matrix A and $n = |E|$. We get that the number $\text{rk } A$ is even and there is a matrix Y of size $2g \times E$ such that $A = Y^T H_g Y$. Denote by y_σ the corresponding column of matrix Y . Then for any non-adjacent edges σ, τ we have

$$y_\sigma^T H_g y_\tau = f\sigma \cdot f\tau$$

Take an arbitrary collection of orientations on the edges of the graph K . Take corresponding orientations on the polygonal lines $f\sigma$ for any $\sigma \in E$. For any $i \in [2g]$ take an

oriented polygonal line γ_i passing in the middle of the ribbon λ_i and joining two points on the boundary of D .

Take a disk $D' \subset D$. We may assume that $fK \subset D'$. For any $\sigma \in E$ take an oriented cycle $\tilde{\sigma} \subset S_g \setminus D'$ (see Fig. 4) such that

($\tilde{\sigma}1'$) the oriented polygonal line $\tilde{\sigma}$ passes through the ribbon λ_k in the positive direction (i.e. in the direction of the oriented polygonal line γ_k) $|y_{\sigma,k}|$ times if $y_{\sigma,k} > 0$;

($\tilde{\sigma}2'$) the oriented polygonal line $\tilde{\sigma}$ passes through the ribbon λ_k in the negative direction $|y_{\sigma,k}|$ times if $y_{\sigma,k} < 0$;

($\tilde{\sigma}3'$) the oriented polygonal line $\tilde{\sigma}$ does not pass through the ribbon λ_k if $y_{\sigma,k} = 0$.

Take a polygonal line l_σ joining a point in the cycle $\tilde{\sigma}$ and a point in the polygonal line $f\sigma$ such that the properties (11)-(12) from the proof of the implication (\Leftarrow) of Theorem 1.1.a hold.

Take a general position map $h : K \rightarrow S_g$ obtained from f by connected summation of $f|_\sigma$ and $\tilde{\sigma}$ along the polygonal line l_σ for any $\sigma \in E$. We may assume that the property (h) from the proof of the implication (\Leftarrow) of Theorem 1.1.a hold by the properties (11)-(12).

By the properties $\tilde{\sigma}1'$ - $\tilde{\sigma}3'$ there is a basis in \mathbb{Z} -module on $H_1(S_g, \mathbb{Z})$ such that

(b1') $\tilde{\sigma}$ represents the homology class with coordinate vector y_σ in this basis for any $\sigma \in E$;

(b2') the matrix $-H_g$ is the matrix of the integer intersection form in this basis.

Then the map h is a \mathbb{Z} -embedding, because for any non-adjacent edges σ, τ we have

$$h\sigma \cdot h\tau \stackrel{(1)}{=} \tilde{\sigma} \cdot \tilde{\tau} + f\sigma \cap f\tau \stackrel{(2)}{=} -y_\sigma^T H_g y_\tau + f\sigma \cap f\tau \stackrel{(3)}{=} 0.$$

Here the proof of the equalities (1)-(3) is the same as the proof of the congruences (1)-(3) in the proof of the implication (\Leftarrow) of Theorem 1.1.a. \square

References

- [Al] *A. Adrian Albert*. Symmetric and alternate matrices in an arbitrary field, I. Trans. Amer. Math. Soc., (1938) 43(3):386–436.
- [Bo66] *N. Bourbaki*. Elements of mathematics, Algebra. Translation from French. Moscow, Science, (1966).
- [CKP+] *E. Colin de Verdière, V. Kaluza, P. Paták, Z. Patáková and M. Tancer*. A direct proof of the strong Hanani-Tutte theorem on the projective plane. Journal of Graph Algorithms and Applications, 21:5 (2017) 939–981.
- [FK17] *R. Fulek, J. Kynčl*, Counterexample to an Extension of the Hanani-Tutte Theorem on the Surface of Genus 4, Combinatorica, 39 (2019) 1267–1279. [arXiv:1709.00508](https://arxiv.org/abs/1709.00508)
- [FK19] *R. Fulek, J. Kynčl*. \mathbb{Z}_2 -genus of graphs and minimum rank of partial symmetric matrices, 35th Intern. Symp. on Comp. Geom. (SoCG 2019), Article No. 39, (2019) 39:139:16. <https://drops.dagstuhl.de/opus/volltexte/2019/10443/pdf/LIPIcs-SoCG-2019-39.pdf>. [arXiv:1903.08637](https://arxiv.org/abs/1903.08637)
- [FPS] *R. Fulek, M.J. Pelsmayer, M. Schaefer*. Strong Hanani-Tutte for the Torus, [arXiv:2009.01683](https://arxiv.org/abs/2009.01683).
- [GA] *. https://en.wikipedia.org/wiki/Galactic_algorithm

- [Ha69] *L. S. Harris*, Intersections and embeddings of polyhedra, *Topology* 8 (1969) 1–26.
- [IF] * http://www.map.mpim-bonn.mpg.de/Intersection_form
- [Jo02] *C. M. Johnson*. An obstruction to embedding a simplicial n -complex into a $2n$ -manifold, *Topology Appl.* 122:3 (2002) 581–591.
- [KKR] *K. Kawarabayashi, Y. Kobayashi, B. Reed*. The disjoint paths problem in quadratic time, *J. of Comb. Theory, Ser. B*, 102:2 (2012), 424–435.
- [Ko21] *E. Kogan*. On the rank of \mathbb{Z}_2 -matrices with free entries on the diagonal, (2021). [arXiv:2104.10668](https://arxiv.org/abs/2104.10668)
- [KS21] *E. Kogan, A. Skopenkov*. Embeddings of k -complexes in $2k$ -manifolds and minimum rank of partial symmetric matrices.
- [MW69] *J. MacWilliams*. Orthogonal matrices over finite fields. *Amer. Math. Monthly*, (1969) 76:152–164.
- [NKS] * *L. T. Nguyen, J. Kim, B. Shim*. Low-Rank Matrix Completion: A Contemporary Survey. [arXiv:1907.11705](https://arxiv.org/abs/1907.11705).
- [Pr07] * *V. V. Prasolov*. Elements of homology theory. 2007, GSM 74, AMS, Providence, RI.
- [PSS] *M. J. Pelsmayer, M. Schaefer, D. Stasi*. Strong Hanani-Tutte on the projective plane. *SIAM J. Discrete Math.*, 23:3 (2009) 1317–1323.
- [PT19] *P. Paták, M. Tancer*. Embeddings of k -complexes into $2k$ -manifolds. [arXiv:1904.02404](https://arxiv.org/abs/1904.02404)
- [RS04] *N. Robertson, P. Seymour*. Graph Minors. XX. Wagner’s conjecture, *J. of Comb. Theory, B*, 92:2 (2004) 325–357.
- [Sc13] * *M. Schaefer*. Hanani-Tutte and related results. In *Geometry — intuitive, discrete, and convex*, *Bolyai Soc. Math. Stud.*, 24 (2013), 259–299. <http://ovid.cs.depaul.edu/documents/htsurvey.pdf>
- [Sk18] * *A. Skopenkov*. Invariants of graph drawings in the plane. *Arnold Math. J.*, 6 (2020) 21–55. [arXiv:1805.10237](https://arxiv.org/abs/1805.10237).
- [Sk20] * *A. Skopenkov*. Algebraic Topology From Geometric Viewpoint (in Russian), MCCME, Moscow, 2020 (2nd edition). <https://www.mccme.ru/circles/oim/obstruct.pdf>
- [SS13] *M. Schaefer and D. Štefankovič*. Block additivity of \mathbb{Z}_2 -embeddings. In *Graph drawing*, volume 8242 of *Lecture Notes in Comput. Sci.*, Springer, Cham, (2013) 185–195. <https://www.cs.rochester.edu/~stefanko/Publications-new/C30.pdf>

Books, surveys and expository papers in this list are marked by the stars.