

Personal Mental Health Navigator: Harnessing the Power of Data, Personal Models, and Health Cybernetics to Promote Psychological Well-being

Amir M. Rahmani^{a,b,*}, Jocelyn Lai^c, Salar Jafarlou^a, Asal Yunusova^c, Alex. P. Rivera^c, Sina Labbaf^a, Sirui Hu^{d,e}, Arman Anzanpour^f, Nikil Dutt^a, Ramesh Jain^a, Jessica L. Borelli^c

^aDepartment of Computer Science, University of California, Irvine, USA

^bSchool of Nursing, University of California, Irvine, USA

^cDepartment of Psychological Science, University of California, Irvine, USA

^dDepartment of Statistics, University of California, Irvine, USA

^eDepartment of Economics, University of California, Irvine, USA

^fDepartment of Future Technologies, University of Turku, Turku, Finland

Abstract

Traditionally, the regime of mental healthcare has followed an episodic psychotherapy model wherein patients seek care from a provider through a prescribed treatment plan developed over multiple provider visits. Recent advances in wearable and mobile technology have generated increased interest in digital mental healthcare that enables individuals to address episodic mental health symptoms such as depression and anxiety. However, despite providers' best intentions, these efforts are typically reactive and symptom-focused, and do not provide comprehensive, wrap-around, customized treatments that capture an individual's holistic mental health model as it unfolds over time. Recognizing that each individual is unique and requires personally tailored mental health treatment, we present the notion of Personalized Mental Health Navigation (MHN): a therapist-in-the-loop, cybernetic goal-based system that deploys a continuous cyclic loop of measurement, estimation, guidance, to steer the individual's mental health state towards a healthy zone. We outline the major components of MHN that is premised on the development of an individual's personal mental health state, holistically represented by a high-dimensional cover of multiple knowledge layers such as emotion, biological patterns, sociology, behavior, and cognition. We demonstrate the feasibility of the personalized MHN approach via a 12-month pilot case study for holistic stress reduction and management in college students, and highlight an instance of a therapist-in-the-loop intervention using MHN for monitoring, estimating, and proactively addressing moderately severe depression over a sustained period of time. We believe MHN paves the way to transform mental healthcare from the current passive, episodic, reactive process (where individuals seek help to address symptoms that have already manifested) to a continuous and navigational paradigm that leverages a personalized model of the individual, promising to deliver timely interventions to individuals in a holistic manner.

Keywords: Mental Health, Stress, Anxiety, Personicle, Life-logging, Internet-of-Things, Wearable Technology, Health Cybernetics, Personal Health Models

1. Introduction

Mental health is an important factor in determining an individual's quality of life. While it can directly affect the quality of life, mental health can also have indirect effects, for instance by changing the ways in which individuals engage in decision making processes, resulting in potential long-term effects across the lifespan [1, 2]. Recognizing that each person is unique, the recent P4 medicine approach [3] aims to transform the practice of medicine from a traditionally reactive, symptomatic approach to a proactive systems approach that addresses the causes via predictive, preventive, personalized and participatory strategies. The current mental healthcare system similarly deploys an acute and symptom-focused reactive approach to patient well-being. Healthcare providers often intervene after symptoms

*Corresponding author

Email address: a.rahmani@uci.edu (Amir M. Rahmani)

have already manifested within an individual, as opposed to adopting an approach that seeks to prevent illness from developing or sustain well-being. One major drawback of this system is its passive approach to mental health. Indeed, in many cases individuals only become conscious of their issues once their conditions become severe or reach a point where they perceive a need for the issue to be addressed [4, 5]. In this passive, reactive model, there would be little effort to monitor one's own behavior or experiences as well as actively seek guidance in the absence of conscious discomfort.

Furthermore, the traditional episodic medical and psychotherapy model of treatment for mental health is premised on the notion that providers interact with the individual during scheduled appointments potentially few and far between, or otherwise for prearranged circumscribed amounts of time per week. The provider relies upon the individual to be an accurate reporter of their symptoms and health, both in the present moment and over a period of time (i.e., between appointments or sessions), and to summarize their experiences using language the provider will understand with minimal misinterpretations (i.e., shared frame of reference for tolerable levels of pain, typical levels of activity, what "triggers" means, etc.). Through this brief time frame, providers must synthesize what information they receive from the individual in order to prescribe a treatment plan. Thus, the provider is expected to reference information provided during the session through interaction and observations to find the causes and provide recommendations to alleviate them. This model of mental health treatment places a large burden of responsibility on the provider (to synthesize a large amount of information in short span of time) as well as on the individual (to accurately and honestly appraise and report their experiences to the provider). There are considerable limitations to this approach as both provider and individual are limited in their ability to fulfill these obligations.

An additional limitation to the current mental health system is the lack of sufficient holistic information about individuals in their daily life in terms of the nuanced fluctuations in mental well-being across days, their daily activities, and the context in which they experience varying emotions and symptoms [6, 7]. The primary source of information exchanged between a healthcare provider and the individual is often the individual's subjective experience and memories. Although having individuals describe their daily schedules can help reveal important patterns that may not otherwise be shared, there may be the possibility that the individual forgets or over-generalizes their daily routine, or may choose to hide aspects of their experiences they are uncomfortable disclosing. In recent years, the field of mental health has increasingly realized the inherent flaws in this methodology in the sense that psychological states are not only subjective and culturally constrained [8, 9, 10], but that there are also reasons to be concerned about this method of reporting, such as the fact that people have poor memory regarding their behavior and experiences [11, 12], poor insight into the cause of their behavior [13], and when asked to provide explanations for behavior they do not understand, will engage in confabulation without being aware of it [14]. Understanding the patient's experience may also be a difficult feat for the provider due to challenges to the patient-provider relationship (i.e., trust, cultural competency). The lack of holistic and comprehensive information about the individual's experience may ultimately result in less-optimal care delivered.

Recent shifts in health models and improvements in technology have offered complementary approaches to addressing these limitations, by incorporating an individual's unique genetics, lifestyle and exposome to offer personalized interventions. These trends are championed by the P4 [3] (predictive, preventive, personalized, and participatory) paradigm that aims to look at health and medicine based on all knowledge and data that has now become commonly available. Indeed, the field of medicine has long adapted the biopsychosocial model as a holistic approach towards understanding health and care. The biopsychosocial model takes into account both external (i.e., sociocultural) and internal factors (i.e., biology and psychology) that may impact health [15, 16, 17]. External factors encompass a wide-range of contexts including but not limited to family, community environment, and larger societal structures. Dynamic interactions across these numerous factors may relate to the ways in which one's health fluctuates across a continuum of well-being and quality of life. Keyes [18] suggested a mental health continuum where individuals may vary both objectively and subjectively in their state of well-being, where one end of the continuum reflects higher quality of life and flourishing, and the opposing end reflects worsened quality of life and presence of mental health issues. Indeed, recent trends have included research and interventions aimed at sustaining flourishing and well-being as a preventative approach to mental health. With advances in ubiquitous and wearable sensing, a change in an individual's position on the mental health continuum can be tracked, offering tremendous opportunities and greater insight to mental health professionals to better understand an individual's needs and navigate them towards a healthy state of mind through personalized monitoring and intervention. Depending on the severity and type of the intervention, such services can be provided through a therapist-in-a-loop model or autonomously using smart guidance systems (see Figure 1).

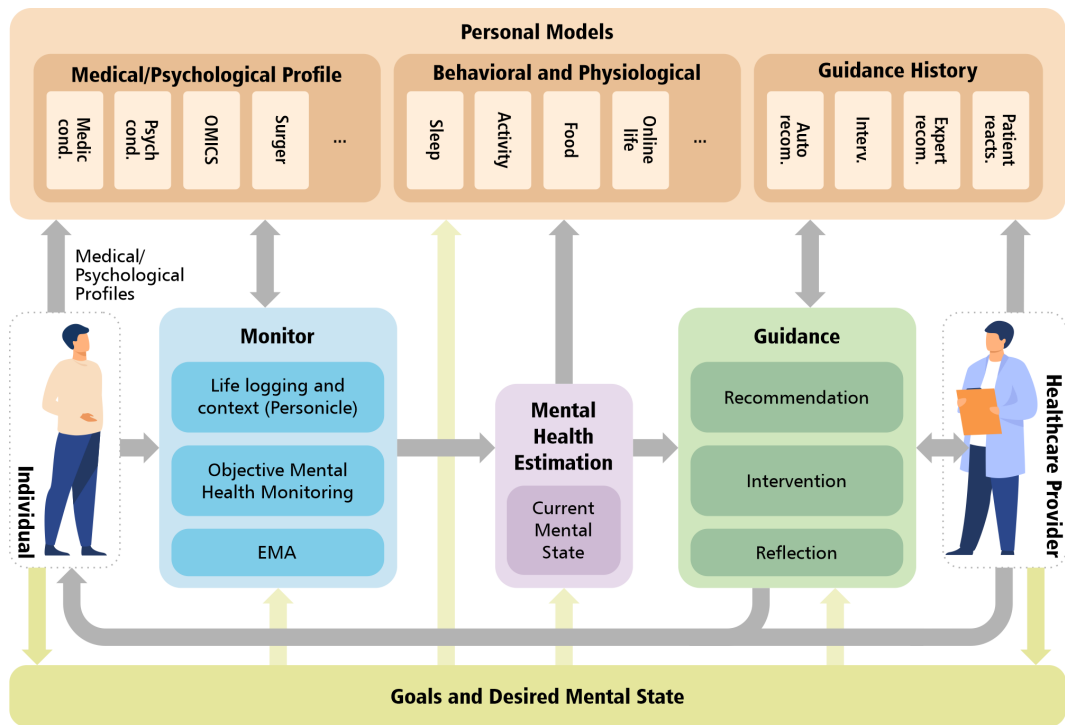


Figure 1: A Personalized Mental Health Navigator System Using a Continuous Cyclic Loop

In this paper, we propose the notion of Personalized Mental Health Navigation (MHN) as a goal-based closed-loop guidance system that has the potential to transform mental health care from reactive and episodic to a continuous and navigational paradigm that leverages a holistic, personalized model of the individual. To demonstrate the versatility of this approach, we also present a case study on applying the personalized MHN approach for holistic stress reduction and management in college students in the service of impacting their mental health. As a group, college students are among the most voracious consumers of technology, in part because they grew up using smart phones, with some data even suggesting teenagers text more than they speak [19, 20]. As such, they are ideal targets for the investigation of scientific questions related to life tracking, as well as targets of interventions aimed at reducing stress through technology.

2. The Personalized Mental Health Navigator Model

The Personalized Mental Health Navigator Model can best be illustrated with a simple metaphor: imagine using a route navigator software (e.g., Google Maps) to navigate you from your current location to your destination. The navigator software constantly monitors your location using GPS, and estimates your current state based on your current latitude and longitude on the map. The navigator then identifies the most efficient route (based on your preference) and gives you step-by-step guidance on how to reach your destination. If you make a wrong turn or decide to make a stop, the navigator will reflect on your decision almost immediately and correct your path. Route navigator is an operational example of a cybernetic feedback control system [21].

Inspired by the route navigator model, we propose a personalized MHN system with similar components in the mental health domain. Figure 1 demonstrates a flow diagram of the proposed MHN system including five major components integrated in a cybernetics [22] structure: *i*) Goals (i.e., the desired mental state), *ii*) Monitor, *iii*) Mental Health Estimation, *iv*) Personal Models, and *v*) Guidance. The cybernetics approach allows for a continuous cyclic loop of measurement, estimation, guidance, and influence to monitor and make sure that the person’s mental health state remains in a healthy zone.

The science of cybernetics is centered around setting *Goals* and devising action sequences to accomplish and maintain those goals in the presence of noise and disturbances. In the context of mental health, an individual’s life

challenges can be considered as disturbances. In mental health navigation, goal setting is not a fixed state, but rather a collaborative process between an individual and a healthcare provider to reach a goal consensus. In fact, it is an iterative process since goals often evolve over time. A personalized MHN system aims to capture, store, and keep track of the desired mental states and goals of the user to better inform the estimation and later the guidance procedures.

The *Monitoring* module in MHN is where a multimodal stream of objective and subjective information is collected from an individual to better understand his/her current mental state, context, lifestyle, adherence to guidance, etc. Building a navigation system is only possible by having an accurate estimate of current states based on measurements. In fact, what made route navigators successful was the integration of GPS which provides a fairly accurate estimate of current location. MHN can leverage smartphones and wearable and portable sensors (e.g., smart rings, smart watches, smart speakers, etc.) that map the response of bodily functions to mental health changes, and identify normal bodily parameters to determine the mental health state in everyday settings. The same technology also allows caregivers to monitor lifestyle (sleep, activity, context, life events, etc.) in order to identify and suggest modification of certain lifestyle events which can promote health. Some of these measurements are objectively measured (using sensors) while some are tracked using self-reports, for example, through smartphone apps. Since individuals interact continually with their smartphones, we can acquire the individual's objective life log that reflects many aspects of everyday life. Furthermore, since people carry their phones all the time, it is possible to ask them to reflect on their life at anytime. This multi-dimensional stream of data can provide us with a holistic picture of an individual's status augmenting the traditional monitoring and therapy methods, for example by using a provider-in-the-loop model.

The next step in this cycle is the *Mental Health Estimation* module which uses all the measurements collected by the Monitoring module to estimate the person's mental health using quantitative as well as medical knowledge-based techniques. This estimation, for example, could indicate proximity to a mental disorder (e.g., anxiety depression, etc.). The objective of estimation would be to measure the mental health state without assigning it to a specific disorder.

The *Personal Models* module in MHN is intended to build and update models of physiological, psychological, and behavioral patterns for each individual to personalize the monitoring, estimation, and guidance provided by the system. In addition to the data generated by different modules in MHN (i.e., monitoring, estimation, and guidance), this module also needs to access a range of other personal data, including prior mental/medical conditions experienced by the individual and their genetics. This module can grow in the number of components and dimensions to achieve more accurate and robust models as more information about the individual can be captured.

The *Guidance* module in MHN is in charge of interventions which depending on their types and risk-levels can be provided automatically using AI-based recommender systems (e.g., through smartphone or web application) or indirectly by a therapist in the loop. To change a person's mental health state, the user (i.e., the individual or the healthcare provider) would issue a request and the system would use psychological, environmental, and other relevant knowledge sources to provide guidance in terms of lifestyle or environmental changes or ordering/modification of diet and medications for getting to the desired state. This information on previous guidance will be also integrated into the personal models. However, providing guidance alone is not enough. Guidance must be situationally actionable and easy to follow. In most cases, mechanisms for nudging, incentivizing and inspiring might be required, along with subtle approaches for measuring compliance.

Mental health navigation must necessarily be personalized. While traditional psychological models are only focused on determining the differences between individuals, personalized psychological modeling has recently gained interest [23, 24], aimed at considering within-person changes as well. With these personalized models, we expect to have different solutions for the same mental state goal for different individuals. Personal models can also keep a profile of each person and improve that profile as they are using the system by tracking the person's performance given all historical guidance.

To enable creation, updates and management of the personal models in everyday settings, a system implementing an efficient and layered architecture is required. Such system not only needs to monitor the individual, but also its context and lifelogs. The advent of ambulatory wearable devices that can unobtrusively capture and transmit physiological signals to servers when individuals are embedded in their own ecology opens the door for continuous capture of mental health responses, and offers a template architecture for implementing the personalized MHN system. Figure 2 depicts such an exemplar 3-layer sensor-gateway-cloud architecture comprised of: i) a Body Area Network (BAN) with wearable devices, ii) an Internet-connected gateway (e.g., smartphones), and iii) a Cloud-enabled back-end support. At the Body Area Network (BAN) layer, a Wearable Internet of Things (WIoT-based) monitoring system leverages two main categories of sensors: 1) low-energy and inexpensive wearable sensors with continuous monitor-

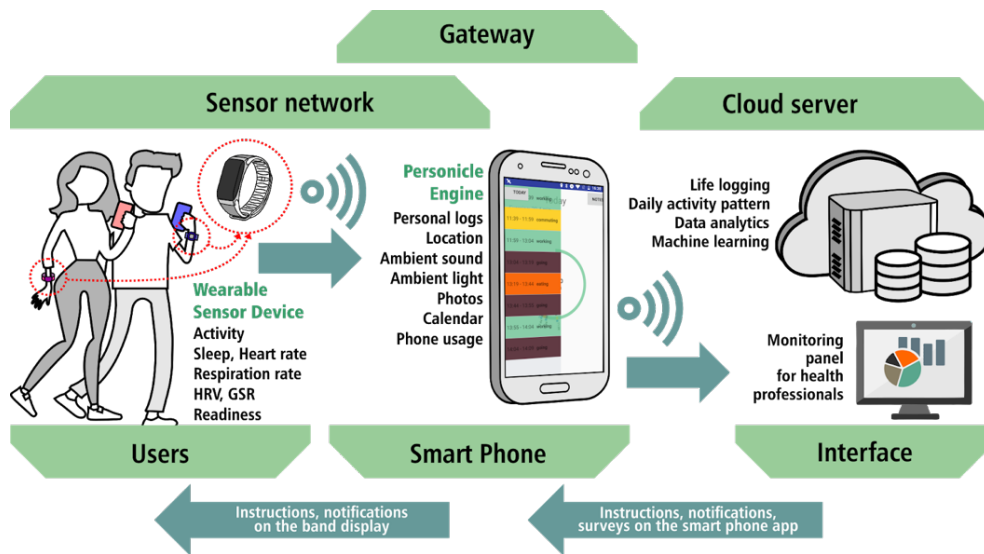


Figure 2: An exemplar 3-layer (sensor-gateway-cloud) architecture for implementing the MHN system

ing capability that measure signals such as photoplethysmogram (PPG), physical activities, heart rate (HR), heart rate variability (HRV), galvanic skin response (GSR), respiration rate (RR), and voice that enable physiological and behavioral assessment of mental health; and 2) smartphone-based virtual and physical sensing features (for quantitative and qualitative capture of daily activities, life-logs, and context) that can further assist the system to understand and incorporate the subjects' personal lifestyles and behavioral patterns into their personalized healthcare. We call such an engine, Personal Chronicle (i.e., *Personicle* [25]) which is implemented in the second component.

The second component - the Internet-connected Gateway - functions as the bridge between the BAN and the cloud. The smartphone implements two key services: the Personicle engine, and a foreground user interface. The Personicle engine (first service) performs activity and context detection, signal preprocessing (e.g., filtering), data aggregation, and local storage. This engine is a passive background application that collects data from smartphone sensors (e.g., GPS, accelerometer, screen activity), executes tailored smartphone applications (e.g., communication logs, calendar), and interfaces to the connected wireless wearable sensors. The second service is a foreground user interface that performs two-way communication with the subjects and the cloud/caregivers.

Finally, the third component – the Cloud – handles computationally intensive and high-level tasks such as modeling, event mining, and statistical analyses, as well as the feedback and recommendation systems, while providing back-end services such as storage, control panels, and user interfaces for the end-users. In the following sections, we discuss each module in the MHN system in more detail.

3. Goals and Desired Mental State

At the core of the MHN system are goals and desired mental states, as they may interact with any part of the MHN system (as seen in Figure 1). Broadly speaking, mental states refer to the cognitions (thoughts, beliefs) and emotions (feelings, moods) that can comprise an individual's experiences – these mental states can be reflected in an individual's behavior, such as in the choices they make or the way they treat others. Individuals are motivated by conscious and unconscious goals that are then reflected in changes within their physical and mental states [26]. For example, when an individual feels cold, they may experience a physiological response such that it gives rise to unpleasant feelings and sensations within their bodies; to return to homeostasis, an individual will enact a series of actions in order to reach a more ideal state. Whether they are conscious or unconscious of the exact cause of the situation (i.e., thinking one is cold and must alleviate this), the event elicits a response within the individual that then leads to behaviors based on how the individual appraises the event [27]. More broadly, individuals are motivated to seek enjoyable, hedonic states (i.e., time with loved ones, engage in hobbies) or will engage in states that involve challenge or stress (i.e., a workout, studying and training) if they recognize that it will benefit their long-term goals. Desired mental

states can consist of basic needs (i.e., sleep, sustenance) or more complex goals (i.e., running for government to enact change) that altogether may play a role in the individual's health and well-being. Furthermore, inability to achieve these goals can cause discordance between one's current and desired mental states. Through the MHN system, the same individual, however, can monitor their own physical and psychological profiles through available tools that allow them to better understand, reflect, and initiate intervention. Seeking intervention and guidance from a provider can also help the individual work through the current states in order to attain desired states. The guidance can be provided using provider-in-the-loop models, smart recommendation systems, or a combination of both.

In many circumstances, an individual seeks mental health services to address a specific mental health or self-improvement need or goal (identified by the self or by another person in the individual's life). The individual may present this goal to the provider at the outset of therapy. This goal is often unspecific or ill-defined (e.g., "I want to feel better about myself or my life," "I just want to be normal"), so the provider seeks to understand this need or goal better through an information gathering process. This process often includes understanding more about the location and timing the individual experiences the undesired or opposite state of the goal state (e.g., disliking self), how the opposite state affects the individual, and how the individual would know they were in the desired goal state. The provider may ask questions of the individual to better understand the individual's worldview and experiences, because each individual's experiences are idiosyncratic. Each answer the individual provides helps the provider better hone in on an understanding of how the individual views themselves and their experiences.

Through this process, the provider may either come to agree with the individual, that the individual's goal makes sense and is achievable or desirable (referred to as goal consensus, which could occur in the case where the individual wants to "feel better about themselves and life") or the provider may begin to view things differently than the individual and may start to diverge in their perspective of the goal of the therapy (and then they must collaborate to revise the goals) [28, 29]. For instance, whereas the individual may "just want to be normal," the provider may start to begin to hold a goal that the individual comes to accept themselves for who they are and embrace the unique qualities that make them this person [30]. In this process of goal consensus and collaboration, the provider shares these diverging perspectives with the individual in order for the individual to begin to see that the provider holds a different goal (that the provider sees qualities in the individual that are good and worthy of acceptance) and that the provider thinks they should work together toward that goal [28, 29]. Thus, the provider is suggesting a revision of the goal. The way in which this collaboration and divergence progresses varies by individual – for instance, with some clients, it might be able to be relatively rapid, but with others it might need to be a slow, iterative process of getting them to be open to seeing another perspective [31, 32, 33]. As discussed in Section 5, the mental health state of an individual is defined in a high-dimensional space capturing different aspects ranging from behavioral traits to biological markers. Forming such a space and being able to estimate health states in it are essential to define and track both the current state and the desired state of an individual. This requires a holistic and comprehensive data acquisition procedure (i.e., the Monitor module) which is presented in the following section.

4. Monitor

Monitoring is the main data acquisition module in the MHN model and serves as the gateway of information flow from the individual. This module can support different flows of information such as life-logs (Personicle), physiological signal assessment (wearable devices for objective measurements), and Ecological Momentary Assessments (EMA). Figure 3 shows an abstract representation of the Monitor's main components, including a potential set of multimodal data sources in the Monitor module. The following sub-sections discuss each component in detail.

4.1. Personicle

Nobel Laureate Daniel Kahneman [34] postulated that quantifying a person's daily usage of time into behavioral states (pleasure, stress level, etc.) could be beneficial for health research, resulting in several scientific approaches for monitoring and analyzing personal lifestyles and behavioral patterns. Table 1 shows the list of Kahneman's daily activities. Contemporary life event recognition technologies include: i) situation specific recognition (e.g., smart home), ii) computer vision-based recognition (e.g., surveillance or wearable cameras), and iii) sensor-based recognition (e.g., accelerometer, and GPS). These enable capture of low-level lifelogs (e.g., step count, GPS, venue, or physical activity) but critically lack the ability to capture or infer important contextual and higher cognitive factors that enable

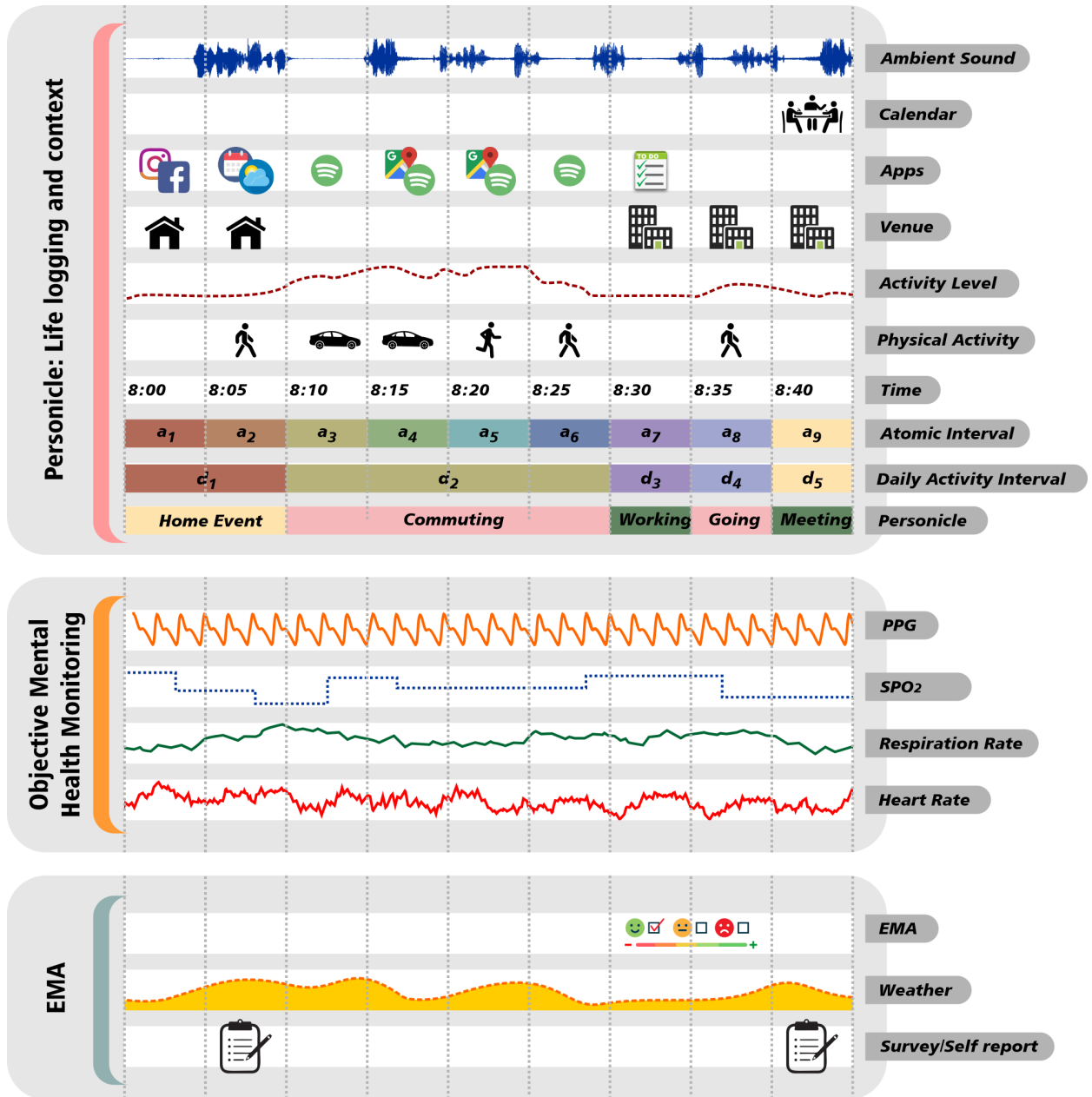


Figure 3: The main components of the Monitor Module including a potential multi-modal set of information sources

assessment and prediction of a person’s lifestyle. Our preliminary work on building a *Personicle* (Personal Chronicle, shown at the top of Figure 3) lays the foundation for a multi-modal life logging framework that integrates heterogeneous BAN sensory data (e.g., activity, location, phone oriented context, social interactions, etc.), synchronizes the data streams, recognizes some of Kahneman’s daily activity, and builds a personal chronicle (*Personicle*) of daily activity [35, 36, 37, 25, 38].

The *Personicle* component in the Monitor module objectively and automatically measures one’s life events to help the MHN system incrementally model the person based on multi-modal life logging measurements. The *Personicle* model itself must evolve using learning techniques applied to daily activities in the chronicle and relate them to biomedical or behavioral signals. The *Personicle* component enriches the other subjective and objective mental health related data of an individual with multi-modal contexts around them to help build personalized models. At the lowest semantic level of the *Personicle*, the focus is on recognition of daily activity (Figure 3), as suggested by Kahneman et al. [34]. Even at this level, a major technical challenge is that fully-automated tracking does not always guarantee high recognition accuracy [39].

There exist a variety of approaches using different modalities to perform life-logging and activity recognition such as sensor-based, situation-specific, and computer vision based approaches (briefly reviewed in Appendix A). We posit that a holistic approach leveraging multi-modal data together with these approaches can offer reliable recognition of the majority of daily activities listed in Table 1. In Appendix B, we demonstrate an example of detecting an eating activity to discuss how *Personicle* exploits such a multi-modal approach to automatically detect certain complex daily activities.

4.2. Objective Mental Health Assessment

Using Physiological Markers: Ample research links activations of physiological reactivity with mental health outcomes. For instance, elevations in sympathetic nervous system (SNS) activation, such as increases in heart rate (HR), pre-ejection period, or electrodermal activity (EDA) have all been linked with mental health outcomes [40, 41]. Moreover, greater decreases in parasympathetic nervous system (PNS) activation (heart rate variability [HRV]) have also been meaningfully associated with anxiety and depression [42, 43]. Similarly, objective bio-signal analysis to detect stress has been shown to be expandable to detect other psychological disorders, such as bipolar disorder that can significantly affect aforementioned physiological measurements [44, 45, 46].

Objective mental health assessment poses a challenge for measurements collected during standardized laboratory tasks that have high internal validity, but sacrifice considerable external validity in terms of generalizability to the types of experiences individuals encounter in their daily lives. The advent of ambulatory wearable devices that can unobtrusively capture and transmit to servers physiological signals when individuals are embedded in their own ecology represent significant advances in our ability to explore the stress response. In Appendix C, we use objective stress assessment as an example that becomes feasible using low-cost wearable sensors. In fact, there is a growing list of consumer products (e.g., Samsung Galaxy watch, Fitbit Sense, Garmin vivosmart, etc.) that have already integrated different implementations of this service in their wearables.

Using Behavioral Markers: Changes in our mental states also manifest themselves in our behaviors. Many of these behavioral changes can be automatically captured using technology. For instance, the fields of emotion recognition and affective computing boomed in 2010s thanks to advances in techniques such as facial expression recognition, audio-visual emotion recognition, and text mining and natural language processing for sentiment analysis. A summary of recent advances in multimodal affect recognition can be found in a report by D’Mello *et al.* [47] which includes applications such as automatic assessment of depression and anxiety. In regard to sensing, this field also overlaps with the field of activity detection and life-logging presented in the previous section.

Smartphones are rich sources of information for detecting life activities, and can also partially reveal the mental state of an individual. For instance, they can capture whether individuals are socially isolated by tracking their

Table 1: List of Kahneman’s daily activity

Still	Working	Watching TV
Walking	Commuting	Preparing food
Running	Exercising	Socializing
Cycling	Religious event	Housework
Driving	Shopping	Intimate relations
Direct communication	Eating	Relaxing
Remote communication	Using toilet	Taking a break
On the smartphone	Home event	Sleeping

interactions (e.g., location, calls, social networks, etc.), or whether they are anxious or stressed out by analyzing their keyboard typing behaviors [48]. Smartphones have also shown to be effective in detecting certain mental disorders directly. For instance sleep distribution and quality can be detected by smartphones using screen usage, body movement, coughing and snoring, and ambient noise [49]. Sleep qualities have been shown to be a useful indicator for different disorders such as depression [50] and chronic stress [51]. Moreover, frequent mobile phone usage (on screen) has been correlated to current symptoms of depression especially within young adult men and women [52]. Further analysis has shown that frequent usage of mobile phone could be a marker of early-stage sleep disturbances in men, and depression in both men and women. [52] Sustained and intense social network usage (high frequency and duration) on mobile phones has shown to be an indicator of stress disorder and anxiety [53, 54, 55]. Phone addiction is also highly correlated with more specific behaviors such as impulsivity [56] and social anxiety [55, 54].

Mobile device usage as a medium of interacting with the outside world is another rich source of information about a person's mental wellbeing. The frequency, amount and recipients of an individual's phone calls and messages are a direct indicator of the individual's level of sociability and isolation. Furthermore, the content produced by an individual can be processed to identify the individual's emotion throughout time. Several approaches have been proposed to recognize user emotions from textual content. These approaches are often lexicon-based, machine learning-based, or hybrid [57, 58]. Mobile devices have also been used to detect certain disorders such as ADHD, leveraging the phone's accelerometer and GPS outputs to understand the individual's movement in an environment to track ADHD footprints [59].

Since the physiological and behavioral modalities are complementary in nature, a holistic and multi-modal approach capable of properly fusing them can lead to enhanced objective mental health assessments.

4.3. *Ecological Momentary Assessments (EMA)*

Although there are numerous technological advances in wearable sensors for physiological assessments in real-time and daily life, researchers have also considered advances in subjective reporting methods. Current mood and subjective states can influence recalled mood and states [60, 61]. One-time or global self-reporting of experiences may be susceptible to these biases and inaccuracy, as individuals might think of their overall or peak experiences [62]. Thus, researchers have developed methods such as ecological momentary assessments (EMA) as a range of data collection techniques to capture in-the-moment experiences as they occur; EMA studies can reduce recall bias and allow for greater ecological validity, allowing individuals to report based on lived experiences as opposed to lab-based paradigms that may limit context and less accurately reflect real-world settings [63]. Within the area of EMA, there are different ways in which daily assessments can help researchers understand people's lived experiences and behaviors, each with their different advantages and limits.

EMA as an umbrella term includes ambulatory assessments such as physiology and sleep, as well as frequent, multiple self-reporting of current states (i.e., experiencing sampling, daily diary). Some methods will prompt individuals at random times during the day to report their experiences, whereas others will either ask individuals to report at the end of the day or continuously monitor an individual's behavior using non-invasive wearable devices (for a review [62, 63]). At their core, these methodologies collect multiple assessments for extended periods of time. Furthermore, the dynamics that occur within an individual's life point towards the importance of understanding how variation in an individual's experiences and states may relate to their mental health. Indeed, this examination of within-person dynamics reflect an individualized-approach where there is more variation within the person that is important to a nuanced understanding of behavior and mental states rather than group-level aggregates [64, 65]. These offer unique ways to understand the dynamics in which people's lives shift across time and the events that occur in their life. For example, EMA methods may be particularly relevant to understanding mental states and experiences during large-scale shared events such as a global pandemic, a natural disaster, an upcoming election, or, alternatively, more personal stressful life events such as soon-to-be parents, a licensing exam, or grieving over the loss of a loved one. Alternatively, researchers may consider how experiences such as drug-use or instances of relational conflict in life relate to their well-being. Overall, EMA methodologies can be effective, ecologically valid tools for researchers to use in understanding human phenomena.

A person-centered (i.e., within-person) approach essentially calls for more person-specific and individualized approaches to not only understanding human behavior but also psychopathology and development of interventions [66, 67, 68]. Often, assessments of mental health symptoms require individuals to report in the past week or month. With daily diary and EMA methods, researchers can understand the experience of day-to-day events and mental states

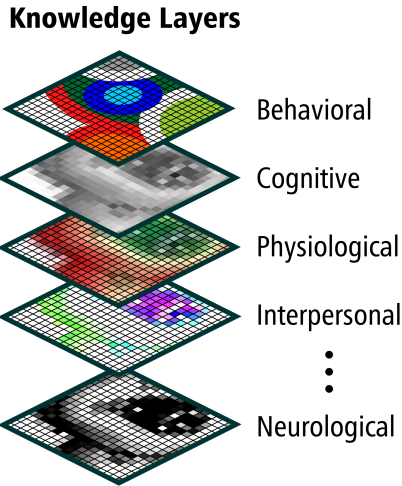


Figure 4: The knowledge layers in Personalized Mental Health Navigators

that co-occur with mental health symptoms, including depressive symptoms and their severity. EMA has been widely used in clinical research, including depression and mood disorders [69], affective and emotion-related processes [70, 71], and the intersection of psychopathology and emotion [72, 73, 74]. However, a few limitations to an EMA approach using self-report is that random prompting throughout the day may be inconvenient for individuals, and requires a heavy burden on individuals; daily diary methods that prompt individuals to complete at the end-of-day may also be susceptible to a degree of recall bias [62]. Despite these limitations, much can be learned through an individualized approach to psychopathology and well-being.

5. Mental Health Estimation

The high-dimensional and holistic information collected by the Monitor module can be used to identify an individual’s mental health state. Each individual is unique with large possibilities of mental health states. Many different dimensions need to be considered to model and estimate such a state, for instance, emotion, biological patterns, sociology, behavior, and cognition. Mental health state can be defined as a projection of covers across each dimension of the knowledge layers (Figure 4). While a large body of research has been conducted to investigate each of these dimensions [75] (often in isolation), to the best of our knowledge, this field lacks a concrete method to define a general model of an individual’s mental health state in a holistic way. Note that our daily life alters our state in such a high-dimensional space, simultaneously in many dimensions which can help determine our current state in the mental health continuum.

Due to the complex nature of human psychology, mental health is a high-dimensional space, making the state estimating task challenging. One way to view it would be similar to a multi-layer coordinate system to describe the globe that leverages latitude, longitude, and altitude independently of any knowledge layers. In the context of mental health estimation, some relevant domain knowledge layers can be Emotional Factors, Behavioral Trait, Social Factors, Cultural Factors, Linguistic Factors, Cognitive state, Biological Markers [75], Interpersonal relations, and, Neurological state (Figure 4). Almost any known psychological disorder can be identified by a combination of these dimensions. For instance, bipolar disorder, characterized by dysregulation of emotions [76], or depression [77], eating disorder [78], sleep problems [79] can be highly affected by many of such factors at the same time (e.g., social, neurological, cultural, etc.).

A key functionality of the MHN system is to process different modalities in order to properly estimate mental health variables in different dimensions. As mentioned earlier, this system has an actionable design given the individual’s current state and goal state. It reflects on the desired mental states at each stage as mental health could potentially be viewed as a mismatch in one’s current mental state and their desired mental states; and it is through the estimation,

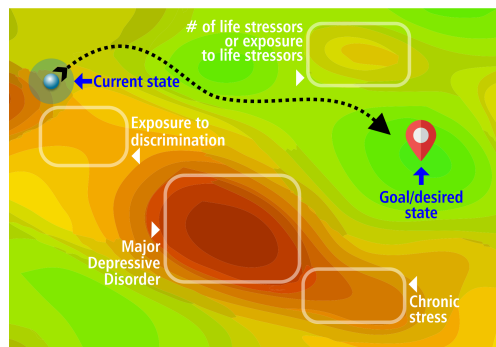


Figure 5: A sample mental health state w.r.t. emotional factors

matching, and guidance that individuals come to an awareness of this mismatch which can result in help-seeking or self/other intervention.

For providing guidance, it is important to know the current mental state and all adjacent and reachable states from this state. Figure 5 shows a much-simplified conceptual state-space in two dimensions. It must be mentioned that the mental health state-space will be a very high dimensional space possibly requiring tens of different dimensions. A person's mental state at a time will be represented by a point in this space as shown in the diagram. The state-space itself may be segmented to represent hyper-regions corresponding to different mental situations including mental disorders. As indicated in the diagram, different conditions like chronic stress and depressive disorders may be identified as a region in this space. As may be clear from this state-space, from the given current state, one could identify the path for navigation depending on the goal (ideal) state. Thus, mental health navigation is the problem of finding the most effective and realizable routes from the current state to the goal/desired state considering different constraints in this space.

6. Personal Models

Given that each person is unique, the MHN system leverages *personalization* to incorporate the individual's unique genetics, lifestyle and exposure. Every individual is a biological system that responds differently to different inputs. This fact is the basis of the P4 approach to healthcare. To build an approach that makes P4 a persistent action to guide the person in her/his lifestyle and medication, it is important to estimate and build its personal model. The personal model is the heart and soul of the MHN system. Since each person is unique, their personal model is essential to predict what is likely to happen to this person's mental health as a result of changing contexts and inputs. Such predictions are not possible using population models. If the prediction for the person suggests undesirable future outcomes, it is essential to prevent those by guiding the person to take right actions at the right time. Such guidance also requires using personal models. In other words, the personal model is central to all processes in the MHN system, from monitoring to guidance (Figure 1). This necessitates building, updating, and reflecting on personal models at each and every stage of the cybernetics loop. Furthermore, the participation of the individual is essential for personal model creation, implementation, and guidance, since which approaches may work on an individual and which may be ignored are again dependent on the person.

Building Personal Mental Health Models: In many areas relevant to personalization, a model is built by collecting data in the context of the application. Google, Facebook, Amazon, and Netflix are used as prime example of personalized recommendations using models built for each individual when they interact with different applications on their site. In the same way, most web applications increasingly log each and every interaction a user has on their site and the context of that interaction. These logs are then analyzed to build models of users that could predict and recommend to them what will be most relevant to them. Logs collected about user behavior on the site are the first step in data that is then analyzed to build models. This process of data logging and then analysis to build models is the basis of many scientific modeling. In most area of the sciences, the first step is to collect data in the context of analyzing a

specific phenomenon for building a model that could be used for prediction and then control. MHN follows the same approach in mental health.

For building personal mental health models, one must log all relevant data related to mental state of a person. In case of MHN, a wide variety of data (mentioned in the Monitor section) is collected for an individual. Such longitudinal data of an individual then needs to be used to understand relationships among all events related to mental health. In addition to the continuous data collection, a set of historical and demographic information of a patient's mental and medical conditions is gathered through questionnaires and other medical documents. These information could be anything from medical and psychological situations and surgeries to genetic information and history of diseases and disorders in the family. These collected information are being used as context to gain a more accurate mental state of the patient. A Personicle is the log of everything that happens to a person and is collected over a long period. This log is the major source of data that is analyzed using emerging event mining techniques for building both correlational as well as causal models for the person.

For instance, there are a set of mental disorders that are shown to have genetic roots. These could be found through OMICS analysis or by looking for the traces in the patient's family. Another example would be the effect of a heart condition on objective measurement of the stress that we expect more heartbeat regulations after a surgery.

The personalized mental health modeling would also affect the desired mental state. Take the previous instance again: a patient who has undergone heart surgery is generally expected to be more vulnerable to stress. As another example a patient with a history of bipolar disorder in the family statistically is expected to be prone to it, and this fact could affect the desired mental states.

Other examples where personal models can help would be learning and capturing the proper time and situation to trigger EMAs and self-reports or to send recommendations to individuals. Such models can help minimize the amount of missing data as well as increase the adherence to interventions.

7. Guidance

In this section, we elaborate on the *Guidance* module of the MHN system. The *Guidance* module represents the stage in which individual users of the MHN can synthesize and piece together information from the monitoring stage alongside their goals and mental states. More specifically, individuals can *reflect* on their goals and progress, consider adjustments to their own behaviors or seek the *recommendations* of the AI-based recommender systems or a healthcare provider. In summary, the individual at this stage can opt to *intervene* in order to maintain current goal pursuit, form new goals, or alternatively revise goals in order to attain their desired mental states. Through the process of subjective and objective monitoring of one's health, individuals can review their current mental states and compare it to their desired mental states. When individuals are able to view their own data, they may have the opportunity to reflect on aspects of their daily life in which situations or feelings are less ideal. Furthermore, individuals can increase their own self-efficacy by taking an active role in their well-being and engage in self-management behaviors to maintain their health [80, 81]. The empowerment and active role of the individual in their own management of health has been a shifting trend in the field of healthcare [82]. Indeed, the concept of self-management or self-monitoring has expanded into the field of digital mental health research, such that researchers have provided supporting evidence for its benefits in increasing emotional self-awareness and well-being [83]. Despite the emergence of digital spaces for increasing individual self-efficacy in engagement of health behaviors, self-monitoring and intervention in the trajectory of one's own mental health may still benefit from guidance and recommendations from others.

Prolific amounts of state-of-the-art self-help and health-tracking apps are publicly available, yet limitations to many of these available tools is the lack of personalization (i.e., building personal models), guidance, or recommendations offered to the individual user of these apps [84, 85, 86]. Furthermore, the degree to which individuals engage and are capable of incorporating self-management strategies into their own lives for mental well-being varies significantly [87]. A systematic review of health-apps available on the market indicated that goal-setting was crucial yet not always often available in these apps, particularly ones catered towards physical activity [88]. In particular, guided self-help may be beneficial for depression and anxiety [89]. Additionally, Kelley and colleagues (2017) had conducted a two-part study to understand how individuals felt about self-tracking, where there may be harm if an individual became overly focused on their health tracking (i.e., caloric intake) and that initial scaffolding and recommendations during initial stages of tracking or monitoring may be necessary. Providers may initially struggle with interpreting

the monitored data and incorporating it into useful recommendations [90]. However, with continued advances in self-monitoring and interest in these tools, providers and researchers are figuring out ways in which the patient-provider relationship can collaboratively utilize self-monitored information; indeed, providers may view the information as supporting self-motivation, better insight into the individual experience, opportunity for more personalized treatment plans, facilitating communication during the appointment [91]. Thus, guidance may involve an important and dynamic process involving the self with one's healthcare provider.

In collaboration with one's provider, the MHN system can improve the communication between individuals and their provider. Together, they can review the monitoring data and discuss changes in well-being along the mental health continuum. Based on the level of detailed information that includes subjective experiences, contextual and ecological information about the individual's living environment, as well as physiological fluctuations within the individual, a provider can offer professional recommendations or assist the individual in navigating and processing this information. The provider can then support the individual in developing self-efficacy in the engagement of health behavior changes, and prescribe treatment when necessary. Once the individual decides on a plan of action or intervention either with the AI-recommender system or from the help of a provider, the Guidance module then initiates the feedback loop where individuals can *monitor* their experiences in the process of treatment and changes in behavior. Individuals again can consider their goals and mental states, and reconsider with their provider if the previously suggested recommendations or interventions were effective. At the return to this point in the system, individuals alongside their provide can consider alternative recommendations or interventions.

7.1. Utilization of Personalized MHN in Guidance and Treatment

Consider the case in which a provider has access to data from the MHN system at their fingertips. Access to such data lends insight into the individual's sleep, physical activity, physiology, stress levels, and activities the individual had engaged in throughout the week, as well as the interrelations between these variables. If the provider were able to integrate an understanding of these data into their conceptualization of the individual, how much further would the treatment of the individual progress and at what speed? This information could be used to augment and clarify the reports provided by the individual regarding their overall sense of the problem they are experiencing. In turn, this information could guide the provider's recommended intervention to be more effective and tailored to the individual.

We offer two scenarios of two adolescent individuals who present at their psychologists' offices with major depressive disorders – both are 17 year-old females who have been experiencing the following symptoms for the past four weeks: anhedonia (loss of interest or pleasure in things they used to enjoy), difficulty concentrating, feelings of guilt, suicidal ideation, difficulty falling and staying asleep, irritability, loss of appetite, and a sense of worthlessness. When both of these individuals complete a standardized clinical assessment of depression (e.g., the Beck Depression Inventory; [92]), they obtain the same score. However, if provided with the stream of data generated by Personicle and the MHN system, the psychologists working with these adolescents might be able to ascertain that these two individuals have very different profiles.

Individual A exhibits a profile characterized by high levels of social withdrawal – she has extremely limited contact with her family members, leaving her bedroom for meals and to use the restroom only, and spends the majority of her time in isolation or engaged in web browsing. She also does not appear to be engaging with her friends – she has not had face-to-face encounters or video-chat sessions with them nor has she texted them. Further, she experiences heightened physiological arousal during and after time spent on certain social media sites (e.g., Tik Tok, Instagram), which she most often does until late in the evening right up until the onset of sleep. Individual A may benefit most from an intervention approach that helps her reengage and make use of available social supports (family, friends) rather than watching from the sidelines through social media use. It is possible that there are conflicts in her relationships with her family or friends that Individual A does not know how to navigate – indeed, depressed adolescents often exhibit lower interpersonal skills [93, 94]. Individual A's therapy could focus on acquiring interpersonal skills that would enable her to pursue these goals of reducing social withdrawal, which presumably would help her increase her mood and reduce her depression.

Individual B exhibits a profile that is characterized by high levels of relational turbulence. Individual B's parents are divorced and she spends the weekdays at her mother's home and the weekends at her father's. Her mother and father are in the midst of a contentious legal battle and often send messages to one another through Individual B. Individual B cries four or five times a day, becoming hysterical at times and even hitting herself when she is extremely upset – during these fits of intense emotion, her heart rate and electrodermal activation become extremely high. She

gets in yelling matches with both of her parents when they do things she thinks are unfair and has eloped from each of their homes once a week (for only an hour each time). She’s extremely protective of her younger brother and makes loom bracelets for him in her free time, exhibiting the lowest physiological arousal when she is in this state. She has found some friends on an online gaming platform to talk to while at her mother’s house– her parents forbid her from doing this, yet these friends are the only people she really feels she can connect with and talk to about her problems so she stays up late to talk to these friends when her mother is asleep.

Individual B has a very different clinical presentation than Individual A, despite having the same symptoms of depression. Individual B may also have comorbid anxiety and/or emotion dysregulation. Thus, she may benefit first from some anxiety and stress reduction techniques, such as mindfulness-based stress reduction [95] , progressive muscle relaxation [96, 97], a treatment protocol that targets both anxiety and depression, such as the Unified Protocol for Emotional Disorders [98, 99], or a treatment that addresses the relational context of her symptoms, such as Dialectical Behavior Therapy [100, 101]. Alternatively, she may benefit from an attachment-based approach that involves her whole family system or part of her family, such as attachment-based family therapy [102]. A clinician would be looking at the types of therapies that emphasize emotion regulation and distress tolerance, particularly those that do so within an interpersonal context (because Individual A appears to become particularly dysregulated in interpersonal contexts).

In reviewing these potential cases of depression manifested uniquely in two adolescents, we can observe the benefit in using individualized and personalized approach. Therefore, the MHN system and Personicle present an opportunity for mental health providers to make personalized treatment decisions that take into account these otherwise unaccounted for details.

	Individual A	Individual B
Contextual Information	<ul style="list-style-type: none"> • High levels of social withdrawal - Limited contact with her family members • Leaves bedroom for meals and to use the restroom only • Spends the majority of her time in isolation or engaged in web browsing. • No face-to-face encounters or video-chat sessions with friends • Experiences heightened physiological arousal during and after time spent on certain social media sites (e.g., tik tok, instagram), which she most often does until late in the evening right up until the onset of sleep. 	<ul style="list-style-type: none"> • High levels of relational turbulence. • Individual B’s alternates between father’s and mother’s home • Mother and father in midst of contentious legal battle and send messages to one another through Individual B. • Individual B cries four or five times a day, hitting herself when she is extremely upset – during these fits of intense emotion, her heart rate and electrodermal activation become extremely high. • Gets into yelling matches with both of her parents • Has eloped from each of their homes • Spends time making loom bracelets for her younger brother in her free time, exhibiting the lowest physiological arousal at this time. • Chats with friends on an online gaming platform while at her mother’s house– parents forbid her from doing this, but she has unlocked the site and chats after her mother goes to bed.
Recommended Intervention	<ul style="list-style-type: none"> • Therapy focused on enhancing social skills • Approach that helps her reengage and make use of available social support (family, friends) rather than watching from the sidelines through social media use. 	<ul style="list-style-type: none"> • Mindfulness-based Stress-reduction • Progressive muscle relaxation • Unified protocol for emotional disorders • Dialectical Behavior Therapy • Attachment-based Family Therapy

8. Case Study

To examine the feasibility and possibility of understanding mental health through a personalized mental health navigation model, we conducted a pilot study. The purpose of this pilot study was to provide some preliminary data to examine the utility of this system and to help us envision future avenues into which to incorporate the MHN system.

We recruited a small sample of young adults (college students) to complete baseline assessments of mental health and followed them continuously over the course of 12-months, conducting mental health assessments at regular intervals. Here we present a case study [103] from our pilot data collection that reflects relevant aspects of the MHN model.

We focus on young adults because emerging adulthood (between the ages 18 and 25) is a stage characterized by significant changes [104, 105] in routine and lifestyle as well as risk for the onset of many major health problems [106, 107]. College students, in particular, are a subset of young adults [108] who are exposed to a unique constellation of circumstances – less parent supervision [109], more peer influence [110, 111, 112], and greater sleep dysregulation [113]. As a group, college students are less likely to seek support from mental health professionals [114] or professors [115]. Because this is a time when many individuals are also honing their skills for adaptive living [116], it is also an important time in which to intervene because habits can be formed that can last a lifetime. Furthermore as previously mentioned, young adults frequently use technology in their daily lives and could possibly benefit from smart devices to help monitor their health.

To illustrate the potential utility of the MHN model, we focus on one participant, a college-aged male, who entered our study with a depression score in the normal (non-clinical) range on the Beck Depression Inventory ([92] BDI-II; a score of 8) in January 2020, but by April of 2020, had a score of 24, indicating moderately severe depression. The COVID-19 pandemic hit the United States between these two time periods.

Using the MHN model allowed us to not only *monitor* his behaviors and states using a smart ring, smart watch, and phone app, but also collect his daily mood and a weekly open-ended text response regarding how he felt. Examining these aspects of *monitoring* together follows the next component of the MHN model, *estimation*. His narrative responses to our weekly survey questionnaire indicated that the COVID-19 pandemic had negatively impacted his life and well-being, as well as that of his family. Although his overall depressive symptoms increased dramatically over the course of the study, during the period of time when his symptoms were higher, there were phases when his mood states indicated that he was experiencing high mood (more positive emotion and less negative emotion) and other times when his mood was worse (when he was experiencing more negative emotion and less positive emotion). During the phase in which he was experiencing particularly poor mood (see Figure 8), we observed a pattern wherein he was sleeping less, his heart rate variability was lower, he was less physically active, and he spent more time at home. However, during the good mood phase, he slept more, exhibited higher heart rate variability, he was more physically active, and he was outside of the house for greater periods of time.

In the way, monitoring the participant through wearable sensors and collecting daily subjective experiences along with contextual information can help to the provider to understand factors that relate to the individual's overall well-being. The data and the individual's mental states (i.e., how they are feeling) can help the provider consider what recommendations may be most beneficial. For example, potential recommendations for this participant based on their pattern of behaviors may include encouragement and maintenance of habits and interactions that seem to be best for their mood and well-being, such as physical activity and social interaction with friends. In their weekly feel-in reports, they reported feeling productive and purposeful when involved in work that benefited others. The provider can then reflect these back to the individual and help guide them to pursue lifestyle changes or maintenance in order to sustain a sense of purpose and enjoyment in their activities. In the future, we hope to develop the MHN to the point that it can be used to guide intervention as well – in other words, the MHN could be deployed as a system in which the provider could introduce new inputs/suggestions into the individual's behavioral repertoire. The provider may wish to trigger in-app interventions to be delivered to the individual when the provider notices certain warning signs in the individual – for instance, when the individual's positive and negative emotions show large discrepancies, this may be a time when the individual is in need of a reminder to engage in physical activity, reconnect with friends, or utilize an mhealth intervention available to them (e.g., an app that encourages them to savor memories of positive interpersonal connection).

Thus, our pilot data and the aforementioned case study provides evidence for the feasibility of the *monitoring* and *estimation* components of the MHN model, where we are able to collect objective and subjective data in real-time that captures the physical and mental states of an individual while also accessing this data to *estimate* their well-being (i.e., shifts in their sleep and emotions). Based on the estimations and interpretations of their data, we offered a few recommendations that fall under the *guidance* aspect of the MHN model. *Monitoring* an individual over the course of the past year allowed us to consider the therapist-in-the-loop (here, one of our authors who is a trained clinical psychologist) who reached out to the individual when their mental health data indicated an increase in their depressive symptoms to offer additional assessment and suggestions for intervention. In summary, our pilot data positions us

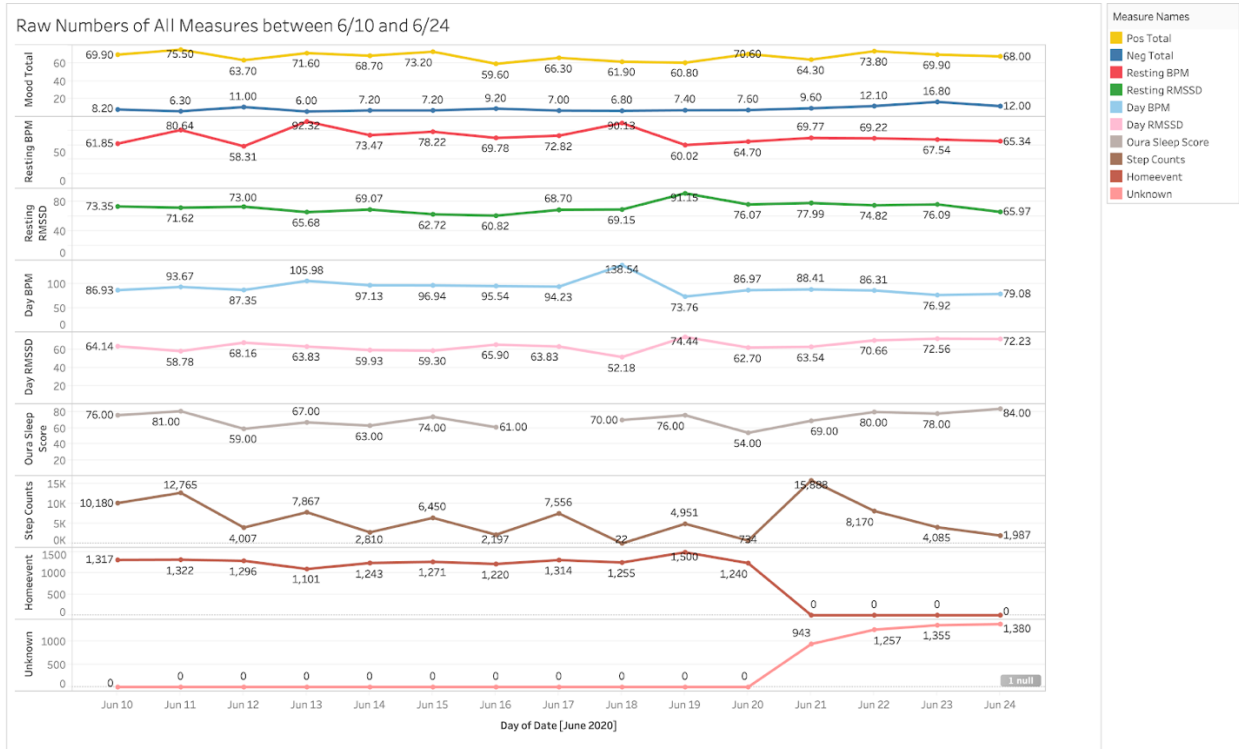


Figure 6: Well-Being (A)

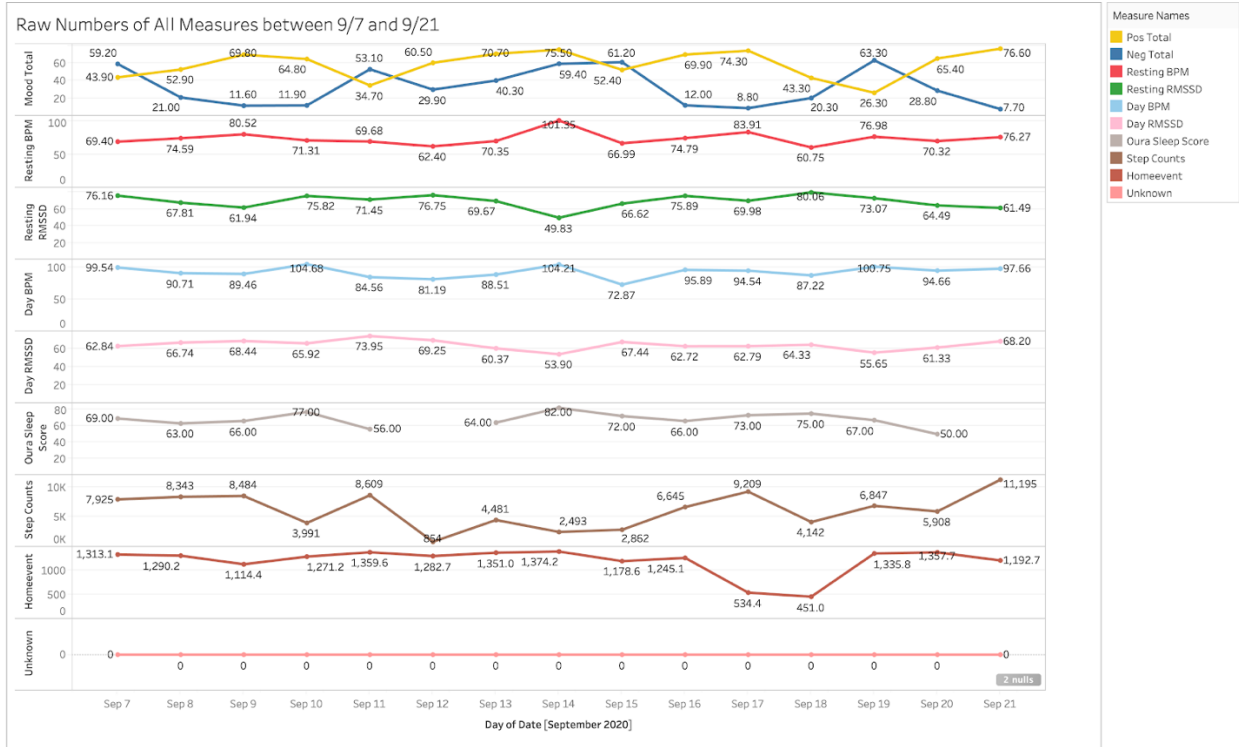


Figure 7: Poor Mood (B)

16
 Figure 8: Data Collected From Mental Health Navigator During a Period of Well-Being (A) and Poor Mood (B). Mood Total = Blue line signifies negative emotion and yellow line signifies positive emotion; Resting BPM = resting beats per minute, sampled 15 minutes every two hours, including sleep; Resting RMSSD = index of heart rate variability, sampled 15 minutes every two hours, including sleep; Day BPM = resting beats per minute, sampled 15 minutes every two hours, not including sleep; Day RMSSD = index of heart rate variability, sampled 15 minutes every two hours, not including sleep; Oura Sleep Score = summary score of overall sleep quality, a weighted sum of sleep contributors, which combines sleep latency, onset, restfulness, REM, deep sleep, timing and efficiency; Step Counts = generated from the watch, total number of steps taken per day; Home Event = minutes participant spent at home; Unknown; type of location of participant is unknown based on GPS

well to capture the *monitoring*, *estimation* components, and to incorporating *guidance* as part of an intervention in future studies.

9. Conclusions and Future Work

In this paper, we proposed the notion of Personalized Mental Health Navigation (MHN) as a goal-based cybernetics system allowing for a continuous cyclic loop of measurement, estimation, guidance, and influence to monitor and make sure that the person's mental health state remains in a healthy zone. MHN has the potential to transform mental health care from reactive and episodic to a continuous and navigational paradigm that leverages a holistic, personalized model of the individual. As we move toward a world where we hope to be able to match each individual with a personally tailored treatment plan, finding ways to use technology such that it supports mental health providers in treatment planning and collaborative goal setting is a priority. The MHN offers one vision of what this could look like, wherein providers could have a round-the-clock inside view into their clients' lives, rendering it so that in-session interactions and recommendations can be supported by knowledge gleaned from out-of-session data points. There is work yet to be done – we must chart the landscape for how to integrate these data sources so that they can be delivered to providers in ways that best inform treatment planning and collaborative goal-setting (this might differ somewhat by provider preference or therapeutic treatment modality, by the client's presenting problem, or by the client's behavioral patterns), identifying ways to distill the information received and provided to a manageable amount (for the provider and the individual receiving treatment), and determining how to take this to the next level so that providers can deliver interventions to their clients in real-time using the MHN. Each of these steps will require significant and careful investigation, but the promise of this approach cannot be overstated, as it offers the provider and the individual seeking treatment what they seek to give to and to elicit from one another, but always seemingly fall short of – an unobtrusive bird's eye view into the client's functioning throughout their daily life.

References

- [1] Sonia J Bishop and Christopher Gagne. Anxiety, depression, and decision making: a computational perspective. *Annual review of neuroscience*, 2018.
- [2] G Robert J Hockey, A John Maule, Peter J Clough, and Larissa Bdzola. Effects of negative mood states on risk in everyday decision making. *Cognition & Emotion*, 14(6):823–855, 2000.
- [3] L. Hood, R. Balling, and C. Auffray. Revolutionizing medicine in the 21st century through systems approaches. *Biotechnology Journal*, 7(8):992–1001, 2012.
- [4] Jon D Elhai, Summer Voorhees, Julian D Ford, Kyeong Sam Min, and B Christopher Frueh. Sociodemographic, perceived and objective need indicators of mental health treatment use and treatment-seeking intentions among primary care medical patients. *Psychiatry Research*, 165(1-2):145–153, 2009.
- [5] Brenda M Lindsay Nour, Jon D Elhai, Julian D Ford, and B Christopher Frueh. The role of physical health functioning, mental health, and sociodemographic factors in determining the intensity of mental health care use among primary care medical patients. *Psychological Services*, 6(4):243, 2009.
- [6] Brian L Carter, Susan X Day, Paul M Cinciripini, and David W Wetter. Momentary health interventions: Where are we and where are we going. *The science of real-time data capture. Self reports in health research*, pages 289–307, 2007.
- [7] Inez Myin-Germeys, Margreet Oorschot, Dina Collip, Johan Lataster, Philippe Delespaul, and Jim Van Os. Experience sampling research in psychopathology: opening the black box of daily life. *Psychological medicine*, 39(9):1533–1547, 2009.
- [8] Joseph R Betancourt, Alexander R Green, J Emilio Carrillo, and Elyse R Park. Cultural competence and health care disparities: key perspectives and trends. *Health affairs*, 24(2):499–505, 2005.
- [9] Peter H Koehn and Herbert M Swick. Medical education for a changing world: moving beyond cultural competence into transnational competence. *Academic Medicine*, 81(6):548–556, 2006.
- [10] Barbara C Schouten and Ludwien Meeuwesen. Cultural differences in medical communication: a review of the literature. *Patient education and counseling*, 64(1-3):21–34, 2006.
- [11] Jordana K Schmier and Michael T Halpern. Patient recall and recall bias of health state and health status. *Expert review of pharmacoeconomics & outcomes research*, 4(2):159–163, 2004.
- [12] Donald E Stull, Nancy Kline Leidy, Bhash Parasuraman, and Olivier Chassany. Optimal recall periods for patient-reported outcomes: challenges and potential solutions. *Current medical research and opinion*, 25(4):929–942, 2009.
- [13] Simine Vazire and Matthias R Mehl. Knowing me, knowing you: the accuracy and unique predictive validity of self-ratings and other-ratings of daily behavior. *Journal of personality and social psychology*, 95(5):1202, 2008.
- [14] Max Coltheart. Confabulation and conversation. *Cortex*, 87:62–68, 2017.
- [15] Francesc Borrell-Carrió, Anthony L Suchman, and Ronald M Epstein. The biopsychosocial model 25 years later: principles, practice, and scientific inquiry. *The Annals of Family Medicine*, 2(6):576–582, 2004.

- [16] George L Engel. The clinical application of the biopsychosocial model. In *The Journal of Medicine and Philosophy: A Forum for Bioethics and Philosophy of Medicine*, pages 101–124. Oxford University Press, 1981.
- [17] Derick T Wade and Peter W Halligan. The biopsychosocial model of illness: a model whose time has come, 2017.
- [18] Corey LM Keyes. The mental health continuum: From languishing to flourishing in life. *Journal of health and social behavior*, pages 207–222, 2002.
- [19] Kwon Garcia, Hardeman. Teenagers and texting: use of a youth ecological momentary assessment system in trajectory health research with latina adolescents. *JMIR mHealth and uHealth*, 2(1), 2014.
- [20] Nielsen Wire. Us teen mobile report: Calling yesterday, texting today, using apps tomorrow. *Nielsen Wire*, 2010.
- [21] D. Marinescu. *Complex Systems and Clouds*. Elsevier, 2016.
- [22] Wiener N. *Cybernetics, or, Control and Communication in the Animal and the Machine*. Wiley, 1948.
- [23] Thomas R Insel. The nimh research domain criteria (rdoc) project: precision medicine for psychiatry. *American Journal of Psychiatry*, 171(4):395–397, 2014.
- [24] Aidan GC Wright and William C Woods. Personalized models of psychopathology. *Annual review of clinical psychology*, 16, 2020.
- [25] Hyungik Oh and Ramesh Jain. From multimedia logs to personal chronicles. In *Proceedings of the 2017 ACM on Multimedia Conference*, pages 881–889. ACM, 2017.
- [26] Abraham Harold Maslow. *A Dynamic Theory of Human Motivation*. Howard Allen Publishers, 1958.
- [27] Klaus R Scherer. *Appraisal theory*. John Wiley & Sons Ltd, 1999.
- [28] Georgiana Shick Tryon and Greta Winograd. *Goal consensus and collaboration*. Educational Publishing Foundation, 2011.
- [29] Georgiana Shick Tryon, Sarah E Birch, and Jay Verkuilen. Meta-analyses of the relation of goal consensus and collaboration to psychotherapy outcome. *Psychotherapy*, 55(4):372, 2018.
- [30] ME Bernard. Introduction to the strength of self-acceptance: Theory, theology, and therapy. *The strength of self-acceptance: Theory, practice and research*, pages xiii–xix, 2013.
- [31] Idan M Aderka, Angela Nickerson, Hans Jakob Bøe, and Stefan G Hofmann. Sudden gains during psychological treatments of anxiety and depression: A meta-analysis. *Journal of consulting and clinical psychology*, 80(1):93, 2012.
- [32] Jonathan G Shalom, Eva Gilboa-Schechtman, Dana Atzil-Slonim, Eran Bar-Kalifa, Ilanit Hasson-Ohayon, Patricia Van Oppen, Anton JLM Van Balkom, and Idan M Aderka. Intraindividual variability in symptoms consistently predicts sudden gains: An examination of three independent datasets. *Journal of Consulting and Clinical Psychology*, 86(11):892, 2018.
- [33] Jonathan G Shalom and Idan M Aderka. A meta-analysis of sudden gains in psychotherapy: Outcome and moderators. *Clinical Psychology Review*, 76:101827, 2020.
- [34] Daniel Kahneman, Alan B. Krueger, David A. Schkade, Norbert Schwarz, and Arthur A Stone. A survey method for characterizing daily life experience: The day reconstruction method. *Science*, 306(5702):1776–1780, 2004.
- [35] Laleh Jalali and Ramesh Jain. Building health persona from personal data streams. In *Proceedings of the 1st ACM International Workshop on Personal Data Meets Distributed Multimedia*, PDM '13, pages 19–26, 2013.
- [36] R. Jain and L. Jalali. Objective self. *IEEE MultiMedia*, 21(4):100–110, 2014.
- [37] Hyungik Oh, Laleh Jalali, and Ramesh Jain. An intelligent notification system using context from real-time personal activity monitoring. In *Multimedia and Expo (ICME), 2015 IEEE International Conference on*, pages 1–6. IEEE, 2015.
- [38] Sumi Helal and Ramesh Jain. Digital health-active and healthy living. *IEEE Computer*, 52(11):14–17, 2019.
- [39] Eun Kyoung Choe, Saeed Abdullah, Mashfiqui Rabbi, Edison Thomaz, Daniel A Epstein, Felicia Cordeiro, Matthew Kay, Gregory D Abowd, Tanzeem Choudhury, James Fogarty, et al. Semi-automated tracking: A balanced approach for self-monitoring applications. *IEEE Pervasive Computing*, 16(1):74–84, 2017.
- [40] Jessica L Borelli, Margaret L Burkhart, Hannah F Rasmussen, Patricia A Smiley, and Gerhard Hellemann. Children’s and mothers’ cardiovascular reactivity to a standardized laboratory stressor: Unique relations with maternal anxiety and overcontrol. *Emotion*, 18(3):369, 2018.
- [41] T. P. Zahn, J. I. Nurnberger, and W. H. Berrettini. Electrodermal activity in young adults at genetic risk for affective disorder. *Archives of General Psychiatry*, 46:1120–1124, 1989.
- [42] Jessica L Borelli, Lori M Hilt, Jessica L West, Nicole Y Weekes, and Melinda C Gonzalez. School-aged children’s depressive rumination is associated with their reactivity to sadness but not fear. *Journal of Clinical Child & Adolescent Psychology*, 43(5):799–812, 2014.
- [43] J. W. Hughes and C. M. Stoney. Depressed mood is related to high-frequency heart rate variability during stressors. *Psychosomatic Medicine*, 62(6):796–803, 2000.
- [44] Gaetano Valenza, Luca Citi, Claudio Gentili, Antonio Lanata, Enzo Pasquale Scilingo, and Riccardo Barbieri. Characterization of depressive states in bipolar patients using wearable textile technology and instantaneous heart rate variability assessment. *IEEE journal of biomedical and health informatics*, 19(1):263–274, 2014.
- [45] Manoj Vishwanath, Salar Jafarlou, Ikhwan Shin, Miranda M Lim, Nikil Dutt, Amir M Rahmani, and Hung Cao. Investigation of machine learning approaches for traumatic brain injury classification via eeg assessment in mice. *Sensors*, 20(7):2027, 2020.
- [46] Manoj Vishwanath, Salar Jafarlou, Ikhwan Shin, Nikil Dutt, Amir M Rahmani, Miranda M Lim, and Hung Cao. Classification of electroencephalogram in a mouse model of traumatic brain injury using machine learning approaches. In *2020 42nd Annual International Conference of the IEEE Engineering in Medicine & Biology Society (EMBC)*, pages 3335–3338. IEEE, 2020.
- [47] Sidney K. D’mello and Jacqueline Kory. A review and meta-analysis of multimodal affect detection systems. *ACM Comput. Surv.*, 47(3), 2015.
- [48] Balli Sagbas, Korukoglu. Stress detection via keyboard typing behaviors by using smartphone sensors and machine learning techniques. *J. Med. Syst.*, 44(68), 2020.
- [49] David C Mohr, Mi Zhang, and Stephen M Schueller. Personal sensing: understanding mental health using ubiquitous sensors and machine learning. *Annual review of clinical psychology*, 13:23–47, 2017.
- [50] Rui Wang, Fanglin Chen, Zhenyu Chen, Tianxing Li, Gabriella Harari, Stefanie Tignor, Xia Zhou, Dror Ben-Zeev, and Andrew T Campbell. Studentlife: assessing mental health, academic performance and behavioral trends of college students using smartphones. In *Proceedings of*

- the 2014 ACM international joint conference on pervasive and ubiquitous computing, pages 3–14, 2014.
- [51] Amir Muaremi, Bert Arnrich, and Gerhard Tröster. Towards measuring stress with smartphones and wearable devices during workday and sleep. *BioNanoScience*, 3(2):172–183, 2013.
 - [52] Sara Thomée, Annika Härenstam, and Mats Hagberg. Mobile phone use and stress, sleep disturbances, and symptoms of depression among young adults—a prospective cohort study. *BMC public health*, 11(1):66, 2011.
 - [53] Sara Thomée. Mobile phone use and mental health. a review of the research that takes a psychological perspective on exposure. *International journal of environmental research and public health*, 15(12):2692, 2018.
 - [54] Mengwei Bian and Louis Leung. Linking loneliness, shyness, smartphone addiction symptoms, and patterns of smartphone use to social capital. *Social science computer review*, 33(1):61–79, 2015.
 - [55] Asli Enez Darcin, Samet Kose, Cemal Onur Noyan, Serdar Nurmedov, Onat Yilmaz, and Nesrin Dilbaz. Smartphone addiction and its relationship with social anxiety and loneliness. *Behaviour & Information Technology*, 35(7):520–525, 2016.
 - [56] Joël Billieux, Philippe Gay, Lucien Rochat, and Martial Van der Linden. The role of urgency and its underlying psychological mechanisms in problematic behaviours. *Behaviour research and therapy*, 48(11):1085–1096, 2010.
 - [57] Shadi Shaheen, Wassim El-Hajj, Hazem Hajj, and Shady Elbassuoni. Emotion recognition from text based on automatically generated rules. In *2014 IEEE International Conference on Data Mining Workshop*, pages 383–392. IEEE, 2014.
 - [58] Hesam Sagha, Nicholas Cummins, and Björn Schuller. Stacked denoising autoencoders for sentiment analysis: a review. *Wiley Interdisciplinary Reviews: Data Mining and Knowledge Discovery*, 7(5):e1212, 2017.
 - [59] John Torous, Mathew V Kiang, Jeanette Lorme, and Jukka-Pekka Onnela. New tools for new research in psychiatry: a scalable and customizable platform to empower data driven smartphone research. *JMIR mental health*, 3(2):e16, 2016.
 - [60] Norman M Bradburn, Lance J Rips, and Steven K Shevell. Answering autobiographical questions: The impact of memory and inference on surveys. *Science*, 236(4798):157–161, 1987.
 - [61] Roger Tourangeau. Remembering what happened: Memory errors and survey reports. In *The science of self-report*, pages 41–60. Psychology Press, 1999.
 - [62] Niall Bolger, Angelina Davis, and Eshkol Rafaeli. Diary methods: Capturing life as it is lived. *Annual review of psychology*, 54(1):579–616, 2003.
 - [63] Saul Shiffman, Arthur A Stone, and Michael R Hufford. Ecological momentary assessment. *Annu. Rev. Clin. Psychol.*, 4:1–32, 2008.
 - [64] Aaron J Fisher, John D Medaglia, and Bertus F Jeronimus. Lack of group-to-individual generalizability is a threat to human subjects research. *Proceedings of the National Academy of Sciences*, 115(27):E6106–E6115, 2018.
 - [65] Alexandre JS Morin, Christophe Maiano, Benjamin Nagengast, Herbert W Marsh, Julien Morizot, and Michel Janosz. General growth mixture analysis of adolescents’ developmental trajectories of anxiety: The impact of untested invariance assumptions on substantive interpretations. *Structural Equation Modeling: A Multidisciplinary Journal*, 18(4):613–648, 2011.
 - [66] Ulrich W Ebner-Priemer and Timothy J Trull. Ecological momentary assessment of mood disorders and mood dysregulation. *Psychological assessment*, 21(4):463, 2009.
 - [67] Susan J Wenzel and Ivan W Miller. Use of ecological momentary assessment in mood disorders research. *Clinical psychology review*, 30(6):794–804, 2010.
 - [68] Aidan GC Wright and William C Woods. Personalized models of psychopathology. *Annual review of clinical psychology*, 16, 2020.
 - [69] Samantha L Connolly and Lauren B Alloy. Rumination interacts with life stress to predict depressive symptoms: An ecological momentary assessment study. *Behaviour research and therapy*, 97:86–95, 2017.
 - [70] Michael F Armev, Heather T Schatten, Natasha Haradhvala, and Ivan W Miller. Ecological momentary assessment (ema) of depression-related phenomena. *Current opinion in psychology*, 4:21–25, 2015.
 - [71] Peter Kuppens, Zita Oravecz, and Francis Tuerlinckx. Feelings change: Accounting for individual differences in the temporal dynamics of affect. *Journal of personality and social psychology*, 99(6):1042, 2010.
 - [72] Jorge J Palop, Lennart Mucke, and Erik D Roberson. Quantifying biomarkers of cognitive dysfunction and neuronal network hyperexcitability in mouse models of alzheimer’s disease: depletion of calcium-dependent proteins and inhibitory hippocampal remodeling. In *Alzheimer’s Disease and Frontotemporal Dementia*, pages 245–262. Springer, 2010.
 - [73] Jennifer S Silk, Erika E Forbes, Diana J Whalen, Jennifer L Jakubcak, Wesley K Thompson, Neal D Ryan, David A Axelson, Boris Birmaher, and Ronald E Dahl. Daily emotional dynamics in depressed youth: A cell phone ecological momentary assessment study. *Journal of experimental child psychology*, 110(2):241–257, 2011.
 - [74] Timothy J Trull, Marika B Solhan, Sarah L Tragesser, Seungmin Jahng, Phillip K Wood, Thomas M Piasecki, and David Watson. Affective instability: measuring a core feature of borderline personality disorder with ecological momentary assessment. *Journal of abnormal psychology*, 117(3):647, 2008.
 - [75] Yunji Liang, Xiaolong Zheng, and Daniel D Zeng. A survey on big data-driven digital phenotyping of mental health. *Information Fusion*, 52:290–307, 2019.
 - [76] Ezra Wegbreit, Alexandra B Weissman, Grace K Cushman, Megan E Puzia, Kerri L Kim, Ellen Leibenluft, and Daniel P Dickstein. Facial emotion recognition in childhood-onset bipolar disorder: an evaluation of developmental differences between youths and adults. *Bipolar disorders*, 17(5):471–485, 2015.
 - [77] Lixia Ge, Chun Wei Yap, Reuben Ong, and Bee Hoon Heng. Social isolation, loneliness and their relationships with depressive symptoms: a population-based study. *PLoS one*, 12(8):e0182145, 2017.
 - [78] Martha Peaslee Levine. Loneliness and eating disorders. *The Journal of psychology*, 146(1-2):243–257, 2012.
 - [79] Stephen F Smagula, Katie L Stone, Anthony Fabio, and Jane A Cauley. Risk factors for sleep disturbances in older adults: evidence from prospective studies. *Sleep medicine reviews*, 25:21–30, 2016.
 - [80] Kate R Lorig and Halsted R Holman. Self-management education: history, definition, outcomes, and mechanisms. *Annals of behavioral medicine*, 26(1):1–7, 2003.
 - [81] Benjamin Villaggi, H el ene Provencher, Simon Coulombe, Sophie Meunier, Stephanie Radziszewski, Catherine Hudon, Pasquale Roberge, Martin D Provencher, and Janie Houle. Self-management strategies in recovery from mood and anxiety disorders. *Global qualitative nursing*

- research, 2:2333393615606092, 2015.
- [82] Julia Paola Menichetti Delor, Chiara Libreri, Edoardo Lozza, and Guendalina Graffigna. Giving patients a starring role in their own care: a bibliometric analysis of the on-going literature debate. 2016.
- [83] David Bakker and Nikki Rickard. Engagement in mobile phone app for self-monitoring of emotional wellbeing predicts changes in mental health: Moodprism. *Journal of Affective Disorders*, 227:432–442, 2018.
- [84] Clara Caldeira, Yu Chen, Lesley Chan, Vivian Pham, Yunan Chen, and Kai Zheng. Mobile apps for mood tracking: an analysis of features and user reviews. In *AMIA Annual Symposium Proceedings*, volume 2017, page 495. American Medical Informatics Association, 2017.
- [85] Daniel A Epstein, An Ping, James Fogarty, and Sean A Munson. A lived informatics model of personal informatics. In *Proceedings of the 2015 ACM International Joint Conference on Pervasive and Ubiquitous Computing*, pages 731–742, 2015.
- [86] Nora Ptakauskaite, Anna L Cox, and Nadia Berthouze. Knowing what you’re doing or knowing what to do: how stress management apps support reflection and behaviour change. In *Extended Abstracts of the 2018 CHI Conference on Human Factors in Computing Systems*, pages 1–6, 2018.
- [87] Simon Coulombe, Stephanie Radziszewski, Sophie Meunier, H el ene Provencher, Catherine Hudon, Pasquale Roberge, Martin D Provencher, and Janie Houle. Profiles of recovery from mood and anxiety disorders: A person-centered exploration of people’s engagement in self-management. *Frontiers in Psychology*, 7:584, 2016.
- [88] Fiona H McKay, Annemarie Wright, Jane Shill, Hugh Stephens, and Mary Uccellini. Using health and well-being apps for behavior change: a systematic search and rating of apps. *JMIR mHealth and uHealth*, 7(7):e11926, 2019.
- [89] Christine Moberg, Andrea Niles, and Dale Beermann. Guided self-help works: randomized waitlist controlled trial of pacifica, a mobile app integrating cognitive behavioral therapy and mindfulness for stress, anxiety, and depression. *Journal of medical Internet research*, 21(6):e12556, 2019.
- [90] Ada Ng, Rachel Kornfield, Stephen M Schueller, Alyson K Zalta, Michael Brennan, and Madhu Reddy. Provider perspectives on integrating sensor-captured patient-generated data in mental health care. *Proceedings of the ACM on Human-Computer Interaction*, 3(CSCW):1–25, 2019.
- [91] Chia-Fang Chung, Kristin Dew, Allison Cole, Jasmine Zia, James Fogarty, Julie A Kientz, and Sean A Munson. Boundary negotiating artifacts in personal informatics: Patient-provider collaboration with patient-generated data. In *Proceedings of the 19th ACM Conference on Computer-Supported Cooperative Work & Social Computing*, pages 770–786, 2016.
- [92] Aaron T Beck, Robert A Steer, and Gregory Brown. Beck depression inventory–ii. *Psychological Assessment*, 1996.
- [93] Tegan Cruwys, S Alexander Haslam, Genevieve A Dingle, Catherine Haslam, and Jolanda Jetten. Depression and social identity: An integrative review. *Personality and Social Psychology Review*, 18(3):215–238, 2014.
- [94] Wendy Nilssen, Evalill Karevold, Espen R oysamb, Kristin Gustavson, and Kristin S Mathiesen. Social skills and depressive symptoms across adolescence: Social support as a mediator in girls versus boys. *Journal of adolescence*, 36(1):11–20, 2013.
- [95] S. G. Hofmann, A. T. Sawyer, A. A. Witt, and D. Oh. The effect of mindfulness-based therapy on anxiety and depression: A meta-analytic review. *Journal of consulting and clinical psychology*, 78(2):169–183, 2010.
- [96] Jimmie C Holland, Gary R Morrow, Arthur Schmale, Leonard Derogatis, M Stefanek, Susan Berenson, Paul J Carpenter, William Breitbart, and Michael Feldstein. A randomized clinical trial of alprazolam versus progressive muscle relaxation in cancer patients with anxiety and depressive symptoms. *Journal of Clinical Oncology*, 9(6):1004–1011, 1991.
- [97] Edmund Jacobson. Progressive muscle relaxation. *J Abnorm Psychol*, 75(1):18, 1938.
- [98] David H Barlow, Todd J Farchione, Shannon Sauer-Zavala, Heather Murray Latin, Kristen K Ellard, Jacqueline R Bullis, Kate H Bentley, Hannah T Boettcher, and Clair Cassiello-Robbins. *Unified protocol for transdiagnostic treatment of emotional disorders: Therapist guide*. Oxford University Press, 2017.
- [99] Jill T Ehrenreich, Clark R Goldstein, Lauren R Wright, and David H Barlow. Development of a unified protocol for the treatment of emotional disorders in youth. *Child & family behavior therapy*, 31(1):20–37, 2009.
- [100] Heather A MacPherson, Jennifer S Cheavens, and Mary A Fristad. Dialectical behavior therapy for adolescents: Theory, treatment adaptations, and empirical outcomes. *Clinical child and family psychology review*, 16(1):59–80, 2013.
- [101] Marsha M Linehan. *Skills training manual for treating borderline personality disorder*. Guilford Press, 1993.
- [102] Guy S Diamond, Brendali F Reis, Gary M Diamond, Lynne Siqueland, and Lisa Isaacs. Attachment-based family therapy for depressed adolescents: A treatment development study. *Journal of the American Academy of Child & Adolescent Psychiatry*, 41(10):1190–1196, 2002.
- [103] Jessica Borelli, Jocelyn Lai, Asal Yunusova, Alex P Rivera, Sina Labbaf, Sirui Hu, Nikil D Dutt, Ramesh C Jain, and Amir Rahmani. Nine months in the life of a college student during 2020: A case study using multi-modal assessments to capture personalized contexts of well-being. 2020.
- [104] Lindsay T Hoyt, P Lindsay Chase-Lansdale, Thomas W McDade, and Emma K Adam. Positive youth, healthy adults: Does positive well-being in adolescence predict better perceived health and fewer risky health behaviors in young adulthood? *Journal of Adolescent Health*, 50(1):66–73, 2012.
- [105] Michael F Steger, Shigehiro Oishi, and Todd B Kashdan. Meaning in life across the life span: Levels and correlates of meaning in life from emerging adulthood to older adulthood. *The Journal of Positive Psychology*, 4(1):43–52, 2009.
- [106] Randy P Auerbach, Philippe Mortier, Ronny Bruffaerts, Jordi Alonso, Corina Benjet, Pim Cuijpers, Koen Demyttenaere, David D Ebert, Jennifer Greif Green, Penelope Hasking, et al. Who world mental health surveys international college student project: Prevalence and distribution of mental disorders. *Journal of abnormal psychology*, 127(7):623, 2018.
- [107] Jean M Twenge, A Bell Cooper, Thomas E Joiner, Mary E Duffy, and Sarah G Binau. Age, period, and cohort trends in mood disorder indicators and suicide-related outcomes in a nationally representative dataset, 2005–2017. *Journal of abnormal psychology*, 128(3):185, 2019.
- [108] Matthew J Mayhew, Alyssa N Rockenbach, Nicholas A Bowman, Tricia AD Seifert, and Gregory C Wolniak. *How college affects students: 21st century evidence that higher education works*. John Wiley & Sons, 2016.
- [109] Clara H Mulder and William AV Clark. Leaving home for college and gaining independence. *Environment and Planning A*, 34(6):981–999, 2002.

- [110] Michael J Mason, Nikola Zaharakis, and Eric G Benotsch. Social networks, substance use, and mental health in college students. *Journal of American College Health*, 62(7):470–477, 2014.
- [111] Megan S Patterson and Patricia Goodson. Social network analysis for assessing college-aged adults’ health: A systematic review. *Journal of American College Health*, 67(1):59–67, 2019.
- [112] Dipali Venkataraman Rinker, Heather Krieger, and Clayton Neighbors. Social network factors and addictive behaviors among college students. *Current addiction reports*, 3(4):356–367, 2016.
- [113] S. P Becker, M. A Jarrett, A. M Luebbe, A. A Garner, G L. Burns, and Michael J Kofler. Sleep in a large, multi-university sample of college students: sleep problem prevalence, sex differences, and mental health correlates. *Sleep health*, 4(2):174–181, 2018.
- [114] D. Eisenberg, E. Golberstein, and Gollust Se. Help-seeking and access to mental health care in a university student population. *Medical Care.*, 45(7):594–601, 2007.
- [115] D. Eisenberg, M. Downs, E. Golberstein, and K. Zivin. Stigma and help-seeking for mental health among college students. *Med Care Res Rev*, 66:522–541, 2009.
- [116] EM. Lawrence, S. Mollborn, and RA. Hummer. Health lifestyles across the transition to adulthood: Implications for health. *Soc Sci Med*, 193:23–32, 2017.
- [117] Ozlem Durmaz Incel, Mustafa Kose, and Cem Ersoy. A review and taxonomy of activity recognition on mobile phones. *BioNanoScience*, 3(2):145–171, 2013.
- [118] Daniele Riboni and Claudio Bettini. Owl 2 modeling and reasoning with complex human activities. *Pervasive and Mobile Computing*, 7(3):379–395, 2011.
- [119] Daniele Riboni and Claudio Bettini. Cosar: hybrid reasoning for context-aware activity recognition. *Personal and Ubiquitous Computing*, 15(3):271–289, 2011.
- [120] Rim Helaoui, Daniele Riboni, and Heiner Stuckenschmidt. A probabilistic ontological framework for the recognition of multilevel human activities. In *Proceedings of the 2013 ACM international joint conference on Pervasive and ubiquitous computing*, pages 345–354. ACM, 2013.
- [121] Liming Chen, Chris D Nugent, and Hui Wang. A knowledge-driven approach to activity recognition in smart homes. *IEEE Transactions on Knowledge and Data Engineering*, 24(6):961–974, 2012.
- [122] James Fogarty, Carolyn Au, and Scott E Hudson. Sensing from the basement: a feasibility study of unobtrusive and low-cost home activity recognition. In *Proceedings of the 19th annual ACM symposium on User interface software and technology*, pages 91–100. ACM, 2006.
- [123] Stephen S Intille, Kent Larson, and Chuck Kukla. Just-in-time context-sensitive questioning for preventative health care. In *Proceedings of the AAAI 2002 Workshop on Automation as Caregiver: The Role of Intelligent Technology in Elder Care*. AAAI Press Menlo Park, CA, 2002.
- [124] Sangeeta Mittal, Krishna Gopal, and SL Maskara. A versatile lattice based model for situation recognition from dynamic ambient sensors. *International Journal on Smart Sensing & Intelligent Systems*, 6(1), 2013.
- [125] Emmanuel Munguia Tapia, Stephen S Intille, and Kent Larson. Activity recognition in the home using simple and ubiquitous sensors. In *International conference on pervasive computing*, pages 158–175. Springer, 2004.
- [126] Tim Van Kasteren, Athanasios Noulas, Gwenn Englebienne, and Ben Kröse. Accurate activity recognition in a home setting. In *Proceedings of the 10th international conference on Ubiquitous computing*, pages 1–9. ACM, 2008.
- [127] Mitja Luštrek, Božidara Cvetković, Violeta Mirchevska, Özgür Kafalı, Alfonso E Romero, and Kostas Stathis. Recognising lifestyle activities of diabetic patients with a smartphone. In *Pervasive Computing Technologies for Healthcare (PervasiveHealth), 2015 9th International Conference on*, pages 317–324. IEEE, 2015.
- [128] Peng Wang and Alan F Smeaton. Semantics-based selection of everyday concepts in visual lifelogging. *International Journal of Multimedia Information Retrieval*, 1(2):87–101, 2012.
- [129] Peng Wang, Alan F Smeaton, Yuchao Zhang, and Bo Deng. Enhancing the detection of concepts for visual lifelogs using contexts instead of ontologies. In *Multimedia and Expo Workshops (ICMEW), 2014 IEEE International Conference on*, pages 1–6. IEEE, 2014.
- [130] Peng Wang, Lifeng Sun, Shiqiang Yang, Alan F Smeaton, and Cathal Gurrin. Characterizing everyday activities from visual lifelogs based on enhancing concept representation. *Computer Vision and Image Understanding*, 148:181–192, 2016.
- [131] et al. Kim, Hye-Geum. Stress and heart rate variability: A meta-analysis and review of the literature. *Psychiatry investigation*, 15(3):235, 2018.
- [132] J. P. Ginsberg Shaffer, Fred. An overview of heart rate variability metrics and norms. *Frontiers in public health*, 5:258, 2017.
- [133] Jennifer A Healey and Rosalind W Picard. Detecting stress during real-world driving tasks using physiological sensors. *IEEE Transactions on intelligent transportation systems*, 6(2):156–166, 2005.
- [134] U. R. Acharya, K. P. Joseph, N. Kannathal, C. M. Lim, and J. S. Suri. Heart rate variability: a review. *Medical and biological engineering and computing*, 44(12):1031–1051, 2006.
- [135] Jongyoon Choi, Beena Ahmed, and Ricardo Gutierrez-Osuna. Ambulatory stress monitoring with minimally-invasive wearable sensors. *Comput. Sci. and Eng., Texas A&M*, 2010.
- [136] Hee Jeong Han, Sina Labbaf, Jessica L. Borelli, Nikil Dutt, and Amir M. Rahmani. Objective stress monitoring based on wearable sensors in everyday settings. *submitted to Journal of Medical Engineering and Technology*, 2019.
- [137] Jörn Bakker, Mykola Pechenizkiy, and Natalia Sidorova. What’s your current stress level? detection of stress patterns from gsr sensor data. In *Data Mining Workshops (ICDMW), 2011 IEEE 11th International Conference on*, pages 573–580. IEEE, 2011.
- [138] Jessica L Borelli, Leslie C Ho, Lucas Sohn, Lane Epps, Mae Coyiuto, and Jessica L West. School-aged children’s attachment dismissal prospectively predicts divergence of their behavioral and self-reported anxiety. *Journal of Child and Family Studies*, 26(4):1018–1028, 2017.
- [139] J. L. Borelli, P. Smiley, D. K. Bond, K. V. Buttitta, M. DeMueles, L. Perrone, and Welindt J. L. Parental anxiety prospectively predicts fearful children’s physiological recovery from stress. *Child Psychiatry and Human Development*, 46:774–785, 2015.
- [140] S. Panzariello, A. Goldstein, G. Esposito, and J.L. Borelli. Attachment interacts with expressed emotion to predict multisystem physiological reactivity. *in prep.*, in prep.

Appendix A. Related Works on Activity Recognition Techniques

Sensor-based Activity Recognition: Signals collected from an individual can be used directly for building current state model while they can also be used to understand the high-level context of his/her life. Human activity recognition using wearable sensors and mobile phones has recently attracted much attention yielding a rich body of research on activity recognition using data-driven approach. More recently, activity recognition has moved from deploying a computer-based toolkit to exploiting mobile/wearable sensor devices. A comprehensive survey on activity recognition using those devices [117] shows that current techniques mostly capture low-level physical motion of a user, such as walking, running, and bicycling. Some research groups have proposed rule-based reasoning with an ontology language so that they can recognize more complex activities than physical activities [118, 119, 120], such as showering, or meeting; however, data used to recognize activities (i.e., conference room) is difficult to collect in real-world scenarios.

Situation Specific Activity Recognition: Research on situation-specific capture has drawn much attention in Activity of Daily Living (ADL) recognition. For instance, to automatically recognize ADL (e.g., toileting, bathing, showering or sleeping, etc.) researchers have set up low-cost sensors at critical locations in a home [121, 122, 123, 124, 125, 126] and then have predicted activities using a Naive Bayes classifier [127, 125], ontologies and semantic reasoning [121], and Formal Concept Analysis [124], etc.

Computer Vision based Activity Recognition: P. Wang et al. [128, 129, 130] have highlighted the importance of visual lifelogs as they identify various semantic concepts across individual subjects. They suggest aiding life logging solutions using cutting edge components (i.e., gathering, enriching, segmenting, keyframe, annotation and narrative) for extracting meaningful knowledge from one’s lifelog data. They automatically identified high-level human activities such as eating, drinking, or cooking using SenseCam images and data models.

Appendix B. Eating Activity: An Example of Using Personicle for Complex Activity Recognition

Eating events cannot be recognized in a straightforward way when a user deviates from daily routine. Likewise, similar stop-and-go patterns can misclassify shopping or using the toilet event. Personicle uses heart rate from wearables as a new attribute with a hypothesis that the pattern of heart rate can be affected by eating and using the toilet event. It also assumes that the pattern of heart rate may have a different baseline on different timebands (e.g., morning, afternoon, evening), and thus handles them separately. Lastly, it uses location attributes in order to restrict the range of daily activities. For example, using the toilet, working, taking a break, and relaxing can happen at the workplace. Eating, using the toilet, housework, preparing food, and watching TV can happen at home. It elaborates this on taxonomy as well as builds a daily activity ontology in order to build a robust daily activity model. Once it figures out all the relationships or sequential orders among the daily activities through taxonomy and ontology, it can then easily recognize daily activities like “preparing food” if there is some amount of movement before eating at home. To do so, it considers the decrease of atomic-interval size from 5 minutes to 1 minute so that it can recognize more latent daily activities with detailed granularity. With the narrowed down atomic interval, and all the new measuring attributes, it finally re-formulates daily activity D by a triplet $T = (D, A, R)$, where A is a set of attributes, and R is the binary relationships between D and A , $R \subseteq D \times A$. Once each daily activity is defined by the triplet, the triplet can then be converted into a cross table (e.g., Table B.2). Then, all possible formal concepts (X_i, Y_i) , where $X_i \subseteq D_i$, and $Y_i \subseteq A_i$, are extracted from the cross table, and then are set up as nodes in the concept lattice, which is a graphical representation of the partially ordered knowledge. The hierarchy of formal concepts can be constructed by the following relations:

$$(X_1, Y_1) \leq (X_2, Y_2), \text{ if } X_1 \subseteq X_2 \leftrightarrow Y_1 \supseteq Y_2 \quad (\text{B.1})$$

X_i and Y_i satisfy the following relations:

$$X'_i = \{a_i \in A_i \mid \forall d_i \in X_i, (d_i, a_i) \in R_i\} \quad (\text{B.2})$$

$$Y'_i = \{d_i \in D_i \mid \forall a_i \in Y_i, (d_i, a_i) \in R_i\} \quad (\text{B.3})$$

It then builds classifiers for each daily activity by using the ensemble technique, which has shown promising results in the previous research [25].

Table B.2: Simplified cross table defining relationships between daily activity and their attributes.

		Attribute		
		Walking (Experiential)	Medium time-duration (Temporal)	Work (Spatial)
Object	Working		X	X
	Using Toilet	X		X
	Commuting	X	X	

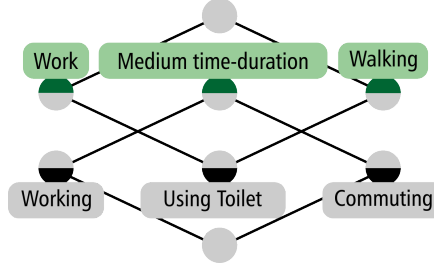


Figure B.9: Sample concept lattice derived from Table B.2.

Appendix C. Stress Assessment: An Example of Using Physiological Markers for Objective Mental Health Assessment

Stress takes three forms: 1) Acute or short-term stress, 2) Episodic acute (acute stress that occurs more frequently and/or periodically), and 3) Chronic stress (caused by long-term stress factors). Stimulated by the SNS activation, acute stress causes a flight-or-fight response to stimuli and is not considered harmful in the short-term, but when its frequency increases, physiological consequences might occur. Episodic acute stress is associated with a busy and chaotic life and can be considered to be harmful when it occurs over prolonged periods of time.

Extracting cardiovascular measurements e.g., heart rate HR, resting heart rate (RHR), and HRV from blood volume pulse (BVP) measured by PPG sensors as a low-cost, noninvasive optical technique can help detect stress level in an effective way (shown at the middle of Figure 3). HRV variables change in response to stress. For instance, lower HRV has been found to be associated with stress [131]. Time-domain variables of HRV show the amount of variability in measurements of the interbeat interval (IBI), which is the time period between successive heartbeats [132]. In addition, the LF and HF components are respectively associated with SNS and PNS activities in the nervous system [133, 134]. The analysis involved in assessing frequency-domain HRV analysis lies in the energy ratio of LF to HF content (i.e., the ratio of SNS to PNS activity). The most frequently reported factor associated with variation in HRV variables was low parasympathetic activity, which is characterized by a decrease in the HF and an increase in the LF [131].

Monitoring respiratory rate (RR) and respiratory pattern as a predictor chronic stress [135]. RR is extractable from BVP in two ways: using amplitude changes (the low-frequency component in BVP shown in Figure C.10(b)), and changes in the time between heartbeats. Inhalation accelerates the heart rate, while exhaling decelerates it. In addition to the stress-related insights extracted through digital signal processing, researchers have also utilized machine learning to analyze and classify stress level using the features discussed above [136].

Galvanic Skin Response (GSR) has also shown to be a rich physiological source of objective information. Through EDA analysis of the GSR signal, the inner process of stress can be categorized into four states. It can be seen as a state of emergency that is preceded by arousal due to an external stimulus, see Figure C.10(c). After the stressor

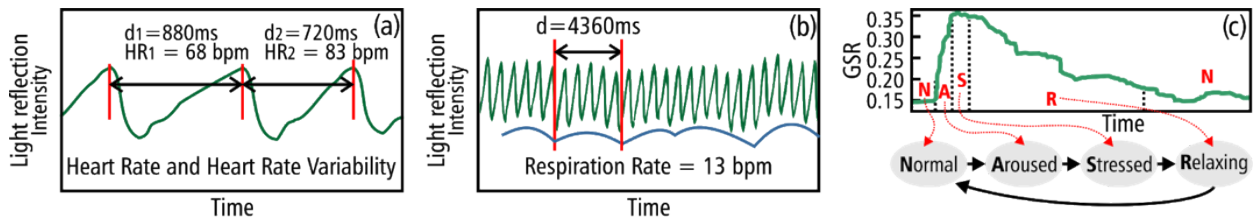


Figure C.10: Stress-related physiological signs. (a) heart rate and HRV, (b) respiration rate, and (c) GSR.

disappears, the body relaxes and returns to a normal state. This can be analyzed in different ways such as a traditional classification task, as one-class classification, as event identification, and as time series subsequence classification [137]. Borelli [138, 139, 140] has also shown in an in-lab setting that EDA can be a predictor of stress. However, several studies have indicated that in everyday settings, several factors such as person-to-person as well as day-to-day variations (e.g., due to ambient temperature or limb movement) can result in low correlations in certain situations showing the necessity for multi-modal and personalized objective stress assessment methods.