

An asymptotic structure of the bifurcation boundary of the perturbed Painlevé-2 equation

O. M. Kiselev

March 25, 2022

Abstract

Solutions of the perturbed Painlevé-2 equation are typical for describing a dynamic bifurcation of soft loss of stability. The bifurcation boundary separates solutions of different types before bifurcation and before loss of stability. This border has a spiral structure. The equations of modulation of the bifurcation boundary depending on the perturbation are obtained. Both analytical and numerical results are given.

1 Introduction

Here we construct an asymptotic perturbation theory for the Painlevé-2 equation in the form:

$$u'' = -2u^3 + xu - \varepsilon f(u, u', x), \quad 0 < \varepsilon \ll 1. \quad (1)$$

Usually, perturbed Painlevé-2 equation appears in narrow layers when studying dynamic bifurcations of solutions of non-Autonomous differential equations. It was shown, for example, in the work [1]. A careful study of the relationship between the pitchfork bifurcation and the Painlevé-2 equation was given in [2]. The asymptotic behaviour of the Painlevé-2 equation due to the hard loss of stability loss was constructed in [3] for the Painlevé-2 equation and in [4] for hard stability loss in the main resonance equation.

From the point of view of a general approach for dynamic bifurcations in second-order non-autonomous equations, similar questions are considered, for example, in [5]. A typical example is the doubling bifurcation in the theory of parametric autoresonance [6]. It should be noted here that in the listed works related to dynamic bifurcations [2], [5], [4], [6], [7], the Painlevé-2 equation plays an important role in the narrow transition layer and the

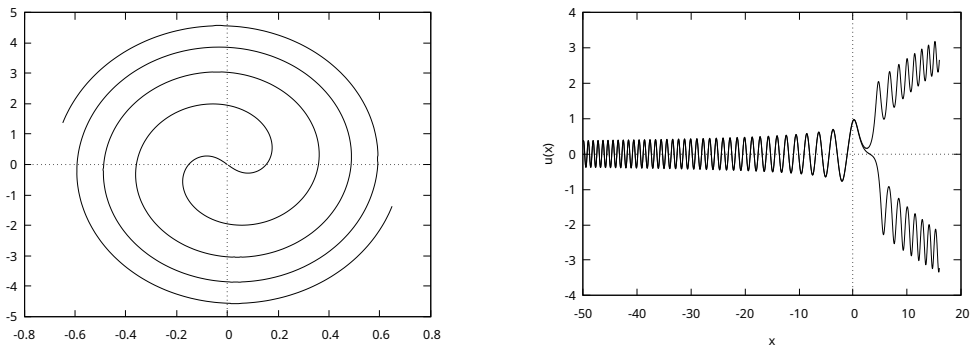


Figure 1: In the left picture, the bifurcation boundary for the Painlevé-2 transcendent in the cross section of the phase space at $x = -50$. The right image shows two numerical solutions of the unperturbed Painlevé-2 equation with initial conditions taken near the bifurcation boundary. For $x < 0$, the curves almost coincide; for $x > 0$, they diverge as a result of soft loss of stability.

constructed asymptotics of solutions are used for matching the parameters of solutions before and after the bifurcations. In this case, in a narrow layer, it is sufficient to link the parameters of the asymptotics before and after the transition with the parameters of the unperturbed Painlevé transcendent.

In general, the bifurcation structure of the hierarchy of Painlevé equations was discussed in [8]. An approach to scaling limits in the Painlevé equations was considered, for example, in [9].

A typical picture for soft loss of stability of small oscillations for solutions of the Painlevé-2 equation has the form shown in figure 1. Here, on the left side of the figure, the solutions of the unperturbed Painlevé-2 equation are defined by asymptotics of the form:

$$u \sim \frac{\alpha}{\sqrt[4]{-x}} \sin \left(\frac{2}{3}(-x)^{3/2} + \frac{3}{4}\alpha^2 \log(-x) + \phi \right), \quad x \rightarrow -\infty. \quad (2)$$

The solution parameters are arbitrary constants α and ϕ .

In the right part of the figure 1 solutions for $x \rightarrow \infty$ oscillate in the neighbourhood of branches of the function $\pm\sqrt{x/2}$.

The boundary between the trajectories from the right side of the figure that the transition field through $x = 0$ for the unperturbed Painlevé-2 equation is determined by the monodromy data. The relationship between monodromy data and the asymptotics of solutions of the Painlevé-2 equation is considered in the monograph [10]. A detailed description is also available in [11]. The boundary line defining the solution for $x \rightarrow -\infty$, which for

$x \rightarrow +\infty$ is determined by the asymptotic $\pm\sqrt{x/2}$ connects the monodromy data and the asymptotics for $x \rightarrow -\infty$ ([12]):

$$\frac{3}{2}\alpha^2 \log(2) - \frac{\pi}{4} - \arg\left(\Gamma\left(\frac{i\alpha^2}{2}\right)\right) = 0. \quad (3)$$

When perturbation occurs, the bifurcation boundary is deformed, and the structure of the set of initial values that pass through various stable branches after bifurcation becomes more complex.

The effect of the disturbance is seen over a long period of time. Therefore, we can expect that it is sufficient to investigate the behaviour of the solution for large values of $|x|$. In this paper, we construct an asymptotic model for two parameters : the large parameter $|x| \gg 1$ and the small parameter $0 < \varepsilon \ll 1$.

2 Motivation and numerical results

For a numerical study of the bifurcation boundary structure, it is convenient to study a family of trajectories released for a given value of the independent variable $-x_0 \ll 1$. Among the studied family of trajectories, two sets are obtained. There are the trajectories passing into the neighbourhood of $\sqrt{x/2}$ and into the neighbourhood of $-\sqrt{x/2}$ for $x > 0$. Because of the need to explore large families, it is convenient to use parallel computing on the GPU.

The figure (2) shows two boundaries of bifurcation curves. There are the unperturbed Painleve-2 and the perturbed one. The curve for the perturbed equation is similar to the deformed curve for the unperturbed Painleve-2 equation.

Depending on the type of perturbation, the boundary deformation may be significant. For example, for a dissipative perturbation $f = u'$ at $\varepsilon = 0.1$ the results of calculations are shown in the figure (2). The boundary of the perturbed equation is significantly distorted in comparison with the bifurcation boundary of the unperturbed Painleve-2 equation.

The goal of this work is to derive equations that determine the asymptotic behaviour of the bifurcation boundary for perturbations from a certain class.

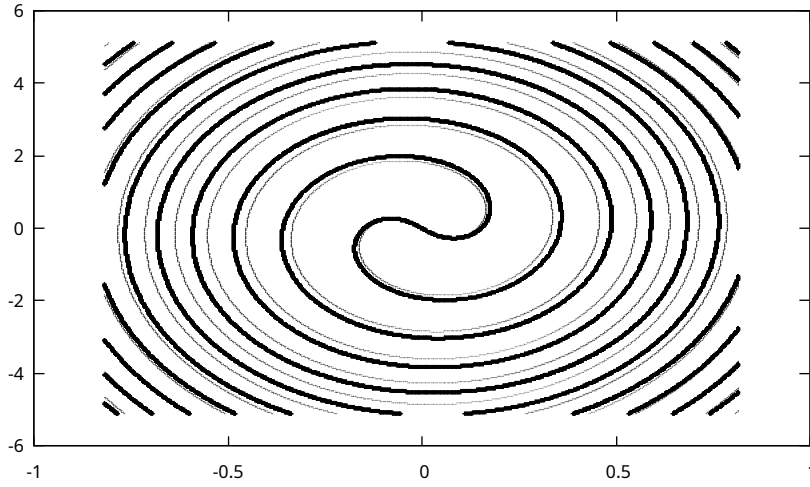


Figure 2: Here one can see the results of calculations of 2048×4096 trajectories by the Runge-Kutta method of the 4th order. The bifurcation boundary in the section of the phase space (u, u', x) is given for $x = -50$. The bold curve corresponds to the Painlevé-2 equation, the thin curve corresponds to the perturbed equation (1) with perturbation $f = u(u')^2$ for $\varepsilon = 0.1$.

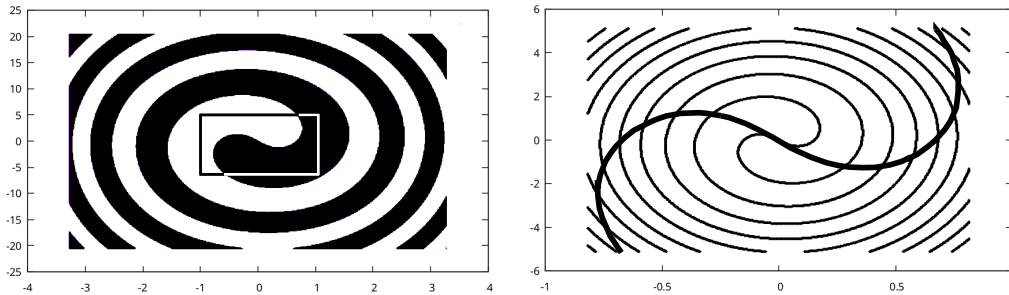


Figure 3: Here the results of calculations of 2048×4096 trajectories by the Runge-Kutta method of the 4th order are shown. The set of trajectories in the cross section of the phase space (u, u', x) at $x = -50$ for the equation (1) with perturbation $f = u'$ at $\varepsilon = 0.1$ is shown on the left. The dark part is the set of starting points of trajectories that, when passing through $x = 0$, fall into the neighbourhood of $\sqrt{x}/2$. The bifurcation boundary of the set of trajectories is shown from the rectangle selected in the left image. In the right picture, the thin curves correspond to the Painlevé-2 equation, while the thick one corresponds to the perturbed equation (1) with the perturbation $f = u'$ at $\varepsilon = 0.1$.

3 A formalism of perturbation theory

The asymptotics for the parameter ε will be constructed as:

$$u(x, \varepsilon) \sim \sum_{k=0}^{\infty} \varepsilon^k u_k(x, \alpha, \phi). \quad (4)$$

The main condition for representing corrections in the formula (4) is uniform boundedness in ε for $x \rightarrow -\infty$.

As the primary term of the asymptotics of perturbation theory in ε , the asymptotics of the Painlevé-2 transcendent for $x \rightarrow -\infty$, given in the formula (2), is not suitable. In solving the perturbed equation, the parameters α and ϕ are functions of the independent variable x and the parameter ε .

We assume that α and ϕ can be decomposed into a series by the parameter ε and assume that the coefficients of this series depend on the slow variable $\xi = \varepsilon x$:

$$\alpha \sim \sum_{k=0}^{\infty} \varepsilon^k \alpha_k(\xi), \quad \phi \sim \sum_{k=0}^{\infty} \varepsilon^k \phi_k(\xi).$$

Asymptotics of the primary term of the perturbed Painlevé transcendent:

$$u_0(x, \alpha, \phi) \sim \frac{\alpha}{\sqrt[4]{-x}} \sin \left(\frac{2}{3}(-x)^{3/2} + \frac{3}{4} \int^{\xi/\varepsilon} \alpha^2(\zeta) \frac{d\zeta}{\zeta} + \phi \right), \quad x \rightarrow -\infty.$$

Note that the integral in the argument of the function \sin for the unperturbed Painlevé-2 equation gives the standard formula (2).

To construct an asymptotic for the parameter ε , consider the equation for the first correction term for ε :

$$u_1'' = -6u_0^2 u_1 + x u_1 - f(u_0, u_0', x) - 2\alpha_0' \partial_\alpha u_0' - \phi_0' \partial_\phi u_0'.$$

Here the function u_1 is the solution of the inhomogeneous linearized Painlevé-2 equation. The linearized Painlevé-2 equation has the form:

$$v'' = -6u^2 v + xv.$$

Two linearly independent solutions to this equation can be obtained from the derivatives of the Painlevé-2 transcendent in the parameters α and ϕ . Asymptotic behaviour of solutions of the linearized equation:

$$v_1 \sim \frac{1}{\sqrt[4]{-x}} \sin \left(\frac{2}{3}(-x)^{3/2} + \frac{3}{4} \alpha^2 \log(-x) + \phi \right), \quad x \rightarrow -\infty,$$

$$v_2 \sim \frac{1}{\sqrt[4]{-x}} \cos \left(\frac{2}{3}(-x)^{3/2} + \frac{3}{4}\alpha^2 \log(-x) + \phi \right), \quad x \rightarrow -\infty.$$

The Wronskian of these solutions can be calculated as follows:

$$w = v_1 v_2' - v_1' v_2 \sim 1 - \frac{3\alpha^2}{4\sqrt{-x^3}} \left(2 + \cos \left(\frac{4}{3}(-x)^{3/2} + \frac{3}{2}\alpha^2 \log(-x) + \phi \right) \right).$$

Since Wronskian of linearly independent solutions is constant, then passing to the limit at $x \rightarrow -\infty$ in the right part of the asymptotic formula for Wronskian we obtain:

$$w = 1.$$

For a linearized Painlevé-2 equation with a modulated Painlevé transcendent, the x asymptotic of two linearly independent solutions can be obtained by differentiating the asymptotics of the primary term in the parameters α and ϕ . We denote these linearly independent solutions u_α and u_ϕ , respectively:

$$u_\alpha \sim \frac{1}{\sqrt[4]{-x}} \sin \left(\frac{2}{3}(-x)^{3/2} + \frac{3}{4} \int^{\xi/\varepsilon} \alpha^2(\zeta) \frac{d\zeta}{\zeta} + \phi \right), \quad x \rightarrow -\infty.$$

$$u_\phi \sim \frac{1}{\sqrt[4]{-x}} \cos \left(\frac{2}{3}(-x)^{3/2} + \frac{3}{4} \int^{\xi/\varepsilon} \alpha^2(\zeta) \frac{d\zeta}{\zeta} + \phi \right), \quad x \rightarrow -\infty.$$

The solution of the equation for the first correction term can be represented using the formula:

$$u_1 = u_\alpha \int^x (f(u_0, u_0', y) - 2\alpha_0' \partial_\alpha u_0' - 2\phi_0' \partial_\phi u_0') u_\phi(y) dy - u_\phi \int^x (f(u_0, u_0', y) - 2\alpha_0' \partial_\alpha u_0' - 2\phi_0' \partial_\phi u_0') u_\alpha(y) dy. \quad (5)$$

We calculate the integrals of the derivatives of the perturbed transcendent of Painlevé-2:

$$\int^x \partial_\alpha u_0' u_\phi(y) dy \sim \int \cos^2 \left(\frac{2}{3}(-y)^{3/2} + \frac{3}{4} \int^{\xi/\varepsilon} \alpha^2(\zeta) \frac{d\zeta}{\zeta} + \phi \right) dy \sim \frac{x}{2},$$

$$\int^x \partial_\phi u_0' u_\phi(y) dy = \frac{1}{2\alpha} (\partial_\phi u_0(x, \alpha, \phi))^2,$$

$$\int^x \partial_\alpha u_0' u_\alpha(y) dy = \frac{1}{2\alpha} (\partial_\alpha u_0(x, \alpha, \phi))^2;$$

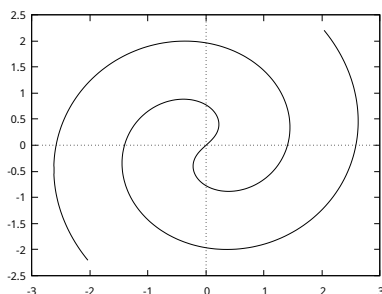


Figure 4: Bifurcation boundary for the parameters of the Painlevé-2 transcendent in the polar coordinate system, here r is the distance from the coordinate axis, $((3/2)r^2 \log(2) - \pi/4 - \arg(\Gamma(ir^2/2)))$ is the angle relative to the abscissa axis.

$$\int^x \partial_\phi u'_0 u_\alpha(y) dy = u_\alpha(x) \partial_\phi u_0(x, \alpha, \phi) - \int^x u_\alpha(y) \partial_\phi u'_0(y, \alpha, \phi) dy \sim -\frac{x}{2}.$$

Consequently, in the first correction term, secular terms may arise during integration.

A condition for discard the linear growth in the first correction term can be obtained by averaging:

$$\alpha'_0 = \lim_{x \rightarrow -\infty} \frac{1}{x} \int^x f(u_0, u'_0, y) u_\phi(y) dy,$$

$$\phi'_0 = - \lim_{x \rightarrow -\infty} \frac{1}{x} \int^x f(u_0, u'_0, y) u_\alpha(y) dy.$$

The equations for higher corrections have the form:

$$u''_k = 6u_0^2 u_k + x u_k - f_k(u_0, \dots, u_{k-1}, u'_0, \dots, u'_{k-1}, x) - 2\alpha'_{k-1} \partial_\alpha u'_0 - 2\phi'_{k-1} \partial_\phi u'_0.$$

The averaging equations for the higher corrections are obtained similarly:

$$\alpha'_{k-1} = \lim_{x \rightarrow -\infty} \frac{1}{x} \int^x (u_0, \dots, u_{k-1}, u'_0, \dots, u'_{k-1}, x) u_\phi(y) dy,$$

$$\phi'_{k-1} = - \lim_{x \rightarrow -\infty} \frac{1}{x} \int^x (u_0, \dots, u_{k-1}, u'_0, \dots, u'_{k-1}, x) u_\alpha(y) dy.$$

4 A deformation of the bifurcation boundary

In the theory of Painlevé transcendent, it is known that for $x \rightarrow \infty$ solutions, two families can be divided according to the asymptotic behaviour. These

families and their relation to monodromy data were established in the already mentioned works [12] and [13]. The sign of this expression

$$\kappa = \sin \left(\left(\frac{3}{2} \right) \alpha^2 \log(2) - \pi/4 - \arg(\Gamma(i\alpha^2/2) - \phi) \right). \quad (6)$$

defines a bifurcation transition for $x \rightarrow \infty$:

$$u \sim -\operatorname{sgn}(\kappa) \sqrt{\frac{x}{2}}. \quad (7)$$

The boundary in terms of α, ϕ is shown in figure 4.

The value of the parameters $\alpha(0)$ and $\phi(0)$ determines the type of bifurcation transition for the perturbed equation. Namely, the well-known $\alpha(0)$ and $\phi(0)$ can be used to determine the sign of the expression (6).

Let's consider the inverse problem. Determine the deformation of the bifurcation boundary for some $\xi < 0$. To do this, let's parametrize the initial curve in the polar coordinate system:

$$\alpha(r, 0) = r, \quad \phi(r, 0) = \left(\frac{3}{2} \right) r^2 \log(2) - \pi/4 - \arg(\Gamma(ir^2/2)).$$

Then, for $-x \gg 1$, the bifurcation boundary in the x section of the phase space for small ε will be defined by the formulas:

$$\begin{aligned} u(x, \alpha(r, \xi), \phi(r, \xi)) &\sim \frac{\alpha(r, \xi)}{\sqrt[4]{-x}} \sin \left(\frac{2}{3} (-x)^{3/2} + \frac{3}{4} \int^{\xi/\varepsilon} \alpha^2(r, \zeta) \frac{d\zeta}{\zeta} + \phi(r, \xi) \right), \\ u'(x, \alpha(r, \xi), \phi(r, \xi)) &\sim \\ \alpha(r, \xi) &\sqrt[4]{-x} \cos \left(\frac{2}{3} (-x)^{3/2} + \frac{3}{4} \int^{\xi/\varepsilon} \alpha^2(r, \zeta) \frac{d\zeta}{\zeta} + \phi(r, \xi) \right). \end{aligned}$$

5 The Painlevé-2 equation with a dissipative additive

Here we consider an example of using the theory of non-integrable perturbations of the second transcendent of Painlevé developed above. Consider the Painlevé-2 equation with a small dissipative term:

$$u'' = -2u^3 + xu - \varepsilon u'. \quad (8)$$

The linearization in the neighbour of zero for this equation leads to the Airy equation with a dissipative term:

$$y'' = xy - \varepsilon y'. \quad (9)$$

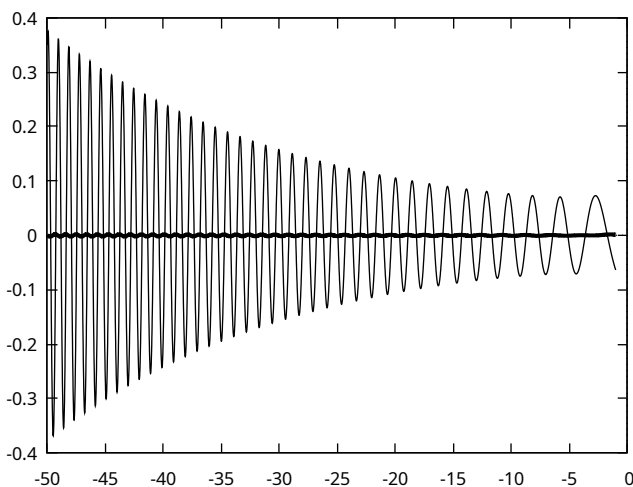


Figure 5: The numerical solution of the equation (8) on the figure practically coincides with the constructed asymptotic solution. Therefore, the figure shows the numerical solution, which is a thin line, and the difference between the numerical solution and the constructed asymptotic solution, which is a bold line near the abscissa axis.

The solution of the equation (9) can be represented as an integral:

$$y = \frac{1}{\pi} \int_0^{\infty} \cos\left(kx + \frac{k^3}{3}\right) e^{-\varepsilon k^2/2} dk.$$

Asymptotic solution of this function for $x \rightarrow -\infty$:

$$y \sim \frac{e^{-\varepsilon x/2} \cos\left(\frac{2}{3}(-x)^{3/2}\right)}{\sqrt{2\pi} (-x)^{1/4}}.$$

Therefore, the amplitude of the solution oscillations decreases when the independent variable on the negative half-axis changes towards larger values, i.e. towards the point $x = 0$. Similar results can be expected for solutions of the small-amplitude Painlevé-2 equation.

For solutions of the unperturbed Painlevé-2 equation, formulas are known about the relationship between the parameters of the asymptotic solutions of the Painlevé-2 equation and the monodromy data for it, see [12], [13]. Here, for simplicity of calculations, solutions from [12], [13] are considered only in those regions of the independent variable x where they are bounded or small. According to the calculations in the Section 3 the equation for modulating the parameters of the Painlevé transcendent asymptotic is:

$$\alpha'_0 = - \lim_{x \rightarrow -\infty} \frac{1}{x} \int^x u'(y, \alpha, \phi) u_\phi(y) dy$$

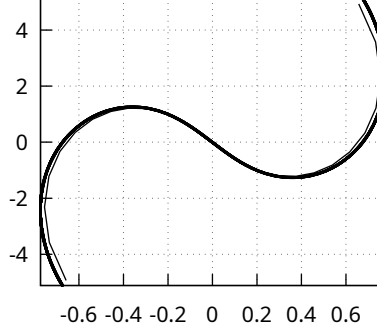


Figure 6: Here one can see the cross-section of the u, u' bifurcation boundary at $x = -50$ for solutions of the perturbed Painlevé-2 equation with small dissipation (8) at $\varepsilon = 0.1$. the bold line is the boundary obtained numerically from 2048x4096 trajectories, with the beginning at $x = -50$. A thin line is a boundary calculated from perturbation theory.

Substituting the asymptotics to the right-hand side of this formula gives:

$$\alpha'_0 = -\alpha \lim_{x \rightarrow -\infty} \frac{1}{x} \int^x \cos^2 \left(\frac{2}{3}(-y)^{3/2} + \frac{3}{4} \int^{\xi/\varepsilon} \alpha^2(\zeta) \frac{d\zeta}{\zeta} + \phi \right) dy.$$

Integrating we get:

$$\alpha'_0 \sim -\frac{1}{2}\alpha_0.$$

The equation for the modulation of ϕ_0 is:

$$\phi_0 = \lim_{x \rightarrow -\infty} \frac{1}{x} \int^x u'(y, \alpha, \phi) u_\alpha(y) dy$$

after substituting the main terms, the asymptotic gives:

$$\phi'_0 \sim \lim_{x \rightarrow -\infty} \frac{1}{2x} \int^x \sin \left(\frac{4}{3}(-y)^{3/2} + \frac{3}{2} \int^{\xi/\varepsilon} \alpha^2(\zeta) \frac{d\zeta}{\zeta} + 2\phi \right) dy.$$

Going to the limit leads to the equation

$$\phi'_0 = 0.$$

Then the asymptotic behaviour of the primary term of the Painlevé-2 transcendent with small dissipation has the form:

$$u_0 \sim a \frac{e^{-\varepsilon x/2}}{\sqrt[4]{-x}} \sin \left(\frac{2}{3}(-x)^{3/2} + \frac{3a^2}{4} \int^x \frac{e^{-\varepsilon z}}{z} dz + p \right), \quad x \rightarrow -\infty.$$

Here a and p are solution parameters.

A comparison of the constructed asymptotics and the numerical solution for $\alpha = 1, p = 0$ is shown in figure 5.

The constructed asymptotics allows us to obtain a bifurcation boundary for any value of $-x \gg 1$. In particular, figure reffigDP2NumAndAsympBorder shows a comparison between the bifurcation boundary obtained by numerical analysis of 2048x4096 trajectories starting at $x = -50$ and the bifurcation boundary calculated using the asymptotic formula. Figure 5 shows that these curves are close.

6 Perturbed Painlevé-2 equation with non-linear perturbation

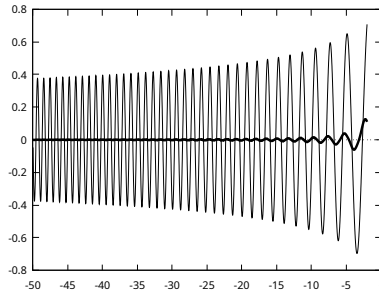


Figure 7: The numerical solution of the equation (10) on the figure practically coincides with the constructed asymptotic solution. Therefore, the figure shows the numerical solution, which is a thin line, and the difference between the numerical solution and the constructed asymptotic solution, which is a bold line near the abscissa axis.

Here we consider another example of the perturbed Painlevé-2 equation:

$$u'' = -2u^3 + xu - \varepsilon(u')^2u. \quad (10)$$

For this equation, modulating the parameter α is follow:

$$\alpha'_0 \sim \lim_{x \rightarrow -\infty} \frac{1}{x} \int^x \alpha_0^3 \cos^3 \left(\frac{2}{3}(-y)^{3/2} + \frac{3}{4} \int^{\xi/\varepsilon} \alpha^2(\zeta) \frac{d\zeta}{\zeta} + \phi \right) \times \\ \times \sin \left(\frac{2}{3}(-y)^{3/2} + \frac{3}{4} \int^{\xi/\varepsilon} \alpha^2(\zeta) \frac{d\zeta}{\zeta} + \phi \right) dy$$

Going to the limit gives:

$$\alpha'_0 = 0.$$

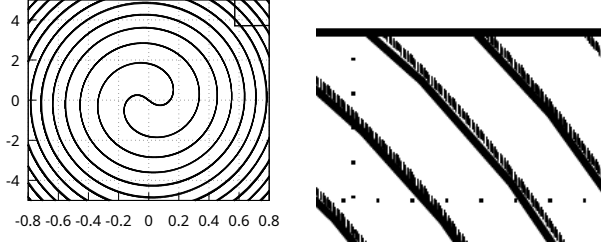


Figure 8: Here one can see the cross-section of the u, u' bifurcation boundary at $x = -50$ for solutions of the non-linearly perturbed Painlevé-2 equation (10) at $\varepsilon = 0.1$. The boundary obtained numerically for 2048x4096 trajectories, with the beginning at $x = -50$, and the boundary calculated from perturbation theory almost coincide. Differences can be observed away from the center. The rectangle highlighted in the left drawing is enlarged in the right drawing. In the right drawing, the boundary obtained numerically corresponds to short vertical dashes, the boundary obtained by perturbation theory is indicated by continuous lines.

Equation for modulation ϕ is:

$$\begin{aligned} \phi'_0 \sim & \lim_{x \rightarrow -\infty} \frac{1}{x} \int^x \alpha_0^3 \cos^2 \left(\frac{2}{3}(-y)^{3/2} + \frac{3}{4} \int^{\xi/\varepsilon} \alpha^2(\zeta) \frac{d\zeta}{\zeta} + \phi \right) \times \\ & \times \sin^2 \left(\frac{2}{3}(-y)^{3/2} + \frac{3}{4} \int^{\xi/\varepsilon} \alpha^2(\zeta) \frac{d\zeta}{\zeta} + \phi \right) dy \end{aligned}$$

Going to the limit gives:

$$\phi' \sim -\frac{1}{8}\alpha^3.$$

That is, the perturbation leads to a shift:

$$u_0 \sim \frac{\alpha}{\sqrt[4]{-x}} \sin \left(\frac{2}{3}(-x)^{3/2} + \frac{3a^2}{4} \log(-x) - \frac{1}{8}\alpha^3 \varepsilon x + p \right), \quad x \rightarrow -\infty. \quad (11)$$

Here α and p are solution parameters.

The figure 7 shows the numerical solution of the equation (10) and the difference between the numerical solution and the constructed asymptotics.

The figure 8 shows a cross-section for $x = -50$ of the bifurcation boundary for solutions of the perturbed Painlevé-2 equation (10). The figure shows that the boundary constructed from numerical results and the boundary constructed from asymptotic formulas are close.

7 Conclusion

The equations for the parameters of the asymptotic behaviour of the Painlevé-2 transcendent at $x \rightarrow -\infty$ derived in 3 allow us to obtain a formula for the bifurcation boundary of solutions for a perturbed equation with a soft loss of stability in the neighbourhood of $x = 0$. This makes it possible to divide the solutions of the perturbed equation into solutions close to $\sqrt{x/2}$ and close to $-\sqrt{x/2}$ for $x \rightarrow \infty$. The results are illustrated by computing perturbations of various classes in the sections 5 and 6.

References

- [1] R. Haberman. Nonlinear transition layers - second painlevé transcendent. *Studies in Applied Mathematics*, 57:247–270, 1977.
- [2] G.J.M. Mearns. Slow passage through a pitchfork bifurcation. *SIAM J. Math. Appl.*, 56:889–918, 1996.
- [3] O.M. Kiselev. Hard loss of stability in painleve-2 equation. *Journal of Nonlinear Mathematical Physics*, 8(1):65–95, 2001.
- [4] O.M. Kiselev and S.G. Glebov. An asymptotic solution slowly crossing the separatrix near a saddle-center bifurcation point. *Nonlinearity*, 16:327–362, 2003.
- [5] R. Haberman. Slow passage through the nonhyperbolic homoclinic orbit associated with a subcritical pitchfork bifurcation for hamiltonian systems and the change the action. *SIAM J. of Appl. Math.*, 62(2):488–513, 2001.
- [6] O.M. Kiselev and S.G. Glebov. The capture into parametric autoresonance. *Nonlinear Dynamics*, 48(1):217–230, 2007.
- [7] Glebov S.G., Kiselev O.M., and Tarkhanov N. *Nonlinear equations with small parameter*, volume v 23. de Gryuter, 2017.
- [8] O.M.Kiselev and B.I.Suleimanov. The solution of the painleve equations as special functions of catastrophes, defined by a rejection in these equations of terms with derivative. *ArXiv:solv-int/9902004*, 1999.
- [9] A.A. Kapaev. Scaling limits in the second painlevé transcendent. *J.Math.Sci.*, 83:38–61, 1997.

- [10] A.R. Its and V.Yu. Novokshenov. *The isomonodromic deformation method in the theory of Painlevé equations*, volume 1191 of *Lecture Notes in Mathematics*. Springer-Verlag, Berlin, 1986.
- [11] A.A. Kapaev V.Yu. Novokshenov A.S. Fokas, A.R. Its. *Painlevé Transcendents The Riemann-Hilbert Approach*, volume 128 of *mathematical Surveys and Monographs*. Am.Math.Soc., 2006.
- [12] A.R. Its and A.A. Kapaev. Metod izomonodromnykh deformacii i formuly svyazi dlya vtorogo transcendentna painleve. *Izv ANSSSR, ser. Matematicheskaya*, 51:878–892, 1987.
- [13] A.N. Belogradov. Ob asimptotike vyrozhdennogo resheniya vtorogo uravneniya painleve. *Differencial'nye Uravneniya*, 33(5):587–594, 1997.