

Giant thermopower and power factor in twisted bilayer graphene at low temperature

S. S. Kubakaddi*

Department of Physics, K. L. E. Technological University, Hubballi-580031, Karnataka, India

(Dated: December 15, 2020)

The phonon-drag thermopower S^g , diffusion thermopower S^d and the power factor PF are theoretically investigated in twisted bilayer graphene (tBLG) as a function of twist angle θ , temperature T and electron density n_s . As θ approaches magic angle θ_m , the S^g and S^d are found to be highly enhanced, which is manifestation of great suppression of Fermi velocity ν_F^* of electrons in moire flat band near θ_m . In the Bloch-Grüneisen (BG) regime, it is found that $S^g \sim \nu_F^{*-2}$, T^3 and $n_s^{-1/2}$. The T^3 and $n_s^{-1/2}$ dependencies are, respectively, signatures of 2D phonons and the Dirac fermions. An enhancement of S^g up to ~ 500 times that of monolayer graphene (MLG) is predicted at ~ 1 K. This enhancement decreases with increasing θ and T . As T increases, the power δ in $S^g \sim T^\delta$, changes from 3 to nearly zero and a maximum S^g value of the order of ~ 10 mV/K at ~ 20 K is estimated. Simple relations of 'Kohn anomaly temperature' T_{KA} with θ and n_s are obtained. S^g is larger (smaller) for smaller n_s in low (high) temperature region. On the other hand, S^d , taken to be governed by Mott formula, $\sim \nu_F^{*-1}$, T and $n_s^{-1/2}$ and is much greater than that in MLG. S^g dominates S^d very significantly for $T > \sim 2$ K. In tBLG, θ acts as a strong tuning parameter of both S^g and S^d , in addition to T and n_s . Moreover, in the BG regime Herring's law is found to be satisfied in tBLG. The power factor PF is also found to be strongly θ dependent and is very much larger than that in MLG. PF as a function of T is found to exhibit a broad maximum, which is, for example, ~ 75 W/m-K² for $\theta = 1.2^\circ$. Consequently, possibility of a giant figure of merit is discussed.

I. INTRODUCTION

The recent remarkable and exciting experimental discoveries in twisted bilayer graphene (tBLG), particularly the existence of correlated insulating phases and superconductivity at low temperatures, and a highly resistive linear-in-temperature resistivity ρ at high temperature, have created tremendous interest in the study of electronic properties of this material [1–15]. A small twist angle θ between the two layers modifies the electronic structure in to moire flat band with θ dependent suppressed Fermi velocity $\nu_F^*(\theta)$, which is very much smaller than the bare Fermi velocity ν_F in monolayer graphene, consequently leading to a large density of states $D(E_k)$ in the neighborhood of magic angle θ_m at which $\nu_F^*(\theta) = 0$ [10, 13, 14, 16]. The θ near θ_m , acts as one of the tunable parameters in limiting the electronic properties of tBLG, apart from the carrier density n_s and temperature T [1, 2, 4, 9–11, 13]. The electrical resistivity ρ , for θ closer to θ_m , with linear-in- T has been observed for $T > \sim 5$ K and is found to be strongly enhanced [9, 11].

The theoretically investigated phonon limited electrical resistivity $\rho_p \equiv \rho(T, \theta)$, in tBLG, considering the effect of electron- acoustic phonon (el-ap) interaction, is found to be strongly twist-angle dependent, enhanced in magnitude and linear-in- temperature [9, 10, 13]. The enhancement in $\rho(T, \theta)$ is found to be about three orders of magnitude greater than that in monolayer graphene (MLG) at $T \sim 10$ K, which is shown to arise from the large increase in the effective el-ap scattering in tBLG due to the suppression of ν_F induced by the moire flat band. The $\rho(T, \theta)$ is found to increase with increasing T

as the twist angle θ approaches θ_m . In this theoretical treatment, the linear dispersion is assumed for the Dirac fermions in tBLG, which is an approximation that is valid for Fermi energy slightly away from the Dirac point and hence its transport study is limited to the $n_s \leq 10^{12}$ cm⁻². The theory of ρ_p of Wu and co-workers [10, 13], in which all the effects of disorder, impurities and defects are ignored, explains the available experimental data of ρ well for $T > 5$ K [9, 11]. Very recently, the profound effect of twist angle on the hot electron relaxation involving el-ap interaction is also investigated in tBLG by the present author [15].

The thermopower, of any realized new material, is an important and interesting transport property for the study because of its sensitivity to electronic structure and scattering mechanisms, besides applications in thermoelectric (TE) devices (power generators and refrigerators). It is also known to provide information complementary to that of electrical resistivity ρ (or conductivity σ) and has been a useful tool for probing carrier transport. The potential of a material for thermoelectric applications is determined by its figure of merit, $Z = S^2\sigma/\kappa$, where S is the thermopower i.e. Seebeck coefficient, σ is the electrical conductivity, and κ is the thermal conductivity of the material. Materials, therefore, with an enhanced power factor $PF = S^2\sigma$ and reduced κ , are suitable candidates for efficient TE devices [17, 18]. Thermopower S defined by $E = S\nabla T$, where E is an electric field set up due to the temperature gradient ∇T , comprises of two components $S = S^d + S^g$: the diffusion thermopower S^d arising due to the diffusion of electrons and the phonon-drag thermopower S^g due to the momentum transfer from the phonon wind to electrons because of the electron-phonon coupling. Since both S^d and S^g depend upon Fermi energy and hence the Fermi velocity

* sskubakaddi@gmail.com

and electron density, apart from temperature, we expect them to be strongly influenced by the twist angle closer to θ_m in tBLG. In addition, the S^g , which depends only upon el-ap interaction, may get enhanced very significantly. Moreover, the power factor PF is also expected to be strongly governed by the twist angle closer to θ_m in tBLG. Consequently, the twist angle may act as an additional important tunable parameter for Z in tBLG.

Thermopower has been studied in detail experimentally and theoretically in conventional two-dimensional electron gas (2DEG) (see Reviews [19–21]) and in monolayer and conventional bilayer graphene (BLG) (see Review [22]). In MLG, theories of phonon-drag thermopower [23] and diffusion thermopower [24] have been developed and experimentally investigated by different groups [25–28]. In conventional BLG, phonon-drag thermopower and diffusion thermopower are studied theoretically [29, 30] and compared with the experimental results [31].

In the present work, we investigate the effect of twist angle on the phonon-drag thermopower S^g and diffusion thermopower S^d and the power factor PF of electrons in moiré flat band in tBLG. In particular, study of S^g is expected to compliment the enhancement of el-ap interaction found in the resistivity measurements. S^g , S^d and PF are studied as a function of twist angle, temperature and electron density. We show that the twist angle θ acts as one of the strong tunable parameters of thermopower and PF .

II. THEORETICAL MODEL

In order to obtain the analytical results, Wu et al [10] have used the effective Dirac Hamiltonian with a renormalized velocity for electron energy spectrum. In moiré flat band, the electron energy spectrum is assumed to be the Dirac dispersion $E_k = \hbar\nu_F^* |k|$, which is an approximation, with an effective Fermi velocity $\nu_F^* \equiv \nu_F^*(\theta)$. Because of this approximation, in this early stage of

the development, our theory will be limited to the carrier density $n_s \leq 10^{12} \text{ cm}^{-2}$ with Fermi energy little away from the Dirac point. The density of states is given by $D(E_k) = (gE_k)/[2\pi(\hbar\nu_F^*)^2]$ with the degeneracy $g = g_s g_v g_l$, where g_s , g_v and g_l are, respectively, spin, valley and layer degeneracies each with the value of 2. Das Sarma et al [13] have shown that the twist angle dependence of $\nu_F^*(\theta)$ can be very well approximated by $\nu_F^*(\theta) \approx 0.5 |\theta - \theta_m| \nu_F$, which clearly indicates that effect of θ is very large near θ_m .

A. Phonon-drag thermopower

We calculate the phonon-drag thermopower in tBLG following the well established Q-approach theory of Cantrell-Butcher (CB) given for conventional 2DEG [32], which is also applied in MLG by the present author [23].

In this approach, in electric field E and temperature gradient ∇T , the coupled Boltzmann equations for electrons and phonons are solved for electron distribution $f_{\mathbf{k}}$ to obtain phonon-drag current density J^g set by transfer of phonon momentum to electrons due to the electron-phonon coupling. In an open circuit condition, an electric field $E = S^g \nabla T$ is developed to stop this current density. We consider the electron-acoustic phonon interaction within the deformation potential approximation with the longitudinal acoustic (LA) phonons of energy $\hbar\omega_{\mathbf{q}}$ and wave vector \mathbf{q} interacting with the tBLG Dirac electrons in the moiré miniband. LA phonons in tBLG are assumed to be unaffected by the tBLG structure and are taken to be the same as the MLG phonons [10]. In MLG the experimental observations of electrical conductivity [33] and power loss [34, 35] are very well explained by the electron interaction with only LA phonons, without screening. Wu and co-workers [10, 13] have explained the linear-in- T resistivity data in tBLG with the unscreened electron-LA phonon interaction. Then, using the Q-approach in tBLG and following Ref. [23], we obtain

$$S^g = -\frac{geA}{4\pi^2\sigma k_B T^2 \hbar^5 \nu_s \nu_F^*} \int_0^\infty d(\hbar\omega_{\mathbf{q}}) \int_\gamma^\infty dE_k (\hbar\omega_{\mathbf{q}})^2 \frac{|M(q)|^2 \tau_p \tau(E_k)}{[1 - (\gamma/E_k)^2]^{1/2}} \times [\{1 + (\hbar\omega_{\mathbf{q}}/E_k)\} \{1 + (\hbar\omega_{\mathbf{q}}/2E_k)\}] f(E_k) [1 - f(E_k)] N_{\mathbf{q}}, \quad (1)$$

where e is the electron charge, A is the area of the tBLG, $|M(q)|^2$ is the el-ap matrix element, $f(E_{\mathbf{k}}) = [\exp(E_{\mathbf{k}} - \mu)/k_B T + 1]^{-1}$ is the Fermi-Dirac distribution with chemical potential μ , $\tau(E_{\mathbf{k}})$ and τ_p are electron and phonon momentum relaxation times, respectively, $N_{\mathbf{q}} = [\exp(\hbar\omega_{\mathbf{q}}/k_B T) - 1]^{-1}$ is the phonon distribution function, $\omega_{\mathbf{q}} = \nu_s q$ and ν_s is the acoustic phonon velocity.

The modified el-ap matrix element in tBLG is given by $|M(q)|^2 = [(D^2 \hbar q F(\theta))/(2A \rho_m \nu_s)][1 - (q^2/4k^2)]$ [10], where D is the first-order acoustic deformation potential coupling constant and ρ_m is the areal mass density. The

detailed tBLG moiré wave function gives rise to the form factor function $F(\theta)$ which modifies the el-ap interaction matrix element in tBLG as compared with the MLG [10]. It is shown to be between 0.5 and 1.0 and being nearly parabolic for $1^\circ < \theta < 2^\circ$ in the neighborhood of a minimum at $\theta = \sim 1.3^\circ$ [13]. The function $[1 - (q^2/4k^2)]$ in the matrix element is arising due to the chiral nature of Dirac electrons, taken in the quasi-elastic approximation [23]. Taking $\sigma = e^2 \nu_F^* 2D(E_F^*) \tau(E_F^*)/2$ [$= 2e^2 E_F^* \tau(E_F^*)/\pi \hbar^2$] [10], at Fermi energy, as approximated in Refs. [23, 32], and the phonon relax-

ation time in the boundary scattering regime $\tau_p = \Lambda/\nu_s$ [23, 32, 36, 37] with the phonon mean free path Λ being

$$S^g = -\frac{gD^2F(\theta)\Lambda}{16\pi e\rho_m k_B T^2 \hbar^3 \nu_s^4 \nu_F^* E_F^*} \int_0^\infty d(\hbar\omega_q) \int_\gamma^\infty dE_k (\hbar\omega_q)^3 [1 - (\gamma/E_k)^2]^{1/2} \times [\{1 + (\hbar\omega_q/E_k)\} \{1 + (\hbar\omega_q/2E_k)\} f(E_k) [1 - f(E_k)] N_q], \quad (2)$$

where $E_F^* = \hbar\nu_F^* k_F^*$ is the Fermi energy, $\gamma = (E_q/2)$, and $E_q = \hbar\nu_F^* q$.

At very low temperature, $q \ll 2k_F$ and $\hbar\omega_q \approx k_B T$ and the Bloch-Grüneisen (BG) regime is characterized by the temperature $T_{BG} = 2\hbar\nu_s k_F/k_B = 38\sqrt{N}K$, with $\nu_s = 2.0 \times 10^6$ cm/s and $n_s = N \times 10^{12}$ cm $^{-2}$, $k_F = \sqrt{\pi n_s/2}$. Additionally, we believe that, besides $q \ll 2k_F$, the condition $\hbar\omega_q \ll E_F^*$ needs to be satisfied because of the very much suppressed ν_F^* which is θ dependent. Consequently, we anticipate the influence of θ on the temperature range of BG regime. In tBLG, the T_{BG} is smaller by a factor of $\sqrt{2}$ compared to MLG. For $T \ll T_{BG}$, $q \rightarrow 0$, the S^g is given by the power law

$$S^g = -S^{g0} T^\delta, \quad \text{with} \quad \delta = 3, \quad (3)$$

where

$$S^{g0} = -\frac{gD^2F(\theta)\Lambda k_B^4 4!\zeta(4)}{2^{7/2}\pi^{3/2}e\rho_m \hbar^4 \nu_s^4 \nu_F^{*2} n_s^{1/2}}. \quad (4)$$

Hence, in the BG regime $S_g \sim \nu_F^{*-2}$, T^3 , and $n_s^{1/2}$. Moreover, $S_g \sim \nu_s^{-4}$, indicating that even a small change in ν_s will result in to a large change in S^g . The BG regime relation can be used to determine the el-ap coupling constant D by experimentally studying S^g as a function of temperature.

B. Diffusion thermopower

The formula for diffusion thermopower S^d in tBLG can be obtained from Boltzmann transport equation in the relaxation time approximation, following Ref.[38]. It is given by

$$S^d = -\frac{1}{eT} \left[\frac{\langle \tau(E_k) E_k \rangle}{\langle \tau(E_k) \rangle} - E_F^* \right], \quad (5)$$

where

$$\langle x \rangle = \frac{[\int x (-\partial f / \partial E_k) D(E_k) dE_k]}{[\int (-\partial f / \partial E_k) D(E_k) dE_k]}.$$

In the low T region and for large n_s , S^d is given by the Mott formula [23], taking the energy dependence of $\tau(E_k) = \tau_0 E_k^s$

$$S^d = -[\pi^2 k_B^2 T (s+1) / 3e E_F^*], \quad (6)$$

smallest dimension of the sample, an expression for S^g is found to be

where $s \sim |1|$ is the exponent of energy.

Since we need to use the acoustic phonon limited resistivity in tBLG, in the calculations of power factor, we give here its equation from the Refs. [10, 13]

$$\rho = \frac{32D^2F(\theta)k_F}{ge^2\rho_m \nu_F^{*2} \nu_s} I(T/T_{BG}), \quad (7)$$

where

$$I(z) = \frac{1}{z} \int_0^1 dx x^4 (1-x^2)^{1/2} \frac{e^{x/z}}{(e^{x/z} - 1)^2}. \quad (8)$$

This is the equation which is obtained by appropriate modification of the equation (2) of Ref. [39] for MLG.

III. RESULTS AND DISCUSSION

In this section we have numerically evaluated and discussed the results for phonon-drag thermopower S^g , diffusion thermopower S^d and power factor PF as a function of twist angle θ (1.1° , 1.2° and 1.3°), temperature T (1-20 K), and electron density n_s (0.5 - $1 n_0$) with $n_0 = 1 \times 10^{12}$ cm $^{-2}$. The material parameters known for graphene are used [10, 13]: $\rho_m = 7.6 \times 10^{-8}$ g/cm 2 , $\nu_F = 1 \times 10^8$ cm/s, $\nu_s = 2 \times 10^6$ cm/s, $D = 20$ eV, $\theta_m = 1.02^\circ$ and $\Lambda = 10\mu\text{m}$ [23, 36]. Our choice of D here is the one used by many research groups to explain their transport data in MLG [33–35, 40, 41]. In order to see the large influence of the twist angles the chosen 1.1° , 1.2° and 1.3° are closer to the magic angle. The corresponding effective Fermi velocities $\nu_F^* = 4, 9$ and 14×10^6 cm/s ($> 1.5 n_s$ [13]) are much smaller than the bare Fermi velocity ν_F . The values of the function $F(\theta)$ for these angles are taken from figure 3 of Das Sarma et al [13]. The range of T and n_s chosen are such that the system remains degenerate (as required in the present theory), slightly away from the Dirac point, and within the linear region of moire flat band. For $T \lesssim 1$ K, the tBLG is likely to be in superconducting state. For the temperature region considered, in the S^g calculation, the phonon relaxation time is assumed to be due to the boundary scattering [36]. We have set the specular parameter, which is a measure of the roughness at the graphene edge, $p = 0$ with a reasonable choice of Λ [23, 36]. It is to be noted that Λ and p ($0 \leq p \leq 1$) are sample dependent.

To investigate the effect of twist angle on phonon-drag thermopower in tBLG, we have shown in figure 1 S^g as a function of T for $\theta = 1.1^\circ$, 1.2° and 1.3° for electron

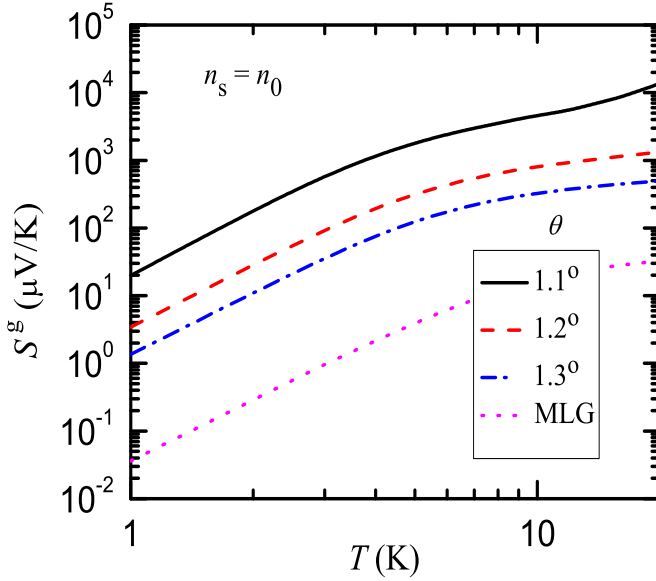


FIG. 1. Phonon-drag thermopower S^g as a function of temperature T for different twist angles θ in tBLG and for MLG with $n_s = n_0$.

density $n_s = n_0$ along with the corresponding curve for MLG obtained from Ref. [23]. The behavior of S^g is generic with rapid increase in the low temperature region and slowly increasing in the higher temperature region and finally flattening with a knee like structure. At very low temperature all the curves are expected to show $S^g \sim T^3$ power law behavior, as expected in the BG regime ($T \ll T_{BG}$), and it is manifestation of 2D phonons. In our calculations it is obeyed for $T < 1$ K for $\theta = 1.1^\circ$, 1.2° and up to ~ 1 K for $\theta = 1.3^\circ$ and hence not observed in figure 1 for the curves corresponding to tBLG. It is apparent that, in tBLG, the range of T for this power law is θ dependent, and it is smaller for smaller θ , as found in hot electron power loss [15]. On the other hand, in MLG this power law is satisfied up to ~ 2.5 K. Expressing $S^g \sim T^\delta$, the exponent δ , which depends upon the electron-phonon interaction, decreases from 3 to nearly zero as T increases. In the case of the curve for $\theta = 1.1^\circ$, we notice a kind of upward trend of S^g for about $T > \sim 15$ K. This may be attributed to the less validity of our model, which is for the degenerate system and with the increasing T the temperature dependence of the chemical potential μ moves too close to the Dirac point for this θ .

Our very important observation is that S^g in tBLG is strongly twist angle dependent. It is found that, compared to MLG, S^g is highly enhanced in tBLG, attributing to the strongly suppressed effective Fermi velocity ν_F^* because of the twist angle. Since, in BG regime, $S^g \sim \nu_F^{*-2}$, $S^g(\text{tBLG}) / S^g(\text{MLG}) \sim (\nu_F / \nu_F^*)^2$. For $\theta = 1.1^\circ$, 1.2° and 1.3° , the ratio $(\nu_F / \nu_F^*)^2 = 625$, 123.5 , and 51.0 , respectively. Consequently, in BG regime, the dramatic effect is that, the ratio $(\nu_F / \nu_F^*)^2$ expected to produce the enhancement of S^g in tBLG by these factors,

respectively, for $\theta = 1.1^\circ$, 1.2° and 1.3° . The enhancement is highest for the θ closest to θ_m and as θ increases S^g is decreasing and finally reaching the value of MLG for $\theta = 3.0^\circ$. Moreover, there are other factors such as g_l , $F(\theta)$ and k_F which also make the difference (by a factor of ~ 0.7) in the magnitudes of $S^g(\text{tBLG})$ with $S^g(\text{MLG})$. With increasing temperature, it is observed from our calculations that, for a given θ , the magnitude of enhancement of S^g in tBLG decreases. For example, for $\theta = 1.1^\circ$, at $T = 1, 5$ and 10 K, the ratio $[S^g(\text{tBLG}) / S^g(\text{MLG})] = 552.63, 456.96$ and 272.78 , respectively. These ratios, respectively, for 1.2° (1.3°) are 94.74 (37.67), 80.38 (31.65), 47.633 (19.35). We would like to emphasize that in tBLG the twist angle acts as an additional strong tunable parameter of S^g , similar to the observation made with respect to linear-in- T resistivity in tBLG [10, 13] and hot electron power loss [15]. In the present calculations, the predicted largest S^g is about 15 mV/K at 20 K for $\theta = 1.1^\circ$.

In the BG regime, we find the following important and useful relations in tBLG. Since the underlying mechanism for phonon limited mobility μ_p , phonon-drag thermopower S^g and the hot electron power loss $F_e(T)$ is the same, a relation between them is expected. They are established in conventional 2DEG and 3DEG [19, 20, 42–44] and 2D and 3D Dirac fermions [23, 45, 46]. The relation between μ_p and S^g is a well known Herring's law $S^g \mu_p = -(\Lambda \nu_s / T)$ [42]. In the following we shall find these relations in tBLG. In BG regime, by using the mobility equation $\mu_p(T) = [(15ge\hbar^4 \rho_m \nu_s^5 \nu_F^{*2} n_s^{1/2}) T^{-4}] / [16\sqrt{2}\pi^{5/2} D^2 k_B^4 F(\theta)]$ [15], derived from the resistivity equation of Ref. [10], with our Eq. (3) for S^g , we find $S^g \mu_p = -(\Lambda \nu_s / T)$ and hence Herring's law is satisfied in tBLG. This relation is the same as found in conventional 2DEG [19, 20, 43] and in MLG [23]. S^g is also related to $F_e(T)$, obtained in Ref [15], by a simple equation $S^g = (2\Lambda / e \nu_s T) F_e(T)$, which is again the same as found for 2DEG in MOSFET [43] and Dirac fermions in MLG [23]. These relations are significant due to the fact that, if one of them is measured, the other one can be calculated. For example, phonon-limited mobility of electrons and composite fermions was determined from the S^g measurements in GaAs heterojunctions [47].

In the following we will find the temperature at which the maximum momentum transfer takes place, in the phonon-drag, from phonons to the electron system. From the simple balance approach, $S^g \propto -f(n_s, T) C_v(T) / (n_s e)$ [19], where $f(n_s, T)$ is the fraction of the momentum transferred from phonons to electrons and $C_v(T)$ is the lattice specific heat which is $\sim T^2$ at low temperature in 2D systems. The low- T lattice thermal conductivity also varies as $\sim T^2$ in the boundary scattering regime. By plotting S^g / T^2 as a function of T , the temperature T_{KA} corresponding to a maximum of S^g / T^2 gives us the temperature at which phonons transfer maximum momentum to the electrons. This 'Kohn anomaly temperature T_{KA} is defined by $2\hbar \nu_s k_F = C k_B T_{KA}$ for which the

dominant phonon wave vector $q_D = Ck_BT/\hbar v_s$ [19, 20] for $q_D = 2k_F$. Here C is a dimensionless constant which we found to be 9.0 in tBLG. In figure 2, we have depicted S^g/T^2 as a function of T for $\theta = 1.1^\circ, 1.2^\circ$ and 1.3° with $n_s = n_0$. For each θ , curve shows a maximum at T_{KA} which is greater for larger θ and we find a relation that $(T_{KA}/\theta) = \text{constant} \sim 4$. The T_{KA} dependence on θ is surprising and a new result in tBLG, although by definition T_{KA} depends upon only k_F and hence n_s . This also supplements the observation made in figure 1 regarding the range of validity of T^3 power law for different θ . The rapid rise at low T may be attributed to the increasing number of phonons as their dominant wave vector $q_D \sim k_BT$ [19, 20]. For $T > T_{KA}$, electrons couple to fewer phonons, as phonons with $q = 2k_F$ are less excited, causing the decrease of S^g/T^2 .

In order to investigate the electron density dependence, S^g/T^2 vs T is plotted in figure 3 for $n_s = 0.5, 0.8$ and $1.0 n_0$ taking $\theta = 1.1^\circ$. The curve corresponding to MLG is for $n_s = n_0$ and it is shown with the magnification by a factor of 2×10^2 . The T dependence of each of the curves is same as in figure 2, with a maximum occurring at $T = T_{KA}$. In this case, T_{KA} is shifting to higher value for larger n_s , resulting in to a relation $(T_{KA}/\sqrt{n_s}) = 4.25$, which is understandable by definition of T_{KA} . It also indicates that T^3 power law is satisfied for larger range of T for greater n_s . At low temperature S^g is greater for smaller n_s , say upto $T \sim T_{KA}$, where as it is higher for larger n_s for $T > \sim T_{KA}$. In BG regime, $S^g \sim n_s^{-1/2}$ dependence is attributed to the 2D nature of Dirac fermions, as found in MLG [23], in contrast to the $n_s^{-3/2}$ behavior in conventional 2DEG [43].

At this point we would like address, for comparison, the dominant phonon wave vector $q_D = Ck_BT/\hbar v_s$ in the electron-phonon scattering rate, in different systems. For conventional 2DEG in Si-MOSFET and GaAs heterojunctions, the value of C is shown to be ~ 5 [19, 20]. By revisiting the S^g/T^2 vs T curves in MLG [23], monolayer of molybdenum disulphide (MoS_2) [48] and three-dimensional Dirac semimetals (3DDS) [45], from the position of maximum in each of these systems, we determine $C = 7.0, 5.6$ and 8.6 , respectively.

The diffusion thermopower, which is sensitive measure of the energy dependence of the electron momentum relaxation time, for the degenerate electron gas at low temperature is given by the Mott formula (Eq. (6)). It is shown that for acoustic phonon scattering, which is the only known resistive source in tBLG samples [9–11, 13], $s = -1$ for which $S^d = 0$. The nature of the impurity scattering in tBLG is not precisely known, although there exist early calculations of impurity induced resistivity [14]. In view of this, at this initial stage, we have presented a representative calculation of S^d from the Mott formula, for simplicity, taking $s = 1$ corresponding to the unscreened impurity scattering in MLG [24]. Consideration of the detailed energy dependence of $\tau(E_k)$, in MLG, has reduced S^d by a factor of ~ 2 with parabolic temperature dependence [24]. We also point out that,

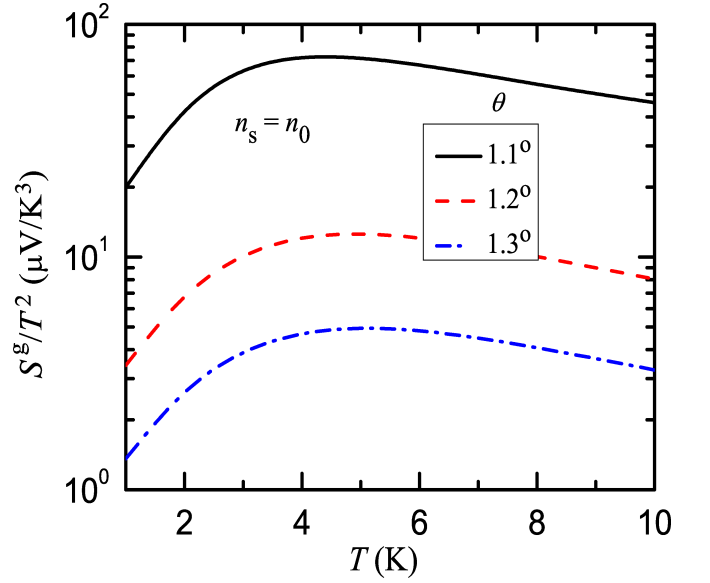


FIG. 2. S^g/T^2 as a function of temperature T for different twist angles θ in tBLG with $n_s = n_0$

in the temperature region where acoustic phonon scattering is the dominant resistive mechanism, applying the Matthiessen's rule, there may not be contribution of S^d from the resultant relaxation time. It may be noted that in Si-inversion layer, n_s was tuned to make $s = -1$ so that $S^d = 0$ and the measured thermopower was only due to S^g [43].

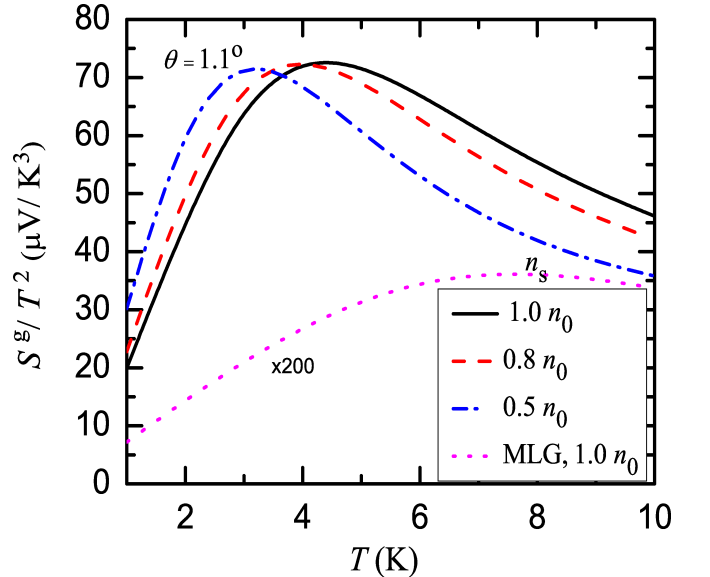


FIG. 3. S^g/T^2 as a function of temperature T for different electron densities n_s in tBLG for $\theta = 1.1^\circ$. The same is plotted for MLG, with magnification by 200, for $n_s = n_0$.

In order to see the effect of twist angle, S^d is plotted as a function of T for different θ in tBLG along with the

S^d in MLG in figure 4 taking $n_s = n_0$. It is found that there is a big enhancement of S^d compared to that in MLG. For example, at $T = 1, 5$ and 10 K, respectively, the enhancement is by 35, 15 and 10 times. The enhancement is smaller for larger θ . This is, as expected, due to suppressed Fermi energy, which is θ dependent, in tBLG. Hence, θ is another important tunable parameter of S^d in tBLG. However, enhancement of the S^d is much smaller than that of S^g .

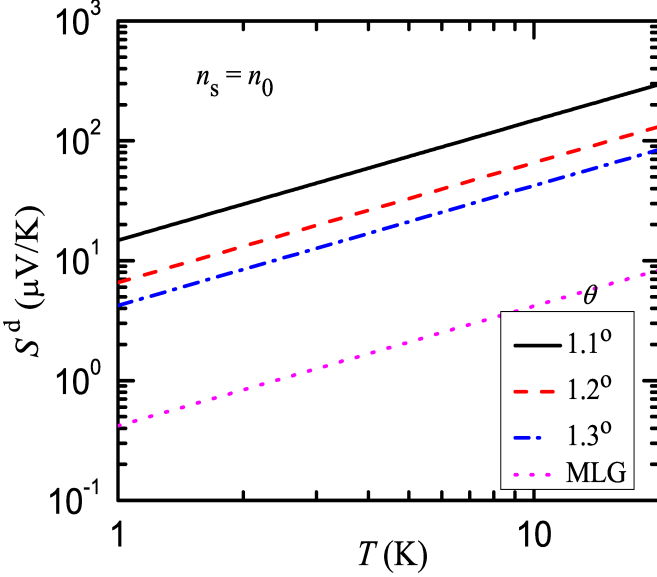


FIG. 4. Diffusion thermopower S^d as a function of temperature T for different twist angles θ in tBLG and for MLG with $n_s = n_0$

With an objective of finding the temperature region in which either S^g or S^d is dominant, we have shown in figure 5 both of them as a function of T for $\theta = 1.2^\circ$ and 1.3° with the respective curves of MLG. We observe that there is a crossover of S^g and S^d at a temperature T_c , above which S^g is dominating, and this T_c is θ dependent. For $\theta = 1.2^\circ$ (1.3°) the cross over takes place at ~ 1.3 (1.8) K in tBLG and $T_c = \sim 3.5$ in MLG. S^d is found to be dominant in a small region of low T .

In figure 6, the power factor is shown as a function of temperature for $\theta = 1.2^\circ$ and 1.3° . In the $PF = (S^2/\rho t)$ calculation, with the thickness $t = 0.35$ nm [37], we have taken only S^g contribution, because $S^d \ll S^g$ in the larger range of T considered, besides it is likely to be nearly zero in the region where acoustic phonon scattering is limiting the transport. The required resistivity is calculated using Eq (7) taken from the Ref. [10]. The PF calculations of MLG are obtained using equation of S^g from the Ref. [23] and ρ of Ref. [39]. PF is found to increase with increase of T in low T region, then slowly saturates and marginally declines in the high T region. The temperature of near saturation / decline shifts to the higher temperature as θ increases. Compared to MLG, we observe a giant enhancement of PF and this enhance-

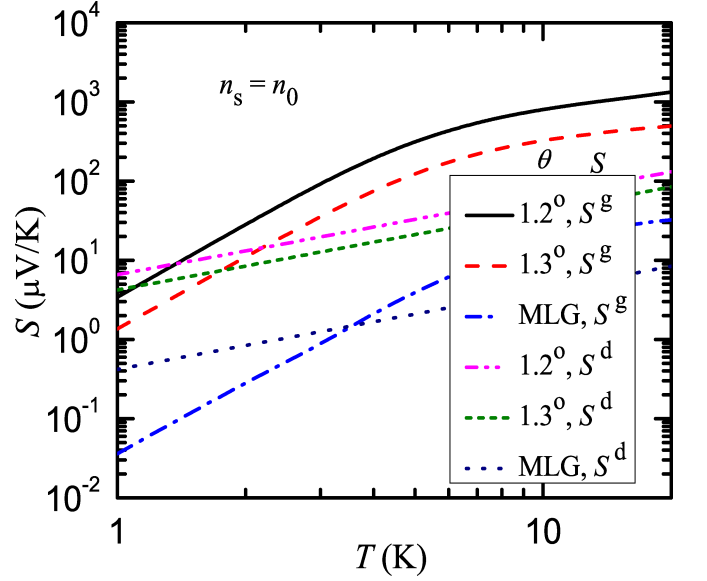


FIG. 5. S^g and S^d as a function of temperature T for different twist angles θ in tBLG and for MLG with $n_s = n_0$.

ment is again θ and T dependent, being largest for smallest θ and T . For example for $\theta = 1.2^\circ$, the enhancement of PF is by a factor ~ 103 at 1 K and for $\theta = 1.3^\circ$ it is about 16 times at 20 K. Again, twist angle is found to be a very significant tuning parameter of the power factor, besides temperature and electron density. In the present work, for $\theta = 1.2^\circ$ the highest power factor is found to be ~ 75 W/m-K² at about 8 K. We point out that, it is an unique situation in tBLG in which the large enhancement of $S \sim S^g$ is nearly equal to the suppression of σ , due to the strongly increased el-ap coupling, and hence the giant PF .

We roughly estimate the figure of merit ZT in the case of tBLG at ~ 20 K for $\theta = 1.2^\circ$. Since, in tBLG it is assumed that acoustic phonon spectrum is not affected by the twist angle [10], we can take the phonon contribution κ_p to the total thermal conductivity $\kappa = \kappa_p + \kappa_e$ to be the same as in MLG. Moreover, in tBLG electronic contribution κ_e is expected to be very much suppressed due to the strongly reduced ν_F^* because by Wiedemann-Franz law $\kappa_e \propto \sigma$ and hence we take $\kappa \simeq \kappa_p$. In order to estimate ZT , we chose the measured value $\kappa = \sim 10$ W/m-K at ~ 20 K [49]. Then, with $PF = \sim 70$ W/m-K², using $ZT = (PF \times T)/\kappa$, we get $ZT = 140$, an extremely large value.

We would like to make the following remarks. It is to be noted that there is some uncertainty in the value of el-ph coupling constant D ($=10-40$ eV) in the literature [10, 23, 50] and any change in its value will change S^g significantly as $S^g \propto D^2$. Moreover, the strong dependence of S^g on the phonon velocity v_s (approximately $S^g \sim v_s^{-4}$) demands an accurate knowledge of v_s . Secondly, an ideal expression for the phonon relaxation time is given by $\tau_p = (\Lambda/v_s)[(1+p)/(1-p)]$, where p is the specularity parameter. Nika et al [36] have used $p = 0.9$

in order to explain thermal conductivity data in MLG, and this choice will increase the effective mean free path and hence S^g by nearly 20 times.

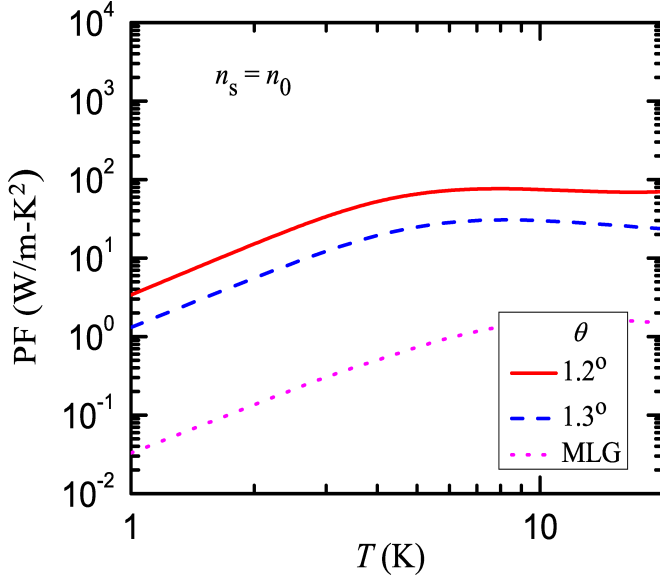


FIG. 6. Power factor PF as a function of temperature T for different twist angles θ in tBLG and for MLG with $n_s = n_0$.

IV. SUMMARY

Thermopower and power factor are calculated theoretically in tBLG showing the profound effect of suppression of the effective Fermi velocity ν_F^* , due to the twist angle θ , in moiré flat band. Our minimal naïve theory is analytical and is of more relevant in the early stage of the development of the subject, to bring out essential features of these transport properties. Our simple model is for $n_s \leq 10^{12} \text{ cm}^{-2}$ and with the chemical potential little away from the Dirac point. The θ dependent ν_F^* is found to strongly enhance the phonon-drag thermopower

S^g and diffusion thermopower S^d , for small θ closer to θ_m . This effect is more on S^g due to the highly increased electron- acoustic phonon interaction, which is also the source for the observed large linear-in- T resistivity [10].

The enhancement of S^g up to ~ 500 times that in MLG is predicted with a large and measurable maximum value of $\sim 10 \text{ mV/K}$ at about 20 K; and is found to significantly dominate over S^d for large range of T ($> \sim 2 \text{ K}$). In tBLG, the twist angle has emerged as a strong tunable parameter of thermopower, besides T and n_s . The effect of ν_F^* on S^g and S^d is found to reduce with the increasing θ and T . In the BG regime, power laws $S^g \sim \nu_F^{*-2}$, T^3 and $n_s^{-1/2}$ are obtained. The temperature range of validity of T^3 law is also found to be θ dependent.

In the temperature range considered, the T dependence of S^g is generic with rapid increase at low T and nearly constant at higher T . On the contrary, S^d is taken to be governed by the simple Mott formula with $S^d \sim \nu_F^{*-1}$, T and $n_s^{-1/2}$. By plotting the S^g/T^2 vs T , for different θ and n_s , we have found simple relations of 'Kohn anomaly temperature' T_{KA} with θ and n_s , namely $T_{KA}/\theta = \text{constant}$ (~ 4) and $T_{KA}/\sqrt{n_s} = \text{constant}$ (~ 4.25). In the BG regime, simple relations of S^g with phonon limited mobility μ_p i.e $S^g\mu_p = -\Lambda\nu_s/T$ (Herring's law) and the hot electron power loss $F_e(T)$ i.e $S^g = (2\Lambda/e\nu_s T)F_e(T)$ are obtained, and these are useful in determining the one by measuring the other. Power factor PF is also investigated as a function of θ and T . The PF is found to be highly enhanced for θ closer to θ_m , thereby θ acting as its strong tunable parameter. PF as a function of T exhibits a broad maximum and a maximum value of $PF \sim 75 \text{ W/m-K}^2$ is predicted for $\theta = 1.2^\circ$. As a result, it is discussed that an extremely large figure of merit is possible. We believe, our findings with this simple analytical model will initiate some experimental work on the thermopower in tBLG and be useful to explain the experimental data.

Acknowledgement: Author wishes to acknowledge Vidyashree Hebbar and Ravi Kashikar for their help in preparing this manuscript in Latex.

-
- [1] Y. Cao, V. Fatemi, S. Fang, K. Watanabe, T. Taniguchi, E. Kaxiras, and P. Jarillo-Herrero, *Nature* **556**, 43 (2018).
 - [2] Y. Cao, V. Fatemi, A. Demir, S. Fang, S. L. Tomarken, J. Y. Luo, J. D. Sanchez-Yamagishi, K. Watanabe, T. Taniguchi, E. Kaxiras, R. C. Ashoori, and P. Jarillo-Herrero, *Nature* **556**, 80 (2018).
 - [3] F. Wu, A. H. MacDonald, and I. Martin, *Phys. Rev. Lett.* **121**, 257001 (2018).
 - [4] M. Yankowitz, S. Chen, H. Polshyn, Y. Zhang, K. Watanabe, T. Taniguchi, D. Graf, A. F. Young, and C. R. Dean, *Science* **363**, 1059 (2019).
 - [5] X. Lu, P. Stepanov, W. Yang, M. Xie, M. A. Aamir, I. Das, C. Urgell, K. Watanabe, T. Taniguchi, G. Zhang, A. Bachtold, A. H. MacDonald, and D. K. Efetov, *Nature* **574**, 653 (2019).
 - [6] A. L. Sharpe, E. J. Fox, A. W. Barnard, J. Finney, K. Watanabe, T. Taniguchi, M. A. Kastner, and D. Goldhaber-Gordon, *Science* **365**, 605 (2019).
 - [7] S. L. Tomarken, Y. Cao, A. Demir, K. Watanabe, T. Taniguchi, P. Jarillo-Herrero, and R. C. Ashoori, *Phys. Rev. Lett.* **123**, 046601 (2019).
 - [8] B. Roy and V. Juričić, *Phys. Rev. B* **99**, 121407 (2019).
 - [9] H. Polshyn, M. Yankowitz, S. Chen, Y. Zhang, K. Watanabe, T. Taniguchi, C. R. Dean, and A. F. Young, *Nat. Phys.* **15**, 1011 (2019).
 - [10] F. Wu, E. Hwang, and S. Das Sarma, *Phys. Rev. B* **99**, 165112 (2019).

- [11] Y. Cao, D. Chowdhury, D. Rodan-Legrain, O. Rubies-Bigorda, K. Watanabe, T. Taniguchi, T. Senthil, and P. Jarillo-Herrero, *Phys. Rev. Lett.* **124**, 076801 (2020).
- [12] M. Serlin, C. L. Tschirhart, H. Polshyn, Y. Zhang, J. Zhu, K. Watanabe, T. Taniguchi, L. Balents, and A. F. Young, *Science* **367**, 900 (2020).
- [13] S. Das Sarma and F. Wu, *Ann. Phys.* **417**, 168193 (2020).
- [14] E. H. Hwang and S. Das Sarma, *Phys. Rev. Research* **2**, 013342 (2020).
- [15] S. S. Kubakaddi, (2020), [arXiv:2010.13019](https://arxiv.org/abs/2010.13019).
- [16] R. Bistritzer and A. H. MacDonald, *Proceedings of the National Academy of Sciences* **108**, 12233 (2011).
- [17] T. Tritt, (vol. ed.). *Recent Trends in Thermoelectric Materials Research, Part Two, Vol. 70* (Academic Press, San Diego 2001).
- [18] D. M. Rowe, (ed.) *CRC Thermoelectrics Handbook—Macro to Nano*. (Boca Raton: Taylor & Francis 2006).
- [19] B. L. Gallagher and P. N. Butcher, in *Handbook on semiconductors*, Vol. 1 (Elsevier, Amsterdam, 1992) p. 817.
- [20] E. Z. R. Fletcher and U. Zeitler, in *Electron-Phonon interactions in low dimensional structures* (Oxford Science publications, Oxford 2003) p. 149.
- [21] M. Tsaousidou, in *Frontiers in Nanoscience and Nanotechnology*, Vol. 2 (Oxford University Press, Oxford 2010) p. 477.
- [22] N. S. Sankeshwar, S. S. Kubakaddi, and B. G. Mulimani, *Thermoelectric Effects in Graphene, In Graphene Science Handbook: Electrical and Optical Properties*, Vol. 18 (CRC Hand Book, CRC Press, Taylor and Francisco group, New York, 2016,) p. 273.
- [23] S. S. Kubakaddi, *Phys. Rev. B* **79**, 075417 (2009).
- [24] E. H. Hwang, E. Rossi, and S. Das Sarma, *Phys. Rev. B* **80**, 235415 (2009).
- [25] Y. M. Zuev, W. Chang, and P. Kim, *Phys. Rev. Lett.* **102**, 096807 (2009).
- [26] J. G. Checkelsky and N. P. Ong, *Phys. Rev. B* **80**, 081413 (2009).
- [27] P. Wei, W. Bao, Y. Pu, C. N. Lau, and J. Shi, *Phys. Rev. Lett.* **102**, 166808 (2009).
- [28] X. Wu, Y. Hu, M. Ruan, N. K. Madiomanana, C. Berger, and W. A. de Heer, *Appl. Phys. Lett.* **99**, 133102 (2011).
- [29] S. S. Kubakaddi and K. S. Bhargavi, *Phys. Rev. B* **82**, 155410 (2010).
- [30] K. Bhargavi and S. Kubakaddi, *Physica E* **52**, 116 (2013).
- [31] S.-G. Nam, D.-K. Ki, and H.-J. Lee, *Phys. Rev. B* **82**, 245416 (2010).
- [32] D. G. Cantrell and P. N. Butcher, *J. Phys. C: Solid State Physics* **20**, 1985 (1987).
- [33] D. K. Efetov and P. Kim, *Phys. Rev. Lett.* **105**, 256805 (2010).
- [34] Betz, A. C. and Vialla, F. and Brunel, D. and Voisin, C. and Picher, M. and Cavanna, A. and Madouri, A. and Fève, G. and Berroir, J.-M. and Plaçais, B. and Pallecchi, E., *Phys. Rev. Lett.* **109**, 056805 (2012).
- [35] M. R. Baker, J. A. Alexander-Webber, T. Altbauer, and R. J. Nicholas, *Phys. Rev. B* **85**, 115403 (2012).
- [36] D. L. Nika, E. P. Pokatilov, A. S. Askerov, and A. A. Balandin, *Phys. Rev. B* **79**, 155413 (2009).
- [37] S. Ghosh, D. L. Nika, E. P. Pokatilov, and A. A. Balandin, *New J. Phys.* **11**, 095012 (2009).
- [38] B. Nag, *Electron Transport in Compound Semiconductors* (Berlin: Springer-Verlag, 1980).
- [39] H. Min, E. H. Hwang, and S. Das Sarma, *Phys. Rev. B* **83**, 161404 (2011).
- [40] R. Bistritzer and A. H. MacDonald, *Phys. Rev. B* **80**, 085109 (2009).
- [41] A. M. DaSilva, K. Zou, J. K. Jain, and J. Zhu, *Phys. Rev. Lett.* **104**, 236601 (2010).
- [42] C. Herring, *Phys. Rev.* **96**, 1163 (1954).
- [43] R. Fletcher, V. M. Pudalov, Y. Feng, M. Tsaousidou, and P. N. Butcher, *Phys. Rev. B* **56**, 12422 (1997).
- [44] M. Tsaousidou, P. N. Butcher, and G. P. Triberis, *Phys. Rev. B* **64**, 165304 (2001).
- [45] S. S. Kubakaddi, *J. Phys.: Condens. Matter* **27**, 455801 (2015).
- [46] S. Kubakaddi, *Physica B: Condens. Matter* **521**, 158 (2017).
- [47] B. Tieke, R. Fletcher, U. Zeitler, M. Henini, and J. C. Maan, *Phys. Rev. B* **58**, 2017 (1998).
- [48] K. S. Bhargavi and S. S. Kubakaddi, *J. Phys.: Condens. Matter* **26**, 485013 (2014).
- [49] X. Xu, Y. Wang, K. Zhang, X. Zhao, S. Bae, M. Heinrich, C. T. Bui, R. Xie, J. T. L. Thong, B. H. Hong, K. P. Loh, B. Li, and B. Oezylmaz, (2010), [arXiv:1012.2937](https://arxiv.org/abs/1012.2937).
- [50] J. K. Viljas and T. T. Heikkilä, *Phys. Rev. B* **81**, 245404 (2010).