

Total Moment Sum Rule for Magnets in the Vicinity of Quantum Critical Point

Masashige Matsumoto*

Department of Physics, Shizuoka University, Shizuoka 422-8529, Japan

(Received September 28, 2020)

It is known that the longitudinal and transverse excitation modes can exist in the vicinity of a quantum critical point in the ordered phase of quantum magnetic systems. The total moment sum rule for such systems is derived on the basis of the extended spin-wave theory, where both longitudinal and transverse magnetic excitations are taken into account. The sum rule is resolved into elastic, one-magnon, and two-magnon components. The formulation is applicable to spin systems with the longitudinal mode, such as $S = 1$ systems with single-ion anisotropy of easy-plane type and spin dimer systems. The result helps us analyze and understand measured data of inelastic neutron scattering.

1. Introduction

The total moment sum rule is a kind of conservation law in dynamical spin correlation function. When we integrate the correlation function over the frequency ω , momentum \mathbf{q} , and x , y , and z components of spin S operator, we obtain¹⁾

$$\sum_{\alpha=x,y,z} \frac{1}{N} \sum_{\mathbf{q}} \int d\omega S^{\alpha\alpha}(\mathbf{q}, \omega) = S(S+1). \quad (1)$$

Here, N is the number of spins in a sample. Since the dynamical spin correlation function is related to the intensity of inelastic neutron scattering, the sum rule can be used to analyze the measured experimental data of inelastic neutron scattering. Based on the conventional spin-wave theory, the integrated correlation function can be resolved into elastic and inelastic (one-magnon, two-magnon, and multi-magnon) components.²⁾ This was applied to estimate the intensity of the two-magnon scattering relative to that for the one-magnon in $S = 5/2$ Heisenberg antiferromagnet on a square lattice.²⁾ It was also applied to a spin ladder system to derive an expression for the dynamic spin-correlation function.³⁾ Thus, the total moment sum rule helps us analyze and understand the measured magnetic excitations by neutron scattering.

On the other hand, the conventional spin-wave theory fails to describe magnetic excitations in spin systems that show a quantum phase transition, such as in spin dimer systems where both transverse and longitudinal excitations exist in the vicinity of the quantum critical point in the ordered state. Recently, inelastic neutron scattering experiments were performed in a quantum spin system Cr_2WO_6 .⁴⁾ The crystal structure shows that two Cr^{3+} ions are strongly coupled and form a spin dimer by $S = 3/2$ spins. At low temperatures, a magnetically ordered state is stabilized.⁵⁾ They found unexpected high-energy magnetic excitations with weak intensity above the conventional spin-wave excitation mode.⁴⁾ The conventional spin-wave theory accounts for the low-energy transverse spin-wave mode, however, it is difficult to explain the origin of the additional high-energy excitations. These measurements were performed with polycrystalline samples, since it was difficult to synthesize single crystals.

The extended spin-wave theory, or the generalized Holstein-Primakoff theory, is a powerful tool for investigating magnetic excitations in the vicinity of the quantum

critical point, such as in spin dimer systems.^{6–10)} The formulation is equivalent to the harmonic bond-operator theory and can describe both transverse and longitudinal magnetic excitations.^{11–14)} The extended spin-wave theory is also equivalent to the multi-boson spin-wave theory introduced to study magnetic excitations in $S = 3/2$ spin system with a strong single-ion anisotropy of an easy-plane type, such as in $\text{Ba}_2\text{CoGe}_2\text{O}_7$.^{15–17)} The characteristic point is that plural bosons are introduced for each spin multiplet of the local spin states. This enables us to describe both the low-energy transverse and high-energy longitudinal modes.

Recently, the longitudinal excitation mode is termed as Higgs amplitude mode in quantum magnets in the similarity to the Higgs particle in high-energy physics.^{18,19)} The observation of the longitudinal mode (L-mode) is one of the hot topics in condensed matter physics. Since Cr_2WO_6 is a spin dimer system, we can expect the L-mode, as in TiCuCl_3 .²⁰⁾ In the presence of an easy-axis anisotropy in the exchange interactions, the L-mode was also observed by spin-polarized inelastic neutron scattering measurements in a two-dimensional spin-1/2 coupled two-leg spin ladder antiferromagnet.²¹⁾ The L-mode was also pointed out in $S = 1$ systems with single-ion anisotropy of easy-plane type,^{22–25)} and it was observed in Ca_2RuO_4 .²⁶⁾ In CsNiCl_3 under the atmospheric pressure, the T- and L-modes are hybridized by the noncollinear magnetic structure.^{24,27–29)} In CsFeCl_3 , this point was elucidated by measuring the evolution of inelastic neutron spectra under controlling pressure to cross the quantum critical point.^{30,31)}

About the high-energy excitations observed in Cr_2WO_6 , there are two main possibilities for the interpretation. One is an L-mode in one-magnon process. The other is a transverse mode (T-mode) in two-magnon process. Theoretically, it is difficult to calculate the intensity for two-magnon process in polycrystalline samples. To judge the origin of the high-energy excitations in Cr_2WO_6 , we can use the total moment sum rule for spin dimer systems, where the integrated intensity is resolved into one magnon L-mode and two-magnon T-mode.

Since there is no theory of the total moment sum rule for spin dimer systems so far, we derive the sum rule based on the extended spin-wave theory. The sum rule should be different from the conventional spin systems. We apply the result to two dimer systems $\text{Cu}(\text{NO}_3)_2 \cdot 2.5\text{D}_2\text{O}$ ³²⁾ and Cr_2WO_6 .²¹⁾

*E-mail address: matsumoto.masashige@shizuoka.ac.jp

since the former and the latter are in disordered and ordered phases at low temperatures, respectively, and the difference between the two cases becomes prominent.

This paper is organized as follows. In Sect. 2, we briefly summarize the total moment sum rule based on the conventional spin-wave theory. In Sect. 3, we introduce the extended spin-wave theory. We apply the theory to an $S = 1$ quantum spin system with a single-ion anisotropy of easy-plane type in Sect. 4. In Sect. 5, the total moment sum rule in $S = 1/2$ spin dimer systems is derived. The result is extended to an $S = 3/2$ dimer case and applied to Cr_2WO_6 . The last section gives a summary of the paper.

2. Total Moment Sum Rule

Let us explain details of the total moment sum rule and resolve it into elastic and inelastic components based on the conventional spin-wave theory.²⁾ This helps us understand how to apply the extended spin-wave theory to the sum rule discussed in the next section. The dynamical spin correlation function is defined by

$$S^{\alpha\alpha}(\mathbf{q}, \omega) = \frac{1}{2\pi} \int dt e^{-i\omega t} \langle S^\alpha(\mathbf{q}) S^\alpha(-\mathbf{q}, t) \rangle. \quad (2)$$

Here, $S^\alpha(\mathbf{q})$ represents the Fourier transformed $\alpha (= x, y, z)$ component the spin operator. It is defined by

$$S^\alpha(\mathbf{q}) = \frac{1}{\sqrt{N}} \sum_i e^{-i\mathbf{q}\cdot\mathbf{r}_i} S_i^\alpha, \quad (3)$$

where S_i^α is the spin operator on the i th site at position \mathbf{r}_i . N represents the total number of spins. In Eq. (2), $S^\alpha(-\mathbf{q}, t)$ represents the Heisenberg representation of $S^\alpha(-\mathbf{q})$. Integrating the dynamical spin correlation function over \mathbf{q} and ω and summing up $\alpha = x, y, z$, we obtain the following total moment sum rule:

$$\begin{aligned} & \sum_{\alpha=x,y,z} \frac{1}{N} \sum_{\mathbf{q}} \int d\omega S^{\alpha\alpha}(\mathbf{q}, \omega) \\ &= \sum_{\alpha=x,y,z} \frac{1}{N} \sum_{i,j} \int dt \langle S_i^\alpha S_j^\alpha(t) \rangle \frac{1}{2\pi} \int d\omega e^{-i\omega t} \frac{1}{N} \sum_{\mathbf{q}} e^{i\mathbf{q}\cdot(\mathbf{r}_j - \mathbf{r}_i)} \\ &= \frac{1}{N} \sum_i \langle (S_i^x S_i^x + S_i^y S_i^y + S_i^z S_i^z) \rangle \\ &= S(S+1). \end{aligned} \quad (4)$$

This result represents that the integrated dynamical spin correlation function is fixed to the specified value. In this section, we resolve the total moment sum rule into elastic and inelastic parts within the conventional spin-wave theory.

2.1 Ordered moment

We consider the following Hamiltonian for antiferromagnets on a simple cubic lattice:

$$\mathcal{H} = J \sum_{\langle i,j \rangle} \mathbf{S}_i \cdot \mathbf{S}_j. \quad (5)$$

Here, \mathbf{S}_i and \mathbf{S}_j are spin operators at the i th and j th sites, respectively. J is an exchange interaction parameter. The summation $\sum_{\langle i,j \rangle}$ is taken over the nearest neighbor sites. We consider an antiferromagnetic (AF) case with $J > 0$. In the Néel ordered state, we take the z -axis along the ordered moment.

As shown in the Appendix, the expectation value of the

ordered moment on the A (up) sublattice is given by

$$\langle S_i^z \rangle = S - \langle a_i^\dagger a_i \rangle. \quad (6)$$

Here, a_i^\dagger and a_i are creation and annihilation Bose operators at the i th site introduced in the Holstein-Primakoff transformation. Throughout this paper, we take the expectation value by the ground state in the low temperature limit $T \rightarrow 0$. The expectation value of the population of the boson is calculated as

$$\begin{aligned} n &= \langle a_i^\dagger a_i \rangle = \frac{1}{N/2} \sum_k \langle a_k^\dagger a_k \rangle \\ &= \frac{1}{N/2} \sum_k \left(u_k^2 \langle \alpha_k^\dagger \alpha_k \rangle + v_k^2 \langle \beta_k \beta_k^\dagger \rangle \right) \\ &= \frac{1}{N/2} \sum_k v_k^2. \end{aligned} \quad (7)$$

Here, $N/2$ represents the number of spin site on the A sublattice, and used $\langle \alpha_k^\dagger \alpha_k \rangle = 0$ at low temperatures. u_k and v_k are coefficients of the Bogoliubov transformation [see Eq. (A-6)]. We have used the Fourier transformation given by Eq. (A-3). Notice that the expectation value does not depend on the spin site. On the B (down) sublattice, we obtain the same result. The ordered moment is then expressed as

$$|\langle S_i^z \rangle| = S - n. \quad (8)$$

Here, n represents the reduction of the moment by the quantum effect on the basis of the conventional spin-wave theory.

2.2 z component

As in Eq. (4), the z component of the integrated correlation function is expressed by

$$\begin{aligned} \frac{1}{N} \sum_{\mathbf{q}} \int d\omega S^{zz}(\mathbf{q}, \omega) &= \frac{1}{N} \sum_i \langle S_i^z S_i^z \rangle \\ &= \frac{1}{N} \sum_i \int d\omega \frac{1}{2\pi} \int dt e^{-i\omega t} \langle S_i^z S_i^z(t) \rangle. \end{aligned} \quad (9)$$

In the second line of Eq. (9), notice that we first perform the integral over t in order to discuss elastic and inelastic components of the dynamical spin correlation function. On the A sublattice, we substitute Eq. (A-1) into Eq. (9) and obtain

$$\begin{aligned} \langle S_i^z S_i^z(t) \rangle &= \langle (S - a_i^\dagger a_i) [S - a_i^\dagger(t) a_i(t)] \rangle \\ &= S^2 - S \langle a_i^\dagger a_i \rangle - S \langle a_i^\dagger(t) a_i(t) \rangle + \langle a_i^\dagger a_i a_i^\dagger(t) a_i(t) \rangle. \end{aligned} \quad (10)$$

The first two terms have no time dependence. When we perform the integral over t in Eq. (9), this leads to $1/(2\pi) \int dt e^{-i\omega t} = \delta(\omega)$ and ω must be zero. Therefore, they are elastic component in the dynamical spin correlation function $S^{zz}(\mathbf{q}, \omega)$. As in Eq. (7), the third term in Eq. (10) is calculated as

$$\begin{aligned} & \langle a_i(t)^\dagger a_i(t) \rangle \\ &= \frac{1}{N/2} \sum_k \left(u_k^2 \langle \alpha_k^\dagger e^{iE_k t} \alpha_k e^{-iE_k t} \rangle + v_k^2 \langle \beta_k e^{-iE_k t} \beta_k^\dagger e^{iE_k t} \rangle \right) \\ &= \frac{1}{N/2} \sum_k v_k^2 = n. \end{aligned} \quad (11)$$

Since the time dependence cancels out, the third term in Eq. (10) is also elastic component. The last term in Eq. (10) is calculated as

$$\begin{aligned}
& \langle a_i^\dagger a_i a_i^\dagger(t) a_i(t) \rangle \\
&= \left(\frac{1}{N/2} \right)^2 \sum_{k_1, k_2, k_3, k_4} v_{k_1} v_{k_2} v_{k_3} v_{k_4} \langle \beta_{-k_1} \beta_{-k_2}^\dagger \rangle \langle \beta_{-k_3}(t) \beta_{-k_4}^\dagger(t) \rangle \\
&+ \left(\frac{1}{N/2} \right)^2 \sum_{k_1, k_2, k_3, k_4} v_{k_1} u_{k_2} u_{k_3} v_{k_4} \langle \beta_{-k_1} \beta_{-k_4}^\dagger(t) \rangle \langle \alpha_{k_2} \alpha_{k_3}^\dagger(t) \rangle \\
&= \left(\frac{1}{N/2} \sum_{k_1} v_{k_1}^2 \right) \left(\frac{1}{N/2} \sum_{k_3} v_{k_3}^2 \right) \\
&+ \left(\frac{1}{N/2} \sum_{k_1} v_{k_1}^2 e^{iE_{k_1} t} \right) \left(\frac{1}{N/2} \sum_{k_2} u_{k_2}^2 e^{iE_{k_2} t} \right). \quad (12)
\end{aligned}$$

Here, the first term has no time dependence and is elastic component. On the other hand, the second term has the time dependence $e^{i(E_{k_1} + E_{k_2})t}$ and leads to $1/(2\pi) \int dt e^{-i(\omega - E_{k_1} - E_{k_2})t} = \delta(\omega - E_{k_1} - E_{k_2})$ in Eq. (9). Since this represents two-magnon excitation ($\omega = E_{k_1} + E_{k_2}$), the second term in Eq. (12) is inelastic component in the dynamical spin correlation function $S^{zz}(\mathbf{q}, \omega)$. In the above discussion, we first performed the integral over t and we understand how to resolve the dynamical spin correlation function into elastic and inelastic components.

Next, we first perform the integral over ω in Eq. (9). In this case, we obtain the delta function $\delta(t)$ and obtain the first line in Eq. (9). This means that we can put $t = 0$ in evaluating $\langle a_i^\dagger a_i a_i^\dagger(t) a_i(t) \rangle$. For $t = 0$, Eq. (12) reduces to

$$\langle a_i^\dagger a_i a_i^\dagger(t) a_i(t) \rangle|_{t \rightarrow 0} = n^2 + n(1 + n). \quad (13)$$

Here, we used Eq. (7) and the relation $u_k^2 = 1 + v_k^2$ [see Eq. (A-9)]. As discussed above, the n^2 and $n(1 + n)$ terms are elastic and inelastic components, respectively. The result in Eq. (13) indicates that the expectation value can be simply separated as

$$\begin{aligned}
\langle a_i^\dagger a_i a_i^\dagger(t) a_i(t) \rangle &= \langle a_i^\dagger a_i \rangle_{\text{elastic}} \langle a_i^\dagger(t) a_i(t) \rangle_{\text{elastic}} \\
&+ \langle a_i^\dagger a_i(t) \rangle_{\text{inelastic}} \langle a_i a_i^\dagger(t) \rangle_{\text{inelastic}}. \quad (14)
\end{aligned}$$

In the practical calculation, we can put $t = 0$ in Eq. (14) after the integral over ω . We use this representation in the following discussions.

On the B sublattice, we obtain the same result. Thus, the integrated correlation function of the z component can be resolved into elastic and inelastic components. In Eq. (9), they are expressed as

$$\begin{aligned}
\langle S_i^z S_i^z \rangle_{\text{elastic}} &= S^2 - 2Sn + n^2 = (S - n)^2, \\
\langle S_i^z S_i^z \rangle_{\text{inelastic}} &= n(1 + n). \quad (15)
\end{aligned}$$

2.3 x and y components

The x and y components of the integrated correlation function is expressed as

$$\frac{1}{N} \sum_{\mathbf{q}} \int d\omega [S^{xx}(\mathbf{q}, \omega) + S^{yy}(\mathbf{q}, \omega)]$$

Table I. Total moment sum rule obtained by the conventional spin-wave theory.²⁾ Component of the dynamical spin correlation function $S^{\alpha\alpha}(\mathbf{q}, \omega)$ and the integrated intensity $(1/N) \sum_{\mathbf{q}} \int d\omega S^{\alpha\alpha}(\mathbf{q}, \omega)$ are shown. Since the z -axis is taken along the ordered moment, the zz component is for longitudinal spin fluctuation, while the xx and yy components are for transverse one. The ordered moment at each site is expressed as $\langle S^z \rangle = S - n$ with $n = \langle a^\dagger a \rangle = \langle b^\dagger b \rangle$. We can obtain $S(S + 1)$ after adding all components of the intensity. Notice that the inelastic component $S^{zz}(\mathbf{q}, \omega)_{\text{inelastic}}$ represents two-magnon process.

Component	Integrated intensity
$S^{zz}(\mathbf{q}, \omega)_{\text{elastic}}$	$S^2 - 2Sn + n^2$
$S^{zz}(\mathbf{q}, \omega)_{\text{inelastic}}$	$n + n^2$
$[S^{xx}(\mathbf{q}, \omega) + S^{yy}(\mathbf{q}, \omega)]_{\text{inelastic}}$	$S + (2S - 1)n - 2n^2$
$\sum_{\alpha=x,y,z} [S^{\alpha\alpha}(\mathbf{q}, \omega)]_{\text{total}}$	$S(S + 1)$

$$= \frac{1}{N} \sum_i \frac{1}{2} \langle (S_i^+ S_i^- + S_i^- S_i^+) \rangle, \quad (16)$$

with $S_i^\pm = S_i^x \pm iS_i^y$. Here, the integral over ω was performed and we put $t = 0$. Therefore, the operator in Eq. (16) is understood as $[S_i^+ S_i^-(t) + S_i^- S_i^+(t)]|_{t \rightarrow 0}$. As the first term in Eq. (12), elastic component is calculated by taking the following contraction: $\langle S_i^+ \rangle \langle S_i^- \rangle + \langle S_i^- \rangle \langle S_i^+ \rangle$. Since $\langle S_i^\pm \rangle = 0$, there no elastic component in Eq. (16).

We next consider inelastic component. Using Eq. (A-1), we can express

$$\frac{1}{2} (S_i^+ S_i^- + S_i^- S_i^+) = S + 2S a_i^\dagger a_i - a_i^\dagger a_i a_i^\dagger a_i \quad (17)$$

on the A sublattice. In this calculation, we notice that not only one-magnon but also multi-magnon processes appear. As in the z component case, we can calculate the inelastic component as

$$\frac{1}{2} \langle (S_i^+ S_i^- + S_i^- S_i^+) \rangle_{\text{inelastic}} = S + (2S - 1)n - 2n^2, \quad (18)$$

where Eq. (13) was used. We can obtain the same result on the B sublattice and summarize the total moment sum rule in Table I.²⁾

3. Extended Spin-Wave Theory

The extended spin-wave theory, or the generalized Holstein-Primakoff theory,⁶⁻⁸⁾ is useful to describe excitations not only in quantum spin systems but also in f electron systems in multipole ordered states.^{9,10)} In the formulation, plural bosons are introduced for each multiplet. This enables us to describe magnetic excitations in quantum spin exhibiting a quantum phase transition, where both the T- and L-modes are taken into account. In the following, we introduce the formulation according to Ref. 9.

3.1 Formulation

On the basis of the extended spin-wave theory, we can simply estimate contributions from the elastic and inelastic components. First, we briefly introduce the extended spin-wave theory. As in the conventional spin-wave theory, we consider the Heisenberg Hamiltonian given by Eq. (5). On the A sublattice, we introduce a local state $|m\rangle_i$ as

$$S_i^z |m\rangle_i = m |m\rangle_i. \quad (19)$$

We assume that $\hbar = 1$ throughout this paper. In the Néel ordered state, $|m = S\rangle_i$ is the local ground state, while $|m < S\rangle_i$

are excited states. The spin operator on the A sublattice is then expressed as⁶⁻⁹⁾

$$\mathcal{S}_i = \sum_{m,n} |m\rangle_i \langle m|\mathcal{S}_i|n\rangle_i \langle n| = \sum_{m,n} \langle m|\mathcal{S}_i|n\rangle_i a_{im}^\dagger a_{in}. \quad (20)$$

Here, a_{im}^\dagger and a_{in} are bosonic operators that create and annihilate the $|m\rangle_i$ and $|n\rangle_i$ states, respectively. The bosons are subjected by the following local constraint:^{9,11)}

$$\sum_m a_{im}^\dagger a_{im} = 1. \quad (21)$$

We can see that Eq. (20) contains $a_{iS}^\dagger a_{iS}$ term. With the constraint, this term is expressed by bosons for the excited states as

$$a_{iS}^\dagger a_{iS} = M - \sum_{m<S} a_{im}^\dagger a_{im}. \quad (22)$$

Here, we introduced M as an expansion parameter for the theory, which we can finally put $M = 1$ in the formulation. Equation (20) also contains $a_{in}^\dagger a_{iS}$ and $a_{iS}^\dagger a_{in}$ ($n < S$) terms. For these, it is convenient to introduce the following generalized Holstein-Primakoff method:⁶⁻⁹⁾

$$\begin{aligned} a_{in}^\dagger a_{iS} &\rightarrow a_{in}^\dagger \left(M - \sum_{m<S} a_{im}^\dagger a_{im} \right)^{\frac{1}{2}}, \\ a_{iS}^\dagger a_{in} &\rightarrow \left(M - \sum_{m<S} a_{im}^\dagger a_{im} \right)^{\frac{1}{2}} a_{in}. \end{aligned} \quad (23)$$

When we substitute Eqs. (22) and (23) into Eq. (20), the spin operator is written by bosons for the excited states. We next expand the square root in Eq. (23) and substitute the spin operator into the spin Hamiltonian. The spin Hamiltonian is then expressed in powers of M^{-1} as⁹⁾

$$\mathcal{H} = M^2 \sum_{n=0}^{\infty} M^{-\frac{n}{2}} \mathcal{H}_n. \quad (24)$$

Here, \mathcal{H}_n represents n -boson Hamiltonian. \mathcal{H}_0 is a c-number term and represents the energy of the mean-field ground state. \mathcal{H}_1 is the first-order term of bosons for the excited states, however, it vanishes with the proper mean-field ground state. \mathcal{H}_2 is the second-order (harmonic) term. Since bosons are dilute at low temperatures, we neglect higher-order terms of bosons for the harmonic theory and put $M = 1$.

The spin-wave excitation is described by the $a_{i,S-1}$ operator for $|m = S - 1\rangle_i$. Substituting Eq. (23) into Eq. (20) and retaining up to the quadratic order of the $a_{i,S-1}$ boson, we can express the spin operators as

$$\begin{aligned} S_i^x &= \sqrt{S/2}(a_{i,S-1} + a_{i,S-1}^\dagger), \\ S_i^y &= -i\sqrt{S/2}(a_{i,S-1} - a_{i,S-1}^\dagger), \\ S_i^z &= S - a_{i,S-1}^\dagger a_{i,S-1}. \end{aligned} \quad (25)$$

These results are same as those obtained by the linear spin-wave theory.

On the B sublattice, we introduce b_{im} bosons for the local excited state. $|m = -S\rangle_i$ is the local ground state, while $|m > -S\rangle_i$ are excited states. In the same way as on the A sublattice,

the spin operators on the B sublattice are expressed as

$$\begin{aligned} S_i^x &= \sqrt{S/2}(b_{i,-S+1} + b_{i,-S+1}^\dagger), \\ S_i^y &= i\sqrt{S/2}(b_{i,-S+1} - b_{i,-S+1}^\dagger), \\ S_i^z &= -S + b_{i,-S+1}^\dagger b_{i,-S+1}. \end{aligned} \quad (26)$$

We notice the following correspondences between the extended and conventional spin-wave theories:

$$a_{i,S-1} \leftrightarrow a_i, \quad b_{i,-S+1} \leftrightarrow b_i. \quad (27)$$

Substituting Eqs. (25) and (26) into Eq. (5), we can reproduce the Hamiltonian in Eq. (A.4) for the linear spin-wave theory.

3.2 Application to total moment sum rule

3.2.1 Ordered moment

To understand how to apply the extended spin-wave theory to the total moment sum rule, we focus on an $S = 1$ spin case. Since the result is the same on the A and B sublattices, we focus on the A sublattice. The local ground state is $|1\rangle$, whereas $|0\rangle$ and $|-1\rangle$ are excited states. The linear spin-wave theory is described by a_0 boson for the $|0\rangle$ state. Within the basal $|1\rangle$, $|0\rangle$, and $|-1\rangle$ states, S^z is expressed in the following matrix form:

$$S^z = \begin{pmatrix} 1 & 0 & 0 \\ 0 & 0 & 0 \\ 0 & 0 & -1 \end{pmatrix} \quad (28)$$

In the extended spin-wave theory, S^z is then expressed as

$$S^z = a_1^\dagger a_1 - a_{-1}^\dagger a_{-1}. \quad (29)$$

Using the local constraint

$$a_1^\dagger a_1 + a_0^\dagger a_0 + a_{-1}^\dagger a_{-1} = 1, \quad (30)$$

we eliminate the $a_1^\dagger a_1$ term for the local ground state and obtain

$$S^z = 1 - a_0^\dagger a_0 - 2a_{-1}^\dagger a_{-1}. \quad (31)$$

Thus, S^z is expressed by the bosons for the excited states. In the matrix representation, Eq. (31) is equivalent to

$$S^z = \begin{pmatrix} 1 & 0 & 0 \\ 0 & 1 & 0 \\ 0 & 0 & 1 \end{pmatrix} - \begin{pmatrix} 0 & 0 & 0 \\ 0 & 1 & 0 \\ 0 & 0 & 2 \end{pmatrix} = \mathbf{1} - \Delta S^z, \quad (32)$$

where

$$\mathbf{1} = \begin{pmatrix} 1 & 0 & 0 \\ 0 & 1 & 0 \\ 0 & 0 & 1 \end{pmatrix}, \quad \Delta S^z = \begin{pmatrix} 0 & 0 & 0 \\ 0 & 1 & 0 \\ 0 & 0 & 2 \end{pmatrix} = a_0^\dagger a_0 + 2a_{-1}^\dagger a_{-1}. \quad (33)$$

The expectation value of the ordered moment is calculated as

$$\langle S^z \rangle = 1 - \langle a_0^\dagger a_0 \rangle = 1 - n. \quad (34)$$

Here, we used $\langle a_{-1}^\dagger a_{-1} \rangle = 0$ and put $n = \langle a_0^\dagger a_0 \rangle$. It does not depend on the spin site.

3.2.2 z component

Next, we discuss the integrated dynamical spin correlation function, as shown in Eq. (9). Using Eq. (31), we can express

the operator $S^z S^z(t)$ as

$$\begin{aligned} S^z S^z(t) &= \left[1 - a_0^\dagger a_0 - 2a_{-1}^\dagger a_{-1}\right] \left[1 - a_0^\dagger(t) a_0(t) - 2a_{-1}^\dagger(t) a_{-1}(t)\right] \\ &\rightarrow \left[1 - a_0^\dagger a_0\right] \left[1 - a_0^\dagger(t) a_0(t)\right] \\ &= 1 - a_0^\dagger a_0 - a_0^\dagger(t) a_0(t) + a_0^\dagger a_0 a_0^\dagger(t) a_0(t). \end{aligned} \quad (35)$$

Here, we dropped the site index i , since the expectation value of the operator is homogeneous and does not depend on the site. We also dropped the $a_{-1}^\dagger a_{-1}$ terms, since its expectation value vanishes. As in Eq. (10), the expectation value of $S^z S^z$ is separated into the elastic and inelastic components as

$$\begin{aligned} \langle S^z S^z \rangle &= 1 - 2\langle a_0^\dagger a_0 \rangle_{\text{elastic}} + \langle a_0^\dagger a_0 a_0^\dagger a_0 \rangle \\ &= 1 - 2n + \langle a_0^\dagger a_0 \rangle \langle a_0^\dagger a_0 \rangle_{\text{elastic}} + \langle a_0^\dagger a_0 \rangle \langle a_0 a_0^\dagger \rangle_{2\text{-magnon}} \\ &= 1 - 2n + n^2 + n(1 + n). \end{aligned} \quad (36)$$

Here, we put $t = 0$ in Eq. (35) assuming after the integral over ω , and used Eqs. (13) and (14) for the expectation value of $\langle a_0^\dagger a_0 a_0^\dagger a_0 \rangle$. The first three terms, $1 - 2n + n^2$, are elastic component, whereas the last term, $n(1 + n)$, is inelastic component (two-magnon process), as discussed below Eq. (12).

The value of n can be expected to be small. When we neglect the $O(n^2)$ order terms, we can obtain the result in Eq. (36) in a simple way. Up to the $O(n)$ order, the $\langle a_0^\dagger a_0 a_0^\dagger a_0 \rangle$ term in Eq. (36) can be treated as

$$\begin{aligned} \langle a_0^\dagger a_0 a_0^\dagger a_0 \rangle &= \langle a_0^\dagger a_0 \rangle \langle a_0^\dagger a_0 \rangle_{\text{elastic}} + \langle a_0^\dagger a_0 \rangle \langle a_0 a_0^\dagger \rangle_{2\text{-magnon}} \\ &\rightarrow \langle a_0^\dagger a_0 \rangle \langle a_0 a_0^\dagger \rangle_{2\text{-magnon}} \\ &\rightarrow \langle a_0^\dagger a_0 \rangle_{2\text{-magnon}}. \end{aligned} \quad (37)$$

This corresponds to the following replacement:

$$a_0^\dagger a_0 a_0^\dagger a_0 \rightarrow a_0^\dagger a_0, \quad (38)$$

where the $O(n^2)$ order term was neglected. In a matrix form, Eq. (38) is equivalent to

$$|0\rangle\langle 0|0\rangle\langle 0| \rightarrow |0\rangle\langle 0|. \quad (39)$$

To see this point, let us calculate $S^z S^z$ with Eq. (32) as

$$S^z S^z = (\mathbf{1} - \Delta S^z)^2 = \mathbf{1} - 2\Delta S^z + (\Delta S^z)^2. \quad (40)$$

Using the matrix form in Eq. (33), we can calculate

$$(\Delta S^z)^2 = \begin{pmatrix} 0 & 0 & 0 \\ 0 & 1 & 0 \\ 0 & 0 & 4 \end{pmatrix} = a_0^\dagger a_0 + 4a_{-1}^\dagger a_{-1} \rightarrow a_0^\dagger a_0, \quad (41)$$

where we dropped the $a_{-1}^\dagger a_{-1}$ term. When we take square of ΔS^z in the matrix form, the relation in Eq. (39) was used implicitly.³³⁾ In the representation with bosons, this is expressed as

$$\begin{aligned} (\Delta S^z)^2 &= \left(a_0^\dagger a_0 + 2a_{-1}^\dagger a_{-1}\right)^2 \\ &= a_0^\dagger a_0 a_0^\dagger a_0 + 4a_{-1}^\dagger a_{-1} a_{-1}^\dagger a_{-1} + 4a_0^\dagger a_0 a_{-1}^\dagger a_{-1} \\ &\rightarrow a_0^\dagger a_0, \end{aligned} \quad (42)$$

where we dropped the $a_{-1}^\dagger a_{-1}$ term and used Eq. (38). Therefore, the matrix representation is equivalent to that with bosons up to the $O(n)$ order.

Up to the $O(n)$ order, the expectation value is calculated as

$$\begin{aligned} \langle S^z S^z \rangle &= \langle \mathbf{1} - 2\Delta S^z + (\Delta S^z)^2 \rangle \\ &\rightarrow 1 - 2\left\langle \begin{pmatrix} 0 & 0 & 0 \\ 0 & 1 & 0 \\ 0 & 0 & 2 \end{pmatrix} \right\rangle + \left\langle \begin{pmatrix} 0 & 0 & 0 \\ 0 & 1 & 0 \\ 0 & 0 & 4 \end{pmatrix} \right\rangle \\ &= 1_{\text{elastic}} - 2\langle a_0^\dagger a_0 \rangle_{\text{elastic}} + \langle a_0^\dagger a_0 \rangle_{2\text{-magnon}} \\ &= 1 - 2n + n. \end{aligned} \quad (43)$$

Thus, up to the $O(n)$ order, we can simply calculate the expectation value by using the matrices of operators and their bosonic expressions within the extended spin-wave theory.

3.2.3 x and y components

We calculate the integrated correlation function of the x and y components up to the $O(n)$ order within the matrix form of the spin operators. For $S = 1$, $S^x S^x + S^y S^y$ is expressed as

$$\begin{aligned} S^x S^x + S^y S^y &= \begin{pmatrix} 1 & 0 & 0 \\ 0 & 2 & 0 \\ 0 & 0 & 1 \end{pmatrix} \\ &= a_1^\dagger a_1 + a_0^\dagger a_0 + a_0^\dagger a_0 + a_{-1}^\dagger a_{-1}. \end{aligned} \quad (44)$$

The expectation value is calculated as

$$\begin{aligned} \langle S^x S^x + S^y S^y \rangle &= \langle a_1^\dagger a_1 \rangle + \langle a_0^\dagger a_0 \rangle + \langle a_0^\dagger a_0 \rangle + \langle a_{-1}^\dagger a_{-1} \rangle \\ &= \langle 1 - a_0^\dagger a_0 - a_{-1}^\dagger a_{-1} \rangle + \langle a_0^\dagger a_0 \rangle + \langle a_0^\dagger a_0 \rangle + \langle a_{-1}^\dagger a_{-1} \rangle \\ &= 1 + n. \end{aligned} \quad (45)$$

Here, we used the local constraint in Eq. (30) and eliminated the $a_1^\dagger a_1$ term for the local ground state. The first term in Eq. (45) originates from $\langle a_1^\dagger a_0 a_0^\dagger a_1 \rangle$ and represents a one-magnon process. The second term is from $\langle a_0^\dagger a_1 a_1^\dagger a_0 \rangle$ and is a one-magnon process. The third term is from $\langle a_0^\dagger a_{-1} a_{-1}^\dagger a_0 \rangle$ and is a multi-magnon process. In the conventional spin-wave theory, the a_0 boson describes one-magnon excitations, whereas the a_{-1} boson is for two-magnon excitations. Therefore, the $\langle a_0^\dagger a_{-1} a_{-1}^\dagger a_0 \rangle$ term can be understood as a multi-magnon (three-magnon) process in terms of the conventional spin-wave theory. The last term in Eq. (45) is from $\langle a_{-1}^\dagger a_0 a_0^\dagger a_{-1} \rangle$ and is a multi-magnon process. However, this term vanishes because $\langle a_{-1}^\dagger a_{-1} \rangle = 0$.

Thus, the matrix form of the spin operators and their bosonic representations in the extended spin-wave theory is useful to resolve the total moment sum rule into elastic and inelastic components. We can also resolve the inelastic component into one-magnon and multi-magnon processes. Here, we demonstrated this point with the $S = 1$ case. Notice that this formulation can be extended to a general value of S . The result reproduces Table I up to the $O(n)$ order, and we summarize it in Table II.

4. $S = 1$ Systems With Single-Ion Anisotropy

We first study a simple system with a quantum phase transition. Let us begin with the following spin Hamiltonian on the simple cubic lattice:

$$\mathcal{H} = D \sum_i (S_i^z)^2 + J \sum_{\langle i,j \rangle} \mathbf{S}_i \cdot \mathbf{S}_j. \quad (47)$$

Table II. Total moment sum rule obtained by the extended spin-wave theory up to the $O(n)$ order for spin S systems. Components of the dynamical spin correlation function and the integrated intensities are shown. Since the z -axis taken along the ordered moment, the zz component is for longitudinal spin fluctuation, while the xx and yy components are for transverse one. The moment per one site is expressed as $\langle S^z \rangle = S - n$ with $n = \langle a_{S-1}^\dagger a_{S-1} \rangle = \langle b_{-S+1}^\dagger b_{-S+1} \rangle$. We can obtain $S(S+1)$ after adding all components of the intensity. The result reproduces Table I for the conventional spin-wave theory.

Component	Integrated intensity
$S^{zz}(\mathbf{q}, \omega)_{\text{elastic}}$	$S^2 - 2Sn$
$S^{zz}(\mathbf{q}, \omega)_{\text{two-magnon}}$	n
$[S^{xx}(\mathbf{q}, \omega) + S^{yy}(\mathbf{q}, \omega)]_{1\text{-magnon}}$	S
$[S^{xx}(\mathbf{q}, \omega) + S^{yy}(\mathbf{q}, \omega)]_{\text{multi-magnon}}$	$(2S - 1)n$
$\sum_{\alpha=x,y,z} [S^{\alpha\alpha}(\mathbf{q}, \omega)]_{\text{total}}$	$S(S+1)$

Here, $D(> 0)$ represents the single-ion anisotropy of easy-plane type. For $S = 1$, the local energy states are split into singlet ($S^z = 0$) and doublet ($S^z = \pm 1$) states. There is a quantum critical point which separates disordered and ordered phases at zero temperature. For large (small) D/J , the disordered (ordered) phase is stabilized. We study the total moment sum rule based on the extended spin-wave theory.

4.1 Mean-field solution

Under the easy-plane anisotropy, the ordered moment lies in the xy -plane. We take the x -axis along the ordered moment. The mean-field Hamiltonian is then given by

$$\mathcal{H}_{\text{MF}} = D(S^z)^2 - 6J(S^x)S^x. \quad (48)$$

The factor $6J$ is from the simple cubic lattice. In the presence of a molecular field in the x direction, the twofold degeneracy of the doublet is lifted and the $|0\rangle$ and $|\pm 1\rangle$ states are hybridized. The local ground and excited states at the i th site are expressed in the following form:^{25,34)}

$$\begin{aligned} |G\rangle_i &= u|0\rangle_i + v_i \frac{1}{\sqrt{2}}(|1\rangle_i + |-1\rangle_i), \\ |T\rangle_i &= \frac{1}{\sqrt{2}}(-|1\rangle_i + |-1\rangle_i), \\ |L\rangle_i &= -v_i|0\rangle_i + u \frac{1}{\sqrt{2}}(|1\rangle_i + |-1\rangle_i). \end{aligned} \quad (49)$$

Here, $|G\rangle_i$ represents the ground state, while $|T\rangle_i$ and $|L\rangle_i$ are excited states. The former and the latter states are for transverse and longitudinal modes (L- and T-modes), respectively. We will discuss this point later. In Eq. (49), we introduced

$$v_i = e^{i\mathbf{Q}\cdot\mathbf{r}_i} v, \quad (50)$$

where u and v are real coefficients satisfying $u^2 + v^2 = 1$. $\mathbf{Q} = (\pi, \pi, \pi)$ is the AF wave vector and \mathbf{r}_i represents the position of the i th site. Thus, $e^{i\mathbf{Q}\cdot\mathbf{r}_i} = \pm 1$ on the A and B sublattices, respectively. The expectation value of the spin operator S_i is

$$\langle G|S_i|G\rangle_i = 2uv_i \mathbf{e}_x, \quad (51)$$

with \mathbf{e}_x as a unit vector along the x direction. The expectation value in Eq. (48) is then given by

$$\langle S_i^x \rangle = 2uv_i. \quad (52)$$

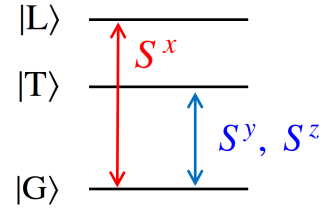


Fig. 1. (Color online) Schematic of energy levels and matrix elements of spin operators. Here, the x -axis is taken along the ordered moment. S^x has a finite matrix element between the ground ($|G\rangle$) and the $|L\rangle$ excited states. S^y and S^z have a finite matrix element between the ground and the $|T\rangle$ excited states. Since S^x and (S^y, S^z) are the longitudinal and transverse components and lead to longitudinal and transverse fluctuations of the ordered moment, the $|L\rangle$ and $|T\rangle$ states are for the L- and T-modes, respectively.

The mean-field energy per one site is given by

$$\begin{aligned} E_{\text{MF}} &= \langle G|[D(S^z)^2 - 3J(2uv)S^x]|G\rangle \\ &= (D - J_{\text{eff}})v^2 + J_{\text{eff}}v^4, \end{aligned} \quad (53)$$

where

$$J_{\text{eff}} = 12J. \quad (54)$$

The coefficients u and v are determined so as to minimize the mean-field energy. For $J_{\text{eff}}/D \geq 1$, they are determined as

$$u = \sqrt{\frac{1}{2} \left(1 + \frac{D}{J_{\text{eff}}} \right)}, \quad v = \sqrt{\frac{1}{2} \left(1 - \frac{D}{J_{\text{eff}}} \right)}. \quad (55)$$

For $J_{\text{eff}}/D \leq 1$, $u = 1$ and $v = 0$. Therefore, $J_{\text{eff}} = D$ represents a quantum critical point at which the disorder and ordered phases are separated.

4.2 Extended spin-wave theory

Next, we represent the spin operators on the basis of the $|G\rangle_i$, $|T\rangle_i$, and $|L\rangle_i$ states. The S_i^x spin operator is expressed in the following matrix form:^{6,25)}

$$\begin{aligned} S_i^x &= \begin{pmatrix} 2uv_i & 0 & u^2 - v^2 \\ 0 & 0 & 0 \\ u^2 - v^2 & 0 & -2uv_i \end{pmatrix} \\ &= \begin{pmatrix} 2uv_i & 0 & 0 \\ 0 & 2uv_i & 0 \\ 0 & 0 & 2uv_i \end{pmatrix} + \begin{pmatrix} 0 & 0 & u^2 - v^2 \\ 0 & -2uv_i & 0 \\ u^2 - v^2 & 0 & -4uv_i \end{pmatrix} \\ &= 2uv_i + (u^2 - v^2)(a_{iG}^\dagger a_{iL} + a_{iL}^\dagger a_{iG}) - 2uv_i a_{iT}^\dagger a_{iT} - 4uv_i a_{iL}^\dagger a_{iL} \\ &\rightarrow 2uv_i + (u^2 - v^2)(a_{iL} + a_{iL}^\dagger) - 2uv_i a_{iT}^\dagger a_{iT} - 4uv_i a_{iL}^\dagger a_{iL}. \end{aligned} \quad (56)$$

Here, we introduced a_{iG} , a_{iT} , and a_{iL} bosons for the $|G\rangle_i$, $|T\rangle_i$, and $|L\rangle_i$ states, respectively. We used $a_{iG} \rightarrow (1 - a_{iT}^\dagger a_{iT} - a_{iL}^\dagger a_{iL})^{\frac{1}{2}}$ and retained up to the quadratic order of a_T and a_L . We can see in Eq. (56) that S_i^x has a finite matrix elements between the $|G\rangle_i$ and $|L\rangle_i$ states (see Fig. 1). This represents that the $|L\rangle_i$ state has a spin fluctuation parallel to the ordered moment along the x direction. Therefore, the b_{iL} boson describes the longitudinal excitation mode.

The S_i^y and S_i^z operators are expressed as

$$\begin{aligned}
S_i^y &= \begin{pmatrix} 0 & -iu & 0 \\ iu & 0 & -iv_i \\ 0 & iv_i & 0 \end{pmatrix} \\
&= -iu(a_{iG}^\dagger a_{iT} - a_{iT}^\dagger a_{iG}) - iv_i(a_{iT}^\dagger a_{iL} - a_{iL}^\dagger a_{iT}) \\
&\rightarrow -iu(a_{iT} - a_{iT}^\dagger) - iv_i(a_{iT}^\dagger a_{iL} - a_{iL}^\dagger a_{iT}), \\
S_i^z &= \begin{pmatrix} 0 & -v_i & 0 \\ -v_i & 0 & -u \\ 0 & -u & 0 \end{pmatrix} \\
&= -v_i(a_{iG}^\dagger a_{iT} + a_{iT}^\dagger a_{iG}) - u(a_{iT}^\dagger a_{iL} + a_{iL}^\dagger a_{iT}) \\
&\rightarrow -v_i(a_{iT} + a_{iT}^\dagger) - u(a_{iT}^\dagger a_{iL} + a_{iL}^\dagger a_{iT}).
\end{aligned} \tag{57}$$

We can see that both S_i^y and S_i^z have a finite matrix element between the $|G\rangle_i$ and $|T\rangle_i$ states (see Fig. 1). Therefore, the b_{iT} boson describes the transverse excitation mode. For the D term in Eq. (47), $(S_i^z)^2$ is expressed as

$$\begin{aligned}
(S_i^z)^2 &= \begin{pmatrix} v^2 & 0 & uv_i \\ 0 & v^2 + u^2 & 0 \\ uv_i & 0 & u^2 \end{pmatrix} \\
&= v^2 \mathbf{1} + \begin{pmatrix} 0 & 0 & uv_i \\ 0 & u^2 & 0 \\ uv_i & 0 & u^2 - v^2 \end{pmatrix} \\
&= v^2 + u^2 a_{iT}^\dagger a_{iT} + (u^2 - v^2) a_{iL}^\dagger a_{iL} + uv_i (a_{iL} + a_{iL}^\dagger). \tag{58}
\end{aligned}$$

Now, the spin operators are expressed with the bosons for the excited states. Substituting Eqs. (56), (57), and (58) into Eq. (47), we obtain^{25,34}

$$\mathcal{H} = \sum_k \sum_{m=T,L} \left[\epsilon_{km} a_{km}^\dagger a_{km} + \frac{1}{2} \Delta_{km} (a_{km} a_{km} + a_{km}^\dagger a_{km}^\dagger) \right], \tag{59}$$

where

$$\begin{aligned}
\epsilon_{kT} &= u^2 D + 2(uv)^2 J_{\text{eff}} + (u^2 - v^2) \gamma_k, \\
\epsilon_{kL} &= (u^2 - v^2) D + 4(uv)^2 J_{\text{eff}} + (u^2 - v^2)^2 \gamma_k, \\
\Delta_{kT} &= -\gamma_k, \\
\Delta_{kL} &= (u^2 - v^2)^2 \gamma_k, \\
\gamma_k &= 2J(\cos k_x + \cos k_y + \cos k_z).
\end{aligned} \tag{60}$$

In Eq. (59), we retained up to the quadratic order of the bosons. Note that the first order term of the Bose operator vanishes by Eq. (55). a_{km} is the Fourier transformed operator of a_{im} ($m = T, L$). Introducing the following Bogoliubov transformation,

$$\begin{aligned}
a_{km} &= u_{km} \alpha_{km} + v_{km} \alpha_{-km}^\dagger, \\
u_{km} &= \sqrt{\frac{1}{2} \left(\frac{\epsilon_{km}}{E_{km}} + 1 \right)}, \\
v_{km} &= \sqrt{\frac{1}{2} \left(\frac{\epsilon_{km}}{E_{km}} - 1 \right) \frac{\Delta_{km}}{|\Delta_{km}|}}, \\
E_{km} &= \sqrt{\epsilon_{km}^2 - \Delta_{km}^2},
\end{aligned} \tag{61}$$

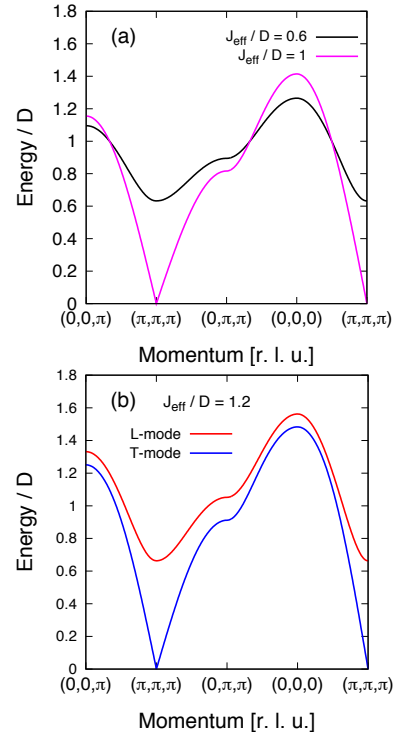


Fig. 2. (Color online) Magnon dispersion relation in $S=1$ systems on a simple cubic lattice with a single-ion anisotropy of easy-plane type. (a) For $J_{\text{eff}}/D \leq 1$ (disordered phase). (b) For $J_{\text{eff}}/D > 1$ (ordered phase). The excitation modes split into L- and T-modes.

we can diagonalize the Hamiltonian in Eq. (59) as

$$\mathcal{H} = \sum_k \sum_{m=T,L} E_{km} \alpha_{km}^\dagger \alpha_{km}. \tag{62}$$

Here, we dropped a constant term. As in Eq. (7), the expectation value is calculated as

$$n_m = \langle a_{im}^\dagger a_{im} \rangle = \frac{1}{N} \sum_k v_{km}^2. \quad (m = T, L) \tag{63}$$

For $J_{\text{eff}}/D < 1$, the disordered phase is stabilized. The magnetic excitation is twofold degenerate with a finite excitation gap at the AF wave vector $\mathbf{Q} = (\pi, \pi, \pi)$, as shown in Fig. 2(a). At the quantum critical point, $J_{\text{eff}}/D = 1$, the excitation becomes soft showing a linear dispersion relation around $\mathbf{k} = \mathbf{Q}$. For $J_{\text{eff}}/D > 1$, v becomes finite and the ordered phase is stabilized, where the twofold degenerate modes split into the T- and L-modes. The T-mode is gapless, while the L-mode has a finite gap, as shown in Fig. 2(b). In the $J_{\text{eff}}/D \rightarrow \infty$ limit, the L-mode moves to a high-energy region and becomes flat (dispersionless). In the vicinity of the quantum critical point in the ordered state, on the other hand, the L-mode is located in a low-energy region with strong intensity for inelastic neutron scattering.^{25,34} This appears as a substantial weight of the integrated correlation function of the L-mode in one-magnon process.

4.3 Total moment sum rule

4.3.1 Ordered moment

From Eq. (56), we can calculate the expectation value of the staggered ordered moment per site as

$$|\langle S_i^x \rangle| = 2uv(1 - n_T - 2n_L), \tag{64}$$

where n_T and n_L are introduced in Eq. (63). In Eq. (64), $2uv$ is the mean-field value, whereas the factor $(1 - n_T - 2n_L)$ originates from the quantum correction. Notice that the mean-field value takes $2uv = 1$ ($2uv = 0$) for $J_{\text{eff}}/D \rightarrow \infty$ ($J_{\text{eff}}/D \rightarrow 1$). The important point is that the moment already shrinks in the mean-field level owing to the single-ion anisotropy of the easy-plane type.

4.3.2 x component

From Eq. (56), $(S_i^x)^2$ is expressed as

$$(S_i^x)^2 = (2uv)^2 \mathbf{1} + 2(2uv_i) \begin{pmatrix} 0 & 0 & u^2 - v^2 \\ 0 & -2uv_i & 0 \\ u^2 - v^2 & 0 & -4uv_i \end{pmatrix} + \begin{pmatrix} 0 & 0 & u^2 - v^2 \\ 0 & -2uv_i & 0 \\ u^2 - v^2 & 0 & -4uv_i \end{pmatrix}^2. \quad (65)$$

Here, the first two terms are elastic component, while the last term is inelastic one and can be expressed as

$$\begin{pmatrix} 0 & 0 & u^2 - v^2 \\ 0 & -2uv_i & 0 \\ u^2 - v^2 & 0 & -4uv_i \end{pmatrix}^2 = \begin{pmatrix} (u^2 - v^2)^2 & 0 & -4uv_i(u^2 - v^2) \\ 0 & (2uv)^2 & 0 \\ -4uv_i(u^2 - v^2) & 0 & (u^2 - v^2)^2 + (4uv)^2 \end{pmatrix} \xrightarrow{\text{DP}} (u^2 - v^2)^2 a_{iG}^\dagger a_{iG} + (2uv)^2 a_{iT}^\dagger a_{iT} + (u^2 - v^2)^2 a_{iL}^\dagger a_{iL} + (4uv)^2 a_{iL}^\dagger a_{iL}. \quad (66)$$

Here, ‘‘DP’’ means the diagonal part and we only retained the diagonal part, since the off diagonal part vanishes after taking the expectation value. In Eq. (66), the first term is from $a_{iG}^\dagger a_{iL} a_{iL}^\dagger a_{iG}$ and is a one-magnon process. The expectation value is calculated as $\langle a_{iG}^\dagger a_{iG} \rangle = \langle 1 - a_{iT}^\dagger a_{iT} - a_{iL}^\dagger a_{iL} \rangle = 1 - n_T - n_L$. The second term is from $a_{iT}^\dagger a_{iT} a_{iT}^\dagger a_{iT}$ and it is a two-magnon process. The third term is from $a_{iL}^\dagger a_{iG} a_{iG}^\dagger a_{iL}$ and is a one-magnon process. The last term is from $a_{iL}^\dagger a_{iL} a_{iL}^\dagger a_{iL}$ and is a two-magnon process. Thus, the expectation value can be expressed as

$$\begin{aligned} \langle S_i^x S_i^x \rangle_{\text{elastic}} &= (2uv)^2 - 2(2uv)^2 (n_T + 2n_L), \\ \langle S_i^x S_i^x \rangle_{1\text{-magnon}} &= (u^2 - v^2)^2 (1 - n_T), \\ \langle S_i^x S_i^x \rangle_{2\text{-magnon}} &= (2uv)^2 n_T + (4uv)^2 n_L. \end{aligned} \quad (67)$$

4.3.3 y component

From Eq. (57), the $(S_i^y)^2$ is expressed as

$$(S_i^y)^2 = \begin{pmatrix} u^2 & 0 & -uv_i \\ 0 & u^2 + v^2 & 0 \\ -uv_i & 0 & v^2 \end{pmatrix} \xrightarrow{\text{DP}} u^2 a_{iG}^\dagger a_{iG} + u^2 a_{iT}^\dagger a_{iT} + v^2 a_{iT}^\dagger a_{iT} + v^2 a_{iL}^\dagger a_{iL}. \quad (68)$$

The first term is from $a_{iG}^\dagger a_{iT} a_{iT}^\dagger a_{iG}$ and is a one-magnon process. The second term is from $a_{iT}^\dagger a_{iG} a_{iG}^\dagger a_{iT}$ and is a one-magnon process. The third term is from $a_{iT}^\dagger a_{iL} a_{iL}^\dagger a_{iT}$ and is a two-magnon process. The last term is from $a_{iL}^\dagger a_{iT} a_{iT}^\dagger a_{iL}$ and is a two-magnon process. Since $\langle S_i^y \rangle = 0$, there is no elastic

Table III. Total moment sum rule obtained by extended spin-wave theory up to the $O(n)$ order for $S = 1$ systems with single-ion anisotropy of easy-plane type. Components of the dynamical spin correlation function and the integrated intensities are shown. Since the x -axis is taken along the ordered moment, the xx component is for longitudinal spin fluctuation, while the yy and zz components are for transverse one. $S^{xx}(\mathbf{q}, \omega)_{1\text{-magnon}}$ is for the L-mode in one-magnon process, whereas $S^{xx}(\mathbf{q}, \omega)_{2\text{-magnon}}$ is for the T-mode in two-magnon process. The moment per one site is expressed as $\langle S^x \rangle = 2uv(1 - n_T - 2n_L)$. Here, $n_T = \langle a_T^\dagger a_T \rangle$ and $n_L = \langle a_L^\dagger a_L \rangle$. They are calculated by the extended spin-wave theory as in Eq. (63). u and v are defined by Eq. (55). We can obtain $S(S+1) = 2$ after adding all components of the intensity with the use of $u^2 + v^2 = 1$.

Component	Integrated intensity
$S^{xx}(\mathbf{q}, \omega)_{\text{elastic}}$	$(2uv)^2(1 - 2n_T - 4n_L)$
$S^{xx}(\mathbf{q}, \omega)_{1\text{-magnon}}$	$(u^2 - v^2)^2(1 - n_T)$
$S^{xx}(\mathbf{q}, \omega)_{2\text{-magnon}}$	$(2uv)^2(n_T + 4n_L)$
$S^{yy}(\mathbf{q}, \omega)_{1\text{-magnon}}$	$u^2(1 - n_L)$
$S^{yy}(\mathbf{q}, \omega)_{2\text{-magnon}}$	$v^2(n_T + n_L)$
$S^{zz}(\mathbf{q}, \omega)_{1\text{-magnon}}$	$v^2(1 - n_L)$
$S^{zz}(\mathbf{q}, \omega)_{2\text{-magnon}}$	$u^2(n_T + n_L)$
$[S^{yy}(\mathbf{q}, \omega) + S^{zz}(\mathbf{q}, \omega)]_{1\text{-magnon}}$	$1 - n_L$
$[S^{yy}(\mathbf{q}, \omega) + S^{zz}(\mathbf{q}, \omega)]_{2\text{-magnon}}$	$n_T + n_L$
$\sum_{\alpha=x,y,z} [S^{\alpha\alpha}(\mathbf{q}, \omega)]_{\text{total}}$	$S(S+1) = 2$

term. Therefore, the expectation value are expressed as

$$\begin{aligned} \langle S_i^y S_i^y \rangle_{1\text{-magnon}} &= u^2(1 - n_L), \\ \langle S_i^y S_i^y \rangle_{2\text{-magnon}} &= v^2(n_T + n_L). \end{aligned} \quad (69)$$

4.3.4 z component

From Eq. (58), $(S_i^z)^2$ is expressed as

$$(S_i^z)^2 = \begin{pmatrix} v^2 & 0 & uv_i \\ 0 & v^2 + u^2 & 0 \\ uv_i & 0 & u^2 \end{pmatrix} \xrightarrow{\text{DP}} v^2 a_{iG}^\dagger a_{iG} + v^2 a_{iT}^\dagger a_{iT} + u^2 a_{iT}^\dagger a_{iT} + u^2 a_{iL}^\dagger a_{iL}. \quad (70)$$

This is essentially the same as Eq. (68), and the expectation values are expressed as

$$\begin{aligned} \langle S_i^z S_i^z \rangle_{1\text{-magnon}} &= v^2(1 - n_L), \\ \langle S_i^z S_i^z \rangle_{2\text{-magnon}} &= u^2(n_T + n_L). \end{aligned} \quad (71)$$

In Table III, we summarize the result. We emphasize that the longitudinal spin fluctuation component $S^{xx}(\mathbf{q}, \omega)$ has a finite value in the one-magnon process by the L-mode. In the $J_{\text{eff}}/D \rightarrow \infty$ limit, $u = v = 1/\sqrt{2}$ and the intensity of the L-mode vanishes. In this case, $n_L = 0$ and the result in Table III reduces to that in Table II for $S = 1$, where n_T plays the role of n in Table III. There is a $x \leftrightarrow z$ correspondence between the two tables, since the direction of the ordered moment is taken differently.

4.4 Calculated results

In this subsection, we use the result in Table III and resolve the integrated intensity into elastic, one-magnon, and two-magnon components. We first show J_{eff}/D dependence of the excitation gap in Fig. 3(a). The quantum critical point is located at $J_{\text{eff}}/D = 1$. There are twofold degenerate excitation modes for $J_{\text{eff}}/D < 1$. The excitation gap decreases with J_{eff}/D and becomes soft at $J_{\text{eff}}/D = 1$. For $J_{\text{eff}}/D > 1$, the degeneracy is lifted by the emergence of the AF moment,

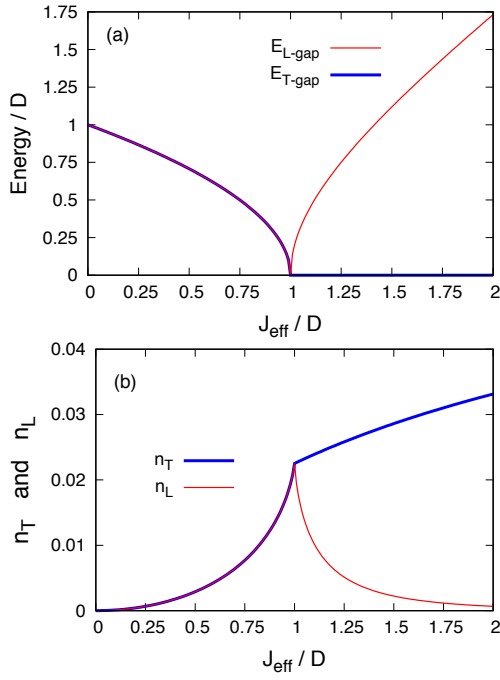


Fig. 3. (Color online) (a) J_{eff}/D dependence of the excitation gap in three-dimensional system. $E_{T\text{-gap}}$ and $E_{L\text{-gap}}$ are for T- and L-modes, respectively. They are given by E_{km} in Eq. (61) with $\mathbf{k} = (\pi, \pi, \pi)$. In the disordered phase ($J_{\text{eff}}/D < 1$), notice that there is no distinction between the T- and L-modes. (b) J_{eff}/D dependence of $n_T = \langle a_{iT}^\dagger a_{iT} \rangle$ and $n_L = \langle a_{iL}^\dagger a_{iL} \rangle$. They are calculated with Eq. (63). In the $J_{\text{eff}}/D \rightarrow \infty$ limit, we obtain $(n_T, n_L) \rightarrow (0.0784, 0)$.

along which we take the x -axis. The excitation modes split into the T- and L-modes. The T-mode stays gapless (Nambu-Goldstone mode), whereas the L-mode acquires an excitation gap (Higgs amplitude mode) in the ordered phase. We also show n_T and n_L in Fig. 3(b). In the disordered phase, they increase with J_{eff}/D owing to the reduction of the excitation gap. In the ordered phase, n_T increases and saturates in the $J_{\text{eff}}/D \rightarrow \infty$ limit, whereas n_L decreases with J_{eff}/D by the development of the excitation gap of the L-mode and n_L vanishes in the $J_{\text{eff}}/D \rightarrow \infty$ limit.

When we obtain n_T and n_L , we can resolve the integrated intensity into elastic, one-magnon, and two-magnon components, according to the results shown in Table III. Figure 4(a) shows the one-magnon component. We can see that the intensity of S^{zz} is suppressed by the strong easy-plane anisotropy, and S^{xx} and S^{yy} carry the most intensity. The intensities of S^{xx} and S^{yy} slightly decrease with J_{eff}/D in the disordered phase. In the ordered phase, the longitudinal component S^{xx} rapidly decreases, whereas the transverse component S^{yy} does not decrease so drastically. In S^{zz} , a finite intensity appears in the ordered phase. Figure 4(b) shows the two-magnon component. In the disordered phase, the intensity of S^{zz} develops with J_{eff}/D and takes a maximum value at $J_{\text{eff}}/D = 1$. In the ordered phase, it decreases with J_{eff}/D , instead, finite intensities appear in S^{xx} and S^{yy} and they develop. Figure 4(c) shows elastic, total one-magnon, and total two-magnon components of the integrated intensity. The one-magnon intensity decreases with J_{eff}/D , whereas the elastic intensity develops in the ordered phase. The two-magnon intensity increases with J_{eff}/D , showing a small peak at $J_{\text{eff}}/D = 1$. We can see

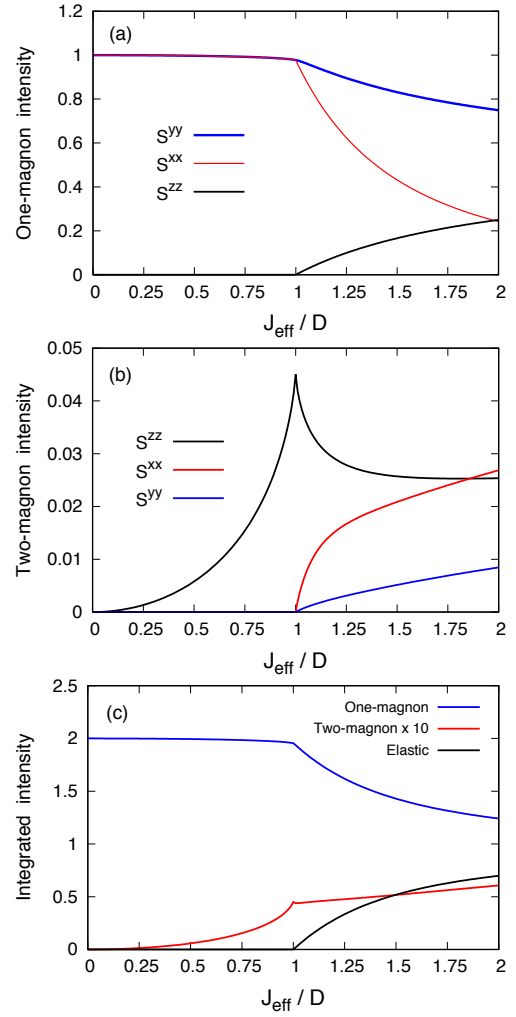


Fig. 4. (Color online) (a) J_{eff}/D dependence of the integrated intensity of the one-magnon component in three-dimensional system. (b) Integrated intensity of the two-magnon component. (c) Elastic, total one-magnon [$\sum_{\alpha=x,y,z} S^{\alpha\alpha}(\mathbf{q}, \omega)_{1\text{-magnon}}$], and total two-magnon [$\sum_{\alpha=x,y,z} S^{\alpha\alpha}(\mathbf{q}, \omega)_{2\text{-magnon}}$] components of the integrated intensity. The elastic component only arises from $S^{xx}(\mathbf{q}, \omega)$ (see Table III). Since the two-magnon component is small, the intensity is plotted by multiplying a factor of 10. In the $J_{\text{eff}}/D \rightarrow \infty$ limit, the three components of the integrated intensity become (Elastic, One-magnon, Two-magnon) $\rightarrow (0.843, 1, 0.157)$.

that the two-magnon intensity is very small compared with those of the elastic and one-magnon components in the three-dimensional (3D) system.

For a two-dimensional (2D) system, on the other hand, the two-magnon intensity is enhanced as shown in Fig. 5. Here, the $\cos(k_z)$ term in γ_k [see Eq. (60)] was dropped in the calculation. In both 3D and 2D cases, we can see that the two-magnon intensity is enhanced in the vicinity of the quantum critical point.

In the $J_{\text{eff}}/D \rightarrow \infty$ limit, the easy-plane anisotropy becomes negligible and the result by the extended spin-wave theory reduces to that by the conventional spin-wave theory for the isotropic Heisenberg model. The extended spin-wave theory covers both the disordered and ordered phases. It does not break down in 3D and 2D cases even in the vicinity of the quantum critical point. In fact, it is known that the theory well explains the observed inelastic neutron spectra, for instance, in TICuCl_3 ,²⁰ Ca_2RuO_4 ,²⁶ $\text{C}_9\text{H}_{18}\text{N}_2\text{CuBr}_4$,²¹ and

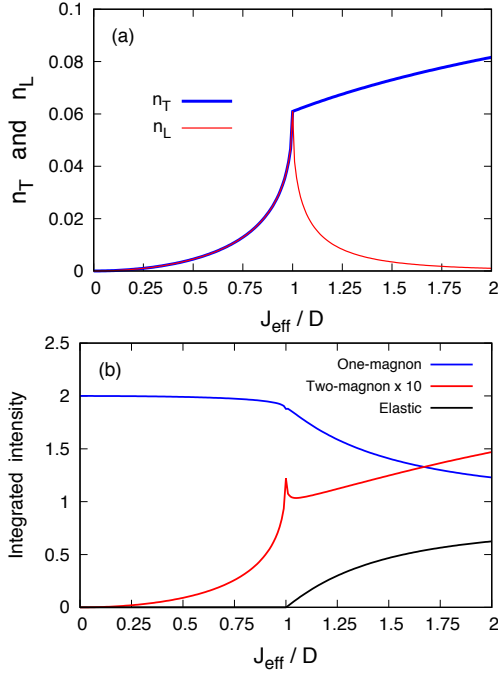


Fig. 5. (Color online) (a) J_{eff}/D dependence of $n_T = \langle a_{iT}^\dagger a_{iT} \rangle$ and $n_L = \langle a_{iL}^\dagger a_{iL} \rangle$ in two-dimensional system. For the two-dimensional dispersion, we dropped the $\cos k_z$ term in γ_k [see Eq. (60)] and used $J_{\text{eff}} = 8J$. In the $J_{\text{eff}}/D \rightarrow \infty$ limit, we obtain $(n_T, n_L) \rightarrow (0.197, 0)$. (b) Elastic, total one-magnon, and total two-magnon components. The two-magnon intensity is plotted by multiplying a factor of 10. In the $J_{\text{eff}}/D \rightarrow \infty$ limit, the three components of the integrated intensity become (Elastic, One-magnon, Two-magnon) $\rightarrow (0.607, 1, 0.393)$.

CsFeCl_3 ^{30,31} in the vicinity of the quantum critical point.

5. $S = 1/2$ spin dimer systems

We study total moment sum rule in $S = 1/2$ spin dimer systems. As a typical example, we consider the following Hamiltonian for bilayer spin systems:

$$\mathcal{H} = J_0 \sum_i \mathbf{S}_{il} \cdot \mathbf{S}_{ir} + J \sum_{\langle i,j \rangle} (\mathbf{S}_{il} \cdot \mathbf{S}_{jl} + \mathbf{S}_{ir} \cdot \mathbf{S}_{jr}). \quad (72)$$

Here, \mathbf{S}_{il} and \mathbf{S}_{ir} are spin operator on the left and right side of a dimer at the i th site on a square lattice. The summation $\sum_{\langle i,j \rangle}$ is taken over the nearest neighbor pairs on the square lattice. $J_0 (> 0)$ and $J (> 0)$ are AF exchange interaction parameters for intra- and inter-dimer interactions, respectively.

First, we introduce singlet ($|s\rangle$) and triplet [$|t_\alpha\rangle$ ($\alpha = x, y, z$)] states of a dimer¹¹⁾

$$\begin{aligned} |s\rangle &= \frac{1}{\sqrt{2}}(|\uparrow\downarrow\rangle - |\downarrow\uparrow\rangle), & |t_x\rangle &= \frac{1}{\sqrt{2}}(-|\uparrow\uparrow\rangle + |\downarrow\downarrow\rangle), \\ |t_y\rangle &= \frac{i}{\sqrt{2}}(|\uparrow\uparrow\rangle + |\downarrow\downarrow\rangle), & |t_z\rangle &= \frac{1}{\sqrt{2}}(|\uparrow\downarrow\rangle + |\downarrow\uparrow\rangle). \end{aligned} \quad (73)$$

The three triplet states are expressed in the x , y , and z representations, as in the p_x , p_y , and p_z orbital cases.

5.1 Mean-field theory

We take the z -axis along the ordered moment. The mean-field Hamiltonian is then given by

$$\mathcal{H}_{\text{MF}} = J_0 \mathbf{S}_l \cdot \mathbf{S}_r - 4J (S_l^z \langle S_l^z \rangle - S_r^z \langle S_r^z \rangle). \quad (74)$$

In the presence of the staggered molecular field in the z direction with respect to the left and right side of a dimer, the threefold degeneracy of the triplet is lifted and the singlet $|s\rangle$ and $|t_z\rangle$ triplet states are hybridized. The local ground and excited states are given by the following form:³⁵⁾

$$\begin{aligned} |G\rangle_i &= u|s\rangle_i + v|t_z\rangle_i, & |T_x\rangle_i &= |t_x\rangle_i, \\ |T_y\rangle_i &= |t_y\rangle_i, & |L\rangle_i &= -v|s\rangle_i + u|t_z\rangle_i. \end{aligned} \quad (75)$$

Here, $|G\rangle_i$ represents the ground state, while $|T_x\rangle_i$, $|T_y\rangle_i$, and $|L\rangle_i$ are excited states. In Eq. (75),

$$v_i = e^{i\mathbf{Q}\cdot\mathbf{r}_i} v, \quad (76)$$

and u and v are real coefficients satisfying $u^2 + v^2 = 1$. \mathbf{r}_i represents the position of the i th site, and $\mathbf{Q} = (\pi, \pi, 0)$ is the AF wave vector. Thus, $e^{i\mathbf{Q}\cdot\mathbf{r}_i} = \pm 1$ on the A and B sublattices, respectively. In the disordered phase, $u = 1$, $v = 0$, $|G\rangle_i = |s\rangle_i$, and $|L\rangle_i = |t_z\rangle_i$. The expectation values of the spin operators on the left and right side of a dimer are

$${}_i\langle \mathbf{G} | \mathbf{S}_{il} | \mathbf{G} \rangle_i = -{}_i\langle \mathbf{G} | \mathbf{S}_{ir} | \mathbf{G} \rangle_i = uv_i \mathbf{e}_z, \quad (77)$$

with \mathbf{e}_z as a unit vector along the z direction. The ordered moment is staggered on the left and right side of a dimer. It is also staggered on the A and B sublattices. The expectation value in Eq. (74) is expressed as

$$\langle S_l^z \rangle = -\langle S_r^z \rangle = uv. \quad (78)$$

The mean-field energy per one dimer is given by

$$\begin{aligned} E_{\text{MF}} &= \langle \mathbf{G} | [J_0 \mathbf{S}_l \cdot \mathbf{S}_r - 2J(uv)(S_l^z - S_r^z)] | \mathbf{G} \rangle \\ &= (J_0 - J_{\text{eff}})v^2 + J_{\text{eff}}v^4 - \frac{3}{4}J_0, \end{aligned} \quad (79)$$

where

$$J_{\text{eff}} = 4J. \quad (80)$$

The coefficients u and v are determined so as to minimize the mean-field energy. For $J_{\text{eff}}/J_0 \geq 1$, they are determined as

$$u = \sqrt{\frac{1}{2} \left(1 + \frac{J_0}{J_{\text{eff}}} \right)}, \quad v = \sqrt{\frac{1}{2} \left(1 - \frac{J_0}{J_{\text{eff}}} \right)}. \quad (81)$$

For $J_{\text{eff}}/J_0 \leq 1$, $u = 1$ and $v = 0$. Therefore, $J_{\text{eff}} = J_0$ represents a quantum critical point at which the disorder and ordered phases are separated.

5.2 Extended spin-wave theory

First, we introduce uniform and staggered components of a dimer by

$$\mathbf{S}_{i\pm} = \mathbf{S}_{il} \pm \mathbf{S}_{ir}, \quad (82)$$

respectively. Matrix form of $\mathbf{S}_{i\pm}$ on the basis of the $|G\rangle_i$, $|T_x\rangle_i$, $|T_y\rangle_i$, and $|L\rangle_i$ states are express as

$$\begin{aligned} S_{i+}^x &= \begin{pmatrix} 0 & 0 & iv_i & 0 \\ 0 & 0 & 0 & 0 \\ -iv_i & 0 & 0 & -iu \\ 0 & 0 & iu & 0 \end{pmatrix} \\ &\rightarrow iv_i(a_{iy} - a_{iy}^\dagger) - iu(a_{iy}^\dagger a_{iL} - a_{iL}^\dagger a_{iy}), \end{aligned}$$

$$\begin{aligned}
S_{i-}^x &= \begin{pmatrix} 0 & u & 0 & 0 \\ u & 0 & 0 & -v_i \\ 0 & 0 & 0 & 0 \\ 0 & -v_i & 0 & 0 \end{pmatrix} \\
&\rightarrow u(a_{ix} + a_{ix}^\dagger) - v_i(a_{ix}^\dagger a_{iL} - a_{iL}^\dagger a_{ix}), \\
S_{i+}^y &= \begin{pmatrix} 0 & -iv_i & 0 & 0 \\ iv_i & 0 & 0 & iu \\ 0 & 0 & 0 & 0 \\ 0 & -iu & 0 & 0 \end{pmatrix} \\
&\rightarrow -iv_i(a_{ix} - a_{ix}^\dagger) + iu(a_{ix}^\dagger a_{iL} - a_{iL}^\dagger a_{ix}), \\
S_{i-}^y &= \begin{pmatrix} 0 & 0 & u & 0 \\ 0 & 0 & 0 & 0 \\ u & 0 & 0 & -v_i \\ 0 & 0 & -v_i & 0 \end{pmatrix} \rightarrow u(a_{iy} + a_{iy}^\dagger) - v_i(a_{iy}^\dagger a_{iL} - a_{iL}^\dagger a_{iy}), \\
S_{i+}^z &= \begin{pmatrix} 0 & 0 & 0 & 0 \\ 0 & 0 & -i & 0 \\ 0 & i & 0 & 0 \\ 0 & 0 & 0 & 0 \end{pmatrix} \rightarrow -i(a_{ix}^\dagger a_{iy} - a_{iy}^\dagger a_{ix}), \\
S_{i-}^z &= \begin{pmatrix} 2uv_i & 0 & 0 & u^2 - v^2 \\ 0 & 0 & 0 & 0 \\ 0 & 0 & 0 & 0 \\ u^2 - v^2 & 0 & 0 & -2uv_i \end{pmatrix} \\
&= 2uv_i \mathbf{1} + \begin{pmatrix} 0 & 0 & 0 & u^2 - v^2 \\ 0 & -2uv_i & 0 & 0 \\ 0 & 0 & -2uv_i & 0 \\ u^2 - v^2 & 0 & 0 & -4uv_i \end{pmatrix} \\
&\rightarrow 2uv_i + (u^2 - v^2)(a_{iL} + a_{iL}^\dagger) - 2uv_i a_{ix}^\dagger a_{ix} \\
&\quad - 2uv_i a_{iy}^\dagger a_{iy} - 4uv_i a_{iL}^\dagger a_{iL}. \tag{83}
\end{aligned}$$

Here, we introduced bosons (a_{iG} , a_{ix} , a_{iy} , a_{iL}) for the ($|G\rangle_i$, $|T_x\rangle_i$, $|T_y\rangle_i$, $|G\rangle_i$) states, respectively. The bosons are subjected to the local constraint

$$a_{iG}^\dagger a_{iG} + a_{ix}^\dagger a_{ix} + a_{iy}^\dagger a_{iy} + a_{iL}^\dagger a_{iL} = 1. \tag{84}$$

With the use of the local constraint, we can express

$$\begin{aligned}
a_{iG} &\rightarrow \left(1 - a_{ix}^\dagger a_{ix} + a_{iy}^\dagger a_{iy} + a_{iL}^\dagger a_{iL}\right)^{\frac{1}{2}}, \\
a_{iG}^\dagger &\rightarrow \left(1 - a_{ix}^\dagger a_{ix} + a_{iy}^\dagger a_{iy} + a_{iL}^\dagger a_{iL}\right)^{\frac{1}{2}}. \tag{85}
\end{aligned}$$

Equations (84) and (85) were used in Eq. (83), and we retained up to quadratic order of bosons. The spin operators S_{il} and S_{ir} are then given by

$$S_{il} = \frac{1}{2}(\mathbf{S}_{i+} + \mathbf{S}_{i-}), \quad S_{ir} = \frac{1}{2}(\mathbf{S}_{i+} - \mathbf{S}_{i-}). \tag{86}$$

For the intra-dimer interaction, $S_{il} \cdot S_{ir}$ is expressed as

$$\begin{aligned}
S_{il} \cdot S_{ir} &= \begin{pmatrix} \frac{1}{4}(-3u^2 + v^2) & 0 & 0 & uv_i \\ 0 & \frac{1}{4} & 0 & 0 \\ 0 & 0 & \frac{1}{4} & 0 \\ uv_i & 0 & 0 & \frac{1}{4}(u^2 - 3v^2) \end{pmatrix} \\
&= \frac{1}{4}(-3u^2 + v^2) \mathbf{1} \\
&\quad + \begin{pmatrix} 0 & 0 & 0 & uv_i \\ 0 & \frac{1}{4}(1 + 3u^2 - v^2) & 0 & 0 \\ 0 & 0 & \frac{1}{4}(1 + 3u^2 - v^2) & 0 \\ uv_i & 0 & 0 & u^2 - v^2 \end{pmatrix}
\end{aligned}$$

$$\begin{aligned}
&= -\frac{3}{4} + v^2 + u^2 (a_{ix}^\dagger a_{ix} + a_{iy}^\dagger a_{iy}) \\
&\quad + (u^2 - v^2) a_{iL}^\dagger a_{iL} + uv_i (a_{iL} + a_{iL}^\dagger). \tag{87}
\end{aligned}$$

Substituting Eqs. (83) and (87) into Eq. (72), we obtain the following form of the Hamiltonian:³⁵⁾

$$\mathcal{H} = \sum_{\mathbf{k}} \sum_{m=x,y,L} \left[\epsilon_{km} a_{km}^\dagger a_{km} + \frac{1}{2} \Delta_{km} (a_{km} a_{km} + a_{km}^\dagger a_{km}^\dagger) \right], \tag{88}$$

where

$$\begin{aligned}
\epsilon_{kx} &= \epsilon_{ky} = u^2 J_0 + 2(uv)^2 J_{\text{eff}} + (u^2 - v^2) \gamma_{\mathbf{k}}, \\
\epsilon_{kL} &= (u^2 - v^2) J_0 + 4(uv)^2 J_{\text{eff}} + (u^2 - v^2)^2 \gamma_{\mathbf{k}}, \\
\Delta_{kx} &= \Delta_{ky} = \gamma_{\mathbf{k}}, \\
\Delta_{kL} &= (u^2 - v^2)^2 \gamma_{\mathbf{k}}, \\
\gamma_{\mathbf{k}} &= J(\cos k_x + \cos k_y). \tag{89}
\end{aligned}$$

Here, a_{km} is the Fourier transformed operator of a_{im} . Notice that Eq. (89) is essentially the same as Eq. (60). The energy of the excitation mode and the Bogoliubov transformation are the same as in Eq. (61). The expectation value is calculated as

$$n_m = \langle a_{im}^\dagger a_{im} \rangle = \frac{1}{N} \sum_{\mathbf{k}} v_{km}^2 \quad (m = x, y, L). \tag{90}$$

For $J_{\text{eff}}/J_0 < 1$, the disordered phase is realized. The magnon mode is threefold degenerate and has a finite excitation gap at the AF wave vector $\mathbf{Q} = (\pi, \pi, 0)$, as shown in Fig. 6(a). At the quantum critical point, $J_{\text{eff}}/J_0 = 1$, the excitation becomes soft showing a linear dispersion relation around $\mathbf{k} = \mathbf{Q}$. For $J_{\text{eff}}/J_0 > 1$, the ordered phase is stabilized and the threefold degenerate modes split into single L- and twofold T-modes. The T-modes are gapless, whereas the L-mode is gapped, as shown in Fig. 6(b).

5.3 Total moment sum rule

For spin dimers, the integrated dynamical spin correlation function is expressed as

$$\begin{aligned}
&\frac{1}{N} \sum_i \sum_{\alpha=x,y,z} \frac{1}{2} \langle S_{il}^\alpha S_{il}^\alpha + S_{ir}^\alpha S_{ir}^\alpha \rangle \\
&= \frac{1}{N} \sum_i \sum_{\alpha=x,y,z} \frac{1}{4} \langle S_{i+}^\alpha S_{i+}^\alpha + S_{i-}^\alpha S_{i-}^\alpha \rangle. \tag{91}
\end{aligned}$$

Here, N is number of dimer sites.

5.3.1 Ordered moment

From Eq. (83), we can calculate the expectation value of the ordered moment per site. Since the moment is staggered on the left and right side of a dimer, it is given by

$$\frac{1}{2} |\langle S_{il}^z \rangle - \langle S_{ir}^z \rangle| = \frac{1}{2} |\langle S_{i-}^z \rangle| = uv(1 - n_x - n_y - 2n_L). \tag{92}$$

where we introduced

$$n_x = \langle a_{ix}^\dagger a_{ix} \rangle, \quad n_y = \langle a_{iy}^\dagger a_{iy} \rangle, \quad n_L = \langle a_{iL}^\dagger a_{iL} \rangle. \tag{93}$$

In Eq. (92), uv is the mean-field value, whereas the factor $(1 - n_x - n_y - 2n_L)$ is from the quantum correction. Notice that the moment already shrinks in the mean-field level, owing to the dimerization by the AF intra-dimer interaction.

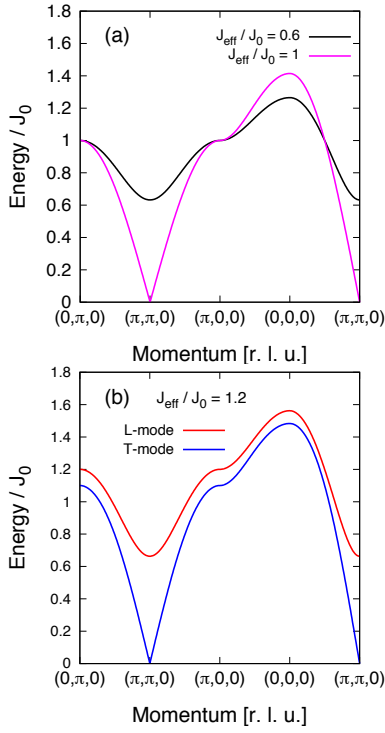


Fig. 6. (Color online) Magnon dispersion relation in $S = 1/2$ spin dimer systems on a bilayer square lattice. (a) For $J_{\text{eff}}/J_0 \leq 1$ (disordered phase). (b) For $J_{\text{eff}}/J_0 > 1$ (ordered phase). The excitation modes split into single L- and twofold T-modes.

5.3.2 z component

From Eq. (83), $(S_{i+}^z)^2$ is expressed as

$$(S_{i+}^z)^2 = \begin{pmatrix} 0 & 0 & 0 & 0 \\ 0 & 1 & 0 & 0 \\ 0 & 0 & 1 & 0 \\ 0 & 0 & 0 & 0 \end{pmatrix} = a_{ix}^\dagger a_{ix} + a_{iy}^\dagger a_{iy}. \quad (94)$$

Since the first and second terms are from $a_{ix}^\dagger a_{iy} a_{iy}^\dagger a_{ix}$ and $a_{iy}^\dagger a_{ix} a_{ix}^\dagger a_{iy}$ processes, respectively, they are two-magnon processes. For Eq. (91), we then obtain

$$\langle S_{i+}^z S_{i+}^z \rangle_{2\text{-magnon}} = \langle a_{ix}^\dagger a_{ix} \rangle + \langle a_{iy}^\dagger a_{iy} \rangle = n_x + n_y. \quad (95)$$

In the same way, $(S_{i-}^z)^2$ is expressed as

$$(S_{i-}^z)^2 = (2uv)^2 \mathbf{1} + 2(2uv_i) \begin{pmatrix} 0 & 0 & 0 & u^2 - v^2 \\ 0 & -2uv_i & 0 & 0 \\ 0 & 0 & -2uv_i & 0 \\ u^2 - v^2 & 0 & 0 & -4uv_i \end{pmatrix} + \begin{pmatrix} 0 & 0 & 0 & u^2 - v^2 \\ 0 & -2uv_i & 0 & 0 \\ 0 & 0 & -2uv_i & 0 \\ u^2 - v^2 & 0 & 0 & -4uv_i \end{pmatrix}^2. \quad (96)$$

Here, the first two terms are elastic component, while the last term is inelastic one. The last term can be expressed as

$$\begin{pmatrix} 0 & 0 & 0 & u^2 - v^2 \\ 0 & -2uv_i & 0 & 0 \\ 0 & 0 & -2uv_i & 0 \\ u^2 - v^2 & 0 & 0 & -4uv_i \end{pmatrix}^2$$

$$= \begin{pmatrix} (u^2 - v^2)^2 & 0 & 0 & -4uv_i(u^2 - v^2) \\ 0 & (2uv)^2 & 0 & 0 \\ 0 & 0 & (2uv)^2 & 0 \\ -4uv_i(u^2 - v^2) & 0 & 0 & (u^2 - v^2)^2 + (4uv)^2 \end{pmatrix}$$

$$\xrightarrow{\text{DP}} (u^2 - v^2)^2 a_{iG}^\dagger a_{iG} + (2uv)^2 a_{ix}^\dagger a_{ix} + (2uv)^2 a_{iy}^\dagger a_{iy} + (u^2 - v^2)^2 a_{iL}^\dagger a_{iL} + (4uv)^2 a_{iL}^\dagger a_{iL}. \quad (97)$$

In Eq. (97), the first term is from $a_{iG}^\dagger a_{iL} a_{iL}^\dagger a_{iG}$ and is one-magnon process. The expectation value is calculated as $\langle a_{iG}^\dagger a_{iG} \rangle = \langle 1 - a_{ix}^\dagger a_{ix} - a_{iy}^\dagger a_{iy} - a_{iL}^\dagger a_{iL} \rangle = 1 - n_x - n_y - n_L$. The second term is from $a_{ix}^\dagger a_{ix} a_{ix}^\dagger a_{ix}$ and is two-magnon process. The third term is from $a_{iy}^\dagger a_{iy} a_{iy}^\dagger a_{iy}$ and is two-magnon process. The fourth term is from $a_{iL}^\dagger a_{iG} a_{iG}^\dagger a_{iL}$ and is one-magnon process. The last term is from $a_{iL}^\dagger a_{iL} a_{iL}^\dagger a_{iL}$ and is two-magnon process. Thus, the expectation value is resolved as

$$\begin{aligned} \langle S_{i-}^z S_{i-}^z \rangle_{\text{elastic}} &= (2uv)^2 - 2(2uv)^2(n_x + n_y + 2n_L), \\ \langle S_{i-}^z S_{i-}^z \rangle_{1\text{-magnon}} &= (u^2 - v^2)^2(1 - n_x - n_y), \\ \langle S_{i-}^z S_{i-}^z \rangle_{2\text{-magnon}} &= (2uv)^2(n_x + n_y + 4n_L). \end{aligned} \quad (98)$$

5.3.3 x component

From Eq. (83), $(S_{i+}^x)^2$ is expressed as

$$(S_{i+}^x)^2 = \begin{pmatrix} v^2 & 0 & 0 & uv_i \\ 0 & 0 & 0 & 0 \\ 0 & 0 & u^2 + v^2 & 0 \\ uv_i & 0 & 0 & u^2 \end{pmatrix}$$

$$\xrightarrow{\text{DP}} v^2 a_{iG}^\dagger a_{iG} + v^2 a_{iy}^\dagger a_{iy} + u^2 a_{iy}^\dagger a_{iy} + u^2 a_{iL}^\dagger a_{iL}. \quad (99)$$

The first term is from $a_{iG}^\dagger a_{iy} a_{iy}^\dagger a_{iG}$ and is one-magnon process. The second term is from $a_{iy}^\dagger a_{iG} a_{iG}^\dagger a_{iy}$ and is one-magnon process. The third term is from $a_{iy}^\dagger a_{iL} a_{iL}^\dagger a_{iy}$ and is two-magnon process. The last term is from $a_{iL}^\dagger a_{iy} a_{iy}^\dagger a_{iL}$ and is two-magnon process. Thus, the expectation value is resolved as

$$\begin{aligned} \langle S_{i+}^x S_{i+}^x \rangle_{1\text{-magnon}} &= v^2(1 - n_x - n_L), \\ \langle S_{i+}^x S_{i+}^x \rangle_{2\text{-magnon}} &= u^2(n_y + n_L). \end{aligned} \quad (100)$$

From Eq. (83), $(S_{i-}^x)^2$ is expressed as

$$(S_{i-}^x)^2 = \begin{pmatrix} u^2 & 0 & 0 & -uv_i \\ 0 & u^2 + v^2 & 0 & 0 \\ 0 & 0 & 0 & 0 \\ -uv_i & 0 & 0 & v^2 \end{pmatrix}$$

$$\xrightarrow{\text{DP}} u^2 a_{iG}^\dagger a_{iG} + u^2 a_{ix}^\dagger a_{ix} + v^2 a_{ix}^\dagger a_{ix} + v^2 a_{iL}^\dagger a_{iL} \quad (101)$$

The first term is from $a_{iG}^\dagger a_{ix} a_{ix}^\dagger a_{iG}$ and is one-magnon process. The second term is from $a_{ix}^\dagger a_{iG} a_{iG}^\dagger a_{ix}$ and is one-magnon process. The third term is from $a_{ix}^\dagger a_{iL} a_{iL}^\dagger a_{ix}$ and is two-magnon process. The last term is from $a_{iL}^\dagger a_{ix} a_{ix}^\dagger a_{iL}$ and is two-magnon process. Thus, the expectation value is resolved as

$$\begin{aligned} \langle S_{i-}^x S_{i-}^x \rangle_{1\text{-magnon}} &= u^2(1 - n_y - n_L), \\ \langle S_{i-}^x S_{i-}^x \rangle_{2\text{-magnon}} &= v^2(n_x + n_L). \end{aligned} \quad (102)$$

Table IV. Total moment sum rule obtained by the extended spin-wave theory up to the $O(n)$ order for $S = 1/2$ dimer systems. Components of the dynamical spin correlation function and the integrated intensities are shown. Since the z -axis is taken along the ordered moment, the zz component is for longitudinal spin fluctuation, while the xx and yy components are for transverse one. $S^{zz}(\mathbf{q}, \omega)_{1\text{-magnon}}$ is for the L-mode in one-magnon process, whereas $S^{zz}(\mathbf{q}, \omega)_{2\text{-magnon}}$ is for the T-mode in two-magnon process. The moment per one site is expressed as $\langle S^z \rangle = uv(1 - n_x - n_y - 2n_L)$. Here, $n_x = \langle a_x^\dagger a_x \rangle$, $n_y = \langle a_y^\dagger a_y \rangle$, and $n_L = \langle a_L^\dagger a_L \rangle$. They are calculated by the extended spin-wave theory as in Eq. (90). u and v are defined by Eq. (81). We can obtain $S(S+1) = 3/4$ after adding all components with the use of $u^2 + v^2 = 1$.

Component	Integrated intensity
$S^{zz}(\mathbf{q}, \omega)_{\text{elastic}}$	$(uv)^2 - 2(uv)^2(n_x + n_y + 2n_L)$
$S^{zz}(\mathbf{q}, \omega)_{1\text{-magnon}}$	$\frac{1}{4}(u^2 - v^2)^2(1 - n_x - n_y)$
$S^{zz}(\mathbf{q}, \omega)_{2\text{-magnon}}$	$(uv)^2(n_x + n_y + 4n_L) + \frac{1}{4}(n_x + n_y)$
$S^{xx}(\mathbf{q}, \omega)_{1\text{-magnon}}$	$\frac{1}{4} - \frac{1}{4}v^2(n_x + n_L) - \frac{1}{4}u^2(n_y + n_L)$
$S^{xx}(\mathbf{q}, \omega)_{2\text{-magnon}}$	$\frac{1}{4}v^2(n_x + n_L) + \frac{1}{4}u^2(n_y + n_L)$
$S^{yy}(\mathbf{q}, \omega)_{1\text{-magnon}}$	$\frac{1}{4} - \frac{1}{4}u^2(n_x + n_L) - \frac{1}{4}v^2(n_y + n_L)$
$S^{yy}(\mathbf{q}, \omega)_{2\text{-magnon}}$	$\frac{1}{4}u^2(n_x + n_L) + \frac{1}{4}v^2(n_y + n_L)$
$[S^{xx}(\mathbf{q}, \omega) + S^{yy}(\mathbf{q}, \omega)]_{1\text{-magnon}}$	$\frac{1}{2} - \frac{1}{4}(n_x + n_y + 2n_L)$
$[S^{xx}(\mathbf{q}, \omega) + S^{yy}(\mathbf{q}, \omega)]_{2\text{-magnon}}$	$\frac{1}{4}(n_x + n_y + 2n_L)$
$\sum_{\alpha=x,y,z} [S^{\alpha\alpha}(\mathbf{q}, \omega)]_{\text{total}}$	$S(S+1) = \frac{3}{4}$

5.3.4 y component

From Eq. (83), $(S_{i\pm}^y)^2$ are expressed as

$$(S_{i+}^y)^2 = \begin{pmatrix} v^2 & 0 & 0 & uv_i \\ 0 & u^2 + v^2 & 0 & 0 \\ 0 & 0 & 0 & 0 \\ uv_i & 0 & 0 & u^2 \end{pmatrix}, \quad (103)$$

$$(S_{i+}^y)^2 = \begin{pmatrix} u^2 & 0 & 0 & -uv_i \\ 0 & 0 & 0 & 0 \\ 0 & 0 & u^2 + v^2 & 0 \\ -uv_i & 0 & 0 & v^2 \end{pmatrix}.$$

Comparing Eq. (103) with Eqs. (99) and (101), we notice that the role of x and y are interchanged. Therefore, we obtain

$$\begin{aligned} \langle S_{i+}^y S_{i+}^y \rangle_{1\text{-magnon}} &= v^2(1 - n_y - n_L), \\ \langle S_{i+}^y S_{i+}^y \rangle_{2\text{-magnon}} &= u^2(n_x + n_L), \\ \langle S_{i-}^y S_{i-}^y \rangle_{1\text{-magnon}} &= u^2(1 - n_x - n_L), \\ \langle S_{i-}^y S_{i-}^y \rangle_{2\text{-magnon}} &= v^2(n_y + n_L). \end{aligned} \quad (104)$$

Substituting the above results in Eq. (91), we resolve the integrated correlation function. The result for the total moment sum rule is summarized in Table IV. In the ordered phase far from the quantum critical point, $u = v = 1/\sqrt{2}$. In this case, the one-magnon intensity of the L-mode vanishes and the result in Table IV reduces to that in Table II for $S = 1/2$, where $n_L = 0$ and n_x and n_y play the role of n in Table II.

5.3.5 Application to $\text{Cu}(\text{NO}_3)_2 \cdot 2.5\text{D}_2\text{O}$

$\text{Cu}(\text{NO}_3)_2 \cdot 2.5\text{D}_2\text{O}$ is a dimerized quasi one-dimensional system with $J_0 = 0.442$ meV and $J = 0.106$ meV for intra- and inter-dimer interactions.³²⁾ This copper nitrate does not show magnetic ordering even at low temperatures. In the disordered phase, $u = 1$ and $v = 0$ and there is a finite excitation gap. Notice that the theory works in one-dimensional systems with a finite excitation gap.³⁶⁾ The integrated intensity of one-

magnon and two-magnon processes are expressed as

$$I_{1\text{-magnon}}^{\text{total}} = \frac{3}{4} - \frac{1}{2}(n_x + n_y + n_z), \quad (105)$$

$$I_{2\text{-magnon}}^{\text{total}} = \frac{1}{2}(n_x + n_y + n_z).$$

Here, we rewrite $n_L \rightarrow n_z = \langle t_z^\dagger t_z \rangle$, since $|t_L\rangle = |t_z\rangle$ in the disordered phase [see Eq. (75)]. For the isotropic exchange interactions, the triplet excitation is threefold degenerate and ϵ_{km} , Δ_{km} , and E_{km} ($m = x, y, z$) are given by³⁶⁾

$$\begin{aligned} \epsilon_{km} &= J_0 - \frac{1}{2}J \cos k, \\ \Delta_{km} &= -\frac{1}{2}J \cos k, \\ E_{km} &= \sqrt{\epsilon_k^2 - \Delta_k^2} = \sqrt{J_0(J_0 - J \cos k)}. \end{aligned} \quad (106)$$

The values of n ($\equiv n_x = n_y = n_z$) is calculated as

$$n = \frac{1}{2\pi} \int_{-\pi}^{\pi} dk \frac{1}{2} \left(\frac{\epsilon_{km}}{E_{km}} - 1 \right) \approx 0.00187. \quad (107)$$

The value of n is strongly reduced by the excitation gap. The ratio of the integrated intensity for the two-magnon and one-magnon processes is estimated as

$$\frac{I_{2\text{-magnon}}^{\text{total}}}{I_{1\text{-magnon}}^{\text{total}}} \approx 0.00376. \quad (108)$$

Therefore, the two-magnon intensity is quite weak compared to that for the one-magnon. This is consistent with the observed result that the ratio is of the order of 10^{-2} in $\text{Cu}(\text{NO}_3)_2 \cdot 2.5\text{D}_2\text{O}$.³²⁾

5.4 $S = 3/2$ spin dimer case

For a $S = 3/2$ dimer, there are $16 (= 4 \times 4)$ local states. The low-energy levels are formed by singlet and triplet states, while there are other high-energy 12 states. The high-energy modes have a quite weak intensity for inelastic neutron scattering, and we restrict the low-energy singlet and triplet states and discard the other high-energy states. In this case, the spin operators are expressed in a 4×4 matrix form. The characteristic point of the matrix elements of the spin operators is that the element between the singlet and triplet states is enhanced by a factor of $\sqrt{5}$. This enhancement factor appears in the staggered component of the spin operator for a dimer, i.e. $S_{i-} \rightarrow \sqrt{5}S_{i-}$ form the value of for the $S = 1/2$ dimer. The other matrix elements between triplet states are unchanged. This means that the uniform component does not change, i.e. $S_{i+} \rightarrow S_{i+}$. Therefore, we can discuss the total moment sum rule in the $S = 3/2$ dimer case in parallel with that for the $S = 1/2$ dimer. We summarize the result for the $S = 3/2$ dimer in Table V.

5.4.1 Application to $S = 3/2$ dimer system Cr_2WO_6

Cr_2WO_6 is known as a $S = 3/2$ spin dimer system, as we can see in the crystal structure shown in Fig. 7.⁴⁾ Inelastic neutron scattering measurements were performed with polycrystalline samples and they observed high-energy excitation around 12 meV in addition to the conventional spin-wave excitation below 10 meV [see Fig. 8(a)]. The calculated intensity of the inelastic neutron scattering is also shown in Fig.

Table V. Total moment sum rule for $S = 3/2$ spin dimer systems. Components of the dynamical spin correlation function and the integrated intensities are shown. Since the z -axis is taken along the ordered moment, the zz component is for longitudinal spin fluctuation, while the xx and yy components are for transverse one. $S^{zz}(\mathbf{q}, \omega)_{1\text{-magnon}}$ is for the L-mode in one-magnon process, whereas $S^{zz}(\mathbf{q}, \omega)_{2\text{-magnon}}$ is for the T-mode in two-magnon process. The moment per one site is expressed as $\langle S^z \rangle = \sqrt{5}uv(1 - n_x - n_y - 2n_L)$. Here, $n_x = \langle a_x^\dagger a_x \rangle$, $n_y = \langle a_y^\dagger a_y \rangle$, and $n_L = \langle a_L^\dagger a_L \rangle$. Notice that the value of $S(S+1) = 15/4$ is not obtained after adding all components, since we restricted the low-energy singlet and triplet states and discarded the other high-energy states.

Component	Integrated intensity
$[S^{zz}(\mathbf{q}, \omega)]_{\text{elastic}}$	$5(uv)^2 - 2\sqrt{5}(uv)^2(n_x + n_y + 2n_L)$
$[S^{zz}(\mathbf{q}, \omega)]_{1\text{-magnon}}$	$\frac{5}{4}(u^2 - v^2)^2(1 - n_x - n_y)$
$[S^{zz}(\mathbf{q}, \omega)]_{2\text{-magnon}}$	$5(uv)^2(n_x + n_y + 4n_L) + \frac{1}{4}(n_x + n_y)$
$[S^{xx}(\mathbf{q}, \omega)]_{1\text{-magnon}}$	$(\frac{5}{4}u^2 + \frac{1}{4}v^2) - \frac{1}{4}v^2n_x - \frac{5}{4}u^2n_y - (\frac{5}{4}u^2 + \frac{1}{4}v^2)n_L$
$[S^{xx}(\mathbf{q}, \omega)]_{2\text{-magnon}}$	$\frac{5}{4}v^2n_x + \frac{1}{4}u^2n_y + (\frac{1}{4}u^2 + \frac{5}{4}v^2)n_L$
$[S^{yy}(\mathbf{q}, \omega)]_{1\text{-magnon}}$	$(\frac{5}{4}u^2 + \frac{1}{4}v^2) - \frac{5}{4}u^2n_x - \frac{1}{4}v^2n_y - (\frac{5}{4}u^2 + \frac{1}{4}v^2)n_L$
$[S^{yy}(\mathbf{q}, \omega)]_{2\text{-magnon}}$	$\frac{1}{4}u^2n_x + \frac{5}{4}v^2n_y + (\frac{1}{4}u^2 + \frac{5}{4}v^2)n_L$
$[S^{xx}(\mathbf{q}, \omega) + S^{yy}(\mathbf{q}, \omega)]_{1\text{-magnon}}$	$(\frac{5}{4}u^2 + \frac{1}{4}v^2)(2 - n_x - n_y - 2n_L)$
$[S^{xx}(\mathbf{q}, \omega) + S^{yy}(\mathbf{q}, \omega)]_{2\text{-magnon}}$	$(\frac{1}{4}u^2 + \frac{5}{4}v^2)(n_x + n_y + 2n_L)$

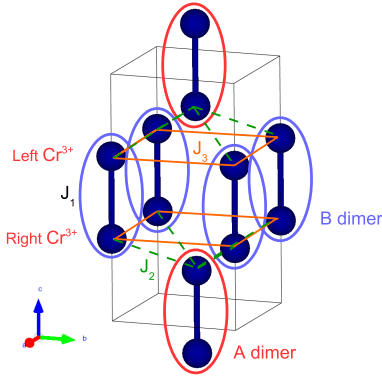


Fig. 7. (Color online) Crystal structure of Cr_2WO_6 . J_1 is an intra-dimer interaction, while J_2 and J_3 are inter-dimer interactions. J_2 connects dimers along the c direction. J_3 connects dimers in the ab plane. The values are estimated as $J_1 = 5.25$ meV, $J_2 = -0.475$ meV, $J_3 = -0.1$ meV. The AF wave vector is $\mathbf{Q} = (0, 0, 2\pi)$ in the reciprocal lattice unit.

8(b) based on the extended spin-wave theory. We can see that the high-energy excitations are nicely reproduced as well as the low-energy spin-wave mode. The used exchange interaction parameters are shown in the caption of Fig. 7.

To understand the origin of the high-energy mode, we resolve the intensity of the neutron scattering into transverse and longitudinal components. As we can see in Fig. 9, the low- and high-energy modes are T- and L-modes, respectively. In Fig. 10, we also show the magnon dispersion relation. The low-energy branch below 10 meV is the T-mode, while the high-energy branch above 10 meV is the L-mode. These two excitation modes result in Fig. 8(b) for the polycrystalline sample. The high-energy flat modes above around 20 meV are from the high-energy spin multiplet of the $S = 3/2$ dimer. These modes have quite weak intensity as we can see in Figs. 8(b), 9(a), and 9(b).

On the other hand, there is another possible origin of the high-energy mode around 12 meV. Since it is located above the conventional spin-wave mode (T-mode), a two-magnon process of the T-mode can be the origin. For polycrystalline samples, however, it is difficult to calculate the intensity for the two-magnon process. Therefore, to judge the origin, we compare the integrated intensities of the L-mode in one-magnon process and the T-mode in two-magnon process.

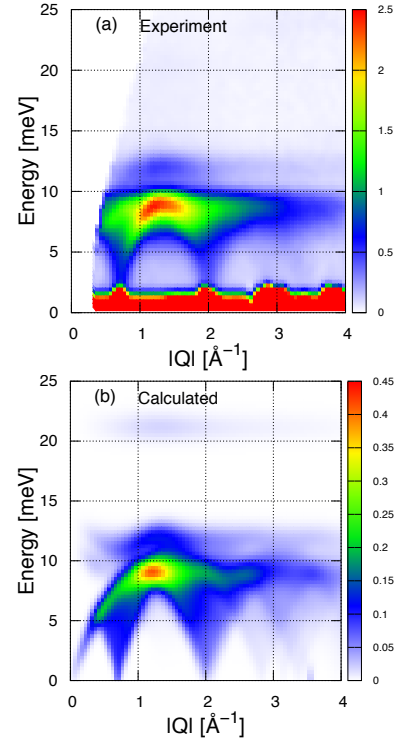


Fig. 8. (Color online) The intensity of inelastic neutron scattering in polycrystalline Cr_2WO_6 . (a) The observed result. (b) The calculated result based on the extended spin-wave theory. Experimental and calculated results are from Ref. 4.

From Table V, the former and the latter intensities are expressed as

$$I_{L,1\text{-magnon}}^z = \frac{5}{4}(u^2 - v^2)^2(1 - n_x - n_y), \quad (109)$$

$$I_{T,2\text{-magnon}}^z = 5(uv)^2(n_x + n_y) + \frac{1}{4}(n_x + n_y).$$

Here, we dropped the term proportional to $4n_L$ in $I_{T,2\text{-magnon}}$, since it is from two-magnon process of the L-mode. We do not consider two-magnon intensity in the x and y components, since it is from a two-magnon process by the T- and L-modes. On the basis of the extended spin-wave theory, the values of the coefficients are calculated as $u = 0.802$, $v = 0.580$, and

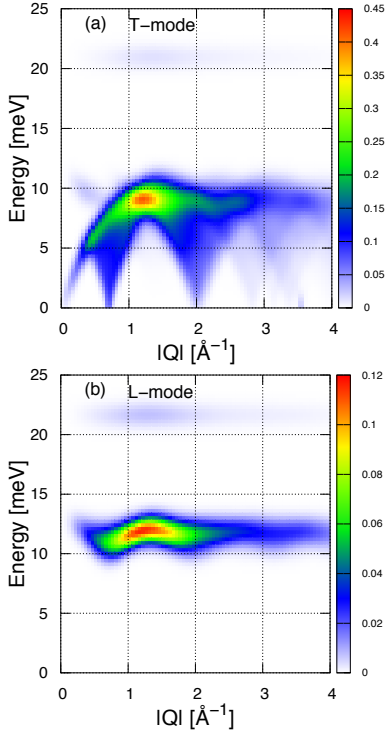


Fig. 9. (Color online) The calculated intensity of inelastic neutron scattering in polycrystalline Cr_2WO_6 .⁴⁾ (a) For the T-mode. (b) For the L-mode.

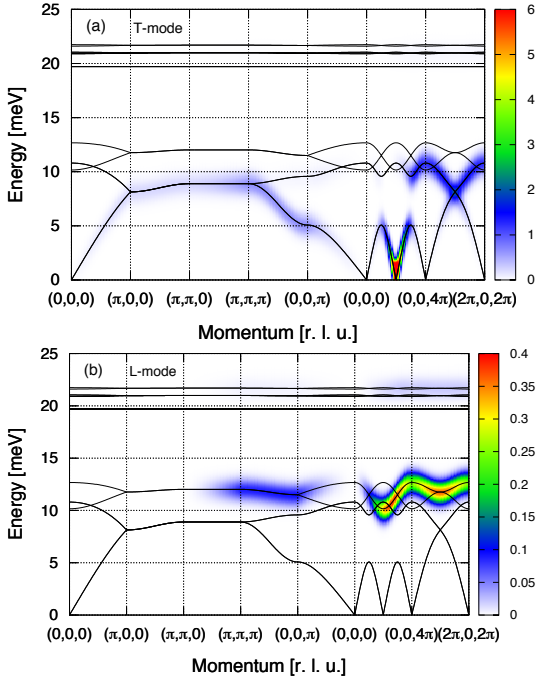


Fig. 10. (Color online) The calculated magnon dispersion relation and contour plot of the intensity of inelastic neutron scattering in Cr_2WO_6 .⁴⁾ (a) For the T-mode. (b) For the L-mode.

$n_x = n_y = 0.0138$. These lead to the following ratio:

$$\frac{I_{\text{T},2\text{-magnon}}^z}{I_{\text{L},1\text{-magnon}}^z} \simeq 0.32 \quad (110)$$

Thus, the integrated intensity of the two-magnon continuum is

about 1/3 of that of the one-magnon L-mode. The L-mode has weak dispersion and the associated magnon band is concentrated in a narrow energy region (10-12.5 meV). In contrast, the T-mode has a wide magnon band and we can expect a wide energy distribution (0-20 meV) for the two-magnon excitation. Therefore, we can judge that the observed high-energy mode near 12 meV in Cr_2WO_6 stems from the longitudinal mode in the one-magnon process.

From the results in Tables IV and V, we can discuss a merit of large spin S to observe the L-mode in spin dimer systems. Comparing the integrated intensities in the $S = 1/2$ and $S = 3/2$ cases, we notice that $I_{\text{L},1\text{-magnon}}^z$ in Eq. (109) is enhanced by a factor of 5 in the $S = 3/2$ case. For $I_{\text{L},2\text{-magnon}}^z$, only the first term in Eq. (109) is enhanced. Thus, $I_{\text{L},1\text{-magnon}}^z$ is relatively enhanced than $I_{\text{L},2\text{-magnon}}^z$ for large S . This means that larger spin sizes of the dimer, such as $S = 3/2$ and $S = 2$, are advantageous for observing the L-mode in one-magnon process.

6. Summary

In this paper, the total moment sum rule was derived and resolved into elastic, one-magnon, and two-magnon components, based on the extended spin-wave theory. The theory is applicable not only to conventional spin systems but also to systems having a quantum critical point, such as spin dimer systems (see Table IV) and integer spin systems with a large single-ion anisotropy of easy-plane type (see Table III). In these systems, the ordered moment can be strongly suppressed by the quantum effect in the mean-field level and there exists an L-mode in the magnetic excitations. With the use of the sum rule, we can estimate the integrated intensity of the L-mode and check the possibility to observe the L-mode in one-magnon process. It can be also applied to estimate the integrated intensity of the T-mode in two-magnon process and we can compare it with that of the L-mode in one-magnon process, where both processes lead to longitudinal fluctuations of the ordered moment.

We applied the theory to an $S = 1/2$ spin ladder system $\text{Cu}(\text{NO}_3)_2 \cdot 2.5\text{D}_2\text{O}$ and estimated the integrated intensity of the two-magnon excitation in the disordered phase. The result is consistent with the experiment. The theory was extended to $S = 3/2$ dimer case (see Table V) and applied to Cr_2WO_6 . It is confirmed that the observed high-energy mode in Cr_2WO_6 is from the L-mode rather than the T-mode in two-magnon process.⁴⁾ The theory also predicts that larger spin sizes are advantageous for observing the L-mode in spin dimer systems. Thus, the total moment sum rule derived in this paper helps us analyze and understand the measured data of inelastic neutron scattering in the vicinity of the quantum critical point.

Acknowledgments The author expresses his sincere thanks to X. Ke, S. D. Mahanti, T. Hong, and M. Koga for useful discussions on the total moment sum rule. This work was supported by JSPS KAKENHI Grant Number 17K05516.

Appendix: Conventional Spin-Wave Theory

Let us briefly introduce the conventional spin-wave theory. We consider the AF Heisenberg Hamiltonian given by Eq. (5). Based on the Holstein-Primakoff transformation, the spin operators on the A sublattice are expressed as

$$S_i^z = S - a_i^\dagger a_i,$$

$$S_i^+ = \sqrt{2S} \left[1 - a_i^\dagger a_i / (2S) \right]^{\frac{1}{2}} a_i, \quad (\text{A}\cdot 1)$$

$$S_i^- = \sqrt{2S} a_i^\dagger \left[1 - a_i^\dagger a_i / (2S) \right]^{\frac{1}{2}}.$$

Here, a_i^\dagger and a_i are creation and annihilation Bose operators at the i th site. On the B sublattice, they are given by

$$\begin{aligned} S_i^z &= -S + b_i^\dagger b_i, \\ S_i^+ &= \sqrt{2S} b_i^\dagger \left[1 - b_i^\dagger b_i / (2S) \right]^{\frac{1}{2}}, \\ S_i^- &= \sqrt{2S} \left[1 - b_i^\dagger b_i / (2S) \right]^{\frac{1}{2}} b_i, \end{aligned} \quad (\text{A}\cdot 2)$$

with b_i^\dagger and b_i Bose operators at the i th site. We substitute Eqs. (A·1) and (A·2) into Eq. (5) and use the Fourier transformation:

$$a_i = \frac{1}{\sqrt{N/2}} \sum_k e^{k \cdot r_i} a_k, \quad b_i = \frac{1}{\sqrt{N/2}} \sum_k e^{k \cdot r_i} b_k. \quad (\text{A}\cdot 3)$$

Here, $N/2$ represents number of spin sites for each A and B sublattices. Up to the quadratic order of the Bose operator, we obtain the following Hamiltonian for the linear spin-wave theory:

$$\mathcal{H} = \sum_k \left[\gamma_0 (a_k^\dagger a_k + b_k^\dagger b_k) + \gamma_k (a_k b_{-k} + a_k^\dagger b_{-k}^\dagger) \right]. \quad (\text{A}\cdot 4)$$

Here, we dropped a constant term. Reflecting the simple cubic lattice, γ_k and γ_0 are given by

$$\gamma_k = 2S J (\cos k_x + \cos k_y + \cos k_z), \quad \gamma_0 = 6S J. \quad (\text{A}\cdot 5)$$

Using the following Bogoliubov transformation,

$$a_k = u_k \alpha_k - v_k \beta_{-k}^\dagger, \quad b_k = u_k \beta_k - v_k \alpha_{-k}^\dagger, \quad (\text{A}\cdot 6)$$

we can diagonalize the Hamiltonian in Eq. (A·4) as

$$\mathcal{H} = \sum_k E_k (\alpha_k^\dagger \alpha_k + \beta_k^\dagger \beta_k). \quad (\text{A}\cdot 7)$$

Here, α_k and β_k are bosons for the spin-wave excitation modes and we dropped a constant term. The dispersion relation of the excitation mode is given by

$$\begin{aligned} E_k &= \sqrt{\gamma_0^2 - \gamma_k^2} \\ &= 2S J \sqrt{3^2 - (\cos k_x + \cos k_y + \cos k_z)^2}. \end{aligned} \quad (\text{A}\cdot 8)$$

The coefficients for the Bogoliubov transformation in Eq. (A·6) are given by

$$u_k = \sqrt{\frac{1}{2} \left(\frac{\gamma_0}{E_k} + 1 \right)}, \quad v_k = \sqrt{\frac{1}{2} \left(\frac{\gamma_0}{E_k} - 1 \right)} \frac{\gamma_k}{|\gamma_k|}. \quad (\text{A}\cdot 9)$$

(1998).

- 4) M. Zhu, M. Matsumoto, M. B. Stone, Z. L. Dun, H. D. Zhou, T. Hong, T. Zou, S. D. Mahanti, and X. Ke, Phys. Rev. Research **1**, 033111 (2019).
- 5) M. Zhu, D. Do, C. R. Dela Cruz, Z. Dun, H. D. Zhou, S. D. Mahanti, and X. Ke, Phys. Rev. Lett. **113**, 076406 (2014).
- 6) N. Papanicolaou, Nucl. Phys. B **240**, 281 (1984).
- 7) F. P. Onufrieva, Zh. Eksp. Teor. Fiz. **89**, 2270 (1985) [Sov. Phys. JETP **62** 1311 (1985)].
- 8) A. Joshi, M. Ma, F. Mila, D. N. Shi, and F. C. Zhang, Phys. Rev. B **60**, 6584 (1999).
- 9) R. Shiina, H. Shiba, P. Thalmeier, A. Takahashi, and O. Sakai, J. Phys. Soc. Jpn. **72**, 1216 (2003).
- 10) R. Shiina, M. Matsumoto, and M. Koga, J. Phys. Soc. Jpn. **73**, 3453 (2004).
- 11) S. Sachdev and R. N. Bhatt, Phys. Rev. B **41**, 9323 (1990).
- 12) T. Sommer, M. Vojta, and K.W. Becker, Eur. Phys. J. B **23**, 329 (2001).
- 13) M. Matsumoto, B. Normand, T. M. Rice, and M. Sigrist, Phys. Rev. Lett. **89**, 077203 (2002).
- 14) M. Matsumoto, B. Normand, T. M. Rice, and M. Sigrist, Phys. Rev. B **69**, 054423 (2004).
- 15) K. Penc, J. Romhányi, T. R d m, U. Nagel,  . Antal, T. Feh r, A. J nossy, H. Engelkamp, H. Murakawa, Y. Tokura, D. Szaller, S. Bord cs, and I. K zsm rki, Phys. Rev. Lett. **108**, 257203 (2012).
- 16) J. Romhányi and K. Penc, Phys. Rev. B **86**, 174428 (2012).
- 17) M. Akaki, D. Yoshizawa, A. Okutani, T. Kida, J. Romhányi, K. Penc, and M. Hagiwara, Phys. Rev. B **96**, 214406 (2017).
- 18) S. Sachdev and B. Keimer, Physics Today **64** [2], 29 (2011).
- 19) D. Pekker and C. M. Varma, Annu. Rev. Condens. Matter Phys. **6**, 269 (2015).
- 20) Ch. R egg, B. Normand, M. Matsumoto, A. Furrer, D. F. McMorrow, K. W. Kr mer, H. -U. G del, S. N. Gvasaliya, H. Mutka, and M. Boehm, Phys. Rev. Lett. **100**, 205701 (2008).
- 21) T. Hong, M. Matsumoto, Y. Qiu, W. Chen, T. R. Gentile, S. Watson, F. F. Awwadi, M. M. Turnbull, S. E. Dissanayake, H. Agrawal, R. Toft-Petersen, B. Klemke, K. Coester, K. P. Schmidt, and D. A. Tennant, Nat. Phys. **13**, 638 (2017).
- 22) I. Affleck, Phys. Rev. Lett. **62**, 474 (1989).
- 23) M. L. Plumer and A. Caill , Phys. Rev. Lett. **68**, 1042 (1992).
- 24) I. Affleck and G. F. Wellman, Phys. Rev. B **46**, 8934 (1992).
- 25) M. Matsumoto and M. Koga, J. Phys. Soc. Jpn. **76**, 073709 (2007).
- 26) A. Jain, M. Krautloher, J. Porras, G. H. Ryu, D. P. Chen, D. L. Abernathy, J. T. Park, A. Ivanov, J. Chaloupka, G. Khaliullin, B. Keimer, and B. J. Kim, Nat. Phys. **13**, 633 (2017).
- 27) R. M. Morra, W. J. L. Buyers, R. L. Armstrong, and K. Hirakawa, Phys. Rev. B **38**, 543 (1988).
- 28) Z. Tun, W. J. L. Buyers, R. L. Armstrong, K. Hirakawa, and B. Briat, Phys. Rev. B **42**, 4677 (1990).
- 29) K. Kakurai, M. Steiner, and J. K. Kjems, J. Phys.: Condens. Matter **3**, 715 (1991).
- 30) S. Hayashida, M. Matsumoto, M. Hagihala, N. Kurita, H. Tanaka, S. Itoh, T. Hong, M. Soda, Y. Uwatoko, and T. Masuda, Sci. Adv. **5**, eaaw5639 (2019).
- 31) M. Matsumoto, S. Hayashida, and T. Masuda, J. Phys. Soc. Jpn. **89**, 034710 (2020).
- 32) D. A. Tennant, C. Broholm, D. H. Reich, S. E. Nagler, G. E. Granroth, T. Barnes, K. Damle, G. Xu, Y. Chen, and B. C. Sales, Phys. Rev. B **67**, 054414 (2003).
- 33) Using the matrix form in Eq. (33), we can express ΔS^z as $\Delta S^z = 0|1\rangle\langle 1| + 1|0\rangle\langle 0| + 2|-1\rangle\langle -1|$. Then, we obtain $(\Delta S^z)^2 = 1^2|0\rangle\langle 0| + 2^2|-1\rangle\langle -1| + (-1)^2|-1\rangle\langle -1| = |0\rangle\langle 0| + 4|-1\rangle\langle -1|$.
- 34) M. Matsumoto, J. Phys. Soc. Jpn. **83**, 084704 (2014).
- 35) M. Matsumoto, H. Kuroe, T. Sekine, and T. Masuda, J. Phys. Soc. Jpn. **79**, 084703 (2010).
- 36) S. Gopalan, T. M. Rice, and M. Sigrist, Phys. Rev. B **49**, 8901 (1994).

1) See, for instance, Edited by Y. Zhu, Modern Techniques for Characterizing Magnetic Materials, Springer, (2005).

2) T. Huberman, R. Coldea, R. A. Cowley, D. A. Tennant, R. L. Leheny, R. J. Christianson, and C. D. Frost, Phys. Rev. B **72**, 014413 (2005).

3) P. R. Hammar, D. H. Reich, and C. Broholm, Phys. Rev. B **57**, 7846