

SMALL FOOTPRINT CONVOLUTIONAL RECURRENT NETWORKS FOR STREAMING WAKEWORD DETECTION

Mohammad Omar Khurshed^{*1}, Christin Jose², Rajath Kumar²
Gengshen Fu², Brian Kulis², Santosh Kumar Cheekatmalla²

¹University of Massachusetts Amherst, MA, United States

²Amazon Alexa Research, United States

ABSTRACT

In this work, we propose small footprint Convolutional Recurrent Neural Network models applied to the problem of wakeword detection and augment them with scaled dot product attention. We find that false accepts compared to Convolutional Neural Network models in a 250k parameter budget can be reduced by 25% with a 10% reduction in parameter size by using CRNNs, and we can get up to 32% improvement at a 50k parameter budget with 75% reduction in parameter size compared to word-level Dense Neural Network models. We discuss solutions to the challenging problem of performing inference on streaming audio with CRNNs, as well as differences in start-end index errors and latency in comparison to CNN, DNN, and DNN-HMM models.

Index Terms— Keyword Spotting, Attention, Convolutional Recurrent Neural Networks, Small Footprint

1. INTRODUCTION

Keyword spotting, or in the context of voice assistants such as Alexa, *wakeword detection*, is the act of detecting the presence of a certain phrase in a stream of audio. This is an important problem with applications in a variety of acoustic environments, varying from dedicated devices such as Amazon’s Echo to being embedded within third-party devices such as headphones. There are two steps to this process. The first uses small and efficient wakeword detection models on edge devices. In second, these detections are verified by a larger and powerful cloud model. While there has been previous work on using CRNNs for the verification task [1], our work focuses on wakeword detection on edge devices. The key problem to be solved by wakeword detection models is that of minimizing the number of False Accepts (for example, a voice assistant is activated when it is not intended to be) by the device. This is important because devices, upon detecting a wakeword, usually provide the user with visual or auditory feedback, such as an Echo’s light ring, which turns

blue while sending data to the cloud. Inadvertent activation of these systems is detrimental to the trust that customers put into such systems.

It is important to note that, for models that run on edge devices, the model footprint must be small enough to fit in the memory and compute capacities available. The number of trainable *parameters* that a model has, and how many *multiplication operations*, or *multiplies* it takes to do inference on a single example are metrics to measure model footprint. Originally, wakeword detection was done through large vocabulary ASR systems [2], which require HMMs to model entire lexicons. There has since been work using 2-stage DNN-HMM systems for wakeword detection [3], augmented by better training strategies [4]. More recently, CNN architectures have found their way into the literature, [5], where their efficacy has been proved over traditional 2-stage DNN-HMM models. Work has been done to make these CNN-based networks usable in small footprint scenarios through ideas such as depthwise convolutions [6]. Recurrent neural networks (RNNs), a class of neural networks usually used to process sequential data, have also been found to be useful for keyword spotting tasks [7], which is furthered through the use of Recurrent Neural Network Transducer (RNN-T) models, which learn both acoustic and language model components [8].

The class of models we consider in this work take the benefits of both CNNs (learning local features at different scales), and RNNs (learning transitions between different parts of a sequence), and combine the two types of architectures to form Convolutional Recurrent Neural Networks (CRNNs). There has previously been work using CRNNs for wakeword detection in a compute-constrained environment [9] [10]. However, in this work, apart from building CRNN architectures that outperform previous CRNN architectures [9] as well as other baseline CNN and DNN models, we motivate and justify the use of attention-augmented CRNNs. We develop CRNNs robust to AFE gain changes, which are important for the wide variety of acoustic environments of the devices these models run on. We also show successful implementations of CRNNs with our 50k parameter budget

^{*}The author performed the work during his internship at Amazon Alexa Research

parameter budgets, 250k and 50k, comparing with baseline neural network architectures (CNNs and DNNs).

3.2. 250k Parameter Budget CRNNs

We develop two CRNN architectures within this category, and both are trained with 64-bin LFBE features. The CRNN-239k (Figure 1) architecture uses 3 convolutional layers, and the receptive field of the output of the convolutional front end is 28. This outperforms our CNN-263k baseline by 25% in terms of False Accepts with a 10% decrease in parameter size. However, in terms of multiplies, the costs of the CRNN-239k architecture are nearly twice that of the CNN-263k architecture. We see that the multiplies are concentrated in the GRU layer, and therefore add another convolutional layer to downsample the input to reduce the multiplies contributed by the GRU layer. This architecture is called the CRNN-183k, and the improvement over our baseline CNN-263k reduces to 10%, but the number of multiplies is comparable to CNN-263k. We also see that the best CRNN architecture within this parameter budget from [9] is 21% below the performance of even our baseline CNN. We also compare to a very large best-in-class CNN model (CNN-2.2M), and see that it only performs 25% better than our best CRNN model, while being nearly 10 times as expensive in terms of both parameters and multiplies.

Recent work [14] has shown that using Delta-LFBE features (contiguously subtracting one input frame from the next) while building wakeword detection models helps make models invariant to Audio Front End (AFE) gain changes caused by different AFE algorithms on varied types of platforms. Our attempt to induce robustness to AFE gain changes through these Delta-LFBE features is at the cost of performance on our test set, with only 12% gain over the CNN-263k baseline as compared to our original non-delta LFBE-based CRNN-239k’s 25%. We leave confirmation of robustness to AFE gain changes in CRNNs through such data preprocessing to future work.

| Model Name | FA Improvement | Parameters | Multiplies |
|----------------------|----------------|-------------|---------------|
| CNN-263k | Baseline | 263k | 5.25M |
| CRNN-239k | 25% | 239k | 10.25M |
| CRNN-183k | 10% | 183k | 5.73M |
| CNN-2.2M | 45% | 2.2M | 101M |
| Delta-LFBE-CRNN-239k | 12% | 239k | 10.2M |
| CRNN (Arik et. al.) | -21% | 106k | 2.2M |

3.3. 50k Parameter Budget CRNNs

For environments that are even more compute-constrained, such as TV remotes and smartwatches, we develop a set of CRNN architectures with an even smaller footprint. We perform this reduction in model size by switching to 20-bin LFBE features instead of 64-bin features and reducing the number of filters in the convolutional layers. We compare this to low parameter DNN and CNN models. We see that,

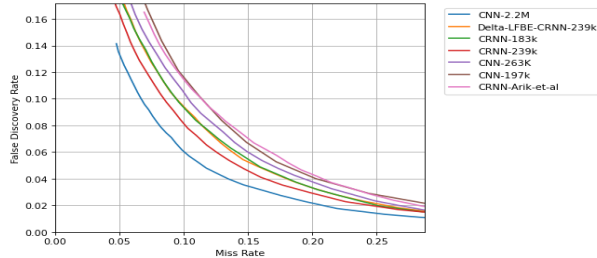


Fig. 2: 250k Parameter Budget Results

even over a 233k parameter DNN model (DNN-233k), our CRNN-58k performs 32% better in terms of FAs, and even better when compared to DNN-51k. We also show that we comfortably beat a smaller CNN model (CNN-28k), and even though this might be expected considering that our model has twice as many parameters, this is not an obvious result if we notice that the CNN-28k has nearly twice the number of multiplies when compared to our model. We also develop a slightly larger model, the CRNN-89k, where the advantages over DNNs and CNNs become even more pronounced. We see, however, that the multiplies in a DNN are linear in the number of parameters, while this is strictly not true for CNN and RNN layers.

| Model Name | % FA Decrease | Parameters | Multiplies |
|---------------------|---------------|------------|--------------|
| DNN-233k | Baseline | 233k | 233k |
| DNN-51k | -56% | 51k | 51k |
| CNN-28k | 24% | 28k | 2.92M |
| CRNN-89k | 40% | 89k | 1.77M |
| CRNN-58k | 32% | 58k | 1.47M |
| Delta-LFBE-CRNN-89k | 26% | 89k | 1.77M |

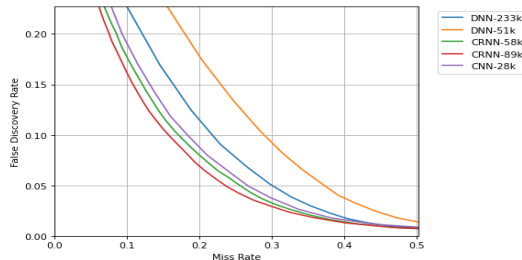


Fig. 3: 50k Parameter Budget Results

4. STREAMING INFERENCE IN CRNN

4.1. Resetting States for CRNN Recurrent Layers

In previous work about keyword spotting and the results above, test-time inference uses fixed-length data, with the same number of frames as the model was originally trained on. However, when doing wakeword detection, the device our model runs is always on, and inference must be done on-device with our trained models on streaming audio. Therefore, a continuous stream of audio passes through the devices.

In convolutional layers, an issue of efficiency arises since convolutions over different overlapping parts of the stream would needlessly re-compute expensive operations. This can be mitigated by using a ring buffer, as described in [15], which enables efficient streaming convolutions. However, in the case of recurrent layers (GRUs) present in our model, an issue of correctness arises along with that of efficiency. A network trained with t input frames has h time steps as output from the convolutional layer to be passed into the recurrent layer, with a new one generated every k frames. However, our trained recurrent layers take only h time steps. If we were to feed the recurrent network h non-overlapping time steps, we would miss detections. If we were to use overlapping blocks of h time steps at a stride of 1, we would need to reset states of the recurrent layer for every new time step by the convolutional layers. To avoid both these issues, we use parallel decoders.

4.1.1. Parallel decoders for Streaming Inference

We can use h GRU decoders in a semi-parallelized fashion, resetting only after h sets of h time steps pass through them. Continuing with our previous example of $h = 10$, this would mean having the first GRU take in steps 1-10, but instead of resetting the first GRU’s states, we would have another identical GRU decoder which takes in steps 2-11, and another 8 GRUs, which take in all such combinations until steps 10-19. Only at this point do we reset all the GRUs’ states in parallel and use them starting with inputs 11-20 and so on. We illustrate this in Figure 4.

4.1.2. A Higher Dimensional GRU for Streaming Inference

We can also show that by making use of vectorization, which may be available to us on even low footprint device platforms, it is possible to implement a GRU (or any other recurrent network) that can process multiple inputs at the same time. This is similar to how batch inference is made in frameworks such as TensorFlow. We first wait for $2h - 1$ time steps and cheaply convert them into overlapping inputs, each of size h . In the normal non-streaming case, for a GRU with d -dimensional hidden states, the trained parameter matrices W_z and U_z are of the shapes $d \times h$ and $d \times d$, while the hidden states are vectors of dimension $d \times 1$. We can expand this to $h \times d \times 1$. Now, when the operations are performed, vectorization leads to an output of $h \times d \times 1$ instead of $d \times 1$. Correspondingly the entire GRU outputs a matrix of shape $h \times d \times 1$, after which passing the output through the rest of the network gives us h posteriors from $2h - 1$ time steps output by the convolutional front end, which is the same as in the previous section with parallel decoders. However, in this method, we can use the same parameter matrices throughout instead of having h copies. We leave the implementation and profiling of the methods discussed in this section to future work.

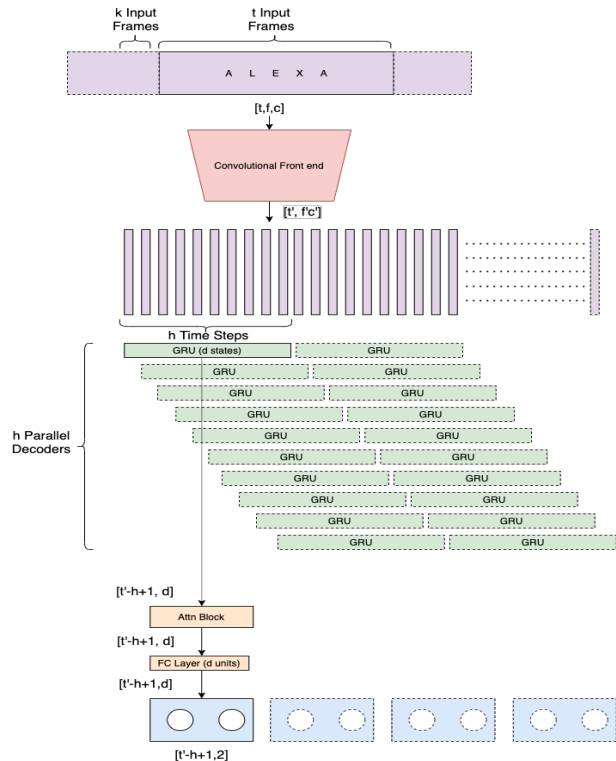


Fig. 4: Parallel Decoders for Streaming Inference

5. ENDPOINT ERROR AND LATENCY

Accurate prediction of wakeword endpoints is an important task for the wakeword detection model [11]. To estimate this, we measure the delta between start and end indices of our CRNN-239k and CNN-263k models with respect to a 2-stage DNN-HMM baseline [11]. The deviations with respect to a 2-stage model in start indices are 204ms and 212ms, and end indices are 204ms and 223ms for CRNN-239k and CNN-263k, respectively, a slight improvement shown over the CNN. We use the fact that our 2-stage DNN-HMM baseline has a mean 50ms latency, which when added to the mean delta in end indices gives us mean latencies of 218ms and 172ms for the CRNN-239k and CNN-263k models. This increased latency in CRNNs, we hypothesize, is due to the overhead of recurrent layers.

6. CONCLUSION

This paper describes and shows the efficacy of Convolutional Recurrent Neural Networks for small footprint wakeword detection over established CNN (by 25% decrease in FAs at a 250k parameter budget) and DNN architectures (by 32% decrease in FAs within a 50k parameter budget). We investigate efficient streaming inference strategies and establish through latency comparisons that our approach is both computationally efficient and highly performant.

7. REFERENCES

- [1] Rajath Kumar, Mike Rodehorst, Joe Wang, Jiacheng Gu, and Brian Kulis, “Building a robust word-level wake-word verification network,” in *INTERSPEECH*, 2020.
- [2] R. C. Rose and D. B. Paul, “A hidden markov model based keyword recognition system,” in *International Conference on Acoustics, Speech, and Signal Processing*, 1990, pp. 129–132 vol.1.
- [3] J. R. Rohlicek, W. Russell, S. Roukos, and H. Gish, “Continuous hidden markov modeling for speaker-independent word spotting,” in *International Conference on Acoustics, Speech, and Signal Processing*, 1989, pp. 627–630 vol.1.
- [4] S. Panchapagesan, Ming Sun, Aparna Khare, Spyridon Matsoukas, A. Mandal, Björn Hoffmeister, and Shiv Vitaladevuni, “Multi-task learning and weighted cross-entropy for dnn-based keyword spotting,” in *INTERSPEECH*, 2016.
- [5] Tara Sainath and Carolina Parada, “Convolutional neural networks for small-footprint keyword spotting,” in *Interspeech*, 2015.
- [6] Peter Mølgaard Sørensen, Bastian Epp, and Tobias May, “A depthwise separable convolutional neural network for keyword spotting on an embedded system,” *Eurasip Journal on Audio, Speech, and Music Processing*, vol. 2020, no. 1, 2020.
- [7] Zhou jianlai, Liu jian, Song Yantao, and Yu tiecheng, “Keyword spotting based on recurrent neural network,” in *ICSP '98. 1998 Fourth International Conference on Signal Processing (Cat. No.98TH8344)*, 1998, pp. 710–713 vol.1.
- [8] Y. He, Rohit Prabhavalkar, K. Rao, Wei Li, A. Bakhtin, and Ian McGraw, “Streaming small-footprint keyword spotting using sequence-to-sequence models,” *2017 IEEE Automatic Speech Recognition and Understanding Workshop (ASRU)*, pp. 474–481, 2017.
- [9] Sercan Ömer Arik, Markus Kliegl, Rewon Child, Joel Hestness, Andrew Gibiansky, Christopher Fougner, Ryan Prenger, and Adam Coates, “Convolutional recurrent neural networks for small-footprint keyword spotting,” *CoRR*, vol. abs/1703.05390, 2017.
- [10] Yungen Wei, Zheng Gong, Shunzhi Yang, Kai Ye, and Yamin Wen, “A new lightweight crnn model for keyword spotting with edge computing devices,” *EasyChair Preprint no. 3250*, EasyChair, 2020.
- [11] Christin Jose, Yuriy Mishchenko, Thibaud Senechal, Anish Shah, Alex Escott, and Shiv Vitaladevuni, “Accurate detection of wake word start and end using a cnn,” in *INTERSPEECH*, 2020.
- [12] Junyoung Chung, Caglar Gulcehre, KyungHyun Cho, and Yoshua Bengio, “Empirical evaluation of gated recurrent neural networks on sequence modeling,” *arXiv preprint arXiv:1412.3555*, 2014.
- [13] Martín Abadi, Ashish Agarwal, Paul Barham, Eugene Brevdo, Zhifeng Chen, Craig Citro, Greg S. Corrado, Andy Davis, Jeffrey Dean, Matthieu Devin, Sanjay Ghemawat, Ian Goodfellow, Andrew Harp, Geoffrey Irving, Michael Isard, Yangqing Jia, Rafal Jozefowicz, Lukasz Kaiser, Manjunath Kudlur, Josh Levenberg, Dandelion Mané, Rajat Monga, Sherry Moore, Derek Murray, Chris Olah, Mike Schuster, Jonathon Shlens, Benoit Steiner, Ilya Sutskever, Kunal Talwar, Paul Tucker, Vincent Vanhoucke, Vijay Vasudevan, Fernanda Viégas, Oriol Vinyals, Pete Warden, Martin Wattenberg, Martin Wicke, Yuan Yu, and Xiaoqiang Zheng, “TensorFlow: Large-scale machine learning on heterogeneous systems,” 2015, Software available from tensorflow.org.
- [14] Yixin Gao, Noah D. Stein, Chieh-Chi Kao, Yunliang Cai, Ming Sun, Tao Zhang, and Shiv Vitaladevuni, “On front-end gain invariant modeling for wake word spotting,” in *INTERSPEECH*, 2020.
- [15] Oleg Rybakov, Natasha Kononenko, Niranjana Subrahmanya, Mirkó Visontai, and Stella Laurenzo, “Streaming keyword spotting on mobile devices,” *ArXiv*, vol. abs/2005.06720, 2020.