

Effects of the Background Turbulence on the Relaxation of Ion Temperature Anisotropy in Space Plasmas

Pablo S. Moya^{1,*} and Roberto E. Navarro^{2,*}

¹*Departamento de Física, Facultad de Ciencias, Universidad de Chile, Chile*

²*Departamento de Física, Facultad de Ciencias Físicas y Matemáticas, Universidad de Concepción, Chile*

Correspondence*:

Pablo S. Moya
pablo.moya@uchile.cl

Roberto E. Navarro
roberto.navarro@udec.cl

ABSTRACT

Turbulence in space plasmas usually exhibits two regimes separated by a spectral break that divides the so called inertial and kinetic ranges. Large scale magnetic fluctuations are dominated by non-linear MHD wave-wave interactions following a $-5/3$ or $-3/2$ slope power-law spectrum. After the break, at scales in which kinetic effects take place, the magnetic spectrum follows a steeper power-law $k^{-\alpha}$ shape given by a spectral index $\alpha > 5/3$. Despite its ubiquitousness, the possible effects of a turbulent background spectrum in the quasilinear relaxation of solar wind temperatures are usually not considered. In this work, a quasilinear kinetic theory is used to study the evolution of the proton temperatures in an initially turbulent collisionless plasma composed by cold electrons and bi-Maxwellian protons, in which electromagnetic waves propagate along a background magnetic field. Four wave spectrum shapes are compared with different levels of wave intensity. We show that a sufficient turbulent magnetic power can drive stable protons to transverse heating, resulting in an increase in the temperature anisotropy and the reduction of the parallel proton beta. Thus, stable proton velocity distribution can evolve in such a way as to develop kinetic instabilities. This may explain why the constituents of the solar wind can be observed far from thermodynamic equilibrium and near the instability thresholds.

Keywords: Space plasma physics, turbulence, ion-cyclotron waves, temperature anisotropy instability, quasilinear theory

1 INTRODUCTION

In many space environments the media is filled by a weakly collisional plasma. Although Coulomb collisions represent an efficient mechanism for relaxing plasma parcels towards a thermodynamic equilibrium state in which the particle Velocity Distribution Functions (VDFs) achieve a Maxwellian profile [1, 2], when collisions are scarce Coulomb scattering becomes ineffective in establishing equilibrium. Subsequently, kinetic collisionless processes may dominate the dynamics of the system and be responsible for many of the observed macroscopic and microscopic properties of the plasma. Under these conditions the plasma VDF usually develops non-Maxwellian characteristics that can provide the necessary free energy to excite micro-instabilities that subsequently can induce changes on the macroscopic properties of the

plasma. Among the fundamental problems of plasma physics belongs the understanding of the excitation and relaxation processes of these poorly collisional plasmas and the resultant state of nearly equipartition energy density between plasma particles and electromagnetic turbulence [3]. In particular, these processes play an important role in space plasma environments such as the solar wind [4, 5, 6, 7] and the Earth's magnetosphere [8, 9, 10], specially at kinetic scales [11, 12, 13].

It is well known that in space plasmas, turbulence usually exhibits two distinct regimes separated by a spectral break dividing the fluctuations power spectrum. In the case of magnetic field fluctuations these two regimes are known as the inertial MHD range (at larger scales) and the kinetic range (at ionic and sub-ionic scales) [14, 7]. Large scale magnetic fluctuations are dominated by MHD non-linear wave-wave interactions following a $-5/3$ or $-3/2$ slope power-law spectrum. After the break the spectrum follows a steeper power-law $k^{-\alpha}$ shape given by a spectral index $\alpha > 5/3$ (see e.g. Chen [15], González et al. [16] and references therein). The break is related with the scales in which kinetic effects such as wave-particle interactions [17] or magnetic reconnection [18] take place, and depending on the local plasma conditions the break can coincide with the ion inertial length λ_i , or the ion gyroradius $\rho_i = \sqrt{\beta}\lambda_i$, where β is the plasma beta parameter, as observed in space plasmas [19, 20] and numerical simulations [21]. In particular, for small values of the proton plasma beta, the scale of the break seems to be related to λ_i ; while for larger values of beta to ρ_i . Also, different plasma environments can exhibit different spectral indices. For example, considering Van Allen Probes observations Gamayunov et al. [22] have found $\alpha \sim 2$ in the inner magnetosphere, and Chaston et al. [23], Moya et al. [12] observed $\alpha \sim 4$ associated with Kinetic Alfvén Waves turbulent spectra measured during geomagnetic storms in the Ring Current region. Similarly, Alexandrova et al. [24] found $\alpha \sim 7/3$ using Cluster data, and Goldstein et al. [25] observed $\alpha \sim 4.2$ considering Wind observations in the case of the solar wind at 1 AU from the Sun. In addition, using data from the recent Parker Solar Probe mission Franci et al. [26] have found $\alpha \sim 11/3$ during the first perihelion of the spacecraft, at about 36 solar radii from the Sun. Further, all these results are consistent with kinetic scale simulations [27, 28, 26]. Besides the recent progress, how the turbulent energy is dissipated in all these almost collisionless plasma systems is still under debate and corresponds to one of the outstanding open questions in space plasma physics [15].

In a magnetized plasma such as the solar wind or the Earth's magnetosphere, one of the most typical deviations from the Maxwellian equilibrium is the bi-Maxwellian distribution, i.e. a composed Maxwellian VDF that exhibits different thermal spreads (different temperatures) in the directions along and perpendicular to the background magnetic field. These distributions are susceptible to temperature anisotropy driven micro-instabilities that can effectively reduce the anisotropy and relax the plasma towards more isotropic states. However, in the absence of enough collisions, these instabilities are usually not able to lead the system fully into thermodynamic equilibrium, and the plasma allows a certain level of anisotropy up to the so called kinetic instability thresholds [11, 29]. From the theoretical kinetic plasma physics point of view, on the basis of the linear and quasilinear theory approximations of the dynamics of the plasma, it is possible to predict the thresholds in the temperature anisotropy and plasma beta parameter space that separate the stable and unstable regimes, and how the plasma evolves towards such states. These models are useful to study the generation and first saturation of the electromagnetic energy at the expense of the free energy carried by the plasma. To do so, in general quasilinear calculations consider initial conditions with a small level of magnetic field energy that grows as the temperature anisotropy relaxes. A comprehensive review of linear and quasilinear analysis of these instabilities considering a bi-Maxwellian model can be found in Yoon [30] and references therein.

Since the first studies by Weibel [31] and Sagdeev and Shafranov [32], the research about temperature anisotropy driven modes and the stability of the plasma have been widely studied in the last decades, and represent an important topic for space plasmas physics [33, 34, 35, 36, 37]. Predictions based on a bi-Maxwellian description of the plasma are qualitatively in good agreement with observations of solar wind protons (see e.g. Hellinger and Trávníček [38], Bale et al. [6]) and electrons (see e.g. Hellinger et al. [39], Adrian et al. [40]). However, as mentioned, turbulence is ubiquitous in space environments and all these relaxation processes should occur in the presence of a background turbulent magnetic spectrum. To the best of our knowledge, only a few quasilinear studies such as Moya et al. [41] or Moya et al. [37] have considered a background spectrum but nonetheless a study focused on the possible effects of a magnetic field background spectrum is yet to be done. Here we perform such systematic study by computing the quasilinear relaxation of the ion-cyclotron temperature anisotropy instability, considering different choices of the initial level of the magnetic field fluctuations, and the shape of the spectrum. We analyze their effect on the relaxation of the instability and the time evolution of the macroscopic properties of the plasma that are involved.

Several studies of the solar wind electromagnetic turbulence near the spectral break as a function of wave number $|k| = \sqrt{k_\perp^2 + k_\parallel^2}$, where k_\perp and k_\parallel are the wave vector components parallel and perpendicular to the magnetic field, respectively, have shown that the fluctuation spectrum is anisotropic and that the power spectrum sometimes is greater at quasi-perpendicular propagation $k_\perp \gg k_\parallel$ (see e.g. Dasso et al. [42], Horbury et al. [43]) than at quasi-parallel propagation $k_\perp \ll k_\parallel$. However, at small k (longer wavelength) as in this study, there is enough energy available for the quasi-parallel propagating waves, that can even dominate the oblique wave modes (see e.g. Bale et al. [44, 6], Horbury et al. [43, 45]). This is especially clear as statistical results of magnetic compressibility observations in the solar wind (Figure 3 in Bale et al. [6] show that for plasma beta $\beta < 0.5$ quasi-parallel fluctuations dominate. Thus, in our study we have considered parallel propagation ($k = k_\parallel$), and also have and focused on small k values. In the next section we present the details of our quasilinear model, and then, in Sections 3 and 4 we present and discuss all our numerical results. Finally, in the last section we summarize our findings and present the main conclusions of our work.

2 QUASILINEAR TEMPERATURE EVOLUTION

We consider a magnetized plasma composed of bi-Maxwellian protons and cold electrons. The kinetic dispersion relation of left-handed circularly polarized waves, propagating along a background magnetic field \vec{B}_0 is given by [41, 46, 47]

$$\frac{v_A^2 k^2}{\Omega_p^2} = A + (A\xi^- + \xi)Z(\xi^-) - \frac{\omega_k}{\Omega_p}, \quad (1)$$

where $\omega_k = \omega + i\gamma$ is the complex frequency that depends on the wavenumber k ; $v_A = B_0/\sqrt{4\pi n_p m_p}$ is the Alfvén speed, with n_p and m_p the density and mass of protons, respectively; $\Omega_p = eB_0/m_p c$ is the proton gyrofrequency with c the speed of light; $A = R - 1$ where $R = T_\perp/T_\parallel$ is the temperature anisotropy; T_\perp and T_\parallel are the proton temperatures perpendicular and parallel with respect to \vec{B}_0 , respectively; $\xi = \omega_k/ku_\parallel$ and $\xi^- = (\omega_k - \Omega_p)/ku_\parallel$ are resonance factors [48]; $u_\parallel = \sqrt{2k_B T_\parallel/m_p}$ is the parallel proton thermal speed, and k_B the Boltzmann constant. $Z(\xi)$ is the plasma dispersion function [49], which is calculated numerically with the Faddeeva function provided by scipy. We also define the parallel proton $\beta_\parallel = u_\parallel^2/v_A^2$. In Eq. (1), we have assumed charge neutrality (i.e. zero net charge such that the electron density is $n_e = n_p$),

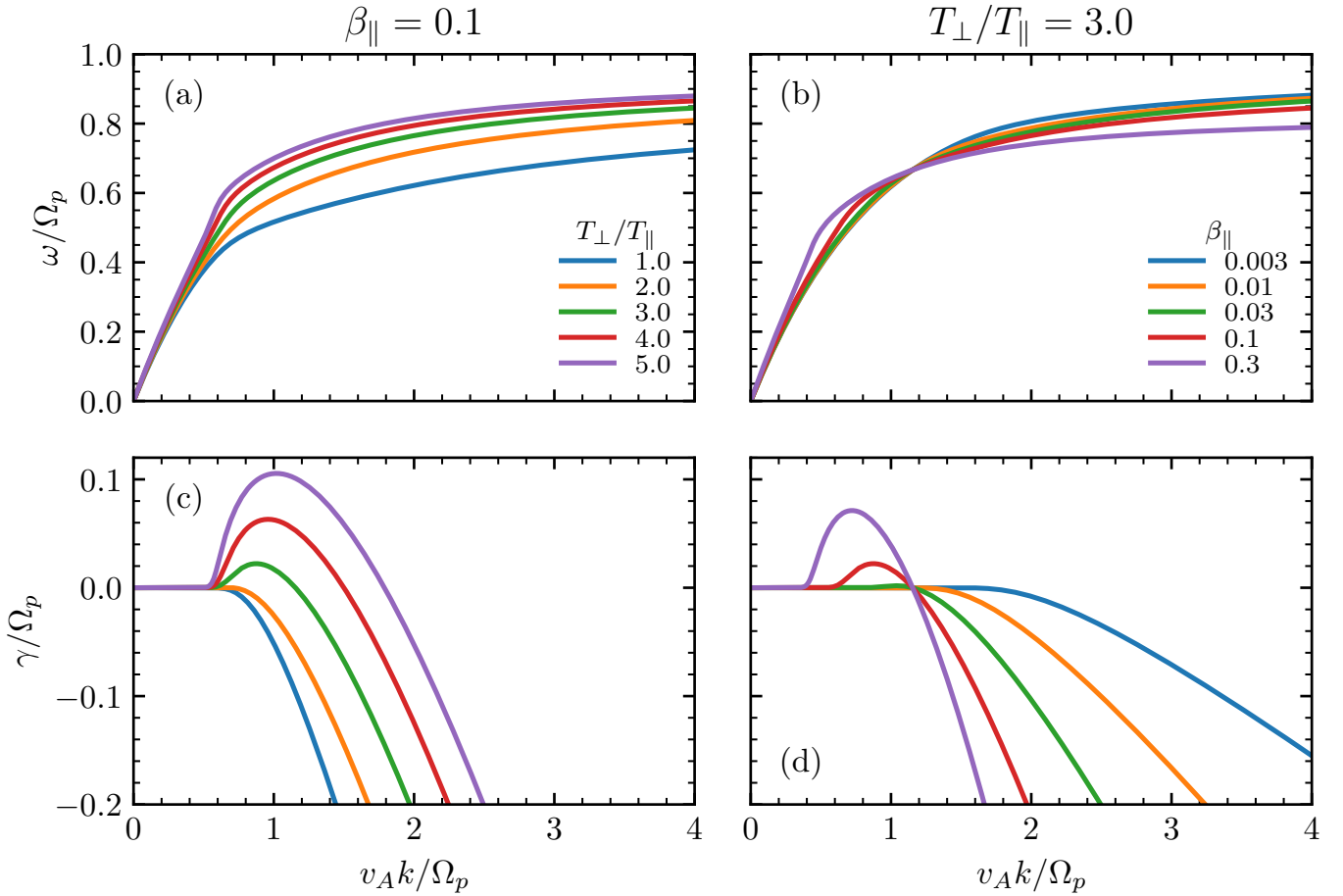


Figure 1. (top) Frequency and (bottom) growth/damping rate of Alfvén-cyclotron waves as a function of wavenumber, as calculated from the dispersion relation Eq. (1). (left) $\beta_{||} = 0.01$ and different values of $T_{\perp}/T_{||}$. (right) $T_{\perp}/T_{||} = 2$ and different values of $\beta_{||}$. Plots for $k < 0$ can be obtained through the parity condition $\omega_{-k} = -\omega_k^*$.

and $v_A/c \ll 1$. Numerical roots of Eq. (1) are calculated through the Muller’s method [50] using our own Python code. The dispersion relation Eq. (1) supports an infinite number of solutions for ω_k for each value of k , most of them being sound-like heavily damped modes with frequencies above and below the proton gyrofrequency [51, 52]. Here, we focus on the quasilinear evolution of the plasma due to Alfvén-Cyclotron Wave (ACW) instabilities (for more details about this instability in the context of space plasmas see e.g. Moya et al. [53], Jian et al. [54], Wicks et al. [55], Yoon [30] and references therein).

Figure 1(a) shows the real part of the ACW complex frequency for $\beta_{||} = 0.1$ and several values of the temperature anisotropy $T_{\perp}/T_{||}$. Similarly, Fig. 1(b) shows the effects of $\beta_{||}$ on the ACW real frequency at a fixed anisotropy $R = 3$. In all cases with $\beta_{||} < 0.1$, the real part of the frequency seems to approach asymptotically to $\omega = \Omega_p$ at large wavenumbers. This description is very similar to the solutions of the dispersion relation Eq. (1) in the cold-plasma approximation [56, 57]. However, for $T_{\perp}/T_{||} > 1$ [Fig. 1(a)] or $\beta_{||} > 0.01$ [Fig. 1(b)], the frequency curve deviates from the cold-plasma approximation for wavelengths around the proton inertial length v_A/Ω_p .

Kinetic effects can damp ACWs of large wavenumbers even at low beta, and large temperature anisotropies can drive part of the wave spectrum unstable. Figures 1(c) and (d) show the imaginary part of the complex frequency for the same parameters as in Figs. 1(a) and (b), respectively. The wave is damped if its

frequency satisfies $\text{Im}(\omega_k) = \gamma < 0$, or it is unstable if $\gamma > 0$. Figure 1(c) shows that even a small value of $\beta_{\parallel} = 0.1$ allows the growth of a kinetic instability when $T_{\perp}/T_{\parallel} \gtrsim 2$ in a small range of wavenumbers $0.6 \lesssim v_A k / \Omega_p \lesssim 2$. The maximum value of γ increases, and its wavenumber also increases, as the anisotropy rises above $T_{\perp}/T_{\parallel} \gtrsim 2$. On the other hand, for $v_A k / \Omega_p \gtrsim 2$ and $\beta_{\parallel} = 0.1$ the ACW is always damped, with damping rate γ decreasing almost linearly with k . The wave is also marginally stable ($\gamma \approx 0$) for long wavelengths compared with the ion inertial length ($v_A k / \Omega_p \lesssim 0.5$).

Notice in Fig. 1(d) that the ACW is marginally stable ($\gamma = 0$) at a fixed wavenumber value $v_A k / \Omega_p \sim 1.15$ and $R = 3$ independently of the value of β_{\parallel} . It can be shown from Eq. (1) that this happens at $(v_A k / \Omega_p)^2 = (R - 1)^2 / R$ [58]. Thus, for a lower value of the temperature anisotropy the waves are marginally stable at lower wavenumbers, as seen in Fig. 1(c), and the damping becomes stronger as the anisotropy approaches $R = 1$. Also, the instability decreases both with lower β_{\parallel} and lower T_{\perp}/T_{\parallel} . It is important to mention that a semi-cold approximation of the plasma ($\xi^- \gg 1$) fails to describe these properties, making it inappropriate for the quasilinear evolution of the plasma temperature. The quasilinear moments approximation assumes that the macroscopic parameters of the plasma evolve adiabatically, thus $\omega_k = \omega_k(t)$ solves the dispersion relation Eq. (1) instantaneously at all times. The quasilinear evolution of the perpendicular and parallel thermal speeds are given by [53, 41]

$$\frac{\partial u_{\perp}^2}{\partial t} = -\text{Im} \frac{4}{L} \frac{e^2}{m_p^2} \int_{-\infty}^{\infty} dk \frac{|B_k|^2}{c^2 k^2} \left[(2i\gamma - \Omega_p) \left(\frac{v_A^2 k^2}{\Omega_p^2} + \frac{\omega_k}{\Omega_p} \right) + \omega_k \right], \quad (2)$$

$$\frac{\partial u_{\parallel}^2}{\partial t} = \text{Im} \frac{8}{L} \frac{e^2}{m_p^2} \int_{-\infty}^{\infty} dk \frac{|B_k|^2}{c^2 k^2} \left[(\omega_k - \Omega_p) \left(\frac{v_A^2 k^2}{\Omega_p^2} + \frac{\omega_k}{\Omega_p} \right) + \omega_k \right]. \quad (3)$$

where L is the characteristic length of the plasma, and $|B_k|^2$ is the spectral wave energy satisfying

$$\frac{\partial |B_k|^2}{\partial t} = 2\gamma(t) |B_k|^2, \quad (4)$$

such that Eqs. (1)–(4) form a closed system to address the quasilinear evolution of the ACW instability. The quasilinear approach summarized in Eqs. (1)–(4) is a widely used theoretical approach to study non-linear effects in the evolution of plasma waves as they interact with the media. Comparisons between quasilinear solutions and hybrid or particle-in-cell simulations have shown that the approach is valid (theoretical and numerical results are in relatively good agreement) when the amplitude of the waves is finite but relatively small, especially for resonant instabilities (such as the ACW instability). Moreover, comparisons have also shown that the agreement between simulations and quasi-linear models is remarkable during the exponential growth of the instability (see e.g. Yoon [30]). Thus, for our calculations we have restricted the initial magnetic energy to $W_B(0) = \int dk |B_k(0)|^2 / B_0^2 \leq 0.1$ (corresponding to $B_k / B_0 \lesssim 0.1$ for a uniform spectrum), and have followed the quasilinear time evolution up to $\Omega_p t = 150$ ensuring that the plasma reaches a stationary state.

In the next sections we explore the effects of the B_k spectrum on the relaxation of the proton anisotropy.

3 NUMERICAL RESULTS. THE EFFECT OF A BACKGROUND SPECTRUM

In order to solve numerically the system of differential equations given by Eqs. (1)–(4) we use a fourth order Runge-Kutta method. In this section, for academic purposes we consider three distinct shapes for the magnetic spectrum $|B_k|^2$, to illustrate the effects that different initial magnetic field background spectra can produce on the quasilinear evolution of the macroscopic parameters of the plasma. The three initial

background spectra considered here are a uniform noise $|B_k(0)|^2 = A$, a Gaussian spectrum

$$|B_k(0)|^2 = A e^{-(v_A k / \Omega_p)^2}, \quad (5)$$

and a Lorentzian spectrum

$$|B_k(0)|^2 = \frac{A}{1 + (v_A k / \Omega_p)^\alpha}, \quad (6)$$

where the normalization constant A is adjusted depending on the initial total magnetic energy $W_B(0)$, with the integral calculated in the range $10^{-3} < v_A k / \Omega_p < 8$. The large-wavenumber tails $v_A k / \Omega_p > 8$ of the spectrum shapes considered here do not contribute to the quasilinear plasma evolution. For these k values the waves are heavily damped as Fig. 1 shows specially for high values of $\beta_{\parallel} > 0.003$. Thus, if energy is stored at those k values, they are quickly transferred to the particles until the wave energy is depleted. For greater values of k , this process is faster. Therefore, most of the quasilinear evolution at late stages will be carried by energy transfer around $v_A k / \Omega_p = 1$ where the wave is marginally stable and an instability is likely to appear.

Figure 2 shows the quasilinear time evolution of the temperature anisotropy, the perpendicular β_{\perp} and parallel β_{\parallel} , and the total magnetic energy W_B . The initial conditions are chosen as $R(0) = 1$ and $\beta_{\parallel} = 0.1$, parameters that are close to the most observed values in the solar wind at 1 AU in which quasi-parallel propagation seems to be dominant [6]. For every magnetic shape spectrum, we also compare the effects of different values of the initial level of magnetic fluctuations $W_B(0) = 0.003$ through 0.1. According to linear theory, the plasma is stable for the chosen initial parameters. In fact, for $\beta_{\parallel} = 0.1$, an isotropic velocity distribution $R = 1$ has no free energy to excite an instability [see blue line in Fig. 1(c)]. Thus, we should expect that the temperatures will remain almost constant in time [52]. However, an striking feature for all the spectrum shapes, is that the anisotropy can grow in time if a sufficient level of magnetic energy is provided.

For an uniform spectrum of total level $W_B(0) = 0.1$ (blue lines in Fig. 2), the anisotropy can grow up to high values $R \simeq 5$ in a small time frame. This results in a sharp increase in the perpendicular beta from $\beta_{\perp} = 0.1$ to ≈ 0.16 , and consistently a rapid fall in the parallel $\beta_{\parallel} = 0.1$ towards ≈ 0.03 . Afterwards, the anisotropy decreases while β_{\parallel} rises, both steadily, towards a quasi-stationary state around $R \simeq 3$ and $\beta_{\parallel} \approx 0.6$. We note that this anisotropy growth is not as explosive for a Lorentzian (with $\alpha = 5/3$, right column in Fig. 2) and a Gaussian spectrum (middle column) compared to a uniform spectrum, although they all relax to a final state around the same temperature anisotropy. This shows that high levels of a power spectrum may play a role on the regulation of the temperature anisotropies observed in different plasma environments.

For a smaller value of $W_B(0) = 0.03$ (orange lines in Fig. 2), the anisotropy also grows until it reaches a stationary state around $R \simeq 3$. However, this growth is monotonous and does not show a sharp increase nor a saturation in the early stages of the simulation, compared with $W_B(0) = 0.1$. Similarly, β_{\parallel} decreases almost monotonically from 0.1 towards 0.05. For even smaller values of the magnetic field intensity, e.g. $W_B(0) = 0.01, 0.003, 0.001$ (green, red, and purple lines in Fig. 2), the anisotropy growth is limited and a stationary stage is reached at lower values near $R \simeq 1$. As $W_B(0)$ is lowered to noise levels $W_B(0) < 10^{-5}$ (not shown), the anisotropy and other parameters remain almost constant, which is consistent with the fact that the plasma is in an equilibrium state for $\beta_{\parallel} = 0.1$, $R = 1$, and low levels of the magnetic energy. In all

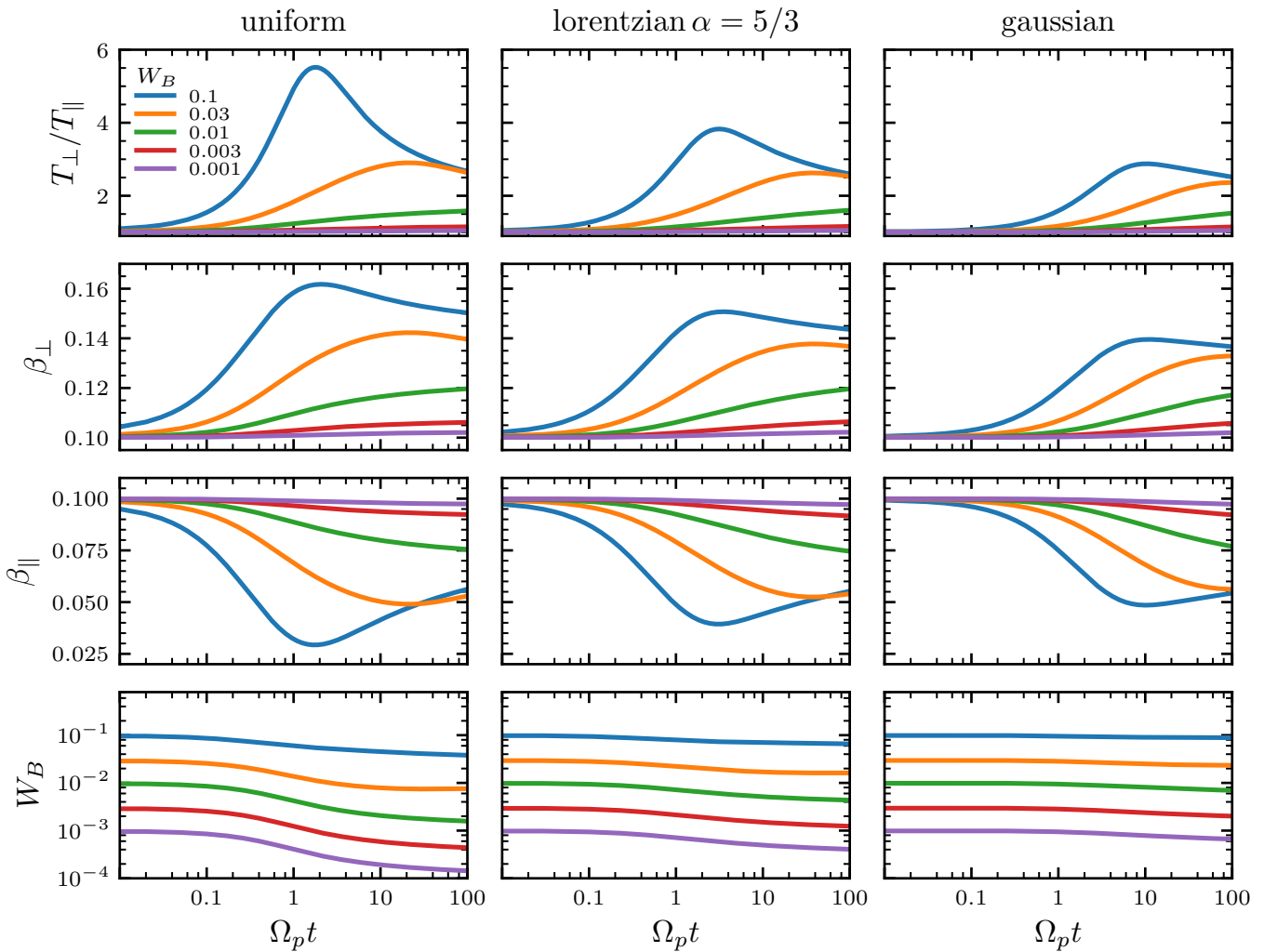


Figure 2. Quasilinear evolution of (upper row) the temperature anisotropy, (second row) perpendicular β_{\perp} , (third row) parallel β_{\parallel} , and (lower row) total magnetic energy. Initial conditions for all cases were chosen as $\beta_{\parallel}(0) = 0.1$, $R(0) = 1$, and different values of the initial magnetic energy: (blue) $W_B(0) = 0.001$, (orange) $W_B(0) = 0.003$, (green) $W_B(0) = 0.01$, (red) $W_B(0) = 0.03$, and (purple) $W_B(0) = 0.1$. Each column shows (left) a uniform, (middle) $\alpha = 5/3$ Lorentzian, and (right) Gaussian initial background spectrum. Time and W_B axes are in logarithmic scale.

cases, we observe that the total magnetic energy decreases monotonously, meaning that the quasilinear approximation is valid through every simulation runs.

In the earlier stages of the simulation runs, most of the energy transfer from the waves to the particles occurs at $v_A k / \Omega_p \gtrsim 2$ since, according to the linear dispersion relation, the ACWs are heavily damped. This explains why a sufficient level of magnetic energy can heat the particles such that the anisotropy rises. Also, in this wavenumber range an initially uniform wave spectrum stores more energy compared to the Lorentzian one, meaning that the former can transfer more energy to particles compared to the latter in the same time lapse. A similar description holds as the Lorentzian is more energetic than the Gaussian in the $v_A k / \Omega_p \gtrsim 2$ range, explaining why the anisotropy can reach higher values for the uniform spectrum compared to the Lorentzian and Gaussian cases. After the field energy is exhausted for long wavenumbers, the anisotropy saturates. If this occurs for anisotropy values in which a kinetic instability is excited, which should happen around $v_A k / \Omega_p = 1$, then the energy transfer is reversed from the particles to the wave so

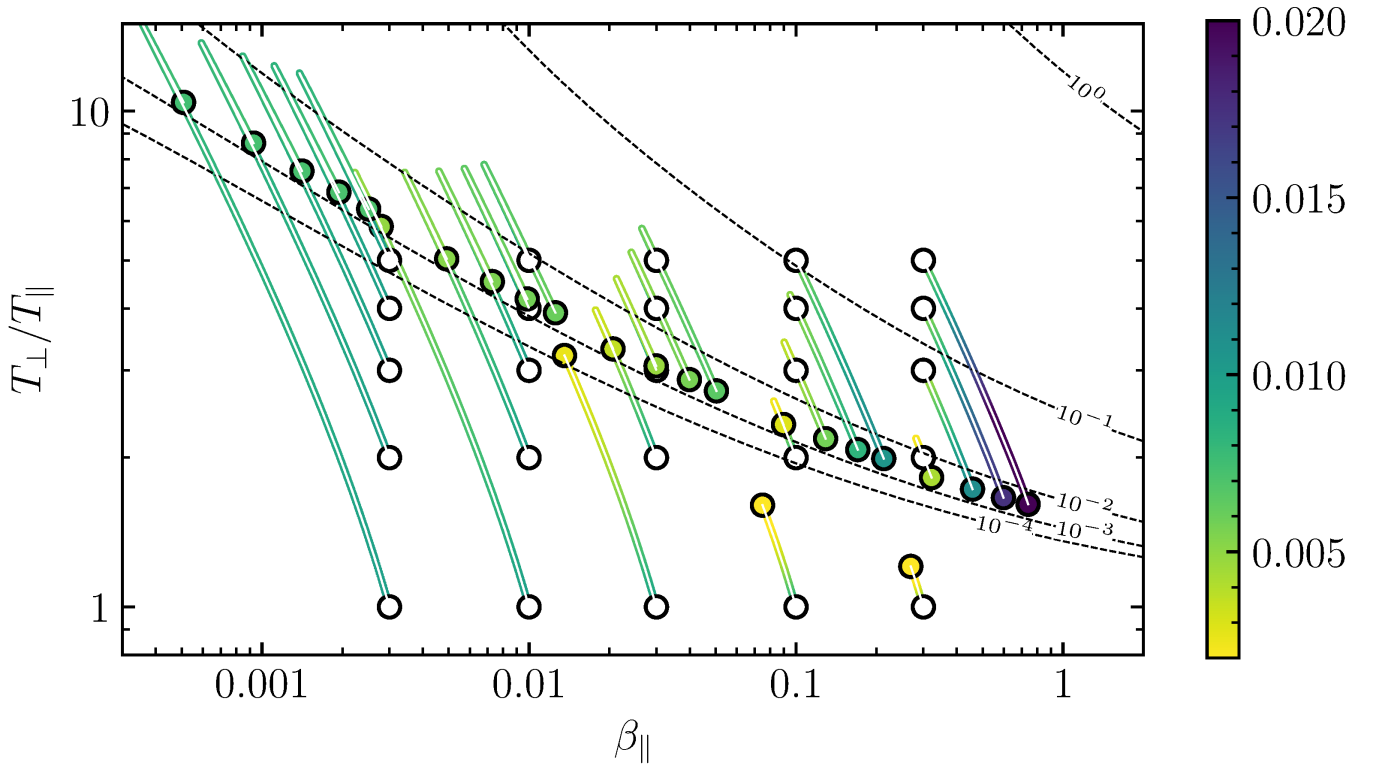


Figure 3. Quasilinear evolution of the proton β_{\parallel} and anisotropy T_{\perp}/T_{\parallel} . Initial conditions (white circles) were chosen evenly spaced in the range $0.003 \leq \beta_{\parallel} \leq 0.3$ and $1 \leq T_{\perp}/T_{\parallel} \leq 5$, with a uniform magnetic wave spectrum of power $W_B(0) = 0.01$ for all cases. The colorbar represents the instantaneous value of $W_B(t)$. Dashed lines are contours of the proton-cyclotron instability with maximum growth-rates $\gamma/\Omega_p = 10^{-4}$ through 10^0 , as calculated from the dispersion relation Eq. (1). Colorized circles correspond to the final (stationary) state of the plasma simulations.

that the anisotropy starts to decrease, and the wave energy around $v_A k / \Omega_p = 1$ grows at an instantaneous growth-rate 2γ . However, as Fig. 2 shows, this localized wave energy growth does not translate to total growth in W_B , probably because other parts of the spectrum are still transferring energy to the particles. If the saturated anisotropy is not enough to excite kinetic instabilities, or if the instability is weak, then energy transfer becomes a slow process and the plasma reaches a quasi-stationary state just after saturation, as shown in all cases with $W_B \leq 0.03$ in Fig. 2.

Figure 3 shows the time evolution of β_{\parallel} , T_{\perp}/T_{\parallel} , and W_B . A set of numerical simulations with evenly spaced initial conditions were chosen in the range $0.003 \leq \beta_{\parallel} \leq 0.3$ and $1 \leq T_{\perp}/T_{\parallel} \leq 5$, marked with white circles, with an initial uniform magnetic wave spectrum of power $W_B(0) = 0.01$ for all cases. The colored lines represent the quasilinear path of the system in the diagram, and their colors represent the instantaneous magnetic energy W_B . The colored circles represent the final state of the system at $\Omega_p t = 150$, long after the system has reached a stationary state, with color matching the instantaneous W_B .

A subset of these initial conditions can excite an instability as shown in Figs. 1(c) and (d). Thus, in Fig. 3, contours of the maximum growth-rate γ_{\max}/Ω_p are included as segmented lines. For numerical reasons, we will refer to the contour $\gamma/\Omega_p = 10^{-4}$ as the instability threshold, and points below this line will be considered as stable according to the numerical solutions of the dispersion relation Eq. (1). In general, the simulations with initial conditions below the instability threshold evolve so that the wave energy W_B decreases monotonously from $W_B(0) = 0.1$ to values between $0.002 < W_B(t_{\text{sat}}) < 0.1$, which is

consistent with results from Fig. 2. On the other hand, for initially unstable conditions, the magnetic energy W_B rises up to values below $W_B < 0.02$.

In almost all simulated cases starting below the instability threshold, β_{\parallel} drops rapidly while the temperature anisotropy increases to high values above the stability thresholds. Afterwards, the magnetic wave power is not enough to supply energy to protons, so that T_{\perp}/T_{\parallel} slowly relaxes towards values where the maximum growth-rate of the ACW instability is of the order of $\gamma/\Omega_p \simeq 0.001$. Of all the cases, however, there are three exceptions for $R(0) = 1$ and $\beta_{\parallel}(0) = 0.03, 0.1$, and 0.3 , whose evolution reaches the final stationary state far below the instability threshold because the initial supplied energy $W_B(0) = 0.1$ is insufficient to push the system to higher anisotropies. This may explain why most of the observed plasma parameters in the solar wind are close to $\beta_{\parallel} = 1$ and $R = 1$, since plasmas in this state are not heavily influenced by the background spectrum.

Notice that for simulations starting far below or far above the instability threshold, e.g. $\beta_{\parallel}(0) = 0.003$ and $R(0) = 1$, or $\beta_{\parallel}(0) = 0.3$ and $R(0) = 5$, the anisotropy can grow up to very high values above the instability thresholds. This effect is damped as the starting anisotropy is near the instability threshold. Thus, the effects of the starting anisotropy, which is a measure of the free energy available to excite an instability, can compete with the effects of the starting magnetic energy to regulate the anisotropy growth. Although not shown here, the quasilinear evolution in the cases of a Gaussian or Lorentzian power spectrum are similar. They all excite some level of proton perpendicular heating in the initial stage of the simulations, and then relax slowly towards a quasi-stationary state near the instability threshold, with properties similar to the ones shown in Fig. 2.

In summary, we have illustrated how the initial shape magnetic field background spectrum can produce different results on the evolution of macroscopic parameters of the plasma. However, solar wind observations show that the plasma is mostly in a state below the instability thresholds, far from the isotropic state [4, 38], with a non-negligible level of magnetic fluctuations [6, 52], and that the magnetic field has a spectral break around the ion inertial length [19, 20]. The inertial range $v_A k/\Omega_p < 1$ typically shows a Kolmogorov-like spectrum $B_k^2 \propto k^{-5/3}$. For ion or sub-ions scales (in the kinetic range) the turbulent spectrum steepens to $k^{-\alpha}$, with $\alpha \geq 2.0$, arguably due to the characteristics of the dispersion relation of Alfvén or other waves in that range. Thus, the results presented here for three arbitrary spectral shapes may not remain the same when a solar wind-like spectrum is considered. This will be the focus of the next section.

4 NUMERICAL RESULTS. THE EFFECT OF A TURBULENT SPECTRUM WITH A SPECTRAL BREAK

Here we compute the quasilinear relaxation considering a solar wind-like spectrum including a spectral break at the ion inertial range scale, given by:

$$|B_k(0)|^2 = \begin{cases} Ak^{-5/3} & v_A k/\Omega_p < 1, \\ Ak^{-\alpha} & v_A k/\Omega_p > 1, \end{cases} \quad (7)$$

where A is chosen depending on the initial total magnetic energy $W_B(0)$, with the integral calculated in the range $10^{-3} < v_A |k|/\Omega_p < 8$. In addition, following observations mentioned in the Introduction section we have considered four values of the spectral index, namely $\alpha = 5/3, 7/3, 9/3$, and $11/3$. Notice that the case with $\alpha = 5/3$ corresponds to fluctuations without a break spectrum, which is unrealistic as a break is

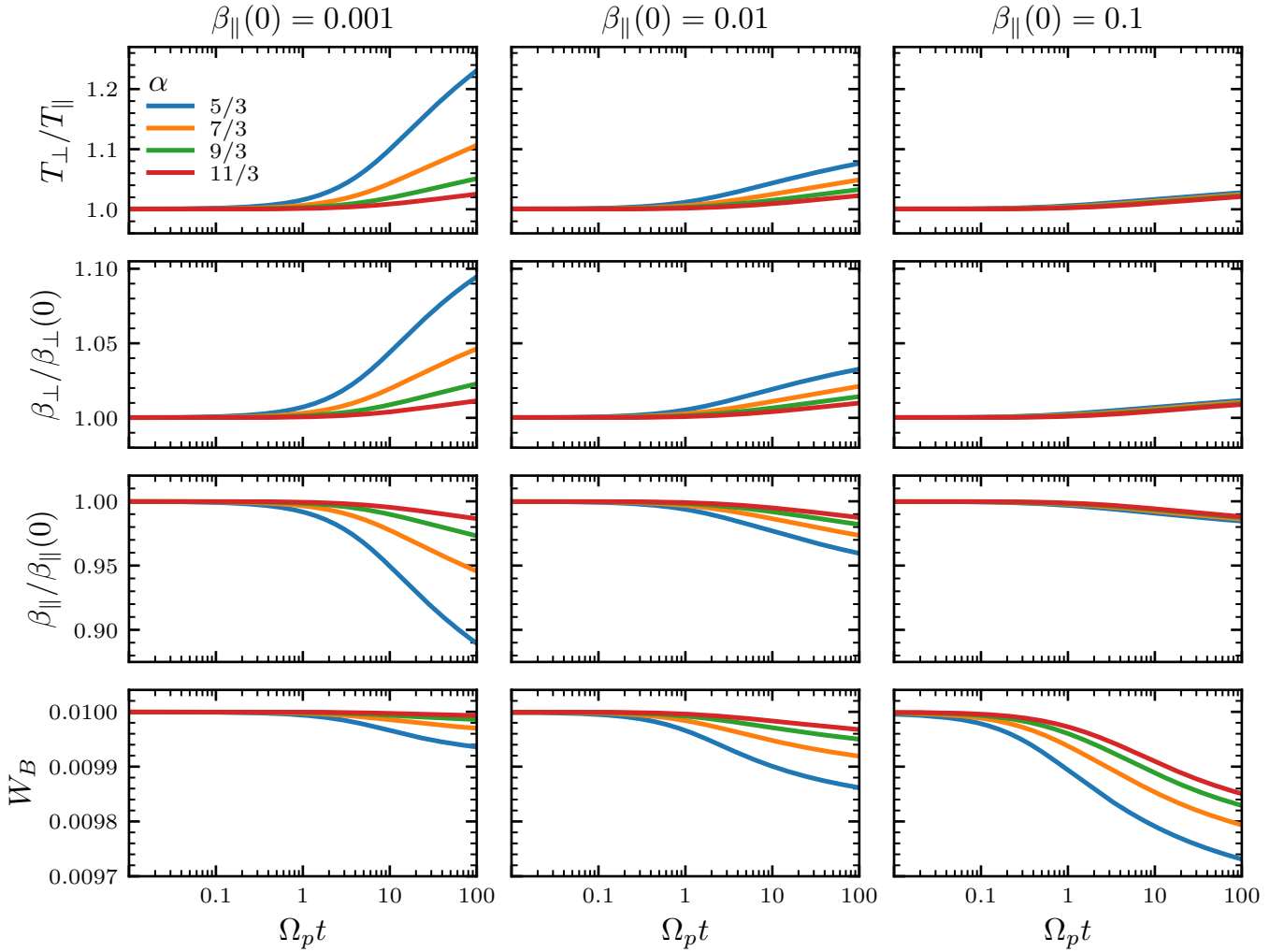


Figure 4. Quasilinear evolution of T_{\perp}/T_{\parallel} , β_{\perp} , β_{\parallel} , and total magnetic energy W_B for a solar-wind like spectrum Eq. (7) with different values of $5/3 \leq \alpha \leq 11/3$. Initially, $T_{\perp}/T_{\parallel}(0) = 1$, $W_B(0) = 0.01$, and (left column) $\beta_{\parallel}(0) = 0.001$, (middle column) $\beta_{\parallel}(0) = 0.01$, and (right column) $\beta_{\parallel}(0) = 0.1$.

always observed around the ion characteristic scales and the spectrum is always steeper than $\alpha = 5/3$ at smaller scales. Nevertheless we include such case for comparison purposes.

In what follows, the initial anisotropy and total magnetic energy are chosen as $R(0) = 1$ and $W_B(0) = 0.01$ for all simulation runs. For an initially low $\beta_{\parallel}(0) = 0.001$, Fig. 4 (left column) shows that the proton distribution is cooled in the parallel direction with respect to the background magnetic field, as the parallel β_{\parallel} decreases in time. Similarly, protons are heated in the transverse direction for all tested values of α . It is interesting to note that the magnetic energy decreases just 1% from the initial value, but causing a monotonous growth in the temperature anisotropy from $T_{\perp}/T_{\parallel} = 1$ to $\simeq 1.2$ for a $\alpha = 5/3$. For more realistic values of α , this parallel cooling and transverse heating is less efficient. This can be explained as a steepened magnetic field spectrum for $v_A k / \Omega_p > 1$ do not contain enough energy to be transferred to the particles compared to the $\alpha = 5/3$ case.

For $\beta_{\parallel}(0) = 0.01$ and 0.1 , we see in Fig. 4 that the parallel cooling and transverse heating still occurs. It is worth noticing that the magnetic energy actually decreases more, but the parallel cooling and transverse heating is less efficient than in cases with the same value of α and lower $\beta_{\parallel}(0) = 0.001$. Comparing with

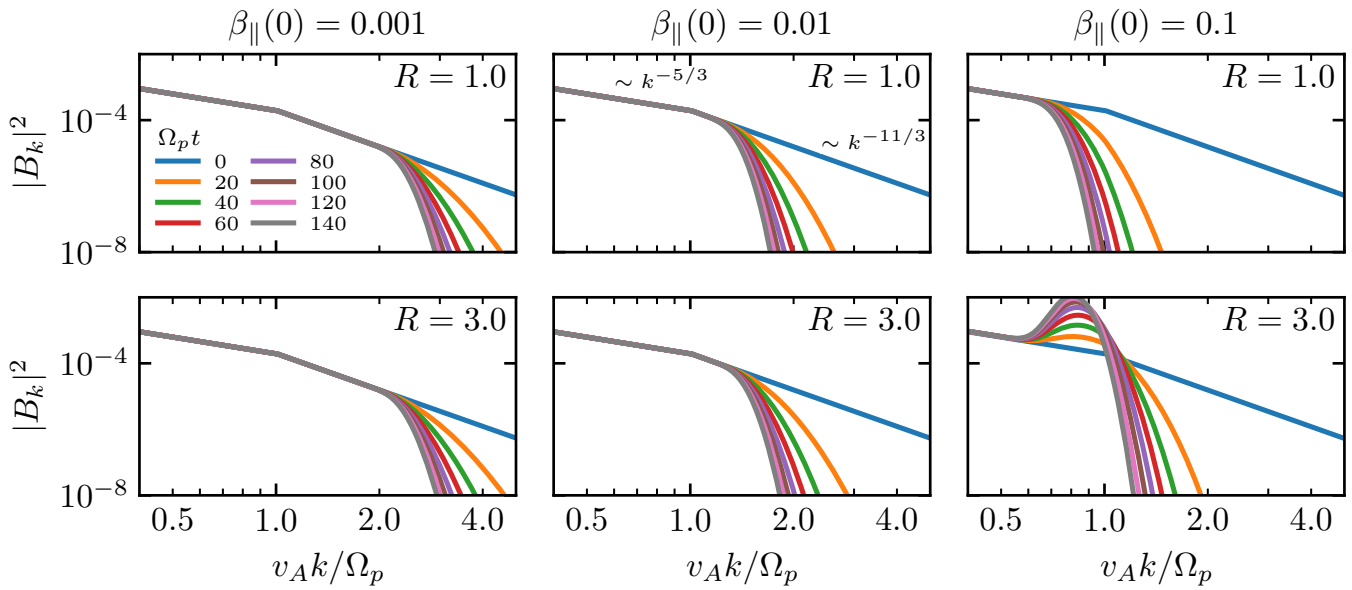


Figure 5. Spectral wave energy $|B_k|^2$ as a function of the normalized wavenumber $v_A k / \Omega_p$ for several time steps. Initial conditions are $W_B(0) = 0.01$ for a solar wind-like spectrum with $\alpha = 11/3$. (top) $R(0) = 1$ and (bottom) $R(0) = 3$. (left) $\beta_{\parallel}(0) = 0.001$, (middle) $\beta_{\parallel}(0) = 0.01$, and (right) $\beta_{\parallel}(0) = 0.1$.

Fig. 3, we see that all three cases $\beta_{\parallel} = 0.001, 0.01$, and 0.1 , with $T_{\perp}/T_{\parallel} = 1$, correspond to linearly stable plasmas. However, $\beta_{\parallel} = 0.1$ is closer to the instability thresholds, meaning that the quasilinear evolution in this case takes shorter times to reach a stationary state near the stability margins. However, the temperature evolution seems to be independent of α , at least in the cases we tested for high $\beta_{\parallel}(0) \geq 0.1$.

Finally, Fig. 5 shows the spectral wave energy density at several intermediate time steps between $\Omega_p t = 0$ and $\Omega_p t = 140$, considering the initial conditions $R(0) = 1$, $W_B(0) = 0.01$, $\alpha = 11/3$, and the same three values of $\beta_{\parallel}(0)$ as in Fig. 4. We have also added a second row of plots for $R(0) = 3$, in which an instability arises for $\beta_{\parallel}(0) = 0.1$. For other values of α , the description of these figures are almost identical. As time goes on, the wave spectrum is dampened for high values of k in all cases, which is consistent with results of Fig. 1. For $\beta_{\parallel}(0) = 0.001$, the spectral break is unmodified at all times of the simulation run, but the spectrum steepens for $v_A k / \Omega_p > 2$ for both $R(0) = 1$ and 3 . For $\beta_{\parallel}(0) = 0.01$ and $R(0) = 1$ and 3 , this happens at $v_A k / \Omega_p > 1.2$ and the spectral break is still visible. For $\beta_{\parallel}(0) = 0.1$, the wave spectrum becomes smooth around $v_A k / \Omega_p = 1$ so the spectral break disappears. In all these cases, transference of energy from the wave to protons results in a monotonous drop in magnetic energy as discussed in Fig. 4.

For $\beta_{\parallel}(0) = 0.1$ and $R(0) = 3$, in the first stages of the simulation the electromagnetic wave loses energy at high values of $v_A k / \Omega_p > 1$ as in the previous cases. However, since the wave is unstable in this case around $0.6 < v_A k / \Omega_p \lesssim 1.2$ [see green line in Fig. 1(c)], then the magnetic field amplitude starts to grow for those wavenumbers resulting in a bump in the spectral wave energy just below the spectral break. Although not shown here, since the initial condition is unstable the temperature anisotropy decreases and β_{\parallel} increases, which is consistent with the discussion of Fig. 3. Comparing with Fig. 1, this implies that the range of unstable wavenumbers shifts towards smaller values, which in turns means that the bump in the spectral wave energy also shifts to smaller values of k . At the same time, previously unstable modes with high k become damped, thus the wave transfers energy to protons for values of $v_A k / \Omega_p > 1$, resulting in a steep spectrum near the initial spectral break. At larger times and since the rate at which the wave damps is

negligible compared to its growth, this results in a total growth of magnetic energy (not shown) which is consistent with the description of Fig. 3 for plasmas starting in an unstable state.

5 DISCUSSION AND CONCLUSIONS

Turbulence is ubiquitous in space environments and any relaxation process should occur in the presence of a background turbulent magnetic spectrum, e.g. relaxation to quasi-stationary states out of thermodynamic equilibrium, non-Maxwellian characteristics in poorly collisional plasmas, and temperature anisotropy regulation by micro-instabilities or other processes, among others. Here, we have focused on the possible effects of a magnetic field background spectrum on the quasilinear relaxation of the Alfvén ion-cyclotron temperature anisotropy instability. We have compared four different choices of the initial magnetic field spectrum shape $|B_k|^2$: (a) uniform noise, (b) Lorentzian, (c) Gaussian, and (d) the more realistic solar wind-like spectrum with a spectral break at $v_A k / \Omega_p = 1$ and the kinetic ion or sub-ion range $v_A k / \Omega_p > 1$ with a steepened spectrum $\propto k^{-\alpha}$ with varying $\alpha > 5/3$.

Considering a plasma composed of bi-Maxwellian protons and cold electrons, with electromagnetic fluctuations propagating along a background magnetic field \vec{B}_0 , it is shown that all the spectrum shapes considered here can heat protons preferentially in the direction perpendicular with respect to \vec{B}_0 , provided the initial wave has enough energy power to be transferred to protons, even if the plasma is initially stable. Thus, isotropic protons can be heated towards high anisotropies $T_\perp / T_\parallel > 1$. If T_\perp / T_\parallel reaches high enough values, then an Alfvén-cyclotron instability is excited during the quasilinear evolution. Afterwards, the anisotropy production saturates and the plasma relaxes to a quasi-stationary state with a maximum instability growth-rate is $\gamma / \Omega_p \approx 10^{-3}$. If the initial wave energy is insufficient then kinetic instabilities are not excited, although transverse heating may still occur.

It is noted that for simulations starting far below the instability threshold (defined here as the contour where $\gamma_{\max} / \Omega_p = 10^{-4}$ in the β_\parallel and T_\perp / T_\parallel parameter space), the anisotropy grows, and β_\parallel and the wave energy are reduced, such that the final quasi-stationary state lies near the instability thresholds. This means that simulations of stable protons ($T_\perp / T_\parallel = 1$) starting with low $\beta_\parallel < 0.01$ experience stronger perpendicular heating compared to simulations starting with $\beta_\parallel > 0.01$ for the same initial wave energy W_B . For higher values of $\beta_\parallel > 0.1$, a wave energy $W_B < 0.1$ may not be sufficient to be transferred to protons, as it must compete with kinetic effects as measured by the beta parameter, thus the quasi-stationary state is reached for anisotropy values far below the instability thresholds although transverse heating can still be observed. On the other hand, simulations where the plasma is initially unstable (for anisotropies above the instability thresholds), the kinetic instability is dominant over the effects of energy transfer from the turbulent wave to protons. This results in an effective transverse cooling, i.e. reduction of the anisotropy and growth of β_\parallel . The wave energy also grows due to the presence of the instability. Nevertheless, and similarly to the previous description, the quasilinear evolution reaches a stationary state around the instability thresholds. Thus, there exists competition between the energy transfer from turbulent waves and the presence of kinetic instabilities, and they are effectively balanced near the instability thresholds.

Our numerical results show that the proton transverse heating by the waves is efficient depending on the energy stored in the tail of the magnetic spectrum ($v_A k / \Omega_p > 1$ which lies in the kinetic range). This happens because the waves are heavily damped in the kinetic range according to the linear kinetic dispersion relation, and energy transfer from the waves to protons should occur first for those wavenumbers according to the quasilinear description. As anticipated from the previous results, in the case of a solar wind-like turbulent power-law spectra with a spectral break, the perpendicular heating is more effective for lower values of α as the tails of the spectrum can store more energy to be transferred to the particles. For

values of $\beta_{\parallel}(0) > 0.01$, transverse preferential heating still occurs, however it seems to be independent of α , and it is less efficient than for lower values of $\beta_{\parallel}(0) < 0.01$. This means that for high values of β_{\parallel} , the shape of the wave spectrum is less relevant for perpendicular heating, and other kinetic effects become dominant.

In summary, our results suggest that a sufficient level of turbulent magnetic spectrum, can drive an initially stable proton plasma towards higher values of the temperature anisotropy, i.e. far from thermodynamic equilibrium and preventing the plasma to remain in an isotropic state. This implies that some the plasma parcels may be found in a stationary state with $T_{\perp}/T_{\parallel} > 1$, as has been observed in the Earth's magnetosphere or the solar wind. However, measurements of solar wind protons at different space environments show that proton velocity distributions can also exhibit anisotropic states with $T_{\perp}/T_{\parallel} < 1$ [6]. There are several possible explanations for this apparent discrepancy, as in this work we have not considered other effects that can effectively reduce the production of anisotropy, or compete with the Alfvén-cyclotron instability and the turbulent energy transfer, but are nonetheless worth of study. For example, radial expansion from the Sun [41, 59, 60], collisional effects [30], the role compressive fluctuations [61], oblique propagation or mirror instabilities [36], firehose instabilities, other non-Maxwellian distributions such as kappa distributions, the presence of heavy ions [47], or the effects of kinetic electrons. Also, the amplitude of magnetic fluctuations decays mostly with β_{\parallel} [6, 52], imposing a severe restriction on the wave energy available for anisotropy production in space plasmas. Nevertheless, these results suggest a possible mechanism to explain why the solar wind plasma can be observed near the instability thresholds or far from thermodynamic equilibrium.

CONFLICT OF INTEREST STATEMENT

The authors declare that the research was conducted in the absence of any commercial or financial relationships that could be construed as a potential conflict of interest.

AUTHOR CONTRIBUTIONS

Both authors planned, outlined, researched, and wrote the manuscript.

FUNDING

This work was supported by ANID, Chile, through FONDECYT grants No. 11180947 (R.E.N.), and No. 1191351 (P.S.M), and CONICYT-PAI grant No. 79170095 (R.E.N).

DATA AVAILABILITY STATEMENT

The original contributions presented in the study are included in the article/supplementary material, further inquiries can be directed to the corresponding author/s.

REFERENCES

- [1] Spitzer L. *Physics of fully ionized gases* (New York: John Wiley & Sons, Inc.) (1962).
- [2] Marsch E, Goldstein H. The effects of Coulomb collisions on solar wind ion velocity distributions. *J. Geophys. Res.* **88** (1983) 9933–9940. doi:10.1029/JA088iA12p09933.
- [3] Klimontovich YL. Physics of collisionless plasma. *Physics-Uspekhi* **40** (1997) 21.
- [4] Kasper JC, Lazarus AJ, Gary SP. Wind/SWE observations of firehose constraint on solar wind proton temperature anisotropy. *Geophys. Res. Lett.* **29** (2002) 20–1–20–4. doi:10.1029/2002GL015128.
- [5] Marsch E. Kinetic physics of the solar corona and solar wind. *Living Rev. Solar Phys.* **3** (2006). doi:10.12942/lrsp-2006-1.

- [6] Bale SD, Kasper JC, Howes GG, Quataert E, Salem C, Sundkvist D. Magnetic fluctuation power near proton temperature anisotropy instability thresholds in the solar wind. *Phys. Rev. Lett.* **103** (2009) 211101. doi:10.1103/PhysRevLett.103.211101.
- [7] Bruno R, Carbone V. The solar wind as a turbulence laboratory. *Living Rev. Solar Phys.* **10** (2013) 2. doi:10.12942/lrsp-2013-2.
- [8] Heinemann M. Role of collisionless heat flux in magnetospheric convection. *Journal of Geophysical Research: Space Physics* **104** (1999) 28397–28410. doi:10.1029/1999JA900401.
- [9] Matsumoto Y, Hoshino M. Turbulent mixing and transport of collisionless plasmas across a stratified velocity shear layer. *Journal of Geophysical Research: Space Physics* **111** (2006). doi:10.1029/2004JA010988.
- [10] Espinoza CM, Stepanova M, Moya PS, Antonova EE, Valdivia JA. Ion and electron κ distribution functions along the plasma sheet. *Geophys. Res. Lett.* **45** (2018) 6362–6370. doi:10.1029/2018GL078631.
- [11] Gary SP. *Theory of Space Plasma Microinstabilities* (Cambridge University Press) (1993). doi:10.1017/CBO9780511551512.
- [12] Moya PS, Pinto VA, Viñas AF, Sibeck DG, Kurth WS, Hospodarsky GB, et al. Weak kinetic Alfvén waves turbulence during the 14 November 2012 geomagnetic storm: Van Allen Probes observations. *Journal of Geophysical Research: Space Physics* **120** (2015) 5504–5523. doi:10.1002/2014JA020281.
- [13] Narita Y, Roberts OW, Vörös Z, Hoshino M. Transport ratios of the kinetic alfvén mode in space plasmas. *Frontiers in Physics* **8** (2020) 166. doi:10.3389/fphy.2020.00166.
- [14] Sahraoui F, Goldstein ML, Belmont G, Canu P, Rezeau L. Three dimensional anisotropic k spectra of turbulence at subproton scales in the solar wind. *Physical Review Letters* **105** (2010) 131101. doi:10.1103/PhysRevLett.105.131101.
- [15] Chen CHK. Recent progress in astrophysical plasma turbulence from solar wind observations. *Journal of Plasma Physics* **82** (2016) 535820602. doi:10.1017/S0022377816001124. 535820602.
- [16] González CA, Parashar TN, Gomez D, Matthaeus WH, Dmitruk P. Turbulent electromagnetic fields at sub-proton scales: Two-fluid and full-kinetic plasma simulations. *Physics of Plasmas* **26** (2019) 012306. doi:10.1063/1.5054110.
- [17] Maneva Y, Viñas AF, Moya PS, Wicks RT, Poedts S. Dissipation of parallel and oblique alfvén-cyclotron waves—implications for heating of alpha particles in the solar wind. *Astrophys. J.* **814** (2015) 33.
- [18] Papini E, Franci L, Landi S, Verdini A, Matteini L, Hellinger P. Can hall magnetohydrodynamics explain plasma turbulence at sub-ion scales? *The Astrophysical Journal* **870** (2019) 52. doi:10.3847/1538-4357/aaf003.
- [19] Chen CHK, Leung L, Boldyrev S, Maruca BA, Bale SD. Ion-scale spectral break of solar wind turbulence at high and low beta. *Geophysical Research Letters* **41** (2014) 8081–8088. doi:10.1002/2014GL062009.
- [20] Wang X, Tu CY, He JS, Wang LH. Ion-scale spectral break in the normal plasma beta range in the solar wind turbulence. *Journal of Geophysical Research: Space Physics* **123** (2018) 68–75. doi:10.1002/2017JA024813.
- [21] Franci L, Landi S, Matteini L, Verdini A, Hellinger P. Plasma beta dependence of the ion-scale spectral break of solar wind turbulence: High-resolution 2d hybrid simulations. *The Astrophysical Journal* **833** (2016) 91. doi:10.3847/1538-4357/833/1/91.
- [22] Gamayunov KV, Engebretson MJ, Zhang M, Rassoul HK. Source of seed fluctuations for electromagnetic ion cyclotron waves in earth’s magnetosphere. *Advances in Space Research* **55**

- (2015) 2573–2583.
- [23] Chaston CC, Bonnell JW, Wygant JR, Mozer F, Bale SD, Kersten K, et al. Observations of kinetic scale field line resonances. *Geophysical Research Letters* **41** (2014) 209–215. doi:10.1002/2013GL058507.
 - [24] Alexandrova O, Carbone V, Veltri P, Sorriso-Valvo L. Small-scale energy cascade of the solar wind turbulence. *The Astrophysical Journal* **674** (2008) 1153–1157. doi:10.1086/524056.
 - [25] Goldstein ML, Wicks RT, Perri S, Sahraoui F. Kinetic scale turbulence and dissipation in the solar wind: key observational results and future outlook. *Phil. Trans. R. Soc. A* **373** (2015) 20140147. doi:10.1098/rsta.2014.0147.
 - [26] Franci L, Sarto DD, Papini E, Giroul A, Stawarz JE, Burgess D, et al. Evidence of a "current-mediated" turbulent regime in space and astrophysical plasmas (2020) arXiv:2010.05048 preprint.
 - [27] Franci L, Landi S, Matteini L, Verdini A, Hellinger P. High-resolution hybrid simulations of kinetic plasma turbulence at proton scales. *The Astrophysical Journal* **812** (2015) 21. doi:10.1088/0004-637x/812/1/21.
 - [28] Cerri SS, Grošelj D, Franci L. Kinetic plasma turbulence: Recent insights and open questions from 3d3v simulations. *Frontiers in Astronomy and Space Sciences* **6** (2019) 64. doi:10.3389/fspas.2019.00064.
 - [29] Viñas AF, Moya PS, Navarro RE, Valdivia JA, Araneda JA, Muñoz V. Electromagnetic fluctuations of the whistler cyclotron and firehose instabilities in a Maxwellian and Tsallis-kappa-like plasma. *J. Geophys. Res.* **120** (2015). doi:10.1002/2014JA020554.
 - [30] Yoon PH. Kinetic instabilities in the solar wind driven by temperature anisotropies. *Reviews of Modern Plasma Physics* **1** (2017) 4. doi:10.1007/s41614-017-0006-1.
 - [31] Weibel ES. Spontaneously growing transverse waves in a plasma due to an anisotropic velocity distribution. *Phys. Rev. Lett.* **2** (1959) 83–84. doi:10.1103/PhysRevLett.2.83.
 - [32] Sagdeev R, Shafranov V. On the instability of a plasma with an anisotropic distribution of velocities in a magnetic field. *J. Exptl. Theoret. Phys. (U.S.S.R.)* **29** (1960) 181.
 - [33] Kennel CF, Petschek HE. Limit on stably trapped particle fluxes. *J. Geophys. Res.* **71** (1966) 1–28. doi:10.1029/JZ071i001p00001.
 - [34] Viñas AF, Goldstein ML, Acuña MH. Spectral analysis of magnetohydrodynamic fluctuations near interplanetary shocks. *J. Geophys. Res.* **89** (1984) 3762–3774. doi:10.1029/JA089iA06p03762.
 - [35] Brinca AL, Tsurutani BT. Unusual characteristics of electromagnetic waves excited by cometary newborn ions with large perpendicular energies. *Astron. Astrophys.* **187** (1987) 311–319.
 - [36] Yoon PH. Quasilinear evolution of Alfvén-ion-cyclotron and mirror instabilities driven by ion temperature anisotropy. *Phys. Fluids B* **4** (1992) 3627–3637.
 - [37] Moya PS, Navarro R, Viñas AF, Muñoz V, Valdivia JA. Weak turbulence cascading effects in the acceleration and heating of ions in the solar wind. *Astrophys. J.* **781** (2014) 76.
 - [38] Hellinger P, Trávníček P. Parallel and oblique proton fire hose instabilities in the presence of alpha/proton drift: Hybrid simulations. *J. Geophys. Res.* **111** (2006) A01107. doi:10.1029/2005JA011318.
 - [39] Hellinger P, Trávníček PM, Decyk VK, Schriver D. Oblique electron fire hose instability: Particle-in-cell simulations. *J. Geophys. Res.* **119** (2014) 59–68. doi:10.1002/2013JA019227.
 - [40] Adrian ML, Viñas AF, Moya PS, Wendel DE. Solar wind magnetic fluctuations and electron non-thermal temperature anisotropy: Survey of wind-swept observations. *The Astrophysical Journal* **833** (2016) 49.
 - [41] Moya PS, Viñas AF, Muñoz V, Valdivia JA. Computational and theoretical study of the wave-particle interaction of protons and waves. *Ann. Geophys.* **30** (2012) 1361–1369. doi:10.5194/

- angeo-30-1361-2012.
- [42] Dasso S, Milano LJ, Matthaeus WH, Smith CW. Anisotropy in fast and slow solar wind fluctuations. *The Astrophysical Journal* **635** (2005) L181–L184. doi:10.1086/499559.
 - [43] Horbury TS, Forman MA, Oughton S. Spacecraft observations of solar wind turbulence: an overview. *Plasma Physics and Controlled Fusion* **47** (2005) B703–B717. doi:10.1088/0741-3335/47/12b/s52.
 - [44] Bale SD, Kellogg PJ, Mozer FS, Horbury TS, Reme H. Measurement of the electric fluctuation spectrum of magnetohydrodynamic turbulence. *Phys. Rev. Lett.* **94** (2005) 215002. doi:10.1103/PhysRevLett.94.215002.
 - [45] Horbury TS, Forman M, Oughton S. Anisotropic scaling of magnetohydrodynamic turbulence. *Phys. Rev. Lett.* **101** (2008) 175005. doi:10.1103/PhysRevLett.101.175005.
 - [46] Gomberoff L, Muñoz V, Valdivia JA. Ion cyclotron instability triggered by drifting minor ion species: Cascade effect and exact results. *Planet. Space Sci.* **52** (2004) 679–684.
 - [47] Navarro RE, Muñoz V, Valdivia JA, Moya PS. Feasibility of ion-cyclotron resonant heating in the solar wind. *The Astrophysical Journal* **898** (2020) L9. doi:10.3847/2041-8213/aba0ae.
 - [48] Gary SP, Tokar RL. The second-order theory of electromagnetic hot ion beam instabilities. *J. Geophys. Res.* **90** (1985) 65–72. doi:10.1029/JA090iA01p00065.
 - [49] Fried BD, Conte SD. *The Plasma Dispersion Function* (San Diego, California: Academic) (1961).
 - [50] Muller DE. A Method for Solving Algebraic Equations Using an Automatic Computer. *Mathematical Tables and Other Aids to Computation* **10** (1956) 208–215. doi:10.2307/2001916.
 - [51] Astudillo HF. High-order modes of left-handed electromagnetic waves in a solar-wind-like plasma. *J. Geophys. Res.* **101** (1996) 24433.
 - [52] Navarro RE, Moya PS, Muñoz V, Araneda JA, Viñas AF, Valdivia JA. Solar wind thermally induced magnetic fluctuations. *Phys. Rev. Lett.* **112** (2014) 1–5. doi:10.1103/PhysRevLett.112.245001.
 - [53] Moya PS, Muñoz V, Rogan J, Valdivia JA. Study of the cascading effect during the acceleration and heating of ions in the solar wind. *J. Atmos. Solar-Terr. Phys.* **73** (2011) 1390–1397.
 - [54] Jian LK, Moya PS, Viñas AF, Stevens M. Electromagnetic cyclotron waves in the solar wind: Wind observation and wave dispersion analysis. *AIP Conference Proceedings* **1720** (2016) 040007. doi:10.1063/1.4943818.
 - [55] Wicks RT, Alexander RL, Stevens M, III LBW, Moya PS, Viñas A, et al. A proton-cyclotron wave storm generated by unstable proton distribution functions in the solar wind. *The Astrophysical Journal* **819** (2016) 6.
 - [56] Krall NA, Trivelpiece AW. *Principle of Plasma Physics* (San Francisco Press Inc.) (1986).
 - [57] Stix T. *Waves in Plasmas* (American Institute of Physics) (1992).
 - [58] Yoon PH, Seough JJ, Kim KH, Lee DH. Empirical versus exact numerical quasilinear analysis of electromagnetic instabilities driven by temperature anisotropy. *J. Plasma Phys.* **78** (2012) 47–54. doi:10.1017/S0022377811000407.
 - [59] Hellinger P, Matteini L, Landi S, Verdini A, Franci L, Trávníček PM. Plasma turbulence and kinetic instabilities at ion scales in the expanding solar wind. *The Astrophysical Journal* **811** (2015) L32. doi:10.1088/2041-8205/811/2/L32.
 - [60] Yoon PH, Sarfraz M. Interplay of electron and proton instabilities in expanding solar wind. *Astrophys. J.* **835** (2017) 246. doi:10.3847/1538-4357/835/2/246.
 - [61] Yan H, Lazarian A. Cosmic ray transport through gyroresonance instability in compressible turbulence. *The Astrophysical Journal* **731** (2011) 35. doi:10.1088/0004-637x/731/1/35.