

# Neuro-Symbolic Representations for Video Captioning: A Case for Leveraging Inductive Biases for Vision and Language

Hassan Akbari<sup>1\*</sup>, Hamid Palangi<sup>2</sup>, Jianwei Yang<sup>2</sup>, Sudha Rao<sup>2</sup>, Asli Celikyilmaz<sup>2</sup>,  
Roland Fernandez<sup>2</sup>, Paul Smolensky<sup>2</sup>, Jianfeng Gao<sup>2</sup>, and Shih-Fu Chang<sup>1</sup>

<sup>1</sup>Columbia University

{ha2436, sc250}@columbia.edu

<sup>2</sup>Microsoft Research

{hpalangi, jianwei.yang, sudha.rao, aslicel, rfernand, psmo, jfgao}@microsoft.com

## Abstract

Neuro-symbolic representations have proved effective in learning structure information in vision and language. In this paper, we propose a new model architecture for learning multi-modal neuro-symbolic representations for video captioning. Our approach uses a dictionary learning-based method of learning relations between videos and their paired text descriptions. We refer to these relations as relative roles and leverage them to make each token role-aware using attention. This results in a more structured and interpretable architecture that incorporates modality-specific inductive biases for the captioning task. Intuitively, the model is able to learn spatial, temporal, and cross-modal relations in a given pair of video and text. The disentanglement achieved by our proposal gives the model more capacity to capture multi-modal structures which result in captions with higher quality for videos. Our experiments on two established video captioning datasets verifies the effectiveness of the proposed approach based on automatic metrics. We further conduct a human evaluation to measure the grounding and relevance of the generated captions and observe consistent improvement for the proposed model. The codes and trained models can be found at <https://github.com/hassanhub/R3Transformer>.

## 1. Introduction

Generating natural language sentences grounded in a given context, experience or modality (e.g., grounded in vision) is of great importance and presents unique challenges [9, 24, 25, 49]. From the initial works on image captioning (generating sentences grounded in a given scene) [72, 76, 21] to more modern works that leverage object detectors and neural scene graphs [4, 36, 77] and large scale transformer based pretraining [64, 17, 38, 80], the common

\*This work was conducted during the first author’s internship at MSR

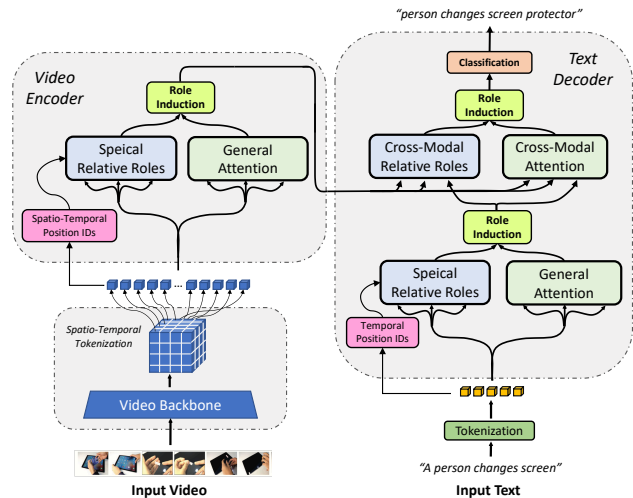


Figure 1. High-level illustration of the proposed architecture. The key idea in this architecture is adding a module that induces a bias toward relative roles of each token in each modality. This, beside the conventional multi-head attention (named general attention in this figure) forms a strong model that leverages such biases in multi-modal data.

goal is to learn a unified semantic representation that captures the information from both modalities. Learning such representations is even more challenging for video captioning given the complicated nature of videos and changing dynamics among entities and their interactions over time [62, 34, 2]. Significant gains reported in the literature for image or video captioning systems usually come from a combination of the following components: (i) a better vision backbone, for example the evolution from Scale-Invariant Feature Transform (SIFT) [41] to pretrained Convolutional Neural Networks (CNNs) on ImageNet, to object detectors and neural scene graphs pretrained on Stanford’s Visual Genome [35] (ii) a better language backbone, for

example the evolution from bag of words, to Long Short-Term Memory (LSTM) to Bidirectional Encoder Representations from Transformers (BERT) and Generative Pre-trained Transformers (GPT-(1-2-3)) [18, 51, 52, 10] (iii) an effective alignment mechanism, for example from an attention mechanism originally proposed for machine translation [6] and leveraged for image captioning [76], to self attention used in Transformers on the top text tokens (e.g., words or subwords) and visual tokens (e.g., object features).

In this work we study the effect of a specific inductive bias for video captioning. The intuition comes from the fact that for every given dataset there are a set of *objects* and *actions* that carry the most important information required to complete the task. For example, in the cooking domain important objects are usually the ingredients and the actions are predicates like ‘frying’ or ‘boiling’. In other domains however the set of salient *objects* and *actions* can be quite different and pretrained vision backbones might not offer enough coverage for object types or action types. We want to leverage the most universal representation so that we do not need to pretrain a separate object detector for every video domain and at the same time to be able to *disentangle* the actions from entities in the model for the given domain. We hypothesized (and later verified through experiments) that this type of *disentanglement* will improve the performance and result in a more interpretable representation.

To achieve this we propose to leverage an inductive bias that forces the model to learn a set of discrete *roles* through vector quantization that represent the types of interaction among visual tokens. This is fundamentally based on and inspired from the inductive bias introduced in Tensor Product Representations (TPRs) [59] in natural language processing where the hypothesis is that the grammar and semantics of a language should be decomposed and ideally represented separately.

The proposed video captioning model includes the three common components of all captioning systems, a vision backbone for which we use voxels as our visual tokens, a language backbone for which we use transformers and variants of them, and an alignment mechanism for which we use both self attention and proposed relative role representations. Our contributions in this work are:

- Introducing an inductive bias that forces the model to discretize (using vector quantization) the set of concepts (*roles*) it leverages for performing the video captioning task.
- Proposing a role-aware attention mechanism which helps to identify important *roles* to focus on while generating captions
- Performing analysis on the learned *roles* and identifying that in many cases they are attracted to particular predicates.

## 2. Related Works

The pioneering methods for video captioning mainly exploit templates [26, 32, 54]. In [32], the authors build a hierarchy of actions and translate the detected human action into natural language texts based on syntactic rules. [26] extends the hierarchy to a more semantic one to enable the description of arbitrary activities based on zero-shot recognition. In [54], the authors exploited a conditional random field (CRF) to model the relationships between different components of video inputs, and formulate video captioning as a machine translation problem.

In the light of deep learning techniques, many methods use a sequence-to-sequence architecture for video captioning [71, 70, 47, 75]. In [70], the authors use a convolutional neural network (CNN) to extract the features of video frames and then feed them to a deep recurrent neural network for step-by-step caption generation. As an extension, S2VT [70] uses LSTMs [27] on the decoder side and the encoder side as well. To emphasize the different importance of video frames, Yao *et al.* further proposed a temporal attention mechanism to attend to different temporal regions for each word generation [78]. Besides the required coherence between a video and sentence, LSTM-E further adds another constraint to ensure relevance between them [47]. In this work, the authors also augment the video features with 3D CNNs [66]. A followup work fuses three modalities — frame, motion and audio — to further strengthen the visual representations [75]. Along this line, many works improve video captioning by either designing a better visual encoder [16, 40, 12, 1, 15] or language decoder [79, 50, 73]. Of particular interest are [28, 63] which combine a sequence-to-sequence model with old-fashioned template methods for model grounding video caption generation.

Inspired by the success of the transformer [68] and BERT [19] in the language community recently, an increasing number of works resort to a transformer-based architecture for video captioning. In [83], the authors proposed an end-to-end dense video captioning method with a masked transformer. Similarly, [14] replaces the transitional RNNs with transformers on both the encoder and decoder sides, while [37] proposes a memory-augmented recurrent transformer for generating more coherent dense video captions. All these works still train the models on a specific dataset. In [61], the authors proposed VideoBert and demonstrated that pretraining a video-language representation on a large-scale dataset can significantly boost the video captioning performance. Similar findings are also discussed in some following works such as UniVL [42] and ActBert [84].

In this work, we also use a transformer-based architecture. However, our model is built upon TPRs [59, 60, 55, 43, 23, 46, 45, 13, 44] recently introduced into deep learning. TPRs have a specific structure that can disentangle grammar

from semantics in language. However, the original TPRs do not explicitly encode the inter-token relationships and thus neglect the interplay between different parts of videos, *e.g.*, the interactions between two persons. In this paper, we further propose a new module to explicitly model the interactions which proves to be particularly effective in the video captioning task.

### 3. Methodology

This section introduces the proposed method and covers its various components as depicted in Figure 2 and Figure 3. The proposed architecture consists of two modules, special relativity, and general relativity. Each module will be described in detail and the proposed architecture for video captioning that leverages these modules will be presented afterwards.

#### 3.1. Special Relativity

The intuition behind this element is extracting relativity in a sequence of tokens (unimodal) or across tokens from a pair of sequences (cross-modal). The term “relativity” here refers to the very intuition of extracting the relation between a current token and its context (the rest of the tokens from either the same modality or another one). We refer to this relation as the token’s role in the whole sequence and design this element in a way that specifically discovers a pre-specified number of roles and assigns them to that very token, hence we name it special relativity. In order to achieve this, we first map inputs to a space called relativity space and then learn discrete latent variables to represent each token by their role in the sequence as presented in Figure 2.

##### 3.1.1 Relativity Space

The special relativity block gets a sequence of tokens as input and adds a specific positional embedding to the tokens at each position. It then attends to the context of each token and extracts the relative representation considering these fine-grained positional embeddings. We propose to leverage spatio-temporal representations (voxels) for a given video segment as we believe spatial information plays an important role and should not be neglected through average pooling. Hence, the proposed method includes a modality-specific positional encoding and learns spatial positional embeddings as well. For the visual tokens coming from video, spatio-temporal positions are encoded as:

$$E(t, x_0, y_0, x_1, y_1) = e_t^T + e_{[C_y.N].N+[C_x.N]}^{RC} + e_{[L_y.N].N+[L_x.N]}^{RS} \quad (1)$$

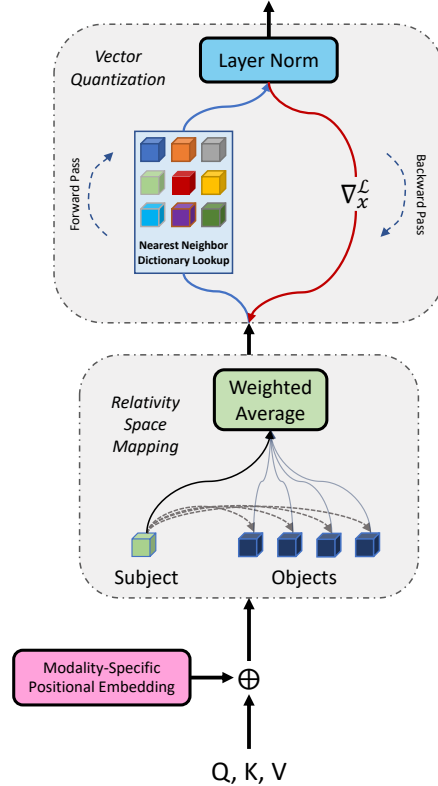


Figure 2. An illustration of Special Relativity module. This module tries to assign a relative role (predicate) to each token (subject) with respect to its surrounding context (objects).

where:

$$C_y = \frac{y_0 + y_1}{2}, C_x = \frac{x_0 + x_1}{2}, \quad (2)$$

$$L_y = |y_1 - y_0|, L_x = |x_1 - x_0|$$

$N^2$  represents maximum number of spatial buckets (think of an  $N \times N$  grid). Equation 1 divides the frame at time  $t$  into  $N \times N$  regions and encodes a bounding box in the frame (represented by  $[x_0, y_0, x_1, x_2]$ ) by assigning its center and shape to  $N$  possible buckets at each dimension. Similarly, temporal locations are assigned to  $T$  possible buckets. Finally, each bucket is represented by a learnable vector  $e_i \in \mathbb{R}^{d_{model}}$  within an embedding lookup, hence we have three learnable embedding matrices  $E^T$ ,  $E^{RC}$ , and  $E^{RS}$  for temporal, region center and region size, respectively. On the other side, in text, we only use temporal location embedding lookup and only learn the first term of Eq. 1 separately and dedicated for text specifically. These representations are calculated once throughout the model and are fed into each special relativity layer.

In order to calculate relativity, the model attends to the context of each token using a conventional multi-head attention [68]. Inspired by the Encoder-Decoder architecture

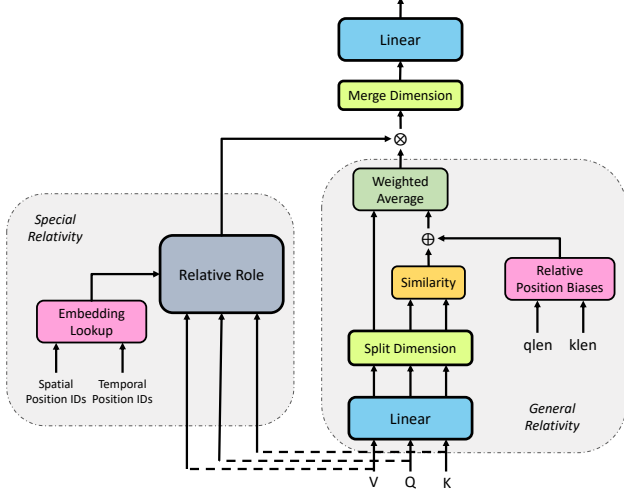


Figure 3. Our proposed Multi-Head Attention layer for extracting Relative Role Representations (R3)

[68], we propose self-relativity and cross-relativity, where in the former we find unimodal relativity representations for each token and in the latter we incorporate grounding into the realm of relativity. Assume we are feeding  $Q_{in}$ ,  $K_{in}$ , and  $V_{in}$  as inputs to the proposed layer, then the multi-head relativity is calculated for each head as follows:

$$\begin{aligned} Q_S^h &= Q_{in}^h W_q^h, \\ K_S^h &= K_{in}^h W_k^h, \\ V_S^h &= V_{in}^h W_v^h \end{aligned} \quad (3)$$

Per-head relativity of the given tokens is calculated as:

$$X_S^h = \text{Softmax}\left(\frac{Q_S^h K_S^{hT}}{\sqrt{d_k}}\right) V_S^h \quad (4)$$

where  $d_k$  represents the dimension of the relativity and is used as a normalization factor in the Softmax function for more robust representations with respect to variance [68].  $X_S^h$  represents the per-head relativity for the given input tokens.

### 3.1.2 Discrete Latent Variables

Once we have the representations in relativity space, the next step is learning a set of discrete latent variables, which is referred as *roles* that will be learned during training. The intuition behind using discrete latent variables is to quantize the relativity space as a resemblance to a finite set of objects, subjects, and predicates in each modality. As we explain later, this concept can be extended to cross-modal relations similarly. In order to quantize the relativity space, we utilize a nearest neighbor lookup and backpropagate the gradient by straight-through estimation [8]. We first define

a latent embedding space  $E \in \mathbb{R}^{K \times d_k}$ , where  $K$  is the size of the latent variable space. Equivalently, it could be seen as a  $K$ -way categorical representation [67]. Given a vector in the relativity space,  $x^h \in \mathbb{R}^{d_k}$ , the discrete latent variables  $z_q^h$  are calculated as follows:

$$z_q^h(x^h) = e_n ; n = \arg \max_j e_j^T \cdot x^h \quad (5)$$

This means that the posterior categorical distribution  $q(z|x)$  probabilities are defined as:

$$q(z = n|x) = \begin{cases} 1 & \text{for } n = \arg \max_j e_j^T \cdot x^h, \\ 0 & \text{otherwise} \end{cases}$$

More specifically, we choose a deterministic approach for calculating latent variables, however more sophisticated non-deterministic categorical reparameterizations can be utilized to better model uncertainties [29]. We leave such approaches for future studies.

As shown in Equation 5, vector quantization is performed per-head and each head chooses from a shared pool of dictionary words  $e_j$ . Hence, the resulting concatenated vector,  $z_q$ , has  $K^H$  number of possibilities in the quantized space. We tried per-head separate dictionary similar to [5], but did not observe any improvements in our final results. Moreover, we normalize vectors  $x^h$  and  $e_j$  before quantization to avoid variance biases during training. Using the inner product instead of euclidean distance in Equation 5 enables us to perform dictionary lookup more efficiently on GPUs while achieving similar results.

Since Equation 5 is not differentiable with respect to  $x^h$ , following [67] we use straight-through estimation, where the quantized vector ( $z_q^h$ ) is fed to the next layers during the forward pass while the gradients are calculated with respect to continuous vectors ( $x^h$ ) during the backward pass. This can be achieved by re-writing Equation 5 as:

$$z_q^h(x^h) = sg(e_n - x^h) + x^h ; n = \arg \max_j e_j^T \cdot x^h \quad (6)$$

where  $sg$  stands for StopGradient, an implementation terminology, that cuts the flow of gradients from that point during backward pass. Finally, we add *commitment loss* and *dictionary loss* terms to final model loss to ease the training [67]:

$$\mathcal{L}_Q = \underbrace{\|sg(x^h) - e_n\|_2^2}_{\text{dictionary loss}} + \beta \underbrace{\|sg(e_n) - x^h\|_2^2}_{\text{commitment loss}} \quad (7)$$

Since this constraint is only applied on the *chosen* dictionary word,  $e_n$ , and not other words in the dictionary (at each backward pass), we observed that applying dropout on the

dictionary lookup similarities ( $e_j^T \cdot x^h$ ) makes model training more robust. This basically reduces the affect of initialization bias and avoids the model from propagating gradient only over a few chosen dictionary words repeatedly.

### 3.2. General Relativity

This module performs a multi-head attention on the input sequence and scales them by attention scores. The intuition behind using this module is contextualizing both uni-modal and cross-model representations. In contrast to Special Relativity, we put no constraint on this module, hence assuming that this module extracts the general context in input sequences and Special Relativity further garnishes those information by special relative roles. We utilize the best architecture explored in [53], where  $Q$ ,  $K$ , and  $V$  are calculated using Equation 3 (with different learnable weights) while the per-head representations are modulated by a relative positional bias as follows:

$$X_G^h = \text{Softmax}(Q_G^h K_G^{hT} + b^h) V_G^h \quad (8)$$

where  $b^h$  is a learnable bias lookup which maps a finite set of buckets to a scalar bias. These buckets are calculated based on the relative distance of the tokens in  $Q_G^g$  and  $K_G^g$  or the "key-query" offsets [57]. We utilize one bias lookup for encoder and two for decoder. Each of these are only calculated in the first layers and are propagated through the rest of the layers. We refer to [53] for more details and the benefit of these choices.

### 3.3. Relative Role Representations (R3)

Figure 3 shows our proposed architecture that utilizes representations from Special Relativity and General Relativity modules. We utilize a Hadamard product as an estimation of Tensor product [55] to garnish general representations with special relative representations and achieve a TP representation as below:

$$R^h = X_S^h \odot X_G^h \quad (9)$$

where  $R^h$  is the per-head relative role-aware representation. The per-head representations are later merged in to one space and are followed by a linear mapping to form the final multi-head attention output,  $R$ . We call our multi-head attention module R3-MHA and build Transformer encoder and decoder layers similar to [68]. For the rest of the paper, we refer to our proposed architecture as R3-Transformer and call the baseline (General Relativity-only MHA) Transformer.

## 4. Experiments

This section describes the experimental setup and how the proposed method is evaluated on two established video

captioning datasets, including justifications for the choices made. Please note that each model was trained from scratch on the given dataset, there was no vision-language pretraining and each model was trained using the same captioning loss. Through our experiments the goal was to answer the following questions:

- Does the proposed architecture perform better than Transformers for video captioning?
- Is the performance improvement observed across different domains?
- What type of information is stored in the learned *roles*?
- Does the model generate better captions in the eyes of human evaluators?

### 4.1. Datasets

#### 4.1.1 YouCook2

This dataset contains 2000 videos gathered from YouTube and includes 89 different recipes for cooking [81]. The overall duration is 176 hours with an average of 5.26 minutes per video. Each video is divided into multiple segments, and each segment is annotated with a text description (caption) without any other context (e.g. previous segments). The overall number of segments is 14k, and each segment has an average duration of 30 seconds and 10 tokens. Following [58], we split the data into 1,261 training videos and 439 test videos. This results in 9,776 training segments (video-text pairs) and 3,369 test segments.

Even though the segments have an average of 30 seconds and 10 tokens, given the histogram of these variables across all samples (shown in Appendix A.2), we pad each segment to a maximum of 50 seconds and 50 tokens (zero pad if shorter, clip if longer).

#### 4.1.2 ActivityNet Captions

The ActivityNet Captions dataset [33] includes 100k dense natural language descriptions of 20k videos from the original ActivityNet dataset [11], summing to an overall duration of 849 hours. Similar to YouCook2, this dataset has multiple segments per video. However, the descriptions for each segment considers the context from previous segments in addition to a precise timing annotation for each segment, which is the main reason that this dataset is used for dense captioning. Each segment has an average of 36 seconds and 20 tokens. We choose a maximum length of 100 seconds for video frames and 50 tokens for text descriptions (see Appendix A.2), and use ground-truth segmentation annotations without any context from previous segments in our experiments.

Method	Dataset	B@1	B@2	B@3	B@4	METEOR	ROUGE	CIDEr	SPICE
Bi-LSTM [82]	YouCook II	-	-	-	0.87	8.15	-	-	-
EMT [83]		-	-	-	4.38	<b>11.55</b>	27.44	38.00	-
UniVL [42]		25.73	13.55	7.35	4.09	10.01	27.24	45.89	13.12
Transformer [53]		24.30	12.24	6.23	3.37	9.43	26.19	41.68	13.20
R3-Transformer (ours)		<b>25.74</b>	<b>13.67</b>	<b>7.61</b>	<b>4.50</b>	10.19	<b>28.17</b>	<b>50.22</b>	<b>14.45</b>
LSTM-YT [70]	ActivityNet	18.22	7.43	3.24	1.24	6.56	-	14.86	-
S2VT [71]		20.35	8.99	4.60	2.62	7.85	-	20.97	-
DCEV [34]		20.74	9.29	4.76	2.75	8.14	-	23.43	-
Transformer [53]		21.28	9.86	5.23	3.06	8.66	18.94	20.72	10.87
R3-Transformer (ours)		<b>23.53</b>	<b>11.65</b>	<b>6.54</b>	<b>4.01</b>	<b>9.78</b>	<b>20.42</b>	<b>29.68</b>	<b>13.20</b>

Table 1. Captioning performance comparison among different methods trained on the YouCook II and ActivityNet datasets. All methods were trained from scratch and no multimodal pre-training was performed before the video captioning training task. Our results on ActivityNet are segment-based, which means no previous segments or captions were participating in generating future captions.

## 4.2. Experimental Setup

### 4.2.1 Feature Representations

We normalize all video clips to 32 fps, resize the frames to 124 on their smaller dimension, and apply a central crop of  $112 \times 112$  on the resulting clips. In order to extract video features, we first prepare our own video backbone by fine-tuning a SlowFast-50 network [22] on the Kinetics-400 dataset [30] with the same pre-processing approach. The video model uses  $\alpha = 8, \tau = 8$ , hence each clip fed to the network has a duration of 64 frames. Instead of using the classification features of SlowFast, we apply a temporal pooling with kernel and stride size of 4 on the temporal dimension of 3D feature maps from the Slow pathway. Similarly, we apply a temporal pooling on the outputs of the Fast pathway, but multiply the pooling kernel and stride size of  $\tau$  to have a feature map with the same dimensionality as the Slow pathway. We then concatenate these features and apply a spatial average pooling with kernel size of 2 with *valid* padding to form an overall 3D feature representation of size  $2 \times 3 \times 3 \times 2304$  per clip. This feature corresponds to 9 regions across 2 seconds of video content and overall it results in 18 tokens. We studied different sampling rates and features and found these parameters to be the ones that deliver the best results on validation splits. On the text side, we use a pre-trained T5 tokenizer which tokenizes each sentence to wordpiece tokens with special tokens including "`</s>`" (eos), "`<pad>`", and "`<mask>`". Beginning of sentence (bos) is coded with the "`<pad>`" token. We use a pre-trained embedding lookup trained for T5-base [53] and fine-tune it in our experiments. T5-tokenizer is based on the Huggingface implementation of T5 [74] and performs WordPiece tokenization [56] for a given string.

### 4.2.2 Training and Evaluation

We implemented our models from scratch in Tensorflow 2.3, while borrowing SlowFast implementation logic from [20], and Transformer from [74].

Training loss function is defined as a combination of VQ loss and causal conditional masked language modeling as follows:

$$\mathcal{L}(\theta) = -E_{t_i \sim \hat{\mathbf{t}}} \log p_{\theta}(t_i | t_{<i}, \hat{\mathbf{t}}, \mathbf{v}) + \mathcal{L}_{\mathcal{Q}} \quad (10)$$

where the left term is the cross-entropy loss defined based on the probability distribution from the text decoder. This can be seen as a next word prediction task given a masked text ( $\hat{\mathbf{t}}$ ) conditioned on video ( $\mathbf{v}$ ), hence a combination of conditional masked language modeling and language reconstruction. We tried alternative optimization of these two tasks but found no gain in final results. We trained our model using Adam optimizer [31] with a fixed learning rate, since warmup and decay provided no gain in our experiments. We found that each dataset requires its own training parameters for an efficient performance, hence we conducted an extensive ablation study and found best combination of parameters for each dataset. Please refer to A.2 for more details. Evaluation is performed by first calculating the encoder states for a given video and then autoregressively generating the caption using the decoder conditioned on the video states. We use the implementation in [74] with no repetition penalty, length penalty, or early stopping. We cap the maximum length of the generated captions to 50 tokens (same as the training maximum length). We found a greedy decoding giving the best results (based on automatic captioning metrics).

## 4.3. Results

### 4.3.1 Sentence Generation Automatic Evaluation

For a thorough quantitative evaluation of the models, we utilize 8 established automatic evaluation metrics, BLEU (1-4) [48], METEOR [7], ROUGE [39], CIDEr [69], and SPICE [3]. Results on YouCook II and ActivityNet are presented in Table 1. For both datasets results using our implementation of the Transformer (T5) [53] for video captioning are also reported which is used as our baseline. Our proposed

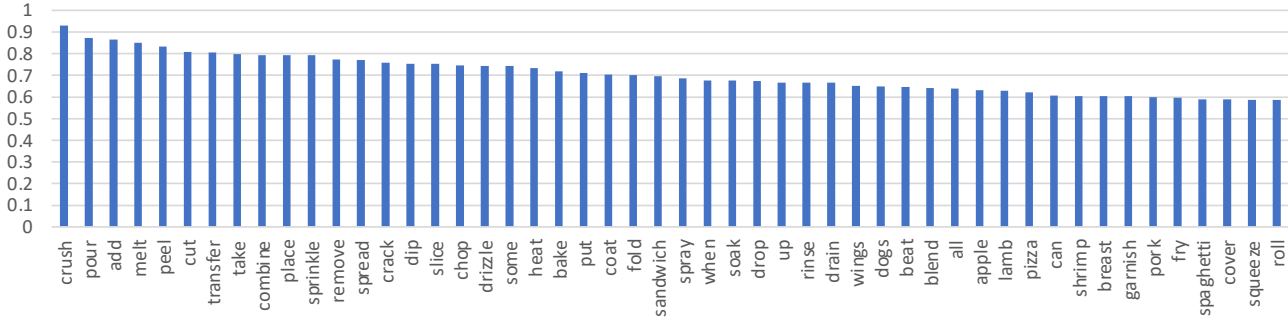


Figure 4. Probability of selecting the same role (vertical axis) given the generated word (horizontal axis) for the YouCook II evaluation set.

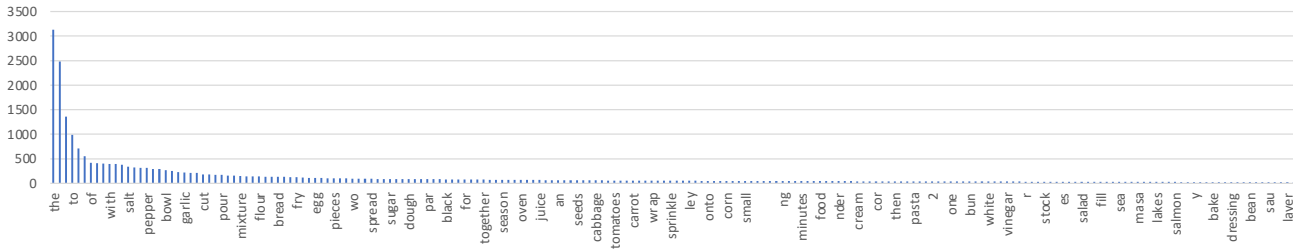


Figure 5. Word frequency for the YouCook II evaluation set.

model, R3-Transformer consistently outperforms the baseline Transformer on both datasets. We also observe similar trend when comparing R3-Transformer with state-of-the-art methods. Please note that since we do not perform any language-vision pretraining, we only compare our model to train-from-scratch settings. Overall, these results provide evidence that the proposed model’s performance improvement is generalizable across different domains.

### 4.3.2 Analysis of Learned Relative Roles

To further analyze the nature of information captured by learned *relative roles*, which we refer as *roles* for simplicity from now on, we conducted an experiment where the following probability is computed across all samples of the evaluation set:

$$\max_k p(\text{role } \mathbf{k} \text{ was selected} | \text{word } \mathbf{w} \text{ was generated}) \quad (11)$$

It represents for each given word how many times *the same role* has been selected. Results on the full evaluation set of YouCook II are presented in Figure 4.

These results suggest that most of the time the learned *roles* are attracted to actions and predicates. This is consistent with our initial intuition for modelling where we leveraged the *relationships* among roles and also among visual tokens (voxels). To make sure this phenomenon is not happening because of the actions/predicates having higher fre-

quency in evaluation set, we performed a frequency analysis that is presented in Figure 5

Frequency analysis results in Figure 5 shows that the observation of the learned *roles* attracted to predicates is not due to the fact that they are more frequent words in the evaluation set and most probably is due to the specific way the proposed architecture is leveraging the semantic structure of the training data.

### 4.3.3 Further analysis based on predicates

The main intuition behind the *special relativity* module is inducing a bias in the model towards the relative role that each token has with respect to its surrounding context. As we saw in section 4.3.2, these roles turn to be mostly visual actions, which serves as important information in generating a caption. In this section, we investigate whether *predicates*, which also are among the learned roles, significantly contribute to the proposed model’s performance. For this experiment we use a standard tagger [65] to find Part Of Speech (POS) tags for all the ground truth captions in the YouCook II dataset. This will produce a POS tag per word in each caption, e.g., if the given word is a noun, verb, determiner, etc. We then merge different verb categories in the output of tagger to one category and refer to all of them as *predicates*. We count the number of predicates per ground truth caption and sort the captions based on the number of predicates found by POS tagger. Based on predicate counts, we con-

struct four subsets of evaluation set where we have at least 1, 2, 3, and 4 predicates in each set. The evaluation sets with a greater number of predicates are more challenging as they are usually longer captions with a more complex nature. Automatic evaluation is performed on each of the four evaluation sets separately. For each of the four sets, we then measure the normalized improvement percentage over the conventional Transformer. Figure 6 shows the improvement for each set, and as expected, the number of predicates in captions has a strong correlation with the amount of improvement that we gain over the baseline Transformer. This further verifies that R3-Transformer performs better in utilizing the role *predicate* as a strong inductive bias in learning how to caption a video. This argument becomes more evident when we look at the word-level accuracy (BLEU metric) improvement, which are significantly larger compared to other metrics.

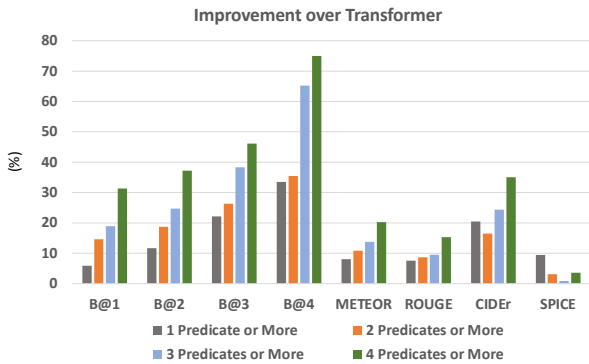


Figure 6. Effectiveness of the proposed model in generating more challenging predicate-heavy captions on 4 different evaluation sets. Vertical axis represents the percentage improvement over baseline of the proposed model for different evaluation sets.

#### 4.4. Human Evaluation

We conducted human study using Amazon Mechanical Turk to compare the captions generated by R3-Transformer with the ones by Transformer. 200 video segments were randomly sampled from each of the tests sets of YooCookII and ActivityNet datasets. For each video segment, the human annotators were presented with the video url and the captions generated by R3-Transformer and Transformer.<sup>1</sup> Each video segment was annotated by three annotators. We asked the annotators to compare the two captions on the following criteria:

- which caption is more relevant to the video
- which caption captures the right actions/objects in the video
- which caption is a fluent English sentence

<sup>1</sup>We shuffled the two captions each time to avoid any order bias.

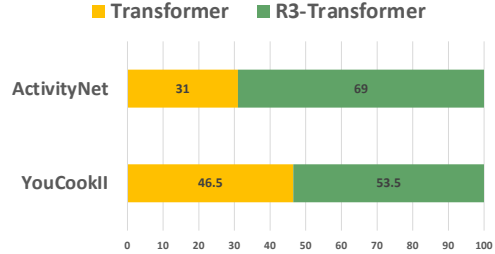


Figure 7. Results of pairwise comparison, as judged by human evaluators, between captions generated by Transformer and R3-Transformer on 200 video segments each from the test set of YouCookII and ActivityNet datasets.

Given two captions A and B, we asked the annotators to choose from the following options:

- Caption A is much better than caption B
- Caption A is slightly better than caption B
- Caption B is slightly better than caption A
- Caption B is much better than caption A

Figure 4.4 shows the results of this comparative analysis. For the video segments in ActivityNet dataset, human annotators preferred the captions generated by Transformer 31% of the time whereas they preferred the captions generated by R3-Transformer 69% of the time. For video segments in the YouCookII dataset, human annotators preferred the captions generated by Transformer 46.5% of the time whereas they preferred the captions generated by R3-Transformer 53.5% of the time. For more details about human evaluation refer to A.1.

## 5. Conclusion

In this work we proposed the use of a specific type of neuro-symbolic structure for video captioning. Our intuition was based on the assumption that for each given dataset there are limited number of predicates (*roles*) that should be *disentangled* from the rest of learned representations in the model. To achieve this we designed both a visual encoder and textual decoder to leverage the relationships among visual tokens (voxels), among words and among each other. We then used these relationships to define an attention mechanism over the *roles* in our model’s dictionary look up. Through experiments on two video captioning datasets from different domains, we made the case for better performance of the proposed model. Human evaluations were also conducted on both datasets and the results verified the improvement in generated captions’ quality. Our preliminary analysis on learned *roles* showed that most of the time they are attracted to predicates and action words.

### Acknowledgments

We would like to thank Nebojsa Jojic for his constructive discussions during the course of the project.



## References

- [1] Nayyer Aafaq, Naveed Akhtar, Wei Liu, Syed Zulqarnain Gilani, and Ajmal Mian. Spatio-temporal dynamics and semantic attribute enriched visual encoding for video captioning. In *Proceedings of the IEEE Conference on Computer Vision and Pattern Recognition*, pages 12487–12496, 2019. **2**
- [2] Nayyer Aafaq, Ajmal Mian, Wei Liu, Syed Zulqarnain Gilani, and Mubarak Shah. Video description: A survey of methods, datasets, and evaluation metrics. *ACM Comput. Surv.*, 52(6), Oct. 2019. **1**
- [3] Peter Anderson, Basura Fernando, Mark Johnson, and Stephen Gould. Spice: Semantic propositional image caption evaluation. In *European Conference on Computer Vision*, pages 382–398. Springer, 2016. **6**
- [4] Peter Anderson, Xiaodong He, Chris Buehler, Damien Teney, Mark Johnson, Stephen Gould, and Lei Zhang. Bottom-up and top-down attention for image captioning and visual question answering. In *Proceedings of the IEEE conference on computer vision and pattern recognition*, pages 6077–6086, 2018. **1**
- [5] Alexei Baevski, Steffen Schneider, and Michael Auli. vq-wav2vec: Self-supervised learning of discrete speech representations. *arXiv preprint arXiv:1910.05453*, 2019. **4**
- [6] Dzmitry Bahdanau, Kyunghyun Cho, and Yoshua Bengio. Neural machine translation by jointly learning to align and translate. *arXiv preprint arXiv:1409.0473*, 2014. **2**
- [7] Satyanjeev Banerjee and Alon Lavie. Meteor: An automatic metric for mt evaluation with improved correlation with human judgments. In *Proceedings of the acl workshop on intrinsic and extrinsic evaluation measures for machine translation and/or summarization*, pages 65–72, 2005. **6**
- [8] Yoshua Bengio, Nicholas Léonard, and Aaron Courville. Estimating or propagating gradients through stochastic neurons for conditional computation. *arXiv preprint arXiv:1308.3432*, 2013. **4**
- [9] Yonatan Bisk, Ari Holtzman, Jesse Thomason, Jacob Andreas, Yoshua Bengio, Joyce Chai, Mirella Lapata, Angeliki Lazaridou, Jonathan May, Aleksandr Nisnevich, et al. Experience grounds language. *arXiv preprint arXiv:2004.10151*, 2020. **1**
- [10] Tom B Brown, Benjamin Mann, Nick Ryder, Melanie Subbiah, Jared Kaplan, Prafulla Dhariwal, Arvind Neelakantan, Pranav Shyam, Girish Sastry, Amanda Askell, et al. Language models are few-shot learners. *arXiv preprint arXiv:2005.14165*, 2020. **2**
- [11] Fabian Caba Heilbron, Victor Escorcia, Bernard Ghanem, and Juan Carlos Niebles. Activitynet: A large-scale video benchmark for human activity understanding. In *Proceedings of the IEEE conference on computer vision and pattern recognition*, pages 961–970, 2015. **5**
- [12] Jingwen Chen, Yingwei Pan, Yehao Li, Ting Yao, Hongyang Chao, and Tao Mei. Temporal deformable convolutional encoder-decoder networks for video captioning. In *Proceedings of the AAAI Conference on Artificial Intelligence*, volume 33, pages 8167–8174, 2019. **2**
- [13] Kezhen Chen, Qiuyuan Huang, Hamid Palangi, Paul Smolensky, Kenneth D. Forbus, and Jianfeng Gao. Mapping natural-language problems to formal-language solutions using structured neural representations. In *ICML 2020*, July 2020. **2**
- [14] Ming Chen, Yingming Li, Zhongfei Zhang, and Siyu Huang. Tvt: Two-view transformer network for video captioning. In *Asian Conference on Machine Learning*, pages 847–862, 2018. **2**
- [15] Shaoxiang Chen and Yu-Gang Jiang. Motion guided spatial attention for video captioning. In *Proceedings of the AAAI Conference on Artificial Intelligence*, volume 33, pages 8191–8198, 2019. **2**
- [16] Yangyu Chen, Shuhui Wang, Weigang Zhang, and Qingming Huang. Less is more: Picking informative frames for video captioning. In *Proceedings of the European Conference on Computer Vision (ECCV)*, pages 358–373, 2018. **2**
- [17] Yen-Chun Chen, Linjie Li, Licheng Yu, Ahmed El Kholy, Faisal Ahmed, Zhe Gan, Yu Cheng, and JJ (Jingjing) Liu. Uniter: Universal image-text representation learning. In *16th European Conference Computer Vision (ECCV 2020)*, August 2020. **1**
- [18] Jacob Devlin, Ming-Wei Chang, Kenton Lee, and Kristina Toutanova. BERT: Pre-training of deep bidirectional transformers for language understanding. In *Proceedings of the 2019 Conference of the North American Chapter of the Association for Computational Linguistics: Human Language Technologies, Volume 1 (Long and Short Papers)*, pages 4171–4186, Minneapolis, Minnesota, June 2019. Association for Computational Linguistics. **2**
- [19] Jacob Devlin, Ming-Wei Chang, Kenton Lee, and Kristina Toutanova. BERT: Pre-training of Deep Bidirectional Transformers for Language Understanding. In *Proceedings of the 2019 Conference of the North American Chapter of the Association for Computational Linguistics: Human Language Technologies, Volume 1 (Long and Short Papers)*, 10 2019. **2**
- [20] Haoqi Fan, Yanghao Li, Bo Xiong, Wan-Yen Lo, and Christoph Feichtenhofer. Pyslowfast. <https://github.com/facebookresearch/slowfast>, 2020. **6**
- [21] Hao Fang, Saurabh Gupta, Forrest Iandola, Rupesh K Srivastava, Li Deng, Piotr Dollár, Jianfeng Gao, Xiaodong He, Margaret Mitchell, John C Platt, et al. From captions to visual concepts and back. In *Proceedings of the IEEE conference on computer vision and pattern recognition*, pages 1473–1482, 2015. **1**
- [22] Christoph Feichtenhofer, Haoqi Fan, Jitendra Malik, and Kaiming He. Slowfast networks for video recognition. In *Proceedings of the IEEE international conference on computer vision*, pages 6202–6211, 2019. **6**
- [23] Roland Fernandez, Asli Çelikyılmaz, Paul Smolensky, and Rishabh Singh. Learning and analyzing vector encoding of symbolic representation. In *6th International Conference on Learning Representations, ICLR 2018, Workshop Track Proceedings*. OpenReview.net, 2018. **2**
- [24] Jianfeng Gao, Baolin Peng, Chunyuan Li, Jinchao Li, Shahin Shayandeh, Lars Liden, and Heung-Yeung Shum. Robust conversational ai with grounded text generation, 2020. **1**

- [25] Arthur Glenberg and Michael Kaschak. Grounding language in action. *Psychonomic bulletin & review*, 9:558–65, 10 2002. 1
- [26] Sergio Guadarrama, Niveda Krishnamoorthy, Girish Malkarankar, Subhashini Venugopalan, Raymond Mooney, Trevor Darrell, and Kate Saenko. Youtube2text: Recognizing and describing arbitrary activities using semantic hierarchies and zero-shot recognition. In *Proceedings of the IEEE international conference on computer vision*, pages 2712–2719, 2013. 2
- [27] Sepp Hochreiter and Jürgen Schmidhuber. Long short-term memory. *Neural computation*, 9(8):1735–1780, 1997. 2
- [28] Jingyi Hou, Xinxiao Wu, Wentian Zhao, Jiebo Luo, and Yunde Jia. Joint syntax representation learning and visual cue translation for video captioning. In *Proceedings of the IEEE International Conference on Computer Vision*, pages 8918–8927, 2019. 2
- [29] Eric Jang, Shixiang Gu, and Ben Poole. Categorical reparameterization with gumbel-softmax. *arXiv preprint arXiv:1611.01144*, 2016. 4
- [30] Will Kay, Joao Carreira, Karen Simonyan, Brian Zhang, Chloe Hillier, Sudheendra Vijayanarasimhan, Fabio Viola, Tim Green, Trevor Back, Paul Natsev, et al. The kinetics human action video dataset. *arXiv preprint arXiv:1705.06950*, 2017. 6
- [31] Diederik P Kingma and Jimmy Ba. Adam: A method for stochastic optimization. *arXiv preprint arXiv:1412.6980*, 2014. 6
- [32] Atsuhiko Kojima, Takeshi Tamura, and Kunio Fukunaga. Natural language description of human activities from video images based on concept hierarchy of actions. *International Journal of Computer Vision*, 50(2):171–184, 2002. 2
- [33] Ranjay Krishna, Kenji Hata, Frederic Ren, Li Fei-Fei, and Juan Carlos Niebles. Dense-captioning events in videos. In *Proceedings of the IEEE international conference on computer vision*, pages 706–715, 2017. 5
- [34] Ranjay Krishna, Kenji Hata, Frederic Ren, Li Fei-Fei, and Juan Carlos Niebles. Dense-captioning events in videos. In *International Conference on Computer Vision (ICCV)*, 2017. 1, 6
- [35] Ranjay Krishna, Yuke Zhu, Oliver Groth, Justin Johnson, Kenji Hata, Joshua Kravitz, Stephanie Chen, Yannis Kalantidis, Li-Jia Li, David A Shamma, et al. Visual genome: Connecting language and vision using crowdsourced dense image annotations. *International journal of computer vision*, 123(1):32–73, 2017. 1
- [36] Kuang-Huei Lee, Hamid Palangi, Xi Chen, Houdong Hu, and Jianfeng Gao. Learning visual relation priors for image-text matching and image captioning with neural scene graph generators. *CoRR*, abs/1909.09953, 2019. 1
- [37] Jie Lei, Liwei Wang, Yelong Shen, Dong Yu, Tamara L Berg, and Mohit Bansal. Mart: Memory-augmented recurrent transformer for coherent video paragraph captioning. *arXiv preprint arXiv:2005.05402*, 2020. 2
- [38] Xiujun Li, Xi Yin, Chunyuan Li, Pengchuan Zhang, Xiaowei Hu, Lei Zhang, Lijuan Wang, Houdong Hu, Li Dong, Furu Wei, Yejin Choi, and Jianfeng Gao. Oscar: Object-semantics aligned pre-training for vision-language tasks. In Andrea Vedaldi, Horst Bischof, Thomas Brox, and Jan-Michael Frahm, editors, *Computer Vision - ECCV 2020 - 16th European Conference, Glasgow, UK, August 23-28, 2020, Proceedings, Part XXX*, volume 12375 of *Lecture Notes in Computer Science*, pages 121–137. Springer, 2020. 1
- [39] Chin-Yew Lin and Franz Josef Och. Automatic evaluation of machine translation quality using longest common subsequence and skip-bigram statistics. In *Proceedings of the 42nd Annual Meeting of the Association for Computational Linguistics (ACL-04)*, pages 605–612, 2004. 6
- [40] Sheng Liu, Zhou Ren, and Junsong Yuan. Sibling convolutional encoder for video captioning. *IEEE Transactions on Pattern Analysis and Machine Intelligence*, 2020. 2
- [41] David G. Lowe. Distinctive image features from scale-invariant keypoints. *Int. J. Comput. Vision*, 60(2):91–110, Nov. 2004. 1
- [42] Huaishao Luo, Lei Ji, Botian Shi, Haoyang Huang, Nan Duan, Tianrui Li, Jason Li, Taroon Bharti, and Ming Zhou. Univl: A unified video and language pre-training model for multimodal understanding and generation. *arXiv preprint arXiv:2002.06353*, 2020. 2, 6
- [43] R. Thomas McCoy, Tal Linzen, Ewan Dunbar, and Paul Smolensky. RNNs Implicitly Implement Tensor Product Representations. In *ICLR 2019 - International Conference on Learning Representations*, New Orleans, United States, May 2019. Accepted to ICLR 2019. 2
- [44] Mehrad Moradshahi, Hamid Palangi, Monica S. Lam, Paul Smolensky, and Jianfeng Gao. Hubert untangles bert to improve transfer across nlp tasks, 2019. 2
- [45] Hamid Palangi, Qiuyuan Huang, Paul Smolensky, Xiaodong He, and Li Deng. Grammatically-interpretable learned representations in deep nlp models. In *NIPS 2017, Workshop*, December 2017. 2
- [46] H. Palangi, P. Smolensky, X. He, and L. Deng. Question-answering with grammatically-interpretable representations. In *AAAI*, 2018. 2
- [47] Yingwei Pan, Tao Mei, Ting Yao, Houqiang Li, and Yong Rui. Jointly modeling embedding and translation to bridge video and language. In *Proceedings of the IEEE conference on computer vision and pattern recognition*, pages 4594–4602, 2016. 2
- [48] Kishore Papineni, Salim Roukos, Todd Ward, and Wei-Jing Zhu. Bleu: a method for automatic evaluation of machine translation. In *Proceedings of the 40th annual meeting of the Association for Computational Linguistics*, pages 311–318, 2002. 6
- [49] Diane Pecher and Rolf A. Zwaan. *Grounding Cognition*. Cambridge University Press, January 2005. 1
- [50] Wenjie Pei, Jiyuan Zhang, Xiangrong Wang, Lei Ke, Xiaoyong Shen, and Yu-Wing Tai. Memory-attended recurrent network for video captioning. In *Proceedings of the IEEE Conference on Computer Vision and Pattern Recognition*, pages 8347–8356, 2019. 2
- [51] Alec Radford, Karthik Narasimhan, Tim Salimans, and Ilya Sutskever. Improving language understanding by generative pre-training, 2018. 2

- [52] Alec Radford, Jeffrey Wu, Rewon Child, David Luan, Dario Amodei, and Ilya Sutskever. Language models are unsupervised multitask learners. *OpenAI blog*, 1(8):9, 2019. 2
- [53] Colin Raffel, Noam Shazeer, Adam Roberts, Katherine Lee, Sharan Narang, Michael Matena, Yanqi Zhou, Wei Li, and Peter J Liu. Exploring the limits of transfer learning with a unified text-to-text transformer. *Journal of Machine Learning Research*, 21(140):1–67, 2020. 5, 6
- [54] Marcus Rohrbach, Wei Qiu, Ivan Titov, Stefan Thater, Manfred Pinkal, and Bernt Schiele. Translating video content to natural language descriptions. In *Proceedings of the IEEE International Conference on Computer Vision*, pages 433–440, 2013. 2
- [55] Imanol Schlag, Paul Smolensky, Roland Fernandez, Nebojsa Jojic, Jürgen Schmidhuber, and Jianfeng Gao. Enhancing the transformer with explicit relational encoding for math problem solving. *CoRR*, abs/1910.06611, 2019. 2, 5
- [56] Mike Schuster and Kaisuke Nakajima. Japanese and korean voice search. In *2012 IEEE International Conference on Acoustics, Speech and Signal Processing (ICASSP)*, pages 5149–5152. IEEE, 2012. 6
- [57] Peter Shaw, Jakob Uszkoreit, and Ashish Vaswani. Self-attention with relative position representations. *arXiv preprint arXiv:1803.02155*, 2018. 5
- [58] Botian Shi, Lei Ji, Yaobo Liang, Nan Duan, Peng Chen, Zhendong Niu, and Ming Zhou. Dense procedure captioning in narrated instructional videos. In *Proceedings of the 57th Annual Meeting of the Association for Computational Linguistics*, pages 6382–6391, 2019. 5
- [59] Paul Smolensky. Tensor product variable binding and the representation of symbolic structures in connectionist systems. *Artificial intelligence*, 46(1-2):159–216, 1990. 2
- [60] Paul Soulos, R. Thomas McCoy, Tal Linzen, and Paul Smolensky. Discovering the compositional structure of vector representations with role learning networks. In *Proceedings of the Third BlackboxNLP Workshop on Analyzing and Interpreting Neural Networks for NLP*, pages 238–254, Online, Nov. 2020. Association for Computational Linguistics. 2
- [61] Chen Sun, Fabien Baradel, Kevin Murphy, and Cordelia Schmid. Learning video representations using contrastive bidirectional transformer. *arXiv preprint arXiv:1906.05743*, 2019. 2
- [62] Chen Sun, Austin Myers, Carl Martin Vondrick, Kevin Murphy, and Cordelia Schmid. Videobert: A joint model for video and language representation learning. In *ICCV 2019*, 2019. 1
- [63] Ganchao Tan, Daqing Liu, Meng Wang, and Zheng-Jun Zha. Learning to discretely compose reasoning module networks for video captioning. *arXiv preprint arXiv:2007.09049*, 2020. 2
- [64] Hao Tan and Mohit Bansal. LXMERT: Learning cross-modality encoder representations from transformers. In *Proceedings of the 2019 Conference on Empirical Methods in Natural Language Processing and the 9th International Joint Conference on Natural Language Processing (EMNLP-IJCNLP)*, pages 5100–5111, Hong Kong, China, Nov. 2019. Association for Computational Linguistics. 1
- [65] Kristina Toutanova, Dan Klein, Christopher Manning, and Yoram Singer. Feature-rich part-of-speech tagging with a cyclic dependency network. In *Proceedings of HLT-NAACL 2003*, pages 252–259, 2003. Available at <https://nlp.stanford.edu/software/tagger.shtml>. 7
- [66] Du Tran, Lubomir Bourdev, Rob Fergus, Lorenzo Torresani, and Manohar Paluri. Learning spatiotemporal features with 3d convolutional networks. In *Proceedings of the IEEE international conference on computer vision*, pages 4489–4497, 2015. 2
- [67] Aaron Van Den Oord, Oriol Vinyals, et al. Neural discrete representation learning. In *Advances in Neural Information Processing Systems*, pages 6306–6315, 2017. 4
- [68] Ashish Vaswani, Noam Shazeer, Niki Parmar, Jakob Uszkoreit, Llion Jones, Aidan N Gomez, Łukasz Kaiser, and Illia Polosukhin. Attention is all you need. In *Advances in neural information processing systems*, pages 5998–6008, 2017. 2, 3, 4, 5
- [69] Ramakrishna Vedantam, C Lawrence Zitnick, and Devi Parikh. Cider: Consensus-based image description evaluation. In *Proceedings of the IEEE conference on computer vision and pattern recognition*, pages 4566–4575, 2015. 6
- [70] Subhashini Venugopalan, Marcus Rohrbach, Jeffrey Donahue, Raymond Mooney, Trevor Darrell, and Kate Saenko. Sequence to sequence-video to text. In *Proceedings of the IEEE international conference on computer vision*, pages 4534–4542, 2015. 2, 6
- [71] Subhashini Venugopalan, Huijuan Xu, Jeff Donahue, Marcus Rohrbach, Raymond Mooney, and Kate Saenko. Translating videos to natural language using deep recurrent neural networks. *arXiv preprint arXiv:1412.4729*, 2014. 2, 6
- [72] Oriol Vinyals, A. Toshev, S. Bengio, and D. Erhan. Show and tell: A neural image caption generator. *2015 IEEE Conference on Computer Vision and Pattern Recognition (CVPR)*, pages 3156–3164, 2015. 1
- [73] Xin Wang, Wenhu Chen, Jiawei Wu, Yuan-Fang Wang, and William Yang Wang. Video captioning via hierarchical reinforcement learning. In *Proceedings of the IEEE Conference on Computer Vision and Pattern Recognition*, pages 4213–4222, 2018. 2
- [74] Thomas Wolf, Lysandre Debut, Victor Sanh, Julien Chaumond, Clement Delangue, Anthony Moi, Pierric Cistac, Tim Rault, Rémi Louf, Morgan Funtowicz, Joe Davison, Sam Shleifer, Patrick von Platen, Clara Ma, Yacine Jernite, Julien Plu, Canwen Xu, Teven Le Scao, Sylvain Gugger, Mariama Drame, Quentin Lhoest, and Alexander M. Rush. Huggingface’s transformers: State-of-the-art natural language processing. *ArXiv*, abs/1910.03771, 2019. 6
- [75] Jun Xu, Ting Yao, Yongdong Zhang, and Tao Mei. Learning multimodal attention lstm networks for video captioning. In *Proceedings of the 25th ACM international conference on Multimedia*, pages 537–545, 2017. 2
- [76] Kelvin Xu, Jimmy Lei Ba, Ryan Kiros, Kyunghyun Cho, Aaron Courville, Ruslan Salakhutdinov, Richard S. Zemel, and Yoshua Bengio. Show, attend and tell: Neural image caption generation with visual attention. In *Proceedings of the 32nd International Conference on International Con-*

*ference on Machine Learning - Volume 37*, ICML'15, page 2048–2057. JMLR.org, 2015. [1](#), [2](#)

- [77] X. Yang, Kaihua Tang, Hanwang Zhang, and J. Cai. Auto-encoding scene graphs for image captioning. *2019 IEEE/CVF Conference on Computer Vision and Pattern Recognition (CVPR)*, pages 10677–10686, 2019. [1](#)
- [78] Li Yao, Atousa Torabi, Kyunghyun Cho, Nicolas Ballas, Christopher Pal, Hugo Larochelle, and Aaron Courville. Describing videos by exploiting temporal structure. In *Proceedings of the IEEE international conference on computer vision*, pages 4507–4515, 2015. [2](#)
- [79] Haonan Yu, Jiang Wang, Zhiheng Huang, Yi Yang, and Wei Xu. Video paragraph captioning using hierarchical recurrent neural networks. In *Proceedings of the IEEE conference on computer vision and pattern recognition*, pages 4584–4593, 2016. [2](#)
- [80] Luowei Zhou, Hamid Palangi, Lei Zhang, Houdong Hu, Jason J. Corso, and Jianfeng Gao. Unified vision-language pre-training for image captioning and VQA. In *The Thirty-Fourth AAAI Conference on Artificial Intelligence, AAAI 2020, New York, NY, USA, February 7-12, 2020*, pages 13041–13049. AAAI Press, 2020. [1](#)
- [81] Luowei Zhou, Hamid Palangi, Lei Zhang, Houdong Hu, Jason J Corso, and Jianfeng Gao. Unified vision-language pre-training for image captioning and vqa. In *AAAI*, pages 13041–13049, 2020. [5](#)
- [82] Luowei Zhou, Chenliang Xu, and Jason J. Corso. Towards automatic learning of procedures from web instructional videos. In Sheila A. McIlraith and Kilian Q. Weinberger, editors, *Proceedings of the Thirty-Second AAAI Conference on Artificial Intelligence, (AAAI-18), New Orleans, Louisiana, USA, February 2-7, 2018*, pages 7590–7598. AAAI Press, 2018. [6](#)
- [83] Luowei Zhou, Yingbo Zhou, Jason J Corso, Richard Socher, and Caiming Xiong. End-to-end dense video captioning with masked transformer. In *Proceedings of the IEEE Conference on Computer Vision and Pattern Recognition*, pages 8739–8748, 2018. [2](#), [6](#)
- [84] Linchao Zhu and Yi Yang. Actbert: Learning global-local video-text representations. In *CVPR*, 2020. [2](#)

## A. Appendix

Please refer to supplementary materials.

### A.1. Details of human-based evaluations study

### A.2. Ablation Study

### A.3. Captioning Examples