

# Machine Learning Interpretability Meets TLS Fingerprinting

Mahdi Jafari Siavoshani, Amir Hossein Khajepour\*, Amirmohammad Ziaei\*, Amir Ali Gatmiri, Ali Taheri  
Information, Network, and Learning Lab (INL)  
Sharif University of Technology, Tehran, Iran

**Abstract**—Protecting users’ privacy over the Internet is of great importance. However, due to the increasing complexity of network protocols and components, it becomes harder and harder to maintain. Therefore, investigating and understanding how data is leaked from the information transport platform/protocols can lead us to a more secure environment.

In this paper, we propose an iterative framework to find the most vulnerable information fields in a network protocol systematically. To this end, focusing on the Transport Layer Security (TLS) protocol, we perform different machine-learning-based fingerprinting attacks by collecting data from more than 70 domains (websites) to understand how and where this information leakage occurs in the TLS protocol. Then, by employing the interpretation techniques developed in the machine learning community, and using our framework, we find the most vulnerable information fields in the TLS protocol. Our findings demonstrate that the TLS handshake (which is mainly unencrypted), the TLS record length appears in the TLS application data header, and the initialization vector (IV) field are among the most critical leaker parts in this protocol, respectively.

**Index Terms**—Web Fingerprinting, Transport Layer Security (TLS), Information Leakage, Deep Learning, Model Interpretation.

## I. INTRODUCTION

Information security and safety has become one of the most important fields of research in computer science. Many companies and entities need information security to keep their sensitive information safe. One of the main concerns in this field is to have secure information transmission over communication networks. Today, the most common way to keep data secured is to encrypt them before transferring through the network [1]. Many protocols with different encryption methods and obfuscation techniques have been developed and implemented to improve users’ privacy in networks. Two of the most commonly used protocols are Transport Layer Security (TLS) and its now-deprecated predecessor, Secure Sockets Layer (SSL). These protocols employ cryptographic schemes to provide security for communications over networks [2], [3].

\*These authors have equal contributions to this work.

M. Jafari Siavoshani is with the Department of Computer Engineering, Sharif University of Technology, Tehran, Iran (email: mjafari@sharif.edu).

Amir Hossein Khajepour is with the Department of Computer Engineering, Sharif University of Technology, Tehran, Iran (email: khajepour.amirhossein@gmail.com).

Amirmohammad Ziaei is with the Department of Computer Engineering, Sharif University of Technology, Tehran, Iran (email: ziaei@ce.sharif.edu).

Amir Ali Gatmiri is with the Department of Computer Engineering, Sharif University of Technology, Tehran, Iran (email: amiraligatmiri@gmail.com).

Ali Taheri is with the Department of Computer Engineering, Sharif University of Technology, Tehran, Iran (email: ali.taheri3745@gmail.com).

However, even using these protocols, countermeasures have taken into action in order to understand users’ identities and activities, and to extract other private information [4].

From a global viewpoint, this extracted information can be used by Internet Service Providers (ISPs) for providing different levels of Quality-of-Service (QoS) [5], and by network operators for detecting fraud more easily [6]. However, this information leakage makes users’ warier while browsing on the Internet. Hence, to increase users’ privacy, information leakage needs to get prevented, and so it is necessary to determine the *leaker parts* of data.

Despite reaching high security, many of these encryption protocols have shown to be vulnerable to cyber attacks [7]–[10]. Several studies have proven that it is possible to classify users’ identity and activities on the Internet from encrypted network traffic [10]–[12]. Some investigations show that while network protocols supposed to prevent information extraction, most of their metadata can be greatly helpful in extracting information. This metadata contains various characteristics of data, e.g., length of packets, or initial information of a connection, like *clienthello* and *serverhello* and seem to be highly correlated with some information about flow. For example, Bernaille et al. performed online traffic classification of a TCP flow with only the first five packets of the connection [13]. Moreover, Lin et al. presented a traffic classification only based on packet size and port numbers, ignoring packet payload completely [14]. So, there are specific parts of traffic flow from which information is extractable. We refer to such parts of traffic as the *leaker parts*.

Despite their effectiveness, studies mentioned above use a prior guess about which parts of traffic flow leak more information. However, it is more comprehensive to propose a technique to determine which parts of traffic leak information, without imposing a prior guess. By doing so, one might detect dependencies that are not known apriori. In this study, using techniques known as the *interpretability* of machine learning (ML) models, we aim to find the leaker parts in a more systematic way.

More precisely, we aim to detect the leaker parts using ML methods and Deep Learning (DL) algorithms to extract the information about the visiting website and domain a packet is made for. These algorithms have taken more into account in such problems due to their incredible power of data extraction and pattern recognition on the large datasets [15], [16]. In fact, they need either a good prior knowledge about data or a relatively big dataset of samples. Since we do not want to

use prior knowledge and because of the surge of data on the Internet, a sufficiently large and reliable labeled dataset with the same distribution as the real data is required. Such a dataset can make the proposed method reliable and generalizable. However, to the best of our knowledge, there was no such dataset, publicly available, satisfying our quality criteria for traffic classification. Hence, we try to gather such a dataset by ourselves.

In this work, after collecting suitable datasets, we focus on understanding how the information is being leaked. More specifically, we propose an iterative framework to find the leaker parts of a network protocol. As an important example, we apply our proposed technique on the TCP traffic flow, containing TLS data. This iterative procedure consists of the following steps.

- (i) Extract information from the data fed into learning methods by classifying input data into some given classes. The classes should be chosen based on the privacy measure we aim to investigate. For example, if we are interested in the leakage of the user's behavior into the transmitted bytes, we can consider a fingerprinting problem by choosing the classes to be the visited webpages by the user.
- (ii) Find the leaker dimensions by applying some ML *interpretability* techniques on the classification model, trained above. This interpretation leads us to the importance of each input dimension (byte) in data classification.
- (iii) Omit the leaker dimensions, found above, from the data. This omission can be done by masking related dimensions or any other information removal methods. Then, repeat step (i), until no more information can be extracted.

Since, in this work, we are interested in finding information leakages related to the user's behavior, as the classification problem of Item (i) above, we will conduct a *web fingerprinting* (WF) attack on the user's traffic.

Fingerprinting, in general, can be defined as detecting patterns special to each class of data and understanding how different groups of data are distinguished from one another. In WF, this classification can be based on the user's identity [4], visited domain [17], protocols [13], applications [10], or any other information related to user's identity or behavior [18].

Considering above descriptions, our contribution in this paper can be summed up as follows.

- Before delving into the main focus of the paper, we have collected and labeled two separate datasets for two different settings: (1) a dataset including generated packets labeled by the domain from which the packet is loaded (referred to as the *keeper domain* dataset), and (2) a dataset including generated packets labeled by the domain from which the original page is invoked (referred to as the *caller domain* dataset). For example, if we browse a page from *domain A* and in this page, there is content from *domain B*, the keeper domain of this content is *B* and the caller domain is *A*. These datasets have been collected using two different crawlers with different methods of request generation. The traffic generated by both methods are collected using *namespace technology* as a lightweight mechanism for

resource isolation, available in the Linux kernel [19]. To construct our dataset, we collect raw packet-level data from 53 and 72 different domains, for datasets (1) and (2), respectively. The result was a sufficiently large dataset with a fair distribution over domains. The collection of such dataset last over three months.

- In this paper, we have investigated new details about how TLS traffic leaks information. As a result, it makes researchers being aware of the leaker dimensions (bytes) and can inspire them to propose novel methods to prevent such leakage. Although we have applied the proposed method only for TLS protocol, this method can be considered as a general and novel framework for determining leaker dimensions for other protocols.
- Applying the proposed method on the TLS protocol confirms that the TLS encryption method itself has some information leakage. In fact, at the end of our proposed procedure, it is revealed that the leaker dimensions not only include metadata but also include the encrypted data. Surprisingly, we have noticed that the amount of leakage of these encrypted parts is not negligible, compared to the leakage of metadata.

The rest of the paper is organized as follows. In Section II, we review some of the most important and recent studies on traffic classification in detail. In Section III, we present the essential background on machine learning used in the proposed method, including deep learning and decision tree. In Section IV, we discuss the process of dataset collection and its various aspects, e.g., the reason for using two different datasets. Section V presents our proposed iterative procedure and the details of employed classifiers. The results of our experiments on the gathered data are elaborated in Section VI. Finally, we conclude the paper in Section VII, briefing what we have learned throughout this study and how to improve it further.

## II. RELATED WORKS

As mentioned before, network traffic classification is an important task for network operators to manage the network. Some of these tasks include QoS, service differentiation, capacity management, and performance monitoring [16], to mention a few. Using these classification techniques, network operators can identify unknown or suspicious network activities that are likely to be a security attack. In addition, some enterprise services may need a higher priority than other traffic. This task can also be addressed using an efficient traffic classification system.

Traffic classification can be defined as assigning a label, from a pre-defined, finite set of labels, to a particular network traffic object, e.g., a traffic flow, or a single packet. These labels may be website domains, the type of application such as Email, SFTP<sup>1</sup>, or Tor, as well as a group of services based on their QoS requirements [5].

A comparison of studies in the field of network traffic classification is difficult because there are not commonly accepted datasets due to different dataset gathering methods and their

<sup>1</sup>Secure file transfer protocol.

available features [20]. Also, the reported performance metrics of the studies differ significantly from each other.

Previous network traffic classification methods can be roughly categorized into five groups; namely, *port-based*, *packet inspection*, *host behavior-based*, *statistical and machine learning-based*, and *cipher-based*. The rest of this section gives a brief overview of the above methods and summarizes some of the previous studies in each group.

#### A. Port-Based

In this method, the source and destination ports number of a packet are used to identify its application based on IANA<sup>2</sup> registered port numbers. The port number of a packet can be simply accessed from the TCP header, which is not encrypted. The main advantage of this method is that extracting the port number is not time-consuming or computationally burdensome, thereby making it a fast method compared to other methods. Despite its simplicity, due to traffic embedding and misuse of well-known port numbers to bypass traffic blocking and firewalls, nowadays, this approach is not considered as a reliable method for identifying applications. However, some studies have utilized the port number along with other techniques, e.g., see [9] and [21].

#### B. Packet Inspection

This method, also known as *deep packet inspection (DPI)*, leverages the patterns and signatures available in the packets' application layer. They inspect deeper into the packets than just looking at structured data available in packet headers. While earlier systems employed string matching for this task, modern payload scanning tools use regular expressions (e.g., Snort, bro, trippingPoint) [22]. *nDPI* [23], for instance, is an open-source tool for traffic classification based on this method and in a comparison done by [24], *nDPI* and *Libprotoident* achieved best classification performance among other similar open-source software.

It should be noted that the above tools rely on the assumption that they have access to unencrypted data. However, with the rapid growth of encryption protocols, inspection tools faced a significant challenge [25]. To resolve such issues, these methods perform string matching on bytes sequences in packet payloads. As with Port-based methods, due to the rapid change and growth of applications and websites and also methods used for traffic encryption, DPI may fall short in maintaining the ever-growing signatures of packets [26]. Another drawback of this method is its need for more storage and computational power compared to port-based methods.

#### C. Host Behavior-Based

In this technique, the traffic monitoring point is moved to the backbone network, a network that connects a couple of subnetworks, e.g., hubs at the physical layer, bridges at the data link layer, and routers at the network layer. Different applications have different communication patterns. For instance,

clients use an identical port for connecting to a mail server, while a P2P host communicates various peers using different port numbers. Karagiannis et al. [27], in order to classify traffic flows, distinguished Internet applications by observing their connections' source and destination, and compared them with pre-collected application signatures. In another study, Bermolen et al. [28] used Support Vector Machine to identify P2P-TV applications by monitoring the number of packets and bytes transferred among peers over short time periods.

#### D. Statistical and Machine Learning-Based

Generally, these methods, as the name suggests, extract statistical features from a given flow of traffic or single packet. A flow (also called session or trace) is a set of consecutive packets communicated between two network end-points. Using features extracted from every session, the label of each one can be predicted. Machine learning methods play a pivotal role in this classification procedure. Prior to the rise of Deep Learning, early studies applied classical ML algorithms for this task. Panchenko et al. [29] proposed an algorithm, named CUMUL, which extracted discriminative features using the cumulative sum of packet lengths as a representation of each flow. Shen et al. in [30] presented a method based on cumulative lengths of first 100 packets of each flow in order to do fine-grained webpage fingerprinting using a *k*-Nearest Neighbor (*k*-NN) classifier, enabling them to achieve an accuracy of up to 91.6%.

Further development of Deep Learning methods and the advent of Graphical Processing Units (GPU) are among the main factors paving the way for taking DL methods into account for getting more insights from the ever-increasing volume of Internet traffic data. Lotfollahi et. al [10] proposed a method named *Deep Packet* for both application identification and traffic characterization tasks. They implemented a 1-dimensional convolution neural network and a stacked autoencoder on the UNB ISCX VPN-nonVPN dataset [31] for classifying packets and reach 98% and 93% accuracy in application identification and traffic characterization, respectively.

Malware detection is another well-known area in this field that aims at distinguishing malicious traffic from benign ones, which is an important task in network security. Wang et al. in [32] by using only the first 784 bytes of each flow, considering it as a  $28 \times 28$  image, reached a maximum accuracy of 99.41%.

Recently, hybrid Deep Learning models (e.g., a combination of a classic Machine Learning method and a Deep Learning-based one) are used in this field. For instance, Lopez et al. in [33] employed an RNN, aCNN, and a combination of both as a hybrid model, achieving the best F1-score of 95.74% and accuracy of 96.32%. However, their labeling procedure is highly questionable due to using nDPI for establishing ground truth [23]. Also, Aceto et al. implemented a few Deep Learning architectures including SAE, 1D-CNN, 2D-CNN, LSTM, and a hybrid of LSTM and 2D-CNN, on encrypted mobile traffics [34].

#### E. Cipher-Based

TLS was created for obfuscating the traffic flowing through networks in order to keep information private. The encryption

<sup>2</sup>Internet assigned numbers authority.

techniques used in TLS make the patterns of different classes of data more indistinguishable on the ciphertext space, making the traffic classification task more difficult. However, despite expectations, since the beginning, it has always been the subject of new attacks, threatening security provided by TLS. For instance, Möller et al. devised the POODLE attack that exploited a interoperability fallback in SSL 3.0 [35]. Aviram et al. utilized the Bleichenbacher adaptive chosen-ciphertext attack to crack the security of TLS 1.2 and SSLv2 [36]. The ROBOT attack is another variation of Bleichenbacher attack that Bök et al. have introduced [37]. Using ROBOT, an attacker can sign any desired message on behalf of the victim, while he does not have any additional access to the private key of the victim. They have reported that one-third of the top 100 domains in the Alexa are vulnerable to ROBOT attack. After reporting such a flaw, the RSA PKCS #1 v1.5 standard has been deprecated.

Since now, the term of TLS fingerprinting has been widely used in the academic literature [38]–[44]. Recently, Anderson et al. gathered a knowledge base for TLS fingerprinting [44]. Their dataset not only include tunnelled traffics of web applications fingerprints, but also they put step forth and extend the dataset by the data collected from a different set of applications, e.g., storage, communication, system, and email.

Although there is a focus of the research world on deep learning for traffic classification, there have not been many studies on traffic classification using the ciphertext of TLS. TLS connections have a set of specifications by design. So far, the plain features such as those in TLS extensions are being used. However, there are other hidden features in the cipher, e.g., the chosen cipher suite in the connection, chosen initial vector (IV), encrypted payload, etc., that are suspected to be valuable on the classification task. To the best of our knowledge, this is the first time such information is investigated besides the plain features of TLS to feed ML and DL methods in traffic classification. We call this method *cipher-based* traffic classification.

### III. BACKGROUNDS ON MACHINE LEARNING METHODS

In this study, we employ ML techniques to extract information from raw data, which is network traffic in our case. In particular, we are aiming at information that is not easily recognizable by humans. Then, we employ interpretation techniques studied in the ML literature, to find the dimensions in data that leak the information. This whole process enables us to recognize the vulnerability point of network protocols. In the following, we introduce the ML methods we will employ to investigate the TLS protocol.

One of the ML methods used in this research is the *Decision Tree*. The output of this method is a tree of “yes-no” questions, called binary questions. After answering each question, the tree leads us to either the final analysis (i.e., a data class) or asking another question, to finally output the desired analysis [45]. There are some methods to prepare the resulting question tree based on training data. These methods try to minimize the average number of questions asked for determining output (optimal analysis) while providing an analysis that is as close

as possible to the desired output. Using these methods, the questions are asked in a way that, after each question, the entropy of the two resulting distributions is minimized. Finally, using the test data, the accuracy of the resulting tree can be obtained [46].

One advantage of using the decision tree over other ML methods is that it can be easily interpreted despite its high ability to extract information. In fact, given the decision tree of the questions, and in particular, considering the most primitive questions, one can determine which dimensions of input data have the most impact on determining the output. Thus, in this way, we can readily identify which dimensions contain more information about the output label [47].

Another ML method used in this study is deep learning, which is based on artificial neural networks. An artificial neural network is a network of function nodes, called *neurons*, interconnected according to some architecture. Each of these neurons receives the output of some other neurons as inputs, computes a weighted sum of them, and then applies a usually simple function called activation function (e.g., Sigmoid, Tanh, and ReLU), and outputs the result [48].

The architecture of multilayer neural networks is in a way that the neurons are usually partitioned into sequential clusters, called *layers*, in which the inputs of the neurons of each layer are the outputs of the neurons from the previous layer. First layer neurons use input data as their input and neurons of the last layer generate the network’s output and present the analysis. Using the training data and their desired output analysis, employing the backward propagation algorithm, and an optimization method, the network parameters (weights of neurons) are determined. Eventually, the accuracy of the network is estimated using the test data.

As the number of layers in these networks grows, their training procedure faces particular challenges. Such networks are called deep neural networks, and their learning process is called deep learning. Deep neural networks learn to present a more abstract representation of the input data in each layer than the previous layer. In this vision, after training a deep network, the raw input data itself represents the data in the least abstract way, and the output of the network, trying to be the desired analysis, is the most abstract representation of the input data in the network [49].

As the number of neural network layers increases, the whole network’s overall function can be assumed capable of estimating any other function (or at least a vast range of functions) only by adjusting its parameters. Deep learning has performed well in almost all applications and has been able to extract complex information and relations hidden in the input data [49].

For different types of data, different classes of neural network architectures have been presented. One of these classes, called the Convolutional Neural Network (CNN), is used to reduce the computational complexity significantly. These neural networks are commonly used for stationary data types such as image and sound. In these neural networks, the weights between the layers are very sparse, and the neurons of each layer are affected by only a small number of locally nearby neurons from the previous layer. Furthermore, non-zero

weights are replicated, a technique called parameter sharing in the neural network literature. As a result, in each layer, the same filters are applied to different parts of data to obtain the next layer, which leads to lower computational complexity. These networks have shown high performance on stationary data, such as image and speech [50].

Another class of neural network architectures, called Recurrent Neural Network (RNN), is used to analyze time-series data. In an RNN, data elements are given to the network one by one, and the network produces output for each of them. Their difference with conventional networks is that in some layers, the inputs of neurons are the outputs of the precursor neurons in addition to the previous value of neurons in the same layer. So, these neurons maintain a history of inputs. Thus, these networks can also use inter-elemental dependencies to provide appropriate analysis. In these networks, when there is a need to calculate one output for the entire input data, the last output is considered the only output for both training and evaluation [51].

Because of the inability of regular neurons to detect the long-term interdependencies between elements, recursive neural networks typically use Long Short-Term Memory (LSTM) instead of regular neurons. With their creative structure, these functions proved to be able to exploit the long-term dependencies between the input data elements in the analysis [52].

#### IV. DATASET

Since we aim to examine two different settings, our dataset needs to accompany our goal. Furthermore, ML methods work ideally with large datasets [16]. To this end, with the help of Scrapy [53] and Selenium [54], we have developed a crawler to gather two datasets, based on each setting's needs. What follows is the specifications of each setting and their dataset statistics.

##### A. Examining Keeper Domain

For measuring the power of data protection inside the TLS channel, we propose a fingerprinting attack which aimed at examining the destination of traffic session based on encrypted payload, with or without considering TLS headers.

The dataset for this attack is generated with the *Scrapy* tool. The destinations are pages from websites shown in Fig. 2a. However, we keep the crawler away from requesting inner objects of the initially requested page, making the dataset simpler. We refer to this dataset as the *keeper domain* dataset since we keep the crawler away from calling inner requests of pages we are visiting. We captured the traffic generated by the crawler with the *tcpdump* tool. Finally, the traffic of each session is saved into a single pcap file.

As discussed by Zliobaite et al. in [55], data, and the way it is encrypted, processed, and exchanged in networks are subject to alter over time. These changes affect the efficiency of machine learning methods. This phenomenon, called *concept drift*, is well known in the ML literature [13]. In order to prevent ML models from being affected by this alteration, data must be collected and fed to the model over some long enough

time. Hence, to mitigate the effect of traffic concept drift, our datasets were captured from target websites over the course of three months.

##### B. Examining Caller Domain

Our second goal is to detect which website the user visits from the adversary's point of view, who is sniffing the whole traffic flow. In each webpage, there may exist additional references in HTML Document Object Model (DOM) which leads the browser to send more requests. When a user visits a webpage, additional parts of DOM, such as images and Java scripts, are also fetched. So the traffic flow is intertwined with sessions other than the initially requested session. To this end, the Selenium crawler has been used which sends all requests referenced in DOM just as a real user when surfing a webpage, so it generates a more realistic traffic flow than Scrapy.

While generating traffic with the Selenium crawler, because of the additional information being collected, we need a way to fully isolate every Selenium process in order to label each session with its corresponding website name. For example, consider the case that we are trying to crawl "youtube.com," and the browser establishes a session to "google.com" for loading the youtube page. The goal is to label both sessions with youtube.com. As a solution, we instantiate a new chrome process for crawling every domain. This way, we only need to isolate each of these chrome processes' network traffic to reach our goal. We refer to this dataset as the *caller domain* dataset since we call inner requests of a specific page in addition to the initial request of that page and collect their traffic as well, in contrast to the keeper domain dataset where we collect only the initial requests' traffic of crawled webpages.

For capturing network traffic of the desired process in the operating system, we employed *network namespace* or *netspace* technology. As illustrated in Fig. 1, for every process that runs at the same time, we assign a unique virtual interface. This way, we can label every transferred packet through a virtual interface with its corresponding label.

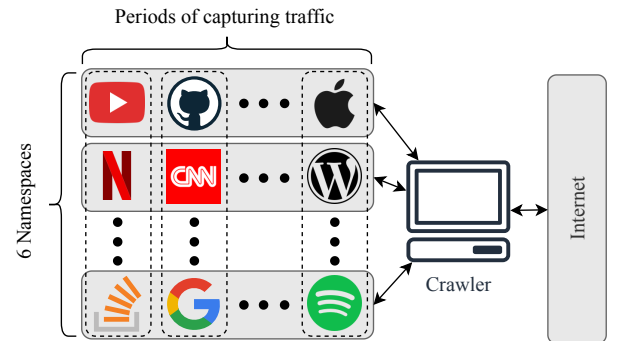


Fig. 1: Six parallel instances of Selenium crawler choose a website every time, crawl 100 pages from each, capture their traffic in the respective namespace, and label them accordingly. The crawlers repeat this process until the whole data is collected.

For generating traffic, we have used the Chrome browser's driver. The final crawler ran on two systems with six threads on





Label	Number of Sessions	Number of Packets	Avg. Length of Sessions	Number of Classes
Keeper Domain	525,066	46,467,876	89	53
Caller Domain	358,865	107,133,709	299	72

TABLE I: The summary of our dataset properties.

will not be able to reach the accuracy of neural networks. In this case, of course, we have reached the end of the proposed method.

The data used in this study, as explained in Section IV, are TCP segments, containing TLS packets, captured over the network. In order to reveal the leaker part of TLS packets, we propose a fingerprinting attack on the user requested domain by observing the encrypted TLS traffic. Moreover, we would like to emphasize that the TCP header highly depends on the various factors of the crawling method. So, investigating its leakage is not useful since it is not consistent with real-world settings and makes the results not generalizable. Therefore, to apply our proposed method, we only examine the leakage of TCP payload.

As mentioned before, in addition to decision trees, we also use deep neural networks as a machine learning method to investigate TLS protocol leaker bytes. We implemented two different types of deep neural networks, as stated in the following.

- First, we employ a network having a sequence of recurrent layers with LSTM nodes, followed by a sequence of fully-connected layers. We use a batch normalization layer between the last recurrent and first fully connected layer, which results in speeding up the learning procedure [56]. For regularizing the model and preventing overfitting, a dropout layer is used after the last fully-connected layer. An illustration of the network architecture is represented in Figure 3.
- Second, we implement a network having a sequence of 1-dimensional convolutional layers with max-pooling output followed by a sequence of fully-connected layers. We use batch normalization and dropout layers in this model to speed up the learning procedure and to regularize. An illustration of this network architecture is represented in Figure 4.

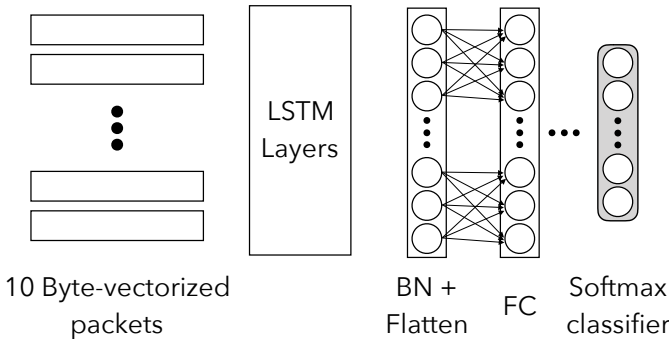


Fig. 3: The general architecture of the proposed LSTM network to implement website fingerprinting attack.

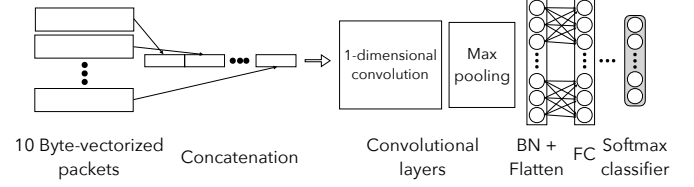


Fig. 4: The general architecture of the proposed 1-dimensional convolutional network to conduct a webpage fingerprinting attack.

One of the crucial factors that significantly affect the final performance of a machine learning method is hyperparameter tuning. A model with a poor hyperparameter set may not even converge in the training phase, while the same model with a good set of hyperparameters can lead to solid results. Hyperparameter tuning includes choosing each hyperparameter (e.g., type of the activation function, or learning rate) from a given space. The straightforward and naive solution is a brute-force search on the given space. However, this is not always feasible in practice due to the enormous resources this approach needs, and the long time it takes. So a more intelligent search algorithm is of interest. In this work, we use the Tree-structured Parzen Estimator (TPE) as a suitable algorithm to tune the hyperparameters [57]. Using this algorithm, we choose the hyperparameters of the proposed recurrent neural network and convolutional neural network from the search spaces, described respectively in Tables II and III.

Parameter	Search Space
Optimizer	[sgd, adam, adadelta]
Learning Rate	[0.001, 0.0001]
# LSTM Layers	[1, 2, 3]
# LSTM Neurons	[16, 32, 64]
# FC Layers	[1, 2, 3]
# FC Neurons	[128, 256, 512]
Activation Function	[relu, tanh, softplus]
Dropout Probability	uniform(0, 0.5)

TABLE II: The hyperparameter search space for the proposed LSTM network of Fig. 3.

Parameter	Search Space
Optimizer	[sgd, adam, adadelata]
Learning Rate	[0.001, 0.0001]
Strides	[1, 4, 8]
# Convolution Layers	[1, 2, 3]
# Filter	[64, 128, 256]
Kernel	[8, 32, 128]
# FC Layers	[1, 2, 3]
# FC Neurons	[128, 256, 512]
Activation Function	[relu, tanh, softplus]
Dropout Probability	uniform(0, 0.5)

TABLE III: The hyperparameter search space for the convolutional network of Fig. 4.

For the decision tree model, the only hyperparameter is the depth of the tree. Moreover, the training phase of the decision tree is not a very time-consuming process. So, finding the best hyperparameter of the decision tree model can be done easily by brute-force searching.

## VI. EXPERIMENTAL RESULTS

In this section, we aim to systematically investigate the leaked bytes of TLS protocol using Framework 1, presented in Section V. We apply the proposed framework on the data captured by the methods described in Section IV. Our dataset consists of samples where each one is the raw bytes of the whole TCP session containing TLS encrypted data.

As mentioned in Sections IV and V, each traffic sample is labeled with (a) its caller domain, and (b) its keeper domain. We study the information leakage of the TLS protocol using data labeled by these two methods. Each data sample contains the whole traffic of a session. Since such data element is relatively huge, it needs to be preprocessed before usage, by the following considerations.

- 1) In real-time systems, it is highly crucial to make a decision about the input data in a short time—for instance, DDoS<sup>3</sup> detection systems have to identify and block malicious network traffic as quickly as possible. Therefore, we need to extract the necessary information before the whole network traffic is transferred. So, we need to focus only on the initial packets.
- 2) The data related to each sample has a relatively huge volume and contains too much redundancy. The hugeness of data can confront us with the curse of dimensionality [58]. Due to the high redundancy of data, in our analysis, we can only focus on some specific parts of data without significant loss in the accuracy of the result.

To consider the above points, we take the first 200 bytes of each session's first ten packets. Our experiments revealed that for the captured dataset, the information existed in the rest of the packets or the rest bytes of each packet is negligible.

<sup>3</sup>Distributed denial of service.

Also, considering the histogram of packet length in our dataset, depicted in Figs. 5a and 5b, one can observe that the majority of packets are smaller than 200 bytes. In particular, this fact matches better to the traffic captured by the Selenium crawler, which produces traffic that we know is more resemblant to real-world traffic. Moreover, since most of the machine learning methods need fixed-length input, we zero-padded packets with length less than 200 bytes to make them of length 200 bytes. Finally, it should be noted that the first three segments of every TCP session belong to the handshake of TCP protocol, and since their payloads are empty, we ignore them and apply the proposed framework from the fourth segment.

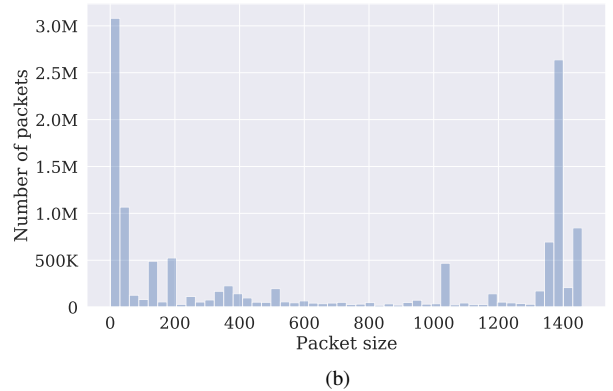
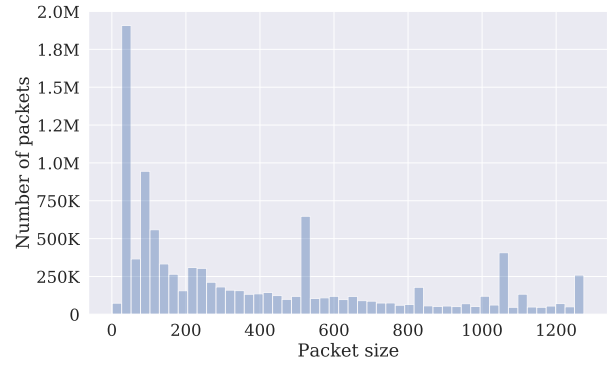


Fig. 5: The histogram of packet lengths in the captured datasets. Empty packets and packets larger than 95th percentile are removed from the graph. (a) Dataset crawled by Selenium, and (b) Dataset crawled by Scrapy.

As mentioned before, we aim to apply our proposed iterative framework on the captured data. So, we need to determine the initial data on which we start the algorithm, the ML models for extracting information, and the interpretation methods. In the rest of this section, we will go through the Framework 1, iteration by iteration.

We use three types of machine learning models for extracting information from TLS traffic. The ML models include: (i) a decision tree, (ii) a recurrent neural network with LSTM units, and (iii) a 1-D convolutional neural network. Deep networks



(e.g., RNNs and CNNs) are highly capable of extracting information and relations while the decision tree is not as good on the data with complicated patterns. However, the decision trees are easily *interpretable*, while deep networks' interpretability is still under investigation. So, if the decision tree's extraction accuracy gets close to that of deep networks, we can assume that one can effectively find the leaker bytes of traffic by interpreting the decision tree. As a result, in the case that the accuracies of these techniques are close enough, we choose the decision tree's *impact vector* as the interpretation method used in our framework.

In the following, we will describe the results of iterations and the transformations between iterations. We aggregate all the results of iteration in Table IV. For applying the above ML models, we need to tune their hyperparameters properly. These values were chosen using the method described in Section V. The final value of the hyperparameters is presented in the Appendix. After training the ML models for the information extraction tasks (which in our case is a webpage fingerprinting task), we achieved the accuracies given in Table IV. As we observe, the decision tree has almost achieved the same accuracy as of deep neural networks in all iterations. So, its accuracy is reliable, and we can use its impact vectors reliably as our interpretation method.

**First iteration: TCP payloads.** In the first iteration, as mentioned before, we start with the zero-padded first 200 bytes of packets 4 to 13 in each TCP session. We apply the ML methods introduced in Section V on such input data. The achieved accuracies of the three ML models are reported in Table IV. It can be inferred from the results that the decision tree has achieved accuracy close enough to the accuracy of deep neural networks. So, its accuracy is reliable to be used as an interpretation method.

The impact of input bytes on the output of the decision tree for both keeper and caller domain datasets are shown in Figs 6a and 6b. Considering the impact vectors, we can observe that the first and second packets have the most impact on the output. We know that the first TCP segments of a session conveying TLS data contain TLS handshake records. The TLS handshakes are mainly contained unencrypted data. Hence, we may conclude that the unencrypted TLS handshakes cause such high accuracy and information leakage. In the next iteration, we will set aside the handshake records and only focus on the TLS *application data* records<sup>4</sup>.

**Second iteration: TLS payloads.** In the second iteration, as mentioned above, we only consider those TCP segments that contain TLS application data records. Similar to the previous iteration, we consider the first 200 bytes of the first 10 TLS application data packets in a given session as the input data. Then, we apply another iteration of Framework 1 on this data. The result of the framework is reported in the Table IV. We observe that the decision tree has an accuracy close enough to the accuracy of deep neural networks. So, we can rely on the interpretation result of the decision tree.

The impact of each byte on the output can be found in Figs.

6c and 6d. Considering these impact vectors, we can deduce that the 5th and 5th bytes of packets have the most impact on the output. Referring to the TLS protocol design, these bytes indicate the length of TLS application data. As a result, we conclude that TLS records' length is the most leaker part of the data in this iteration. In the next iteration, we use TLS packets and mask their headers (i.e., the first five bytes of the packet) by setting their values to zero in order to remove the effect of these influential bytes. Notice that the first byte of the TLS application data contains the value 0x17 and the second and third bytes determine the protocol version. Since the first three bytes are not important, we make all the TLS header zero.

**Third iteration: TLS packets with masked header.** In the third iteration, we use the data used in the previous iteration (i.e., the TLS application data) with masked headers, namely, the first five bytes of such TLS packets are set to zero. Then we apply our ML methods on such data. The model accuracies of this scenario are also presented in Table IV. Similar to the previous iterations, the decision tree has an accuracy close enough to the accuracies of deep neural networks.

The impact of each byte on the output is depicted in Figs. 6e and 6f. Considering these impact vectors, one can observe that the most influential dimensions correspond to the initialization vector (IV) in the TLS protocol, which spans 6th to 21st bytes in the TLS application data payload.

**Forth iteration: TLS payloads with IV removed.** In this iteration, we examine the effect of removing the encryption IV bytes in the TLS payload. Hence, to prepare the data for this iteration, we mask the first 21st bytes of each packet of the TLS application data. The model accuracies of this scenario are also presented in Table IV. The results show that the performance of the decision tree is still close to the performance of deep neural networks. So the interpretation results of the decision tree are valid. Finally, the impact vectors of both datasets are visualized in Figs. 6g and 6h.

**Fifth iteration: Concatenated TLS packets.** The input data to this iteration is the data from the previous iteration, but with concatenated payloads. We apply our ML methods on such data. The hyperparameter values and model accuracies of this scenario are presented in the Appendix and Table IV, respectively. The impact of each byte of this data depicted in Figs. 6i and 6j. Considering these impact vectors, we can observe that the impacts are not concentrated on some input dimensions anymore, and almost all input bytes have an impact less or more.

On the other hand, the accuracy of the decision tree is significantly less than neural networks, and the dependencies are so complex that the decision tree is not able to extract information as well as neural networks. So, based on our iterative algorithm, we can deduce that the process can be terminated since no specific part of data is significantly more leaker than the rest of the data. Also, all the data in this iteration are encrypted bytes, and it is almost impossible to continue our framework.

It is important to note that even at the end of our iterations, Fifth iteration, the information extractors' accuracy is much more than a random classifier. So, there still exists some

<sup>4</sup>Note that a TLS application data record is determined by the number 0x17 appeared in the first byte of the corresponding TCP payload.

information extractable in TLS encrypted data, while it is not due to the leakage of information from specific bytes.

## VII. CONCLUSION AND FUTURE WORKS

Machine learning model interpretability is one of the new topics in the field of applied machine learning. In this paper, we have investigated the leakage of information from TLS protocol by utilizing ML model interpreting techniques. These approaches help us understand the information leakage sources of TLS traffic, which we called the leaker parts.

To investigate the TLS protocol's leaker parts, we have proposed an iterative framework based on interpreting ML models to find leakage in data. To this end, we first have implemented a website fingerprinting attack to TLS. We have gathered suitable datasets with the help of Selenium and Scrapy tools. Then, we have tried to extract information from traffic generated while a user is surfing a website, using ML techniques. We have employed decision trees, recurrent neural networks, and convolutional neural networks to perform the fingerprinting attack. Moreover, for the interpreting technique, we use the importance vector provided by the decision tree algorithm. Our results show that the TLS handshake (which is mainly unencrypted), the TLS record length appears in the TLS application data header, and the initialization vector (IV) field are among the most critical leaker parts in this protocol, respectively (also, see Fig. 6).

Our results show that by eliminating the leaker dimensions (i.e., input bytes), the accuracy of the proposed fingerprinting models, used as the information extractor, decrease from 98.58% to 15.57% for the keeper domain setting and 63.25% to 24.8% for the caller domain setting, respectively. This decrement is significant, but there is still some information extractable from the encrypted data itself. Moreover, this information is not omittable as it is distributed over all bytes of encrypted data (Fig. 6). So, it seems that the TLS protocol still needs some changes to get safer.

It should be emphasized that the proposed framework can be used for examining the information leakage from various protocols. Our framework suggests a reliable and systematic method for finding leaker parts of data, that can help protocol designer to make safer protocols.

As a future direction, instead of using the importance vector of decision trees for the interpretation method in our framework, one can employ interpretability techniques for deep learning, studied recently. However, it should be noted that although many techniques have been proposed to interpret DL models, this field is still under massive investigation. Moreover, many of the interpretation methods developed so far are mainly proposed for image applications.

## ACKNOWLEDGMENT

The authors would like to thank Saeed Aqamiri for his valuable discussion and feedback on this work.

## REFERENCES

- [1] W. Stallings and L. Brown, *Computer Security: Principles and Practice*. Upper Saddle River, NJ, USA: Prentice Hall Press, 3rd ed., 2014.
- [2] T. Dierks, "The transport layer security (tls) protocol version 1.2," 2008.
- [3] R. Barnes, M. Thomson, A. Pironti, and A. Langley, "Deprecating secure sockets layer version 3.0," in *IETF RFC 7568*, 2015.
- [4] T.-F. Yen, Y. Xie, F. Yu, R. P. Yu, and M. Abadi, "Host fingerprinting and tracking on the web: privacy and security implications," in *The 19th Annual Network and Distributed System Security Symposium (NDSS) 2012*, Internet Society, February 2012.
- [5] M. Roughan, S. Sen, O. Spatscheck, and N. Duffield, "Class-of-service mapping for qos: a statistical signature-based approach to ip traffic classification," in *Proceedings of the 4th ACM SIGCOMM conference on Internet measurement*, pp. 135–148, ACM, 2004.
- [6] Yufeng Kou, Chang-Tien Lu, S. Sirwongwattana, and Yo-Ping Huang, "Survey of fraud detection techniques," in *IEEE International Conference on Networking, Sensing and Control, 2004*, vol. 2, pp. 749–754 Vol.2, 2004.
- [7] P. Sirinam, M. Imani, M. Juárez, and M. Wright, "Deep fingerprinting: Undermining website fingerprinting defenses with deep learning," *CoRR*, vol. abs/1801.02265, 2018.
- [8] X. Cai, X. C. Zhang, B. Joshi, and R. Johnson, "Touching from a distance: Website fingerprinting attacks and defenses," in *Proceedings of the 2012 ACM Conference on Computer and Communications Security, CCS '12*, (New York, NY, USA), pp. 605–616, ACM, 2012.
- [9] H. Kim, K. C. Claffy, M. Fomenkov, D. Barman, M. Faloutsos, and K. Lee, "Internet traffic classification demystified: myths, caveats, and the best practices," in *Proceedings of the 2008 ACM CoNEXT conference*, p. 11, ACM, 2008.
- [10] M. Lotfollahi, M. J. Siavoshani, R. S. H. Zade, and M. Saberian, "Deep packet: A novel approach for encrypted traffic classification using deep learning," *Soft Computing*, 2020.
- [11] W. Wang, M. Zhu, J. Wang, X. Zeng, and Z. Yang, "End-to-end encrypted traffic classification with one-dimensional convolution neural networks," in *Intelligence and Security Informatics (ISI), 2017 IEEE International Conference on*, pp. 43–48, IEEE, 2017.
- [12] F. Pacheco, E. Exposito, M. Gineste, C. Baudoin, and J. Aguilar, "Towards the deployment of machine learning solutions in network traffic classification: A systematic survey," vol. 21, pp. 1988–2014, 2019.
- [13] L. Bernaille, R. Teixeira, I. Akodkenou, A. Soule, and K. Salamatian, "Traffic classification on the fly," *SIGCOMM Comput. Commun. Rev.*, vol. 36, pp. 23–26, Apr. 2006.
- [14] Y.-D. Lin, C.-N. Lu, Y.-C. Lai, W.-H. Peng, and P.-C. Lin, "Application classification using packet size distribution and port association," *Journal of Network and Computer Applications*, vol. 32, no. 5, pp. 1023 – 1030, 2009. Next Generation Content Networks.
- [15] V. Rimmer, D. Preuveneers, M. Juárez, T. van Goethem, and W. Joosen, "Automated feature extraction for website fingerprinting through deep learning," *CoRR*, vol. abs/1708.06376, 2017.
- [16] R. Boutaba, M. A. Salahuddin, N. Limam, S. Ayoubi, N. Shahriar, F. Estrada-Solano, and O. M. Caicedo, "A comprehensive survey on machine learning for networking: evolution, applications and research opportunities," *Journal of Internet Services and Applications*, vol. 9, no. 1, p. 16, 2018.
- [17] V. Rimmer, D. Preuveneers, M. Juárez, T. V. Goethem, and W. Joosen, "Automated website fingerprinting through deep learning," *Proceedings 2018 Network and Distributed System Security Symposium*, 2018.
- [18] N. Nikiforakis, A. Kapravelos, W. Joosen, C. Kruegel, F. Piessens, and G. Vigna, "Cookieless monster: Exploring the ecosystem of web-based device fingerprinting," pp. 541–555, 05 2013.
- [19] "namespace(7) - linux manual page," <https://man7.org/linux/man-pages/man7/namespaces.7.html>, 2020.
- [20] S. Rezaei and X. Liu, "Deep learning for encrypted traffic classification: An overview," *IEEE communications magazine*, vol. 57, no. 5, pp. 76–81, 2019.
- [21] T. Bakhshi and B. Ghita, "On internet traffic classification: A two-phased machine learning approach," *Journal of Computer Networks and Communications*, vol. 2016, 2016.
- [22] J. Sherry, C. Lan, R. A. Popa, and S. Ratnasamy, "Blindbox: Deep packet inspection over encrypted traffic," in *ACM SIGCOMM Computer Communication Review*, vol. 45, pp. 213–226, ACM, 2015.
- [23] L. Deri, M. Martinelli, T. Bujlow, and A. Cardigliano, "ndpi: Open-source high-speed deep packet inspection," in *2014 International Wireless Communications and Mobile Computing Conference (IWCMC)*, pp. 617–622, IEEE, 2014.
- [24] T. Bujlow, V. Carela-Español, and P. Barlet-Ros, "Independent comparison of popular dpi tools for traffic classification," *Computer Networks*, vol. 76, pp. 75–89, 2015.

Dataset	Keeper Domain Dataset				Caller Domain Dataset			
	Itr. 1	Itr. 2	Itr. 3 (Itr. 4)	Itr. 5	Itr. 1	Itr. 2	Itr. 3 (Itr. 4)	Itr. 5
<b>1-D Conv</b>	98.19	49.30	27.44 (25.48)	21.71	60.26	29.55	26.58 (19.85)	20.16
<b>RNN</b>	98.18	72.81	27.65 (20.3)	37.10	59.30	43.51	30.17 (23.98)	35.37
<b>DT</b>	98.58	72.01	25.21 (19.1)	15.57	63.25	46.62	25.95 (20.00)	24.80

TABLE IV: The accuracy of each ML model on the keeper and caller domain datasets (the numbers are in percent).

- [25] D. Naylor, A. Finamore, I. Leontiadis, Y. Grunenberger, M. Mellia, M. Munafo, K. Papagiannaki, and P. Steenkiste, "The cost of the 's' in https," in *Proceedings of the 10th ACM International Conference on emerging Networking Experiments and Technologies*, pp. 133–140, 2014.
- [26] J. Erman, A. Mahanti, M. Arlitt, and C. Williamson, "Identifying and discriminating between web and peer-to-peer traffic in the network core," in *Proceedings of the 16th international conference on World Wide Web*, pp. 883–892, ACM, 2007.
- [27] T. Karagiannis, K. Papagiannaki, and M. Faloutsos, "BlinC: multilevel traffic classification in the dark," in *ACM SIGCOMM Computer Communication Review*, vol. 35, pp. 229–240, ACM, 2005.
- [28] P. Bermolen, M. Mellia, M. Meo, D. Rossi, and S. Valenti, "Abacus: Accurate behavioral classification of p2p-tv traffic," *Computer Networks*, vol. 55, no. 6, pp. 1394–1411, 2011.
- [29] A. Panchenko, F. Lanze, J. Pennekamp, T. Engel, A. Zinnen, M. Henze, and K. Wehrle, "Website fingerprinting at internet scale," in *NDSS*, 2016.
- [30] M. Shen, Y. Liu, S. Chen, L. Zhu, and Y. Zhang, "Webpage fingerprinting using only packet length information," in *ICC 2019-2019 IEEE International Conference on Communications (ICC)*, pp. 1–6, IEEE, 2019.
- [31] G. Draper-Gil, A. H. Lashkari, M. S. I. Mamun, and A. A. Ghorbani, "Characterization of encrypted and vpn traffic using time-related," in *Proceedings of the 2nd international conference on information systems security and privacy (ICISSP)*, pp. 407–414, 2016.
- [32] W. Wang, M. Zhu, X. Zeng, X. Ye, and Y. Sheng, "Malware traffic classification using convolutional neural network for representation learning," in *2017 International Conference on Information Networking (ICOIN)*, pp. 712–717, IEEE, 2017.
- [33] M. Lopez-Martin, B. Carro, A. Sanchez-Esguevillas, and J. Lloret, "Network traffic classifier with convolutional and recurrent neural networks for internet of things," *IEEE Access*, vol. 5, pp. 18042–18050, 2017.
- [34] G. Aceto, D. Ciuonzo, A. Montieri, and A. Pescapé, "Mobile encrypted traffic classification using deep learning: Experimental evaluation, lessons learned, and challenges," *IEEE Transactions on Network and Service Management*, 2019.
- [35] B. Möller, T. Duong, and K. Kotowicz, "This poodle bites: exploiting the ssl 3.0 fallback," 2014.
- [36] N. Aviram, S. Schinzel, J. Somorovsky, N. Heninger, M. Dankel, J. Steube, L. Valenta, D. Adrian, J. A. Halderman, V. Dukhovni, E. Käsper, S. N. Cohn, S. Engels, C. Paar, and Y. Shavitt, "Drown: Breaking tls using sslv2," in *USENIX Security Symposium*, 2016.
- [37] H. Böck, J. Somorovsky, and C. Young, "Return of bleichenbacher's oracle threat (robot)," in *Proceedings of the 27th USENIX Conference on Security Symposium, SEC'18, (USA)*, pp. 817–832, USENIX Association, 2018.
- [38] S. Frolov and E. Wustrow, "The use of tls in censorship circumvention," in *NDSS*, 2019.
- [39] R. Holz, J. Amann, O. Mehani, M. Wachs, and M. Ali Kaafar, "Tls in the wild: An internet-wide analysis of tls-based protocols for electronic communication," *Proceedings 2016 Network and Distributed System Security Symposium*, 2016.
- [40] M. Husák, M. Čermák, T. Jirsík, and P. Čeleda, "Network-based https client identification using ssl/tls fingerprinting," in *Proceedings of the 2015 10th International Conference on Availability, Reliability and Security*, ARES '15, (USA), pp. 389–396, IEEE Computer Society, 2015.
- [41] M. Husák, M. Čermák, T. Jirsík, and P. Čeleda, "Https traffic analysis and client identification using passive ssl/tls fingerprinting," *EURASIP J. Inf. Secur.*, vol. 2016, Dec. 2016.
- [42] P. Kotzias, A. Razaghpanah, J. Amann, K. G. Paterson, N. Vallina-Rodriguez, and J. Caballero, "Coming of age: A longitudinal study of tls deployment," in *Proceedings of the Internet Measurement Conference 2018, IMC '18, (New York, NY, USA)*, pp. 415–428, Association for Computing Machinery, 2018.
- [43] A. Razaghpanah, A. Akhavan Niaki, N. Vallina-Rodriguez, S. Sundaresan, J. Amann, and P. Gill, "Studying tls usage in android apps," pp. 350–362, 11 2017.
- [44] B. Anderson and D. McGrew, "Tls beyond the browser: Combining end host and network data to understand application behavior," in *Proceedings of the Internet Measurement Conference, IMC '19, (New York, NY, USA)*, pp. 379–392, Association for Computing Machinery, 2019.
- [45] J. R. Quinlan, "Induction of decision trees," *Machine learning*, vol. 1, no. 1, pp. 81–106, 1986.
- [46] Q. Hu, X. Che, L. Zhang, D. Zhang, M. Guo, and D. Yu, "Rank entropy-based decision trees for monotonic classification," *IEEE Transactions on Knowledge and Data Engineering*, vol. 24, no. 11, pp. 2052–2064, 2011.
- [47] T. Hastie, R. Tibshirani, and J. Friedman, *The elements of statistical learning: data mining, inference, and prediction*. Springer Science & Business Media, 2009.
- [48] J. Schmidhuber, "Deep learning in neural networks: An overview," *Neural networks*, vol. 61, pp. 85–117, 2015.
- [49] I. Goodfellow, Y. Bengio, and A. Courville, *Deep Learning*. MIT Press, 2016. <http://www.deeplearningbook.org>.
- [50] Y. Kim, "Convolutional neural networks for sentence classification," *arXiv preprint arXiv:1408.5882*, 2014.
- [51] A. Graves, "Supervised sequence labelling," in *Supervised sequence labelling with recurrent neural networks*, pp. 5–13, Springer, 2012.
- [52] A. Graves, "Long short-term memory," in *Supervised sequence labelling with recurrent neural networks*, pp. 37–45, Springer, 2012.
- [53] "Scrapy, a fast high-level web crawling & scraping framework for python." <https://github.com/scrapy/scrapy>, 2020.
- [54] "A browser automation framework and ecosystem." <https://github.com/SeleniumHQ/selenium>, 2020.
- [55] I. Žliobaitė, M. Pechenizkiy, and J. Gama, *An Overview of Concept Drift Applications*, pp. 91–114. Cham: Springer International Publishing, 2016.
- [56] S. Ioffe and C. Szegedy, "Batch normalization: Accelerating deep network training by reducing internal covariate shift," in *International conference on machine learning*, pp. 448–456, 2015.
- [57] J. S. Bergstra, R. Bardenet, Y. Bengio, and B. Kégl, "Algorithms for hyper-parameter optimization," in *Advances in neural information processing systems*, pp. 2546–2554, 2011.
- [58] M. Verleysen and D. François, "The curse of dimensionality in data mining and time series prediction," in *International Work-Conference on Artificial Neural Networks*, pp. 758–770, Springer, 2005.

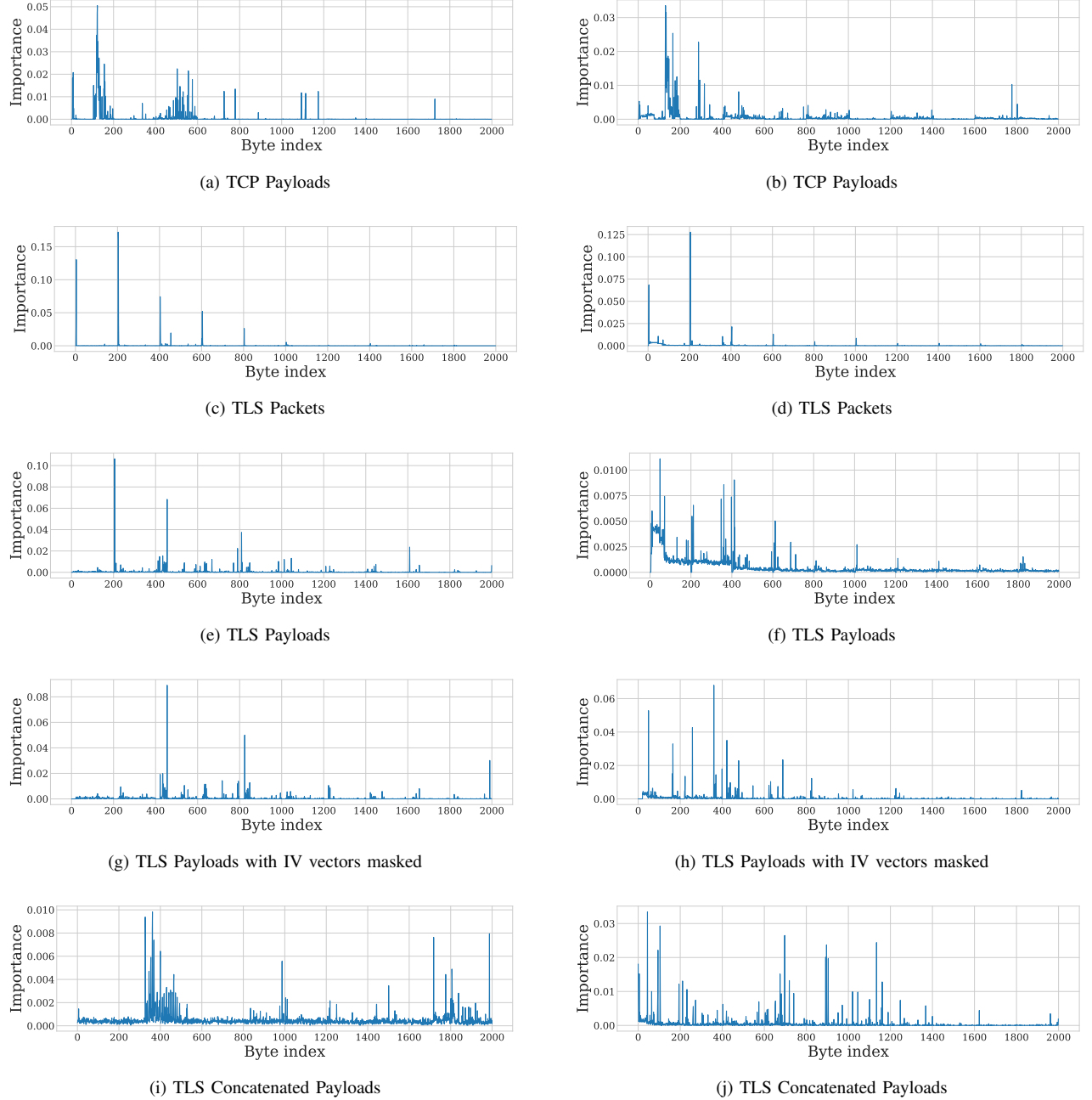


Fig. 6: The impact of each byte in determining the keeper (left) and caller (right) domain of sessions on different data samples.

## APPENDIX

### A. Hyperparameters of the proposed RNN

The value of hyperparameters for the proposed RNN networks are listed in Table V.

### B. Hyperparameters of the proposed CNN

The value of hyperparameters for the proposed CNN network are listed in Table VI.

Dataset	Keeper Domain Dataset				Caller Domain Dataset			
	Itr. 1	Itr. 2	Itr. 3	Itr. 5	Itr. 1	Itr. 2	Itr. 3	Itr. 5
<b>Optimizer</b>	adam	adam	adam	adam	adam	adam	adam	adam
<b>Learning Rate</b>	0.001	0.001	0.001	0.001	0.001	0.001	0.001	0.001
<b># LSTM Layers</b>	1	3	2	2	2	2	3	2
<b># LSTM Neurons</b>	[32]	[64, 16, 16]	[16, 16]	[64, 32]	[32, 16]	[16, 32]	[32, 32, 64]	[32, 32]
<b># FC Layers</b>	3	1	2	1	1	3	1	1
<b># FC Neurons</b>	[256, 256, 128]	[256]	[512, 256]	[256]	[128]	[256, 512, 128]	[512]	[256]
<b>Activation Function</b>	relu	tanh	tanh	softplus	softplus	relu	relu	tanh
<b>Dropout Probability</b>	0.3	0.03	0.16	0.11	0.17	0.02	0.24	0.05

TABLE V: The final values of hyperparameter for the RNN networks, used in Section VI.

Dataset	Keeper Domain Dataset				Caller Domain Dataset			
	Itr. 1	Itr. 2	Itr. 3	Itr. 5	Itr. 1	Itr. 2	Itr. 3	Itr. 5
<b>Optimizer</b>	adam	adam	adam	adam	adam	adam	adam	adam
<b>Learning Rate</b>	0.0001	0.0001	0.0001	0.0001	0.001	0.0001	0.0001	0.001
<b>Stride</b>	1	4	1	4	4	1	1	8
<b># Conv Layers</b>	1	2	1	1	1	2	3	3
<b># Filters</b>	[128]	[256, 256]	[64]	[256]	[64]	[64, 256]	[128, 64, 256]	[64, 64, 128]
<b>Kernel</b>	[32]	[8, 128]	[32]	[32]	[8]	[8, 32]	[128, 32, 32]	[32, 32, 8]
<b># FC Layers</b>	3	1	3	2	2	3	2	3
<b># FC Neurons</b>	[256, 512, 512]	[256]	[256, 128, 512]	[512, 256]	[512, 128]	[512, 512, 128]	[128, 128]	[128, 256, 256]
<b>Activation Function</b>	softplus	softplus	softplus	relu	relu	tanh	softplus	tanh
<b>Dropout Probability</b>	0.44	0.47	0.16	0.37	0.17	0.34	0.09	0.15

TABLE VI: The final values of hyperparameter for the CNN networks, used in Section VI.