

DUSA MCDUFF AND SYMPLECTIC GEOMETRY

FELIX SCHLENK

Dusa McDuff has led three mathematical lives. In her early twenties she worked on von Neumann algebras, and in [Mc69a, Mc69b] established the existence of uncountably many different algebraic types of II_1 -factors. After an inspiring six months studying with Gel'fand in Moscow and a two-year post-doc in Cambridge studying topology, she wrote a “second thesis” while working with Graeme Segal on configuration spaces and the group-completion theorem, and investigated the topology of various diffeomorphism groups, in particular symplectomorphism groups. This brought her to symplectic geometry, which was revolutionized around 1985 by Gromov’s introduction of J -holomorphic curves [Gr85].

In this short text I will describe some of McDuff’s wonderful contributions to symplectic geometry. After reviewing what is meant by ‘symplectic’ I will mostly focus on her work on symplectic embedding problems. Some of her other results in symplectic geometry are discussed at the end. More personal texts about Dusa can be found in [Mc11b]. Parts of this text overlap with the ‘Perspective’ in [Mc11b] written jointly with Leonid Polterovich.

1. SYMPLECTIC

There are many strands to and from symplectic geometry. The most important ones are classical mechanics and algebraic geometry. I do not list these strands but refer you to [McSa17, Sch18]. Here, I simply give the

Definition 1. Let M be a smooth manifold. A *symplectic form* on M is a non-degenerate closed 2-form ω . A diffeomorphism φ of M is *symplectic* (or a *symplectomorphism*) if $\varphi^*\omega = \omega$.

The non-degeneracy condition implies that symplectic manifolds are even-dimensional. An example is \mathbb{R}^{2n} with the constant differential 2-form

$$\omega_0 = \sum_{i=1}^n dx_i \wedge dy_i.$$

Other examples are surfaces endowed with an area form, their products, and Kähler manifolds.

If you begin your first lecture on symplectic geometry like this, you may very well find yourself alone the following week. You may thus prefer to start in a more elementary way: Let γ be a closed oriented piecewise smooth curve in \mathbb{R}^2 . If γ is embedded, assign to γ the signed area of the disc D bounded by γ , namely $\text{area}(D)$ or $-\text{area}(D)$, as in Figure 1.1.

Date: November 19, 2020.

FS partially supported by SNF grant 200020-144432/1.



FIGURE 1.1. The sign of the signed area of an embedded closed curve in \mathbb{R}^2

If γ is not embedded, successively decompose γ into closed embedded pieces as illustrated in Figure 1.2, and define $A(\gamma)$ as the sum of the signed areas of these pieces.

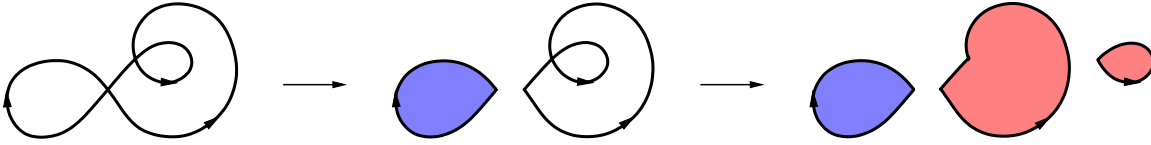


FIGURE 1.2. Splitting a closed curve into embedded pieces

Definition 2. The standard symplectic structure of \mathbb{R}^{2n} is the map

$$A(\gamma) = \sum_{i=1}^n A(\gamma_i), \quad \gamma = (\gamma_1, \dots, \gamma_n) \subset \mathbb{R}^{2n}.$$

A symplectomorphism φ of \mathbb{R}^{2n} is a diffeomorphism that preserves the signed area of closed curves:

$$A(\varphi(\gamma)) = A(\gamma) \quad \text{for all closed curves } \gamma \subset \mathbb{R}^{2n}.$$

A symplectic structure on a manifold M is an atlas whose transition functions are (local) symplectomorphisms, and a symplectomorphism of M is then a diffeomorphism that preserves this local structure.

The standard symplectic structure of \mathbb{R}^{2n} is thus given by assigning to a closed curve the sum of the signed areas of the n curves obtained by projecting to the coordinate planes $\mathbb{R}^2(x_i, y_i)$. And a symplectic structure on a manifold is a coherent way of assigning a signed area to sufficiently local closed curves. The equivalence of the two definitions follows from

Darboux's Theorem. *Around every point of a symplectic manifold (M, ω) there exists a coordinate chart φ such that $\varphi^*\omega_0 = \omega$.*

The group of symplectomorphisms of a symplectic manifold is very large. Indeed, for every compactly supported smooth function $H: M \times [0, 1] \rightarrow \mathbb{R}$ each time- t map ϕ_H^t of its Hamiltonian flow is a symplectomorphism. Symplectomorphisms of this form are called Hamiltonian diffeomorphisms. The Hamiltonian flow is the flow generated by the vector field X_H implicitly defined by

$$\omega(X_H, \cdot) = -dH(\cdot).$$

For $(\mathbb{R}^{2n}, \omega_0)$ one has $X_H = J_0 \nabla H$, where J_0 is the usual complex structure on $\oplus_i \mathbb{R}^2(x_i, y_i)$.

2. SYMPLECTIC EMBEDDING PROBLEMS

By Darboux's Theorem, symplectic manifolds have no local invariants beyond the dimension. But there are several ways to associate global numerical invariants to symplectic manifolds. One of them is by looking at embedding problems. Take a compact subset K of $(\mathbb{R}^{2n}, \omega_0)$. By a symplectic embedding $K \rightarrow M$ we mean the restriction to K of a smooth embedding $\varphi: U \rightarrow M$ of an open neighbourhood of K that is symplectic, $\varphi^*\omega = \omega_0$. In this case we write $K \xrightarrow{s} (M, \omega)$. For every K , the largest number λ such that the dilate λK symplectically embeds into (M, ω) is then a symplectic invariant of (M, ω) . Seven further reasons to study symplectic embedding problems can be found in [Sch18].

2.1. The Nonsqueezing Theorem. Now take the closed ball $B^{2n}(a)$ of radius $\sqrt{a/\pi}$ centred at the origin of \mathbb{R}^{2n} . (The notation reflects that symplectic measurements are 2-dimensional.) By what we said above, there are very many symplectic embeddings $B^{2n}(a) \xrightarrow{s} \mathbb{R}^{2n}$. However, none of them can make the ball thinner, as Gromov proved in his pioneering paper [Gr85]:

Nonsqueezing Theorem. $B^{2n}(a) \xrightarrow{s} B^2(A) \times \mathbb{R}^{2n-2}$ only if $a \leq A$.

The identity embedding thus already provides the largest ball that symplectically fits into the cylinder $B^2(A) \times \mathbb{R}^{2n-2}$ of infinite volume. While there are many forms of symplectic rigidity, this theorem is its most fundamental manifestation. The theorem shows that some volume preserving mappings cannot be approximated by symplectic mappings in the C^0 -topology. It also gave rise to the useful concept of a symplectic capacity, [EkHo89].

In [LaMc95a], Lalonde and McDuff generalized the Nonsqueezing Theorem to all symplectic manifolds:

General Nonsqueezing Theorem. For any symplectic manifold (M, ω) of dimension $2n - 2$,

$$B^{2n}(a) \xrightarrow{s} (B^2(A) \times M, \omega_0 \oplus \omega) \text{ only if } a \leq A.$$

Every good tool in symplectic geometry can be used to prove the Nonsqueezing Theorem. However, the technique of J -holomorphic curves used by Gromov is the most influential one, and also the most important tool in McDuff's work.

An almost complex structure J on a manifold P is a smooth collection $\{J_p\}_{p \in P}$, where J_p is a linear endomorphism of $T_p P$ such that $J_p^2 = -\text{id}$. The 'almost' indicates that such a structure does not need to be a complex structure, i.e. does not need to come from a holomorphic atlas. Not all symplectic manifolds admit complex structures, but they all admit almost complex structures. A J -holomorphic curve in an almost complex manifold (P, J) is a map u from a Riemann surface (Σ, j) to (P, J) such that

$$du \circ j = J \circ du.$$

This equation generalizes the Cauchy–Riemann equation defining holomorphic maps $\mathbb{C} \rightarrow \mathbb{C}^n$. In this text, the domain of a J -holomorphic curve will always be the usual Riemann

sphere, namely the round sphere $S^2 \subset \mathbb{R}^3$ whose complex structure j rotates a vector $v \in T_p S^2$ by $\frac{\pi}{2}$. Even in this case, it is usually impossible to write down a J -holomorphic curve for a given J . But this is not a problem, since one usually just wants to know that such a curve exists.

Now assume that $\varphi: B^{2n}(a) \xrightarrow{s} B^2(A) \times \mathbb{R}^{2n-2}$. Choose k so large that after a translation the image of φ is contained in $B^2(A) \times (0, k)^{2n-2}$. Compactifying the disc to the sphere $S^2(A')$ with its usual area form of area $A' > A$ and taking the quotient to the torus $T^{2n-2} = \mathbb{R}^{2n-2}/k\mathbb{Z}^{2n-2}$, we then obtain a symplectic embedding

$$\Phi: B^{2n}(a) \xrightarrow{s} S^2(A') \times T^{2n-2} =: (P, \omega)$$

where ω is the split symplectic structure on the product P . We will see that $a \leq A'$. Since $A' > A$ was arbitrary, Gromov's theorem then follows.

Denote by J_0 the usual complex structure on $B^{2n}(a) \subset \mathbb{C}^n$, and let J be an almost complex structure on P that restricts to $\Phi_* J_0$ on $\Phi(B^{2n}(a))$ and that is ω -tame, meaning that $\omega(v, Jv) > 0$ for all nonzero $v \in TP$. Such an extension exists, since ω -tame almost complex structures can be viewed as sections of a bundle over P whose fibers are contractible.

Lemma. *There exists a J -holomorphic sphere $u(S^2)$ through $\Phi(0)$ that represents the homology class of $S^2(A')$.*

This existence result follows from Gromov's compactness theorem for J -holomorphic curves in symplectic manifolds. The key point for the proof of the compactness theorem is that J is ω -tame, implying that J -holomorphic curves cannot behave too wildly. The compactness theorem implies the lemma because the class of $S^2(A')$ is primitive in $H_2(P; \mathbb{Z})$.

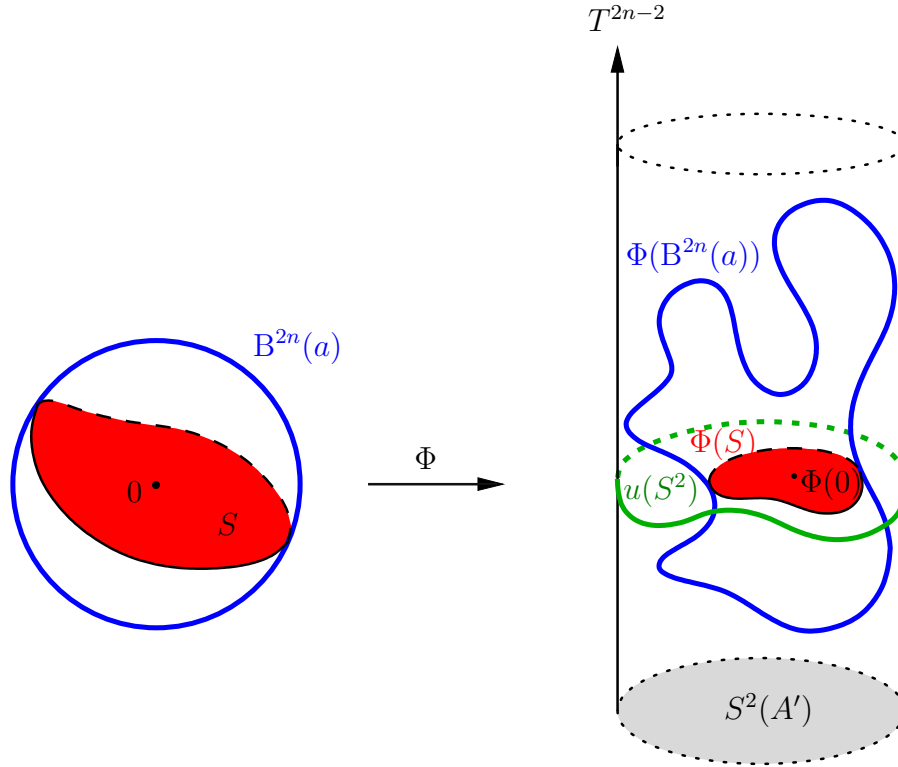
The Nonsqueezing Theorem readily follows from the lemma: The set

$$S = \Phi^{-1}(\Phi(B^{2n}(a)) \cap u(S^2))$$

is a proper 2-dimensional complex surface in $B^{2n}(a)$ through 0. By the Lelong inequality from complex analysis, the area of S with respect to the Euclidean inner product is at least a . Using also that Φ is symplectic we can now estimate

$$a \leq \text{area}(S) = \int_S \omega_0 = \int_S \Phi^* \omega = \int_{\Phi(S)} \omega \leq \int_{u(S^2)} \omega = A'.$$

This proof of the Nonsqueezing Theorem also works, for instance, for closed symplectic manifolds (M, ω) for which the integral of ω over spheres vanishes. In the general case, however, there are troubles with holomorphic spheres of negative Chern number. By now, these troubles are overcome thanks to the definition of Gromov–Witten invariants for general closed symplectic manifolds, by work of several (teams of) authors. McDuff helped to clarify the approach of Fukaya–Oh–Ono–Ohta in her joint work with Wehrheim, see [McWe17, Mc19]. In [LaMc95a], however, Lalonde and McDuff circumvented all technical issues by using a chain of beautiful geometric constructions that reduced the General Nonsqueezing Theorem essentially to the case proved by Gromov. The most important and influential of these is a multiple folding construction. Its simple version was used



in [LaMc95a] to show how the General Nonsqueezing Theorem implies that for all symplectic manifolds Hofer's metric on the group of compactly supported Hamiltonian diffeomorphisms is non-degenerate and hence indeed a metric, see §3.3. These two theorems were the first deep results in symplectic geometry proven for all symplectic manifolds.

2.2. Ball packings. We next try to pack a symplectic manifold by balls as densely as possible. Taking the open ball $\mathring{B}^4(1)$ as target, let

$$p_k = \sup \left\{ \frac{k \operatorname{Vol}(B^4(a))}{\operatorname{Vol}(B^4(1))} \mid \coprod_k B^4(a) \hookrightarrow \mathring{B}^4(1) \right\}$$

be the percentage of the volume of $\mathring{B}^4(1)$ that can be filled by k symplectically embedded equal balls. Then

(2.1)

k	1	2	3	4	5	6	7	8	≥ 9
p_k	1	$\frac{1}{2}$	$\frac{3}{4}$	1	$\frac{20}{25}$	$\frac{24}{25}$	$\frac{63}{64}$	$\frac{288}{289}$	1
c_k	1	2	2	2	$\frac{5}{2}$	$\frac{5}{2}$	$\frac{8}{3}$	$\frac{17}{6}$	\sqrt{k}

The lower line gives the capacities

$$c_k = \inf \left\{ A \mid \prod_k B^4(1) \xrightarrow{s} \mathring{B}^4(A) \right\}$$

that are related to the packing numbers p_k by $c_k^2 = \frac{k}{p_k}$. This table was obtained for $k \leq 5$ by Gromov [Gr85], for $k = 6, 7, 8$ and k a square by McDuff and Polterovich [McPo94], and for all k by Biran [Bi97]. This result is a special case of the following algebraic reformulation of the general ball packing problem

$$(2.2) \quad \prod_{i=1}^k B^4(a_i) \xrightarrow{s} \mathring{B}^4(A).$$

Ball Packing Theorem. *An embedding (2.2) exists if and only if*

(i) (Volume constraint) $A^2 > \sum_{i=1}^k a_i^2$;

(ii) (Constraint from exceptional spheres) $A > \frac{1}{d} \sum_{i=1}^k a_i m_i$ for every vector of non-negative integers $(d; m_1, \dots, m_k)$ that solves the Diophantine system

$$(DE) \quad \sum_i m_i = 3d - 1, \quad \sum_i m_i^2 = d^2 + 1$$

and can be reduced to $(0; -1, 0, \dots, 0)$ by repeated Cremona moves.

Here, a Cremona move takes a vector $(d; m_1, \dots, m_k)$ with $m_1 \geq \dots \geq m_k$ to the vector

$$(d'; \mathbf{m}') = (d + \delta; m_1 + \delta, m_2 + \delta, m_3 + \delta, m_4, \dots, m_k),$$

where $\delta = d - (m_1 + m_2 + m_3)$, and then reorders \mathbf{m}' .

Before discussing the proof, we use the theorem to obtain Table 2.1. If $(d; m_1, \dots, m_k)$ is a solution of (DE), then

$$(3d - 1)^2 = \left(\sum_{i=1}^k m_i \right)^2 \leq k \sum_{i=1}^k m_i^2 = k(d^2 + 1),$$

that is,

$$(9 - k)d^2 - 6d + (1 - k) \leq 0.$$

For $k \leq 8$, this equation has finitely many solutions d , and so (DE) has finitely many solutions for $k \leq 8$. They are readily computed:

$$(1; 1, 1), \quad (2; 1^{\times 5}), \quad (3; 2, 1^{\times 6}), \quad (4; 2^{\times 3}, 1^{\times 5}), \quad (5; 2^{\times 6}, 1, 1), \quad (6; 3, 2^{\times 7}),$$

and all these vectors reduce to $(0; -1)$ by Cremona moves. For instance, for the problem $\prod_8 B^4(1) \xrightarrow{s} \mathring{B}^4(A)$ the strongest constraint comes from the solution $(6; 3, 2^{\times 7})$, that gives $A > \frac{17}{6}$.

On the other hand, if $(d; m_1, \dots, m_k)$ is a solution of (DE) with $k \geq 9$, then

$$\frac{a}{d} \sum_{i=1}^k m_i = \frac{a}{d} (3d - 1) < \frac{a}{d} 3d \leq \frac{a}{d} \sqrt{k} d = a \sqrt{k}.$$

Hence the constraint $A > \frac{a}{d} \sum_{i=1}^k m_i$ is weaker than the volume constraint $A^2 > k a^2$, and so $p_k = 1$.

The proof of the Ball Packing Theorem is a beautiful story in three chapters, each of which contains an important idea of McDuff. The original symplectic embedding problem is converted to an increasingly algebraic problem in three steps.

The starting point is the symplectic blow-up construction, that goes back to Gromov and Guillemin–Sternberg, and was first used by McDuff [Mc91a] to study symplectic embeddings of balls. Recall that the complex blow-up $\text{Bl}(\mathbb{C}^2)$ of \mathbb{C}^2 at the origin 0 is obtained by replacing 0 by all complex lines in \mathbb{C}^2 through 0. At the topological level, this operation can be done as follows: First remove from \mathbb{C}^2 an open ball \mathring{B}^4 . The boundary S^3 of $\mathbb{C}^2 \setminus \mathring{B}^4$ is foliated by the Hopf circles $\{(\alpha z_1, \alpha z_2) \mid \alpha \in S^1\}$, namely the intersections of S^3 with complex lines. Now $\text{Bl}(\mathbb{C}^2)$ is obtained by replacing each such circle by a point. The boundary sphere S^3 becomes a 2-sphere $\mathbb{C}P^1$ in $\text{Bl}(\mathbb{C}^2)$ of self intersection number -1 , called the exceptional divisor. The manifold $\text{Bl}(\mathbb{C}^2)$ is diffeomorphic to the connected sum $\mathbb{C}^2 \# \overline{\mathbb{C}P^2}$.

This construction can be done in the symplectic setting: If one removes $\mathring{B}^4(a)$ from \mathbb{R}^4 , then there exists a symplectic form ω_a on $\text{Bl}(\mathbb{R}^4)$ such that $\omega_a = \omega_0$ outside a tubular neighbourhood of the exceptional divisor $\mathbb{C}P^1$ and such that ω_a is symplectic on $\mathbb{C}P^1$ with $\int_{\mathbb{C}P^1} \omega_a = a$. Given a symplectic embedding $\varphi: B^4(a) \rightarrow (M, \omega)$ into a symplectic 4-manifold, we can apply the same construction to $\varphi(B^4(a))$ in M to obtain the symplectic blow-up of (M, ω) by weight a .

There is also an inverse construction: Given a symplectically embedded -1 sphere Σ in a symplectic 4-manifold (M, ω) of area $\int_{\Sigma} \omega = a$, one can cut out a tubular neighbourhood of Σ and glue back $B^4(a)$, to obtain the ‘symplectic blow-down’ of M .

Now let M_k be the smooth manifold obtained by blowing up the complex projective plane $\mathbb{C}P^2$ in k points. Its homology $H_2(M_k; \mathbb{Z})$ is generated by the class L of a complex line and by the classes E_1, \dots, E_k of the exceptional divisors. Let $\ell, e_i \in H^2(M_k; \mathbb{Z})$ be their Poincaré duals. Every symplectic form ω on M_k defines a first Chern class $c_1(\omega)$, namely the first Chern class of any ω -tame almost complex structure. If we take a symplectic form ω on M_k constructed as above via k symplectic ball embeddings (that always exist if the balls are small enough), then $-c_1(\omega)$ is Poincaré dual to the class $K := -3L + \sum_i E_i$. Define $\mathcal{C}_K(M_k) \subset H^2(M_k; \mathbb{R})$ to be the set of classes represented by symplectic forms with $-c_1(\omega) = \text{PD}(K)$.

Compactifying $\mathring{B}^4(A)$ to $\mathbb{C}P^2(A)$ with its usual Kähler form integrating to A over a complex line, and using that the classes E_i can be represented by symplectic -1 spheres, McDuff and Polterovich [McPo94] obtained

Step 1. *There exists an embedding $\coprod_{i=1}^k B^4(a_i) \xrightarrow{s} \mathring{B}^4(A)$ if and only if the class $\alpha := A\ell - \sum_{i=1}^k a_i e_i \in H^2(M_k; \mathbb{R})$ lies in $\mathcal{C}_K(M_k)$.*

Our symplectic embedding problem is thus translated into a problem on the symplectic cone $\mathcal{C}_K(M_k)$. In Kähler geometry, the problem of deciding which cohomology classes can be represented by a Kähler form has a long history and is quite well understood. The solution of our symplectic analogue, however, needs different ideas and tools: Call a class $E \in H_2(M_k; \mathbb{Z})$ exceptional if $K \cdot E = 1$ and $E^2 = -1$, and if E can be represented by a smoothly embedded -1 sphere.

If ω is a symplectic form on M_k with $-c_1(\omega) = \text{PD}(K)$, then any ω -symplectic embedded -1 sphere represents an exceptional class. Seiberg–Witten–Taubes theory implies that the converse is also true: Every exceptional class E can be represented by an ω -symplectic embedded -1 sphere, [LiLi02]. This implies one direction of

Step 2. *$\alpha = A\ell - \sum_i a_i e_i \in H^2(M_k; \mathbb{R})$ lies in $\mathcal{C}_K(M_k)$ if and only if $\alpha^2 > 0$ and $\alpha(E) > 0$ for all exceptional classes.*

This equivalence is remarkable: Of course, a necessary condition for a class α with positive square to have a symplectic representative is that α evaluates positively on all classes that can be represented by closed symplectically embedded surfaces (and in particular on spheres). But the equivalence says that this is also a sufficient condition, and that it is actually enough to check positivity on spheres.

To prove the other direction in Step 2, one starts with an embedding of k tiny balls of size εa_i and then changes the symplectic form on M_k in class $A\ell - \varepsilon \sum_i a_i e_i$ in such a way that these balls look large. This can be done with the help of the inflation method of Lalonde–McDuff [Mc94, LaMc96a].

Inflation Lemma. *Let (M, ω) be a closed symplectic 4-manifold, and assume that the class $C \in H_2(M; \mathbb{Z})$ with $C^2 \geq 0$ can be represented by a closed connected embedded J -holomorphic curve Σ for some ω -tame J . Then the class $[\omega] + s \text{PD}(C)$ has a symplectic representative for all $s \geq 0$.*

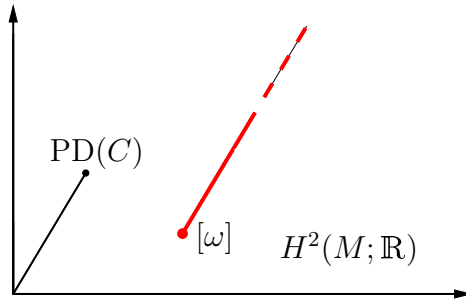


FIGURE 2.1. The ray in the symplectic cone provided by the Inflation Lemma

I explain the proof for the case $C^2 = 0$. In this case, the normal bundle of Σ is trivial, and we can identify a tubular neighbourhood of Σ with $\Sigma \times D$, where $D \subset \mathbb{R}^2$ is a disc.

Pick a radial function $f(r)$ with support in D that is non-negative and has $\int_D f = 1$. Let β be the closed 2-form on M that equals $\beta(z, x, y) = f(r) dx \wedge dy$ on $\Sigma \times D$ and vanishes outside of $\Sigma \times D$. Then $[\beta] = \text{PD}([\Sigma])$ and the forms $\omega + s\beta$ are symplectic for all $s \geq 0$. Indeed,

$$(\omega + s\beta)^2 = \underbrace{\omega^2}_{>0} + 2s \underbrace{\omega \wedge \beta}_{\geq 0} + s^2 \underbrace{\beta^2}_{=0} > 0$$

where for the middle term we used that $\omega|_\Sigma$ is symplectic.

Now take an embedding $\coprod_{i=1}^k B^4(\varepsilon a_i) \xrightarrow{s} \mathring{B}^4(A)$ of tiny balls. By Step 1 we know that the class $\alpha_\varepsilon := A\ell - \varepsilon \sum_i a_i e_i$ has a symplectic representative ω_ε . We wish to inflate this form to a symplectic form in class α . A first try could be to inflate ω_ε directly in the direction $\alpha - \alpha_\varepsilon$ to get up to α . But this does not work, because

$$(\alpha - \alpha_\varepsilon)^2 = \left(-\sum_i (1 - \varepsilon) a_i e_i\right)^2 = -(1 - \varepsilon)^2 \sum_i a_i^2 < 0.$$

However, assuming for simplicity that A and the a_i are rational, Seiberg–Witten–Taubes theory implies that there exists an integer n such that the Poincaré dual of $n\alpha \in H^2(M_k; \mathbb{Z})$ can be represented by a connected embedded J -holomorphic curve for a generic ω -tame J . We can thus inflate ω in the direction of $n\alpha$ and obtain that the classes $\alpha_\varepsilon + sn\alpha$ have symplectic representatives for all $s \geq 0$. Rescaling these forms by $\frac{1}{sn+1}$, we obtain symplectic forms in classes $A\ell - \frac{sn+\varepsilon}{sn+1} \sum_i a_i e_i$ that are as close to α as we like.

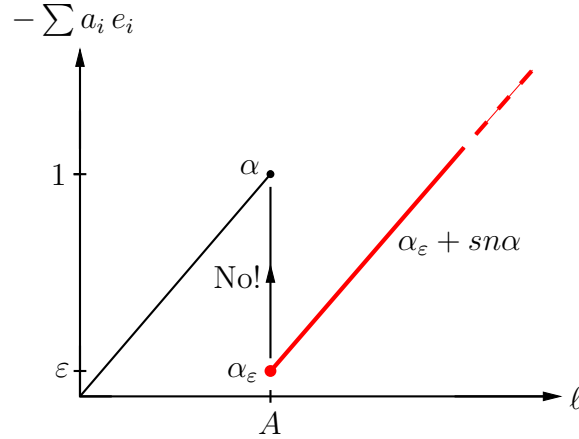


FIGURE 2.2. Inflating $\alpha_\varepsilon = [\omega_\varepsilon]$ to α

Usually, J -holomorphic curves are used to *obstruct* certain symplectic embeddings, like in the Nonsqueezing Theorem. In the Inflation Lemma and Step 2, however, other J -holomorphic curves are used to *construct* symplectic embeddings.

Step 3. $\alpha^2 > 0$ and $\alpha(E) > 0$ for all exceptional classes if and only if (i) and (ii) in the theorem hold.

Much of this step is rewriting: The inequality $\alpha^2 > 0$ translates to the volume constraint (i), and the inequality $\alpha(E) > 0$ for an exceptional class translates to (ii) if

we write E in the natural basis, $E = dL - \sum_{i=1}^k m_i E_i$. We are thus left with showing that a class $E = (d; m_1, \dots, m_k)$ that satisfies (DE) is exceptional exactly if it reduces to $(0; -1)$ under Cremona moves. This follows from a combinatorial argument in [LiLi02], see [McSch12].

2.3. Ellipsoids. We now look at embeddings of 4-dimensional ellipsoids

$$E(a, b) = \left\{ (z_1, z_2) \in \mathbb{C}^2 \mid \frac{\pi|z_1|^2}{a} + \frac{\pi|z_2|^2}{b} \leq 1 \right\}.$$

This is the ellipsoid in \mathbb{C}^2 whose projections to the coordinate planes are closed discs of area a and b . Again we take as target a ball, and after rescaling study the function

$$c(a) = \inf \left\{ A \mid E(1, a) \xrightarrow{s} \mathring{B}^4(A) \right\}, \quad a \geq 1.$$

Since this function is continuous, we can assume that a is rational. Then each leaf of the characteristic foliation on the boundary of $E(1, a)$ is closed. Proceeding as before, we compactify $\mathring{B}^4(A)$ to $\mathbb{C}P^2(A)$ and, given an embedding $E(1, a) \xrightarrow{s} \mathring{B}^4(A) \subset \mathbb{C}P^2(A)$, remove the image and collapse the remaining boundary along the characteristic foliation. But now this yields a symplectic orbifold with one or two cyclic quotient singularities, coming from the special leaves in the two coordinate planes. It may be difficult to reprove the results from Seiberg–Witten–Taubes theory used in the last section in such a space. McDuff in [Mc09] simply circumvented the singularities by using a version of the Hirzebruch–Jung resolution of singularities. She removed a bit more than the ellipsoid by successively blowing up finitely many balls, thereby producing a chain of J -spheres. Inflating this chain she reduced the problem $E(1, a) \xrightarrow{s} \mathring{B}^4(A)$ to the ball packing problem (2.2):

$$(2.3) \quad E(1, a) \xrightarrow{s} \mathring{B}^4(A) \iff \prod_{i=1}^k B^4(a_i) \xrightarrow{s} \mathring{B}^4(A)$$

where the a_i are given by

$$(a_1, \dots, a_k) =: \mathbf{w}(a) = \left(\underbrace{1, \dots, 1}_{\ell_0}, \underbrace{w_1, \dots, w_1}_{\ell_1}, \dots, \underbrace{w_N, \dots, w_N}_{\ell_N} \right)$$

with the weights $w_i > 0$ such that $w_1 = a - \ell_0 < 1$, $w_2 = 1 - \ell_1 w_1 < w_1$, and so on. For instance, $\mathbf{w}(3) = (1, 1, 1)$ and $\mathbf{w}(\frac{11}{4}) = (1, 1, \frac{3}{4}, \frac{1}{4}, \frac{1}{4}, \frac{1}{4})$. The multiplicities ℓ_i of $\mathbf{w}(a)$ give the continued fraction expansion of a . For $a \in \mathbb{N}$, (2.3) specializes to

$$(2.4) \quad E(1, k) \xrightarrow{s} \mathring{B}^4(A) \iff \prod_k B^4(1) \xrightarrow{s} \mathring{B}^4(A).$$

The ball packing problem $\prod_k B^4(1) \rightarrow \mathring{B}^4(A)$ is thus included in the 1-parameter problem $E(1, a) \xrightarrow{s} \mathring{B}^4(A)$.

The function $c(a)$ was computed in [McSch12] with the help of (2.3). The volume constraint is now $c(a) \geq \sqrt{a}$. Recall that the Fibonacci numbers are recursively defined

by $f_{-1} = 1, f_0 = 0, f_{n+1} = f_n + f_{n-1}$. Denote by $g_n := f_{2n-1}$ the odd-index Fibonacci numbers, hence $(g_0, g_1, g_2, g_3, g_4, \dots) = (1, 1, 2, 5, 13, \dots)$. The sequence $\gamma_n := \frac{g_{n+1}}{g_n}$,

$$(\gamma_0, \gamma_1, \gamma_2, \gamma_3, \dots) = \left(1, 2, \frac{5}{2}, \frac{13}{5}, \dots\right),$$

converges to τ^2 , where $\tau := \frac{1+\sqrt{5}}{2}$ is the Golden Ratio. Define the *Fibonacci stairs* as the graph on $[1, \tau^4]$ made from the infinitely many steps shown in Figure 2.4, where $a_n = \gamma_n^2 = \left(\frac{g_{n+1}}{g_n}\right)^2$ and $b_n = \frac{g_{n+2}}{g_n}$. The slanted edge starts on the volume constraint \sqrt{a} and extends to a line through the origin.

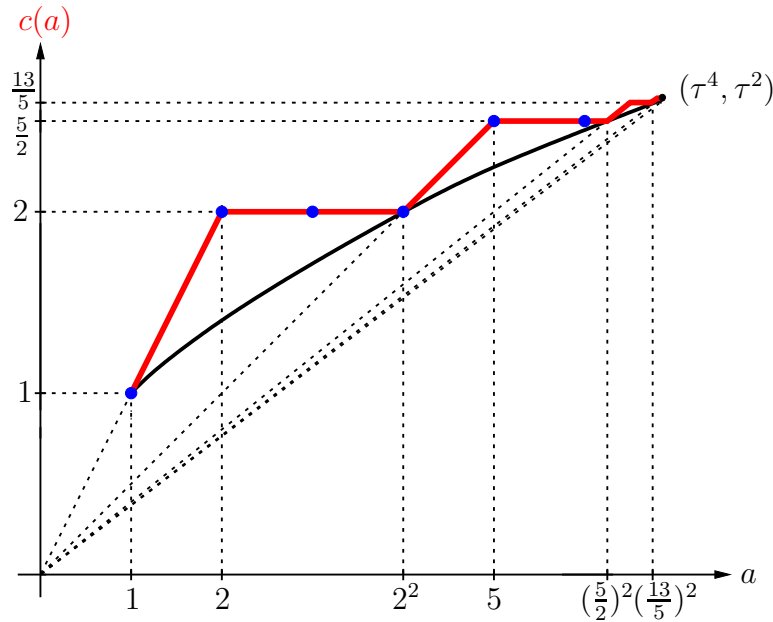


FIGURE 2.3. The Fibonacci stairs: The graph of $c(a)$ on $[1, \tau^4]$

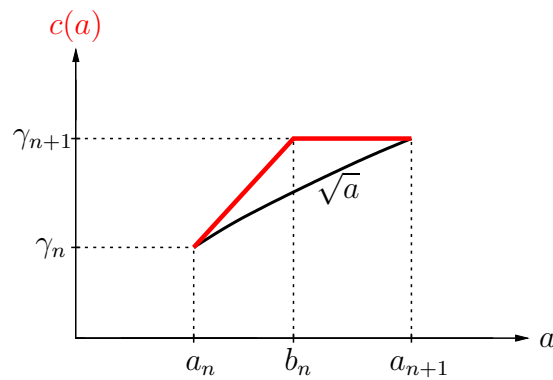


FIGURE 2.4. The n^{th} step of the Fibonacci stairs

Ellipsoid Embedding Theorem.

- (i) On the interval $[1, \tau^4]$ the function $c(a)$ is given by the Fibonacci stairs.
- (ii) On the interval $[\tau^4, (\frac{17}{6})^2]$ we have $c(a) = \sqrt{a}$ except on nine disjoint intervals where c is a step made from two segments. The first of these steps has the vertex at $(7, \frac{8}{3})$ and the last at $(8, \frac{17}{6})$.
- (iii) $c(a) = \sqrt{a}$ for all $a \geq (\frac{17}{6})^2$.

Thus the graph of $c(a)$ starts with an infinite completely regular staircase, then has a few more steps, but for $a \geq (\frac{17}{6})^2 = 8\frac{1}{36}$ is given by the volume constraint.



The theorem better explains the packing numbers c_k in Table 2.1 in view of the equivalence (2.4), cf. the blue dots in Figure 2.3. The embedding constraint at b_n comes from a really exceptional exceptional sphere, namely one in an exceptional class $E = (d; \mathbf{m})$ such that \mathbf{m} is parallel to the weight expansion $\mathbf{w}(b_n)$.

When McDuff first looked at ellipsoid embeddings in [Mc09], it was not clear at all that this would unveil an interesting fine structure of symplectic rigidity. Many more infinite staircases have now been found, see for example [FrMu15, Us19, CrHoMaPi20, BeHoMaMcMwPiWe20]. Usher's results in [Us19] show that a simple looking problem, such as that for which A the ellipsoid $E(1, a)$ embeds into the polydisc $B^2(A) \times B^2(bA)$, is already so intricate that we shall probably never know the answer for all b . McDuff in [Mc11a] and Hutchings in [Hu11b] proved that

$$(2.5) \quad E(a, b) \xrightarrow{c^s} E(c, d) \iff N_k(a, b) \leq N_k(c, d) \text{ for all } k$$

where $(N_k(a, b))$ is the non-increasing sequence obtained by ordering the set $\{ma + nb \mid m, n \in \mathbb{Z}_{\geq 0}\}$. Using his embedded contact homology (ECH), Hutchings [Hu11a] had associated with every starshaped subset $K \subset \mathbb{R}^4$ a sequence of numbers $c_k(K)$ that are monotone with respect to symplectic embeddings, and for an ellipsoid these ECH capacities equal the above sequence, $c_k(E(a, b)) = N_k(a, b)$. The McDuff–Hutchings Theorem (2.5) therefore implied that ECH-capacities are a complete set of invariants for the problem of embedding one four-dimensional ellipsoid into another.

These results are all in dimension four, and until recently, not much was known about higher dimensional symplectic embedding problems beyond the Nonsqueezing Theorem. The reason is that in dimension four, J -holomorphic curves are a much more powerful tool, because of positivity of intersections of such curves, and because one usually finds them with the help of the 4-dimensional Seiberg–Witten–Taubes theory. However, 4-dimensional ellipsoid embeddings also opened the door for understanding certain symplectic embedding problems in higher dimensions. I describe how they led to packing stability in all dimensions. Given a connected symplectic manifold (M, ω) of finite volume, let $p(M, \omega)$ be the smallest number (or infinity) such that for every $k \geq p(M, \omega)$ an arbitrarily large

percentage of the volume of (M, ω) can be covered by k equal symplectically embedded balls. Table 2.1 shows that $p(\mathbb{B}^4) = 9$. The finiteness of p is now known for many symplectic manifolds, and in particular for balls in all dimensions. In this case, the ingredients of the proof are:

- (1) McDuff's observation from [Mc09] that the ellipsoid $E(1, \dots, 1, k)$ can be cut into k equal balls.
- (2) The Ellipsoid Embedding Theorem for $E(1, a) \xrightarrow{s} \mathring{\mathbb{B}}^4(A)$ and the McDuff–Hutchings Theorem (2.5).
- (3) Ellipsoids admit a suspension construction, [BuHi11]: For any vectors $\mathbf{a}, \mathbf{b}, \mathbf{c}$,

$$E(\mathbf{a}) \xrightarrow{s} E(\mathbf{b}) \implies E(\mathbf{a}, \mathbf{c}) \xrightarrow{s} E(\mathbf{b}, \mathbf{c}).$$

For instance, (2) yields that

$$E(1, k) \xrightarrow{s} E(k^{1/3}, k^{2/3}) \quad \text{and} \quad E(1, k^{2/3}) \xrightarrow{s} \mathbb{B}^4(k^{1/3}) \quad \text{for all } k \geq 21,$$

see [BuHi13]. Together with (1) and (3) we thus obtain that for these k

$$\prod_k \mathbb{B}^6(1) \xrightarrow{s} E(1, 1, k) \xrightarrow{s} E(1, k^{1/3}, k^{2/3}) \xrightarrow{s} \mathbb{B}^6(k^{1/3})$$

and hence $p(\mathbb{B}^6) \leq 21$. Already Gromov [Gr85] proved that $p(\mathbb{B}^6) \geq 8$. Is it true that $p(\mathbb{B}^6) = 8$?

A symplectic manifold (M, ω) is *rational* if a multiple of $[\omega]$ takes rational values on all integral 2-cycles. All closed rational symplectic manifolds have packing stability, [BuHi13]. The additional ingredient in the proof is that every such manifold can be completely filled by an ellipsoid.

2.4. Connectivity. For a compact set $K \subset \mathbb{R}^{2n}$ and a $2n$ -dimensional symplectic manifold (M, ω) let $\text{Emb}_\omega(K, M)$ be the space of symplectic embeddings $K \rightarrow (M, \omega)$, with the C^∞ -topology. The results discussed above tell us for some K and (M, ω) whether this space is empty or not. In the latter case one may study its topology. The first task is to see whether $\text{Emb}_\omega(K, M)$ is connected or not.

We first take K to be a ball $\mathbb{B}^{2n}(a)$. Then $\text{Emb}_\omega(\mathbb{B}^{2n}(a), M)$ need not be connected. The first counter-example was Gromov's camel theorem in [Gr85]: For $2n \geq 4$ the camel space in \mathbb{R}^{2n} with eye of width 1 is the set

$$\mathcal{C}^{2n} = \{x_1 < 0\} \cup \{x_1 > 0\} \cup \mathring{\mathbb{B}}^{2n}(1).$$

Now take $a > 1$ and define the two embeddings $\varphi_\pm: \mathbb{B}^{2n}(a) \rightarrow \mathcal{C}^{2n}$ by $\varphi_\pm(z) = z \pm v$, where v is a multiple of $\frac{\partial}{\partial x_1}$ such that φ_+ takes $\mathbb{B}^{2n}(a)$ to the right half space and φ_- takes $\mathbb{B}^{2n}(a)$ to the left half space, see Figure 2.5. Then φ_+ and φ_- are not isotopic, see [ElGr89, Vi92, McTr93] for proofs.

On the other hand, McDuff showed in [Mc91a] that $\text{Emb}_\omega(\mathbb{B}^4(1), \mathring{\mathbb{B}}^4(A))$ is connected for all $A > 1$ and extended this result in [Mc98, Mc09] to embeddings of any collection of 4-ellipsoids into a 4-ellipsoid. For yet a further generalization see [Cr19].

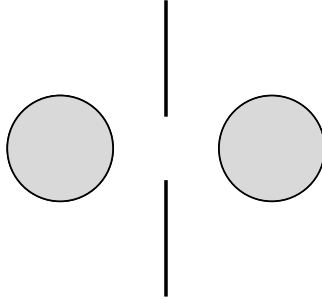


FIGURE 2.5. Non-equivalent balls in the camel space

The key to these results is, again, symplectic inflation. I give the idea of the proof for embeddings of one ball $B^4(1)$. So assume we have two embeddings

$$\varphi_1, \varphi_2: B^4(1) \xrightarrow{s} \mathring{B}^4(A).$$

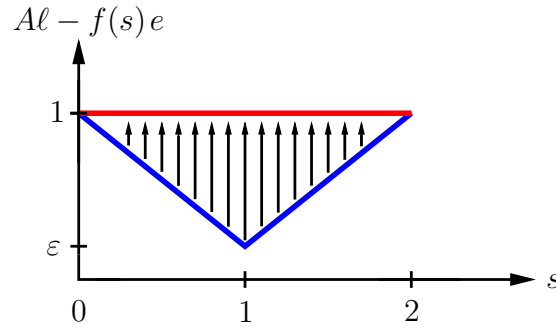
Since φ_1 and φ_2 are close to linear maps near the origin, we can find $\varepsilon > 0$ and a compactly supported symplectic isotopy ψ of $\mathring{B}^4(A)$ such that $\varphi_1 = \psi \circ \varphi_2$ on $B^4(\varepsilon)$. We may thus assume from the start that $\varphi_1 = \varphi_2$ on $B^4(\varepsilon)$.

Now consider the two paths of symplectic embeddings $\varphi_j^t: B^4(t) \rightarrow \mathring{B}^4(A)$, $\varepsilon \leq t \leq 1$, defined by restricting the embeddings φ_j . Reparametrizing the inverse of the path φ_1^t on $s \in [0, 1]$ and the path φ_2^t on $s \in [1, 2]$ we obtain a path of symplectic embeddings into $\mathring{B}^4(A)$ that connects φ_1 and φ_2 . After compactifying $\mathring{B}^4(A)$ to $\mathbb{C}P^2(A)$ by adding the line $\mathbb{C}P^1$ and by symplectically blowing up the images, this path of embeddings gives rise to a path of symplectic forms ω_s on $\text{Bl}(\mathbb{C}P^2)$ in class $[\omega_s]$ as shown in Figure 2.6. As in §2.2 apply symplectic inflation to each form ω_s , deforming ω_s to a form $\tilde{\omega}_s$ in class $[\omega_0] = [\omega_2] = A\ell - e$. Finally blow down the exceptional divisor for each s to get a path of embeddings $\phi_s: B^4(1) \xrightarrow{s} \mathbb{C}P^2(A)$. Since each exceptional divisor is disjoint from $\mathbb{C}P^1$, each ball $\phi_s(B^4(1))$ lies in $\mathbb{C}P^2(A) \setminus \mathbb{C}P^1$, and by a theorem of McDuff from [Mc90] this set with the symplectic form obtained after blow-down is indeed symplectomorphic to $\mathring{B}^4(A)$, cf. §3.2 below. Furthermore, ϕ_s connects φ_1 with φ_2 .

McDuff's theorem that $\text{Emb}_\omega(B^4(1), \mathring{B}^4(A))$ is connected is sharp in the following sense: There are convex subsets K of \mathbb{R}^4 with smooth boundary that are arbitrarily close to a ball and such that $\text{Emb}_\omega(K, \lambda\mathring{K})$ has at least two components, for some $\lambda > 1$, see [GuUs19]. For the cube $C^4(1) = B^2(1) \times B^2(1)$ the space $\text{Emb}_\omega(C^4(1), \mathring{B}^4(3))$ even has infinitely many connected components, [BrMiSch20].

3. OTHER CONTRIBUTIONS TO SYMPLECTIC GEOMETRY

3.1. Construction of (counter-)examples. McDuff again and again has given explicit constructions that are both elementary and profound. You can grasp them quickly, yet

FIGURE 2.6. Inflating ω_s to $\tilde{\omega}_s$

they can be used to do many other things. We already encountered some of them in the previous section, and I now mention three more.

A simply-connected symplectic manifold that is not Kähler. While Kähler manifolds are symplectic, the converse is not true. For instance, the odd-index Betti numbers of compact Kähler manifolds are even. The first example of a compact symplectic manifold that is not Kähler was found by Thurston; his example (M, ω) is a T^2 -bundle over T^2 with $b_1(M) = 3$. In [Mc84], McDuff constructed simply-connected examples. She symplectically embedded the Thurston manifold M into $\mathbb{C}P^5$ and showed that the symplectic blow-up of $\mathbb{C}P^5$ along M is simply-connected and has $b_3 = b_1(M) = 3$.

Cohomologous symplectic forms that are not diffeomorphic. Consider two symplectic forms ω_0 and ω_1 on a closed symplectic manifold that are cohomologous. If these two forms can be connected by a smooth path ω_t of cohomologous symplectic forms, then there exists an isotopy of M deforming ω_0 to ω_1 , by Moser's trick. This is the case, for instance, for any two area forms on a closed surface. In general, however, there may be no such path, as McDuff showed in [Mc87].

Take $M = S^2 \times S^2 \times T^2$ with the standard split symplectic form ω giving all factors area one. Define

$$\Psi(z, w, (s, t)) = (z, R_{z,t}(w), s, t)$$

where $R_{z,t}$ is the rotation by angle $2\pi t$ of the round sphere about the axis through $z, -z$. Then the symplectic forms $\omega_k = (\Psi^k)^*\omega$, $k \in \mathbb{Z}_{\geq 0}$, are all cohomologous, and they can be joined by a path of symplectic forms, but by no such path in the same cohomology class. The last part of the statement was McDuff's first result obtained by using J -holomorphic curves. She studied the space of ω_k -tame J -holomorphic spheres in the class of the first S^2 -factor, and showed that such spheres wrap k -times around the second factor. Since a diffeomorphism isotopic to the identity acts trivially on homology, an isotopy deforming ω_k to ω_ℓ can therefore only exist if $k = \ell$.

Also in [Mc87] McDuff improved this construction to obtain cohomologous symplectic forms on an 8-dimensional symplectic manifold that are not even diffeomorphic.

Disconnected contact boundaries. The natural boundaries of symplectic manifolds are those of contact type, meaning that there exists a vector field X defined near ∂M that is transverse to ∂M , pointing outwards, and is conformally symplectic: $\mathcal{L}_X\omega = dt_X\omega = \omega$. Symplectic manifolds with boundary of contact type are analogous in many ways to complex manifolds with pseudo-convex boundaries, as was shown by Eliashberg and Gromov [El89, ElGr89, El90]. In the latter situation, the boundary is always connected. However, McDuff [Mc91b] explicitly constructed a compact symplectic 4-manifold whose boundary is of contact type and disconnected.

She starts with the cotangent bundle $T^*\Sigma$ over a closed orientable surface of genus ≥ 2 , endowed with its canonical symplectic form $d\lambda$, where $\lambda = \sum_i p_i dq_i$. Also take a Riemannian metric of constant curvature on Σ . It induced the connection 1-form β of the Levi-Civita connection on $T^*\Sigma$ and the radial coordinate r on the fibers. Then one finds smooth functions f, g on $[0, \infty)$ such that on the annulus bundle $\{x \in T^*\Sigma \mid \frac{1}{2} \leq r(x) \leq 1\}$ the 2-form

$$\omega = d(f(r)\beta + g(r)\lambda)$$

is symplectic and makes the boundary of contact type.

3.2. The structure of rational and ruled symplectic 4-manifolds. The classification of compact complex surfaces is an old and beautiful topic in complex and Kähler geometry. Before 1990, the only result on *symplectic* 4-manifolds in this direction was a theorem of Gromov for the complex projective plane. In [Mc90], McDuff proved the following generalization: *If a closed symplectic 4-manifold contains a symplectically embedded sphere with non-negative self-intersection number, then it is symplectomorphic to either $\mathbb{C}P^2$ with its standard Kähler structure, to a ruled symplectic manifold, or to a symplectic blow-up of one of these manifolds.* Here, a ruled symplectic 4-manifold is the total space of an S^2 -fibration over a closed oriented surface with a symplectic structure that is non-degenerate on the fibers.

In later work with Lalonde [LaMc96a], McDuff classified ruled symplectic surfaces: *If (M, ω) is a ruled symplectic 4-manifold, then ω is determined up to symplectomorphism by its cohomology class and is isotopic to a standard Kähler form on M .* Li–Liu [LiLiu95] complemented this result by showing that if (M, ω) is the total space of an S^2 -fibration over a closed surface, then there is a ruling of M by symplectic spheres, i.e. (M, ω) is a ruled symplectic manifold. See [LaMc96b] for a survey on this classification.

An elementary but important point in the proofs is that two cohomologous symplectic forms ω_0 and ω_1 are diffeomorphic if they tame the same almost complex structure J . Indeed, all the cohomologous forms $\omega_t = (1-t)\omega_0 + t\omega_1$, $t \in [0, 1]$, then tame J and hence are symplectic, and therefore ω_0 and ω_1 are diffeomorphic by Moser’s argument.

These works showed that symplectic geometry has something to say about 4-manifolds, and they helped establish symplectic geometry as one of the core geometries.

McDuff has also done much interesting work on the topology of the group of symplectomorphisms for several symplectic manifolds. For S^2 -fibrations over S^2 with any symplectic

form she has in particular shown in joint work with Abreu [AbMc00] that two symplectomorphisms are isotopic through symplectomorphisms whenever they are isotopic through diffeomorphisms.

3.3. Hofer geometry. Recall that any symplectic manifold (M, ω) locally looks like the standard symplectic vector space of the same dimension. Our dear geometric intuition from everyday life, so useful in Riemannian geometry to see distances and curvatures, is thus useless in symplectic geometry. However, on the automorphism group $\text{Ham}^c(M, \omega)$ of Hamiltonian diffeomorphisms that are generated by compactly supported functions, there is a bi-invariant Finsler metric, that to some extent serves as a substitute for the absence of local geometry in (M, ω) . Given a time-dependent Hamiltonian function $H: M \times [0, 1] \rightarrow \mathbb{R}$ with compact support, take the integrated oscillation

$$\|H\| := \int_0^1 \left(\max_{x \in M} H(x, t) - \min_{x \in M} H(x, t) \right) dt.$$

For $\varphi \in \text{Ham}^c(M, \omega)$ now define

$$d(\varphi, \text{id}) = \inf_H \|H\|$$

where H runs over all compactly supported Hamiltonian functions whose time-1 flow map is φ . Then $d(\varphi, \psi) = d(\varphi\psi^{-1}, \text{id})$ defines a bi-invariant metric on $\text{Ham}^c(M, \omega)$. The only difficult point to check is non-degeneracy. This was done by Hofer [Ho90] for \mathbb{R}^{2n} by variational methods, by Polterovich [Po93] for tame rational symplectic manifolds by using a rigidity property of Lagrangian submanifolds, and for all symplectic manifolds by Lalonde–McDuff [LaMc95a] who used their General Nonsqueezing Theorem discussed in §2.1 and the symplectic folding construction:

Assume that $\varphi \neq \text{id}$. Then we find a symplectically embedded ball $B^{2n}(a)$ in M such that $\varphi(B^{2n}(a)) \cap B^{2n}(a) = \emptyset$. Now consider the ball

$$B^{2n+2}(a) \subset B^2(a) \times B^{2n}(a) \subset \mathbb{R}^2 \times M,$$

and assume that φ is generated in time 1 by H . In three steps, the small green ball $B^{2n+2}(\frac{a}{2}) \subset B^{2n+2}(a)$ is folded on top of its complement, as illustrated in Figure 3.1: First, one views $B^{2n+2}(a)$ as a B^{2n} -fibration over the disc $B^2(a)$ and separates the small fibres from the large ones. In the key step, one then uses the flow ϕ_H^t , $t \in [0, 1]$, to lift the small green ball. The projection of the red band in the image of λ to \mathbb{R}^2 has area $\|H\|$. Since $\varphi(B^{2n}(\frac{a}{2}))$ is disjoint from $B^{2n}(a)$, one can thus turn the green ball over the blue part to obtain an embedding

$$B^{2n+2}(a) \xrightarrow{s} B^2\left(\frac{a}{2} + \|H\|\right) \times M.$$

Hence $\|H\| \geq \frac{a}{2}$ by the General Nonsqueezing Theorem. You can readily grasp the construction from the three figures on pages 473, 474, 475 of [McSa17]. Symplectic folding found many other applications to symplectic geometry, see for instance [Hi15].

In [LaMc95b], Lalonde and McDuff made a deep study of geodesics in this Finsler geometry on $\text{Ham}^c(M, \omega)$, that lead to completely new geometric intuitions on this group.

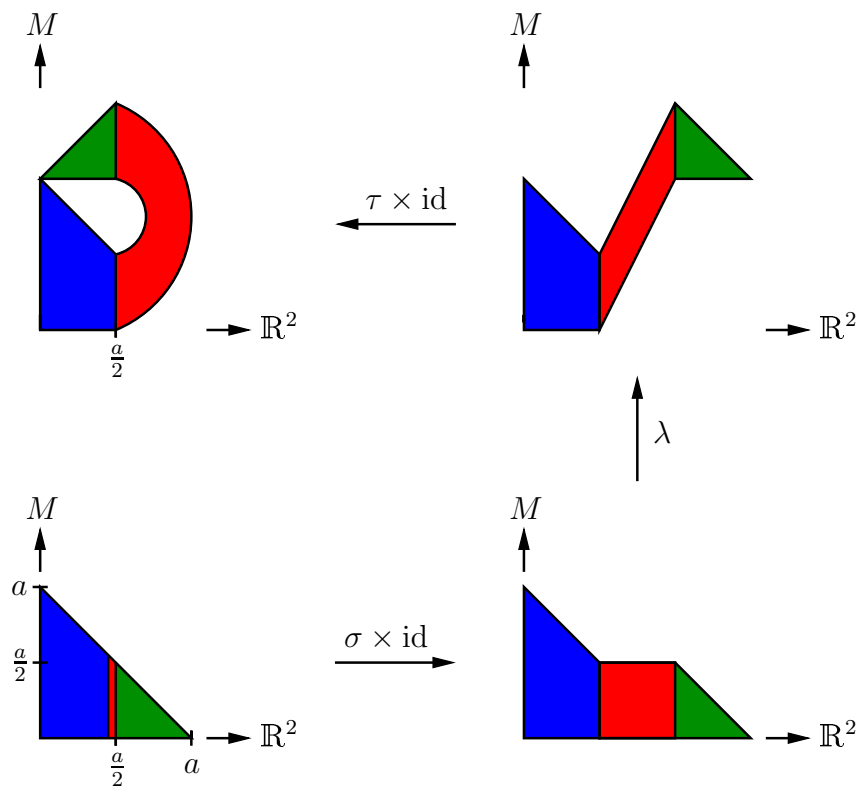


FIGURE 3.1. The symplectic folding construction, schematically

It then became possible to think about Hamiltonian dynamics in geometric terms such as geodesic, conjugate point, cut-locus, etc. See Polterovich’s book [Po01] for more on this.

The books. While in her papers Dusa shows herself to be an impressive and creative problem solver, the two books she wrote with Dietmar Salamon were (and remain) crucial for the foundation of symplectic geometry and its dissemination. The “Introduction to symplectic topology” [McSa17] explains the methods and results of the field in clear and modern geometric language. A key for the success of this book is that it discusses the main results in the most important and typical cases, without striving for generality. I was very lucky that this book came out (in 1995) just when I wanted to learn the subject. It is one of the main reasons for the transformation of the then small community of symplectic geometers into a large family. In the third edition from 2017, the authors added a chapter with 54 open problems, proving that symplectic geometry is not a closed chapter but rather remains an exploding field.

The second book [McSa12] provides a rigorous foundation of the theory of J -holomorphic curves and explains their applications to symplectic topology. The exposition is so precise and to the point that one can often just cite the result one needs. This book transformed the formerly somewhat romantic theory of J -holomorphic curves into a well established tool of enormous impact.

In addition to her incredible mathematical legacy, Dusa's extraordinary generosity to young (and not so young) researchers, her enthusiasm and her (sometimes overwhelming) energy, and her heartfelt commitment in scientific, political, and social issues should be recognized.

Acknowledgments. I am grateful to the two referees for the improvements, and to Jesse Litman for her patient help with the English.

REFERENCES

- [AbMc00] M. Abreu and D. McDuff. Topology of symplectomorphism groups of rational ruled surfaces. *J. Amer. Math. Soc.* **13** (2000) 971–1009.
- [BeHoMaMcMwPiWe20] M. Bertozzi, T. Holm, E. Maw, D. McDuff, G. Mwakyoma, A. Pires, and M. Weiler. Infinite staircases of symplectic embeddings of ellipsoids into Hirzebruch surfaces. dms.umontreal.ca/~cornea/WeilerZoominar.pdf
- [Bi97] P. Biran. Symplectic packing in dimension 4. *Geom. Funct. Anal.* **7** (1997) 420–437.
- [BrMiSch20] J. Brendel, G. Mikhalkin, and F. Schlenk. Non-isotopic symplectic embeddings of cubes. In preparation.
- [BuHi11] O. Buse and R. Hind. Symplectic embeddings of ellipsoids in dimension greater than four. *Geom. Topol.* **15** (2011) 2091–2110.
- [BuHi13] O. Buse and R. Hind. Ellipsoid embeddings and symplectic packing stability. *Compos. Math.* **149** (2013) 889–902.
- [Cr19] D. Cristofaro-Gardiner. Symplectic embeddings from concave toric domains into convex ones. *J. Differential Geom.* **112** (2019) 199–232.
- [CrHoMaPi20] D. Cristofaro-Gardiner, T. Holm, A. Mandini, and A. Pires. On infinite staircases in toric symplectic four-manifolds. arxiv.org/abs/2004.13062
- [El89] Ya. Eliashberg. Filling by holomorphic discs and its applications. Geometry of low-dimensional manifolds, 2 (Durham, 1989), 45–67, *London Math. Soc. Lecture Note Ser.* **151**, Cambridge Univ. Press, Cambridge, 1990.
- [El90] Ya. Eliashberg. Topological characterization of Stein manifolds of dimension > 2 . *Internat. J. Math.* **1** (1990) 29–46.
- [EkHo89] I. Ekeland and H. Hofer. Symplectic topology and Hamiltonian dynamics. *Math. Z.* **200** (1989) 355–378.
- [ElGr89] Ya. Eliashberg and M. Gromov. Convex symplectic manifolds. Several complex variables and complex geometry, Part 2 (Santa Cruz, CA, 1989), 135–162, *Proc. Sympos. Pure Math.* **52**, Part 2, AMS, Providence, RI, 1991.
- [FrMu15] D. Frenkel and D. Müller. Symplectic embeddings of 4-dimensional ellipsoids into cubes. *J. Symplectic Geometry* **13** (2015) 765–847.
- [Gr85] M. Gromov. Pseudoholomorphic curves in symplectic manifolds. *Invent. Math.* **82** (1985) 307–347.
- [GuUs19] J. Gutt and M. Usher. Symplectically knotted codimension-zero embeddings of domains in \mathbb{R}^4 . *Duke Math. J.* **168** (2019) 2299–2363.
- [Hi15] R. Hind. Some optimal embeddings of symplectic ellipsoids. *J. Topol.* **8** (2015) 871–883.
- [Ho90] H. Hofer. On the topological properties of symplectic maps. *Proc. Roy. Soc. Edinburgh Sect. A* **115** (1990) 25–38.
- [Hu11a] M. Hutchings. Quantitative embedded contact homology. *J. Differential Geom.* **88** (2011) 231–266.
- [Hu11b] M. Hutchings. Recent progress on symplectic embedding problems in four dimensions. *Proc. Natl. Acad. Sci. USA* **108** (2011) 8093–8099.

- [LaMc95a] F. Lalonde and D. McDuff. The geometry of symplectic energy. *Ann. of Math.* **141** (1995) 349–371.
- [LaMc95b] F. Lalonde and D. McDuff. Hofer’s L^∞ -geometry: energy and stability of Hamiltonian flows. I, II. *Invent. Math.* **122** (1995) 1–33, 35–69.
- [LaMc96a] F. Lalonde and D. McDuff. The classification of ruled symplectic 4-manifolds. *Math. Res. Lett.* **3** (1996) 769–778.
- [LaMc96b] F. Lalonde and D. McDuff. J -curves and the classification of rational and ruled symplectic 4-manifolds. Contact and symplectic geometry (Cambridge, 1994), 3–42, *Publ. Newton Inst.* **8**, Cambridge Univ. Press, Cambridge, 1996.
- [LiLi02] B.-H. Li and T.-J. Li. Symplectic genus, minimal genus and diffeomorphisms. *Asian J. Math.* **6** (2002) 123–144.
- [LiLiu95] T.-J. Li and A.-K. Liu. Symplectic structure on ruled surfaces and a generalized adjunction formula. *Math. Res. Lett.* **2** (1995) 453–471.
- [Mc69a] D. McDuff. A countable infinity of II_1 factors. *Ann. of Math.* **90** (1969) 361–371.
- [Mc69b] D. McDuff. Uncountably many II_1 factors. *Ann. of Math.* **90** (1969) 372–377.
- [Mc84] D. McDuff. Examples of simply-connected symplectic non-Kählerian manifolds. *J. Differential Geom.* **20** (1984) 267–277.
- [Mc87] D. McDuff. Examples of symplectic structures. *Invent. Math.* **89** (1987) 13–36.
- [Mc90] D. McDuff. The structure of rational and ruled symplectic 4-manifolds. *J. Amer. Math. Soc.* **3** (1990) 679–712.
- [Mc91a] D. McDuff. Blow ups and symplectic embeddings in dimension 4. *Topology* **30** (1991) 409–421.
- [Mc91b] D. McDuff. Symplectic manifolds with contact type boundaries. *Invent. Math.* **103** (1991) 651–671.
- [Mc94] D. McDuff. Notes on ruled symplectic 4-manifolds. *Trans. Amer. Math. Soc.* **345** (1994) 623–639.
- [Mc98] D. McDuff. From symplectic deformation to isotopy. Topics in symplectic 4-manifolds (Irvine, CA, 1996) 85–99, *First Int. Press Lect. Ser., I*, Int. Press, Cambridge, MA, 1998.
- [Mc09] D. McDuff. Symplectic embeddings of 4-dimensional ellipsoids. *J. Topol.* **2** (2009) 1–22.
- [Mc11a] D. McDuff. The Hofer conjecture on embedding symplectic ellipsoids. *J. Differential Geom.* **88** (2011) 519–532.
- [Mc11b] celebratio.org/McDuff_D
- [Mc17] D. McDuff. My life. *Notices Amer. Math. Soc.* **64** (2017) 892–896.
- [Mc19] D. McDuff. Notes on Kuranishi atlases. Virtual fundamental cycles in symplectic topology, 1–109, *Math. Surveys Monogr.* **237**, AMS, Providence, RI, 2019.
- [McPo94] D. McDuff and L. Polterovich. Symplectic packings and algebraic geometry. *Invent. Math.* **115** (1994) 405–434.
- [McSa17] D. McDuff and D. Salamon. Introduction to symplectic topology. Third edition. *Oxford Graduate Texts in Mathematics*. Oxford University Press, Oxford, 2017.
- [McSa12] D. McDuff and D. Salamon. J -holomorphic curves and symplectic topology. Second edition. *AMS Colloquium Publications* **52**. AMS, Providence, 2012.
- [McSch12] D. McDuff and F. Schlenk. The embedding capacity of 4-dimensional symplectic ellipsoids. *Ann. of Math.* **175** (2012) 1191–1282.
- [McTr93] D. McDuff and L. Traynor. The 4-dimensional symplectic camel and related results. Symplectic geometry, 169–182, *LMS Lecture Note Ser.* **192**, Cambridge Univ. Press, Cambridge, 1993.
- [McWe17] D. McDuff and K. Wehrheim. Smooth Kuranishi atlases with isotropy. *Geom. Topol.* **21** (2017) 2725–2809.
- [Po93] Symplectic displacement energy for Lagrangian submanifolds. *Ergodic Theory Dynam. Systems* **13** (1993) 357–367.
- [Po01] L. Polterovich. *The geometry of the group of symplectic diffeomorphisms*. Lectures in Mathematics ETH Zürich. Birkhäuser Verlag, Basel, 2001.

- [Sch18] F. Schlenk. Symplectic embedding problems, old and new. *Bull. Amer. Math. Soc.* **55** (2018) 139–182.
- [Us19] M. Usher. Infinite staircases in the symplectic embedding problem for four-dimensional ellipsoids into polydisks. *Algebr. Geom. Topol.* **19** (2019) 1935–2022.
- [Vi92] C. Viterbo. Symplectic topology as the geometry of generating functions. *Math. Ann.* **292** (1992) 685–710.

(F. SCHLENK) INSTITUT DE MATHÉMATIQUES, UNIVERSITÉ DE NEUCHÂTEL, RUE ÉMILE ARGAND 11,
2000 NEUCHÂTEL, SWITZERLAND

Email address: `schlenk@unine.ch`