

Misalignment instability in magic-angle twisted bilayer graphene on hexagonal boron nitride

Xianqing Lin,^{1,*} Kelu Su,¹ and Jun Ni²

¹*College of Science, Zhejiang University of Technology, Hangzhou 310023, People's Republic of China*

²*State Key Laboratory of Low-Dimensional Quantum Physics and Frontier Science Center for Quantum Information, Department of Physics, Tsinghua University, Beijing 100084, People's Republic of China*

(Dated: November 6, 2020)

We study the stability and electronic structure of magic-angle twisted bilayer graphene on the hexagonal boron nitride (TBG/BN). Full relaxation has been performed for commensurate supercells of the heterostructures with different twist angles (θ') and stackings between TBG and BN. We find that the slightly misaligned configuration with $\theta' = 0.54^\circ$ and the AA/AA stacking has the globally lowest total energy due to the constructive interference of the moiré interlayer potentials and thus the greatly enhanced relaxation in its 1×1 commensurate supercell. Gaps are opened at the Fermi level (E_F) for small supercells with the stackings that enable strong breaking of the C_2 symmetry in the atomic structure of TBG. For large supercells with θ' close to those of the 1×1 supercells, the broadened flat bands can still be resolved from the spectral functions. The $\theta' = 0.54^\circ$ is also identified as a critical angle for the evolution of the electronic structure with θ' , at which the energy range of the mini-bands around E_F begins to become narrower with increasing θ' and their gaps from the dispersive bands become wider. The discovered stablest TBG/BN with a finite θ' of about 0.54° and its gapped flat bands agree with recent experimental observations.

I. INTRODUCTION

The recently realized magic-angle twisted bilayer graphene (TBG) has inspired great interest in exploring its peculiar electronic structure^{1–5}. Superconductivity and correlated-insulator phases associated with the low-energy flat bands have been observed in TBG with twist angles around the first magic angle (θ_m) of about 1.1° ^{1–8}. In the TBG devices, the hexagonal boron nitride (BN) not only acts as the ideal atomically flat van der Waals substrates but also can facilitate the realization of the quantized anomalous Hall (QAH) effect in TBG nearly aligned with BN (TBG/BN)⁹. Due to the lattice-constant mismatch between graphene and BN, the largest moiré supercell of graphene on BN occurs when the layers are perfectly aligned^{10–12}. In contrast, the twist angle (θ') between TBG and BN in the experimental devices with the QAH effect were observed to be about 0.6° ⁹. The energetics mechanism behind this remains to be revealed. For the pristine TBG with θ_m , the flat bands around the Fermi level (E_F) already have the minimum widths. The effects of BN on the electronic structure associated with the flat bands in TBG/BN can be beyond the perturbation regime as BN induces both the direct modification of the Hamiltonian and strong structural deformation in the graphene layer adjacent to BN that break the C_2 symmetry of TBG¹³. Previous studies only focused on specific configurations of TBG/BN with the minimum commensurate supercells or only considered the rigid superlattices^{13–18}. Therefore, it is important to systematically explore the evolution of the energetic and electronic properties of fully relaxed TBG/BN with θ' to understand the stability and band structures of the experimentally observed configurations.

Here full relaxation of the commensurate supercells of magic-angle TBG on BN with different θ' and stacking

configurations is performed and their electronic structures are acquired based on the effective Hamiltonian taking into account the relaxation effect and the full moiré Hamiltonian induced by BN. We find that the slightly misaligned configuration with $\theta' = 0.54^\circ$ and the AA/AA stacking has the globally lowest total energy due to the constructive interference of the moiré interlayer potentials, and gaps are opened at E_F for small supercells with the stacking that enables strong breaking of the C_2 symmetry in the atomic structure of TBG. The $\theta' = 0.54^\circ$ is also demonstrated to be a critical angle for the evolution of the electronic structure with θ' , at which the energy range of the mini-bands around E_F begins to become narrower with increasing θ' and their gaps from the dispersive bands become wider.

II. COMMENSURATE SUPERCELLS OF TBG/BN

We study the trilayer heterostructures with the top magic-angle TBG nearly aligned with the bottom BN layer. The top graphene layer (G3) and the bottom BN layer are rotated by θ and θ' counterclockwise respectively with respect to the fixed middle graphene layer (G2), as shown schematically in Fig. 1(a). Due to the relative twist between the adjacent layers and the lattice-constant mismatch between graphene and BN, double moiré superlattices are formed in TBG/BN. As the moiré superlattices in G3 on G2 (G3/G2) and in G2 on BN (G2/BN) generally have different sizes and orientations, it appears that the two superlattices may be completely incommensurate. However, careful examination of the continuous variation of the superlattice in G2/BN with θ' demonstrates that there exist a series of commensurate supercells in TBG/BN which are accessible to the calcu-

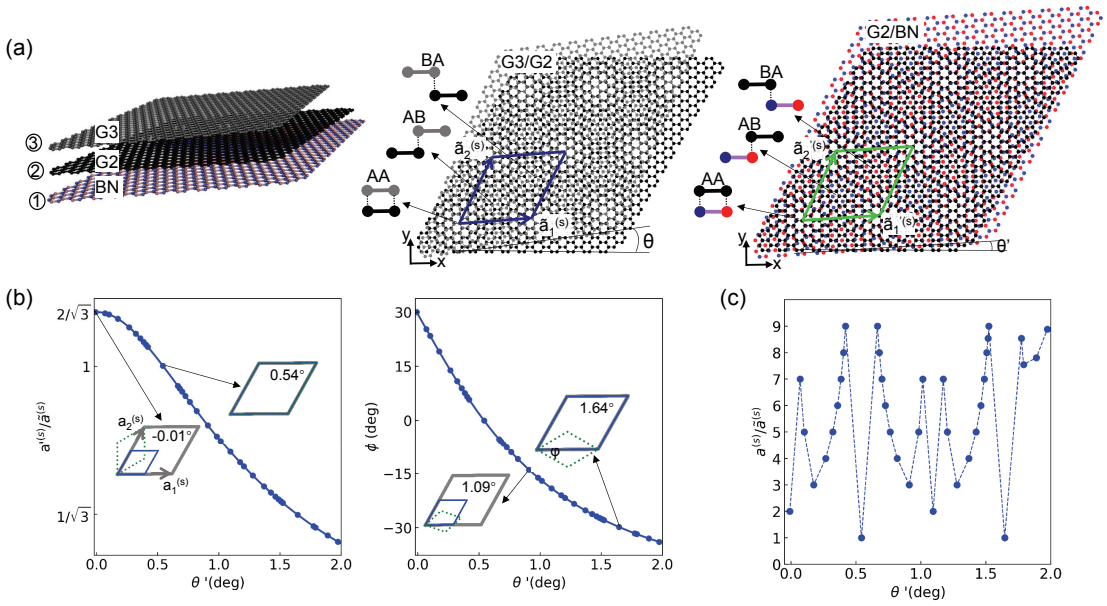


FIG. 1. (Color online) The geometry of the commensurate supercells of TBG/BN. (a) The schematic view of the TBG/BN trilayer. The top graphene layer (G3) and the bottom BN layer are rotated by θ and θ' counterclockwise with respect to the fixed middle graphene layer (G2), respectively. The B and N atoms are represented by blue and red circles, respectively. The high-symmetry local stackings between G3 and G2 and those between G2 and BN are labeled. $\tilde{\mathbf{a}}_j^{(s)}$ ($j = 1, 2$) are the basis vectors of the moiré superlattice in G3/G2, and $\tilde{\mathbf{a}}_j^{\prime(s)}$ are those in G2/BN. (b) Variations of the length ($\tilde{a}^{\prime(s)}$) of $\tilde{\mathbf{a}}_j^{\prime(s)}$ and the angle (ϕ) from $\tilde{\mathbf{a}}_1^{\prime(s)}$ to $\tilde{\mathbf{a}}_1^{(s)}$ as a function of θ' for $\theta = 1.08^\circ$. $\tilde{a}^{(s)}$ is the length of $\tilde{\mathbf{a}}_j^{(s)}$. The filled circles represent the strictly commensurate supercells. The four small supercells are displayed schematically and their θ' are labeled. The gray, blue, and green lines represent the supercell of TBG/BN, the moiré cell of G3/G2, and that of G2/BN, respectively. $\mathbf{a}_j^{(s)}$ are the supercell vectors. (c) The length ($a^{(s)}$) of $\mathbf{a}_j^{(s)}$ for the supercells at different θ' .

lations of their relaxed atomic and electronic structures.

The unit cell of the fixed G2 layer is spanned by $\mathbf{a}_1 = a(\sqrt{3}/2, -1/2)^T$ and $\mathbf{a}_2 = a(\sqrt{3}/2, 1/2)^T$, where $a = 2.447$ Å and the superscript T denotes matrix transposition. The cell vectors of the BN layer become $\mathbf{a}_j' = S\mathbf{a}_j$ ($j = 1, 2$), where the transformation matrix

$$S = \frac{1}{1 + \epsilon} \begin{pmatrix} \cos \theta' & -\sin \theta' \\ \sin \theta' & \cos \theta' \end{pmatrix} \quad (1)$$

and ϵ is the lattice-constant mismatch between graphene and BN with the *ab-initio* value of -1.70% . In the G3 layer, the unit cell is spanned by $T_\theta \mathbf{a}_j$, where T_θ denotes the counterclockwise rotation by θ .

We consider the strictly periodic moiré superlattice in G3/G2 with $\theta = 1.0845^\circ$ which is closest to the experimentally observed θ_m . This hexagonal superlattice is spanned by the basis vectors $\tilde{\mathbf{a}}_1^{(s)} = 30\mathbf{a}_1 + 31\mathbf{a}_2$ and $\tilde{\mathbf{a}}_2^{(s)} = T_{60^\circ} \tilde{\mathbf{a}}_1^{(s)} = -31\mathbf{a}_1 + 61\mathbf{a}_2$. In G2/BN, the spanning vectors of the moiré superlattices are taken as $(S^{-1} - I)\tilde{\mathbf{a}}_1^{(s)} = -\mathbf{a}_2$ and $(S^{-1} - I)\tilde{\mathbf{a}}_2^{(s)} = \mathbf{a}_1 - \mathbf{a}_2$ with $\tilde{\mathbf{a}}_2^{\prime(s)} = T_{60^\circ} \tilde{\mathbf{a}}_1^{\prime(s)}$. Starting from the aligned TBG on BN, commensurate supercells of the double superlattices arise when rotating TBG relative to BN. For $\theta' = 0^\circ$, the length ($\tilde{a}^{\prime(s)}$) of $\tilde{\mathbf{a}}_1^{\prime(s)}$ is larger than that ($\tilde{a}^{(s)}$) of $\tilde{\mathbf{a}}_1^{(s)}$,

while $\tilde{a}^{\prime(s)}$ decreases with θ' and becomes equal to $\tilde{a}^{(s)}$ at $\theta' \simeq 0.54^\circ$, as shown in Fig. 1(b). More importantly, $\tilde{\mathbf{a}}_1^{\prime(s)}$ rotates clockwise with increasing θ' and the angle (ϕ) from $\tilde{\mathbf{a}}_1^{(s)}$ to $\tilde{\mathbf{a}}_1^{\prime(s)}$ changes from 30° at $\theta' = 0^\circ$ to zero at $\theta' \simeq 0.54^\circ$. Then the two superlattices coincide at $\theta' \simeq 0.54^\circ$ with the minimum commensurate supercell. At larger θ' , $\tilde{a}^{\prime(s)}$ becomes smaller than $\tilde{a}^{(s)}$ and the sign of ϕ changes.

All the possible hexagonal commensurate supercells are obtained as follows. The basis vector of the supercell $\mathbf{a}_1^{(s)} = n_1 \tilde{\mathbf{a}}_1^{(s)} + n_2 \tilde{\mathbf{a}}_1^{\prime(s)}$ satisfies

$$(S^{-1} - I)\mathbf{a}_1^{(s)} = m_1(-\mathbf{a}_2) + m_2(\mathbf{a}_1 - \mathbf{a}_2) \quad (2)$$

with integer values of n_j and m_j so that it is also a lattice vector of the superlattice in G2/BN. The other basis vector is $\mathbf{a}_2^{(s)} = T_{60^\circ} \mathbf{a}_1^{(s)} = -n_2 \tilde{\mathbf{a}}_1^{(s)} + (n_1 + n_2) \tilde{\mathbf{a}}_1^{\prime(s)}$. The two superlattices coincide when $(S^{-1} - I)\tilde{\mathbf{a}}_1^{(s)} = -\mathbf{a}_2$, which gives $\epsilon = -1.6437\%$ and $\theta' = 0.5423^\circ$. This ϵ is just close to the *ab-initio* value of -1.70% . For other θ' from 0° to 2° , the $\mathbf{a}_1^{(s)}$ satisfying Eq. (2) exactly is searched numerically by varying ϵ around -1.6437% very slightly. The obtained strictly periodic supercells are listed in Table SI in the Supplemental Material (SM)¹⁹. We note that to study the energetic stabilities of these supercells, the

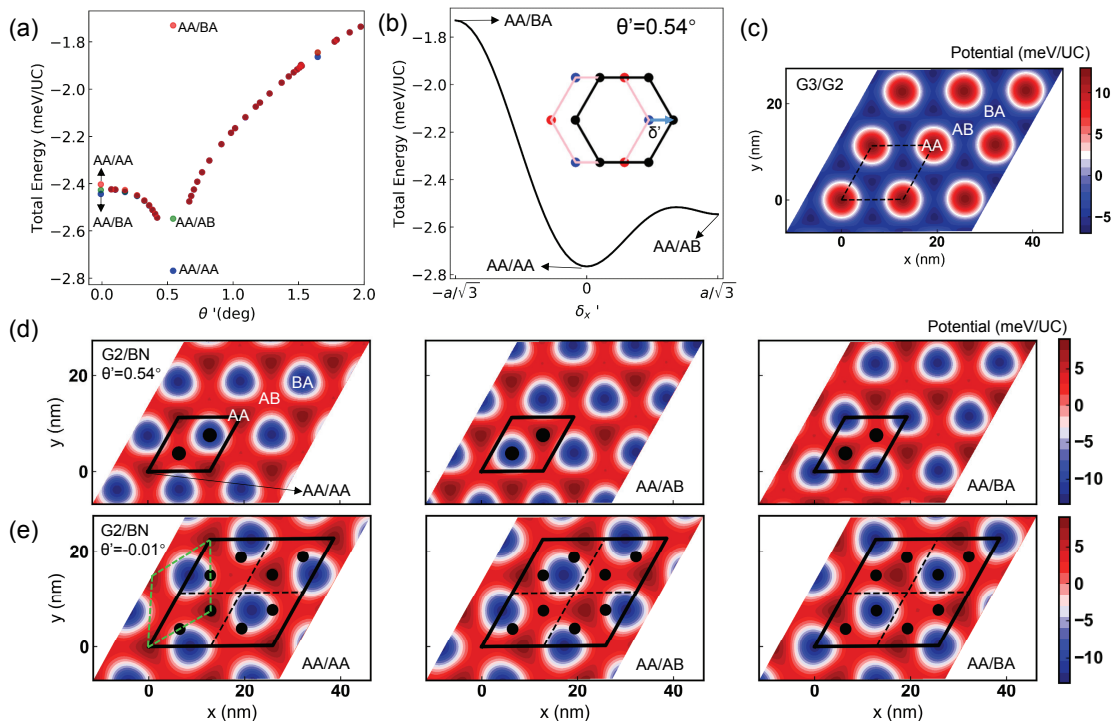


FIG. 2. (Color online) The energetics of TBG/BN. (a) The total energies (E_{tot}) of the supercells with different high-symmetry stackings and θ' . The blue, green, and red circles represent the configurations with lowest, middle, and highest E_{tot} at each θ' , respectively. E_{tot} is in units of meV per area of a graphene unit cell (UC). (b) E_{tot} of the 1×1 supercell at $\theta' = 0.54^\circ$ with continuously varying stacking, which is indicated by the local shift vector δ' between G2 and BN at the origin as seen in the inset. δ' is taken to be along the x direction. (c) The spatial distribution of the local interlayer interaction potential of the rigid superlattice of G3/G2. (d) and (e) The interlayer potentials of the rigid superlattices of G2/BN for different stackings of the 1×1 supercell at $\theta' = 0.54^\circ$ (d) and those for the 2×2 supercell at $\theta' = -0.01^\circ$ (e). The black solid lines, black dashed lines, and green dashed lines represent the supercell of TBG/BN, the moiré cell of G3/G2, and that of G2/BN, respectively. The black filled circles denote the positions of the AB and BA stackings between G3 and G2 in one supercell.

differences between ϵ should be extremely small, which are all smaller than 0.026% here. For most cases in Table SI, the supercell vector can be expressed as $\mathbf{a}_1^{(s)} = n\tilde{\mathbf{a}}_1^{(s)}$ with $n = 1 \sim 9$. Since these supercells are comprised of n^2 TBG moiré cells, they are denoted by $n \times n$. Their structural parameters can be computed analytically as given in the SM.

Figure 1(c) shows the length ($a^{(s)}$) of the supercell basis vectors as a function of θ' . Four cases have $a^{(s)} \leq 2\tilde{a}^{(s)}$, including the one with almost perfect alignment between G2 and BN, as shown in Fig. 1(b). The $a^{(s)}$ of the largest considered supercell reaches $9\tilde{a}^{(s)}$ (116.3 nm), and such a supercell is comprised of more than one million atoms. The reciprocal space of the TBG/BN supercell is shown schematically in Fig. S1.

The sublattice-A and sublattice-B atoms in a unit cell of graphene are located at $(\mathbf{a}_1 + \mathbf{a}_2)/3$ and $(2\mathbf{a}_1 + 2\mathbf{a}_2)/3$, respectively. In BN, the lattices formed by the boron and nitrogen atoms are labeled as sublattice-A and sublattice-B, respectively. Besides the relative twist between BN and TBG, BN can be shifted with respect to TBG forming different stacking configurations. For the configurations with the C_3 symmetry, the stackings of G3/G2

and G2/BN at the origin are one of AA, AB, and BA, as shown in Fig. 1(a), which are used to denote the stacking between TBG and BN like AA/AA with the left one for G3/G2. Among the nine possible symmetric stackings, only three are inequivalent. The local stackings between adjacent layers vary continuously and are characterized by the relative shift vectors. At an in-plane position \mathbf{r} in the rigid superlattice, the shift vector between G3 and G2 is taken to be $\delta = (I - T_{-\theta})\mathbf{r} + \tau_{32}$, and that between G2 and BN is given by $\delta' = (S^{-1} - I)\mathbf{r} + \tau_{21}$, with τ_{32} and τ_{21} the shift vectors at the origin.

III. ENERGETICS OF TBG/BN

The rigid moiré superlattices undergo spontaneous in-plane relaxation due to the energy gain from the larger domains of energetically favorable local stackings^{20–30}. Each layer is also corrugated to reach the optimal interlayer distances of the varying local stackings across the superlattices. We have performed full relaxation of TBG/BN with different θ' and stackings employing the continuum elastic theory, as detailed in the SM.

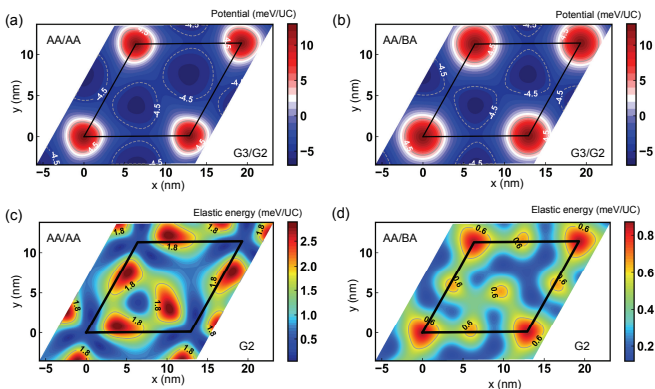


FIG. 3. (Color online) The spatial distributions of the interlayer interaction potentials between G3 and G2 (a, b) and the local elastic energy in G2(c, d) for relaxed TBG/BN with the 1×1 supercell at $\theta' = 0.54^\circ$ and the AA/AA and AA/BA stackings.

The variation of the total energy (E_{tot}) of TBG/BN with θ' and stackings shows that the energetically stablest configuration occurs at $\theta' = 0.54^\circ$ and has the AA/AA stacking, as shown in Fig. 2(a). The elastic and interlayer interaction energies that sum to E_{tot} can be seen in Fig. S2. At $\theta' = 0.54^\circ$ with the 1×1 supercell, the three stackings have distinct E_{tot} , while the E_{tot} for different stackings at other θ' are rather similar. The general trend of E_{tot} with θ' suggests that E_{tot} reaches minimum at about 0.54° even without strict commensurability. To realise the stablest AA/AA stacking at $\theta' = 0.54^\circ$, there should not be high energy barriers between the three symmetric stackings. An energy barrier indeed exists when continuously shifting TBG relative to BN from AA/AB to AA/AA, while it is just 0.03 meV/UC, much smaller than the difference of E_{tot} between the two symmetric stackings, as shown in Fig. 2(b). Therefore, TBG/BN tends to have the configuration with $\theta' = 0.54^\circ$ and the AA/AA stacking when the θ' of the initial assembled structure is close to this angle and is allowed to be relaxed by, for example, annealing. Other structures with θ' rather away from this angle may still exist. In experiments, TBG/BN with $\theta' \approx 0.6^\circ$ was realized. Such a slightly larger θ' than 0.54° can be due to a larger $\theta \approx 1.15^\circ$ within the experimental samples and the ambiguity of the experimental determination of θ' .

The mechanism behind the minimum E_{tot} with $\theta' = 0.54$ and the AA/AA stacking is that the moiré interlayer potentials in G3/G2 and G2/BN interfere constructively so that the most favorable BA and AB stackings in G3/G2 are located at the same position as the most favorable BA stacking and less favorable AB stacking in G2/BN, as seen in Fig. 2(d). In contrast, the completely destructive interference of the moiré potentials for the AA/AB stacking at $\theta' = 0.54^\circ$ leads to the highest E_{tot} among all θ' and stackings. The interlayer potentials for the almost perfect alignment of TBG on BN

($\theta' = -0.01^\circ$) are also exhibited in Fig. 2(e) for comparison. The supercell of these configurations is comprised of four moiré cells of G3/G2 and three moiré cells of G2/BN. Among the three BA-stacked positions of G2/BN in one supercell, two coincide with the BA and AB stackings in G3/G2 for the AA/BA case so that it has a lower energy, while the BA-stacked positions in G2/BN are still located in the vicinity of some BA and AB stackings in G3/G2 for the other two cases. Then the E_{tot} of the three stackings are similar at $\theta' = -0.01^\circ$.

The constructive interference of the moiré potentials results in the strongest atomic relaxation for the AA/AA stacking at $\theta' = 0.54$, in contrast to the suppressed relaxation for the AA/BA stacking, as demonstrated in Fig. 3. Upon relaxation, the regions with favorable BA-like and AB-like stackings in G3/G2 increase in size, and they are much larger for AA/AA than that for AA/BA. The stronger relaxation for AA/AA is also reflected evidently in the spatial distributions of the elastic-energy density, whose highest value for AA/AA is much higher than that for AA/BA. When θ' is away from 0.54° with a larger value, the relaxation also becomes much weaker than that at smaller θ' , as reflected in the more suppressed structural deformation in G2 at larger θ' (see Fig. S4).

IV. ELECTRONIC STRUCTURE OF TBG/BN

For the relaxed TBG/BN, we have built an effective Hamiltonian \hat{H} for the moiré superlattice in G3/G2 by extending the Hamiltonian of p_z orbitals for graphene bilayers and the effective Hamiltonian of monolayer graphene on BN¹³. This effective Hamiltonian reads

$$\hat{H} = \sum_{n=2}^3 \sum_i \varepsilon_{n,i} c_{n,i}^\dagger c_{n,i} + \sum_{n=2}^3 \sum_{\langle i,j \rangle} t_{\langle i,j \rangle}^{(n,n)} (c_{n,i}^\dagger c_{n,j} + h.c.) + \sum_{i,j} t_{i,j}^{(2,3)} (c_{2,i}^\dagger c_{3,j} + h.c.), \quad (3)$$

where $c_{n,i}^\dagger$ ($n = 2, 3$) is the creation and $c_{n,i}$ is the annihilation operator of a p_z -like orbital at the site i in the G_n layer and $\langle i, j \rangle$ denotes the intralayer nearest neighbors. The on-site energies, intralayer and interlayer hopping terms are represented by $\varepsilon_{n,i}$, $t_{i,j}^{(n,n)}$, and $t_{i,j}^{(2,3)}$, respectively. These Hamiltonian terms are obtained taking into account the relaxation effect and the full moiré Hamiltonian induced by BN, and \hat{H} is diagonalized using the plane-wave-like basis functions, as detailed in the SM.

The most desirable consequence of the near alignment of TBG with BN for the electronic structure is that the flat conduction and valence bands can become separated by a gap at E_F due to the broken C_2 symmetry in TBG by BN. Our calculations show that such a gap is only present in systems with small commensurate supercells, as shown in Fig. 4. Moreover, among the three stackings, the flat bands could be gapped at E_F for the AA/AA and

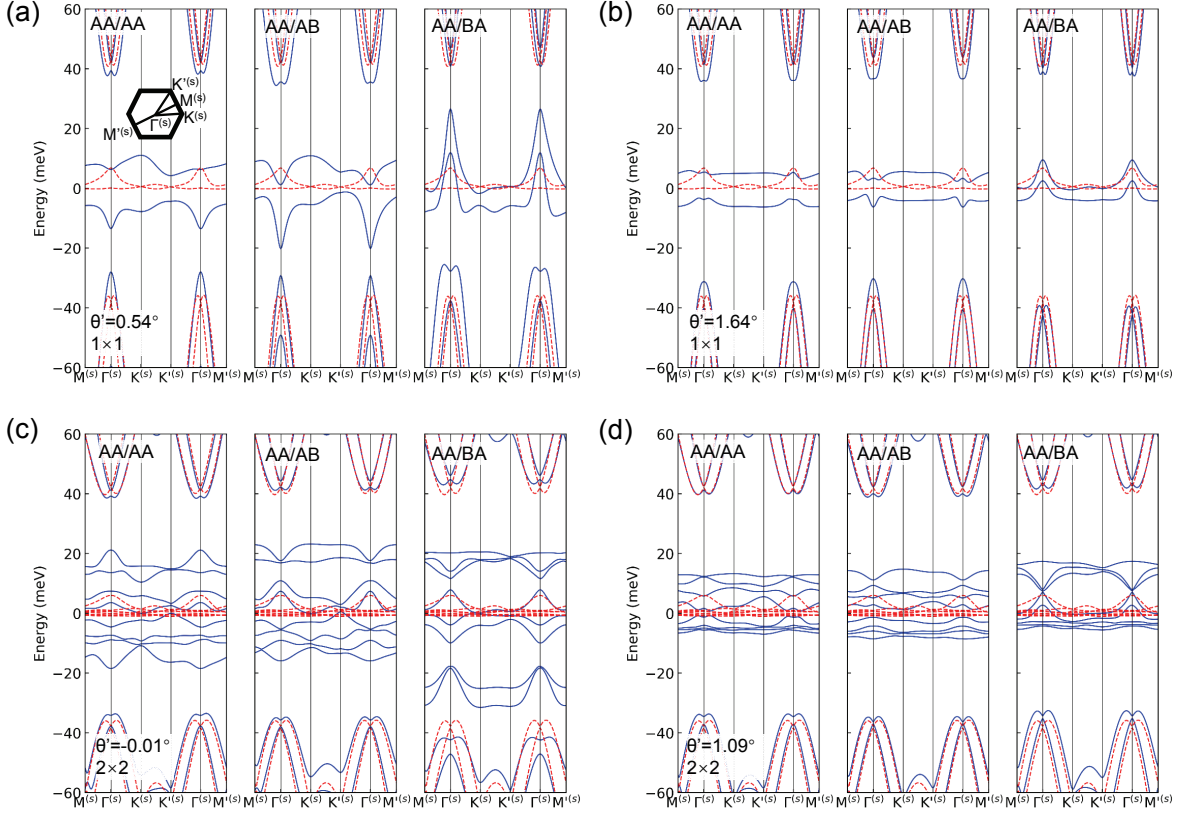


FIG. 4. (Color online) The band structures of TBG/BN with the 1×1 supercell at $\theta' = 0.54^\circ$ (a) and $\theta' = 1.64^\circ$ (b) and with the 2×2 supercell at $\theta' = -0.01^\circ$ (c) and $\theta' = 1.09^\circ$ (d) for the three inequivalent symmetric stackings. The superimposed bands of the pristine TBG without BN are represented by dashed lines. The Fermi levels are set to be zero.

AA/AB stackings, while they overlap at E_F for AA/BA. For AA/AA and AA/AB, the C_2 symmetry is strongly broken in the relaxed atomic structure due to the evident absence of the inversion symmetry with respect to the origin in the interlayer potential between G2 and BN [see Fig. 2(d)]. In contrast, the interlayer potential between G2 and BN is roughly inversion symmetric with respect to the origin for AA/AB so that the C_2 symmetry is only weakly broken by the structural relaxation, and the avoided crossings of the flat bands can be attributed to the electronic contribution of BN. Although the gap at E_F only arises in specific configurations, it can be readily observed in experiment as the globally stablest system with $\theta' = 0.54$ and the AA/AA stacking just has a rather large gap, as shown in Fig. 4(a).

For the 2×2 supercells at $\theta' = -0.01^\circ$ and 1.09° , the mini-bands on the electron or hole side could also be separated from each other, as shown in Figs. 4(c, d). However, the band separation depends on the stacking. For example, at $\theta' = -0.01^\circ$, the first two conduction bands are gapped from the higher bands for AA/AA and AA/AB, while only the lowest conduction band is gapped from the other three overlapped conduction bands for AA/BA. Such sensitivity of band structures to stackings of small supercells suggests complicated mini-bands in

large supercells.

Figure 5 shows the band structures of TBG/BN with the 7×7 or 9×9 supercell at four different θ' . The bands of such large supercells are no longer sensitive to stackings. Most middle mini-bands around E_F become completely flat lines and are well separated from the dispersive bands, while no gaps can be observed at E_F . For the two smaller θ' , the energy range (W) of the middle mini-bands is rather large, while it decreases with the two larger θ' . The gap (Δ_e) between the dispersive conduction bands and the middle mini-bands are all rather large, while the middle mini-bands approach the dispersive valence bands with a vanishing gap (Δ_h) between them at $\theta' = 0.42^\circ$. The variations of W , Δ_e , and Δ_h with θ' are exhibited in Fig. 5(b), which clearly infer that $\theta' = 0.54^\circ$ is the critical angle for the evolution of the electronic structure of TBG/BN with θ' . At $\theta' < 0.54^\circ$, W remains large and Δ_h can reach near zero, which can be attributed to the significant contribution of BN to the structural relaxation and electronic perturbation in TBG as the moiré cell of G2/BN is larger than that of G3/G2. At $\theta' > 0.54^\circ$, W decreases rapidly with θ' and the increasing Δ_h becomes rather large.

In order to resolve the effective energy dispersions for large supercells with complicated mini-bands around E_F ,

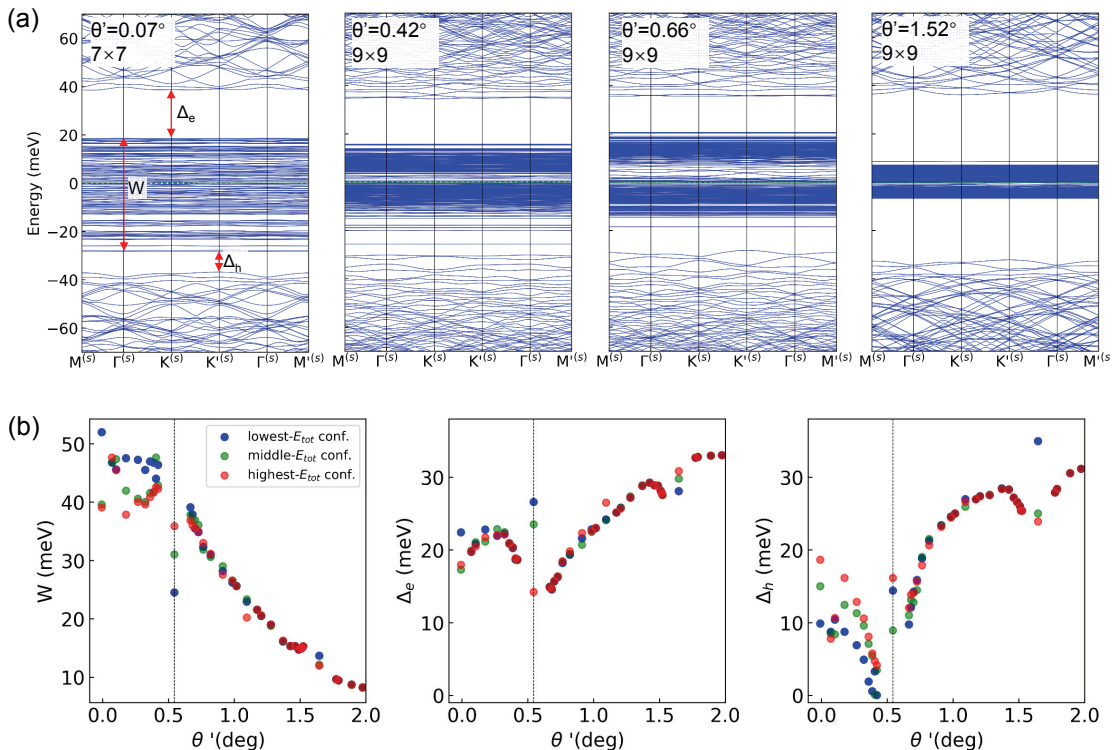


FIG. 5. (Color online) (a) The band structures of TBG/BN with large supercells at four different θ' . (b) The energy range (W) of the middle mini-bands, the gap (Δ_e) between the dispersive conduction bands and the middle mini-bands, and the gap (Δ_h) separating the middle mini-bands from the dispersive valence bands for all considered configurations with different stackings and θ' .

the spectral functions unfolded to the BZ of the pristine TBG have been computed, as shown in Fig. 6. We find that the flat bands corresponding to those of the pristine TBG could still be identified for systems close to the 1×1 commensurate configurations [see Figs. 6(b-d)], while no energy dispersions could be resolved from the spectral function for the system close to the 2×2 configuration [see Fig. 6(a)]. The broadened flat bands could be well separated [see Fig. 6(b)], while they could also overlap in the vicinity of $\Gamma^{(s)}$ [see Figs. 6(c-d)]. These features of the spectral functions may be observed in future ARPES measurements of TBG/BN.

V. SUMMARY AND CONCLUSIONS

A series of commensurate supercells of TBG/BN with magic angle within TBG and with varying θ' and stackings between TBG and BN have been constructed. Full relaxation of the supercells has been performed, which shows that the energetically stablest configuration is slightly misaligned between TBG and BN with $\theta' = 0.54^\circ$ and has the AA/AA stacking. This is due to the completely constructive interference of the moiré interlayer potentials and thus the greatly enhanced relaxation in the 1×1 supercell of this configuration. In contrast, in-plane relaxation can be partially suppressed in the

graphene layer adjacent to BN for other configurations. The band structures of the supercells are acquired based on the effective Hamiltonian taking into account the relaxation effect and the full moiré Hamiltonian induced by BN. As the supercells have a huge number of atoms, the Hamiltonian is diagonalized using the plane-wave-like basis. Gaps are opened at E_F for small supercells with stackings that enable strong breaking of the C_2 symmetry in the atomic structure of TBG. For large supercells with θ' close to those of the 1×1 supercells, the broadened flat bands can still be resolved from the spectral functions. The $\theta' = 0.54^\circ$ is also identified as a critical angle for the evolution of the electronic structure with θ' , at which the energy range of the mini-bands around E_F begins to become narrower with increasing θ' and their gaps from the dispersive bands become wider. The discovered stablest TBG/BN with a finite θ' of about 0.54° and its gapped flat bands agree with recent experimental observations.

ACKNOWLEDGMENTS

We gratefully acknowledge valuable discussions with D. Tománek and H. Xiong. This research was supported by the National Natural Science Foundation of China (Grants No. 11974312 and No. 11774195), and

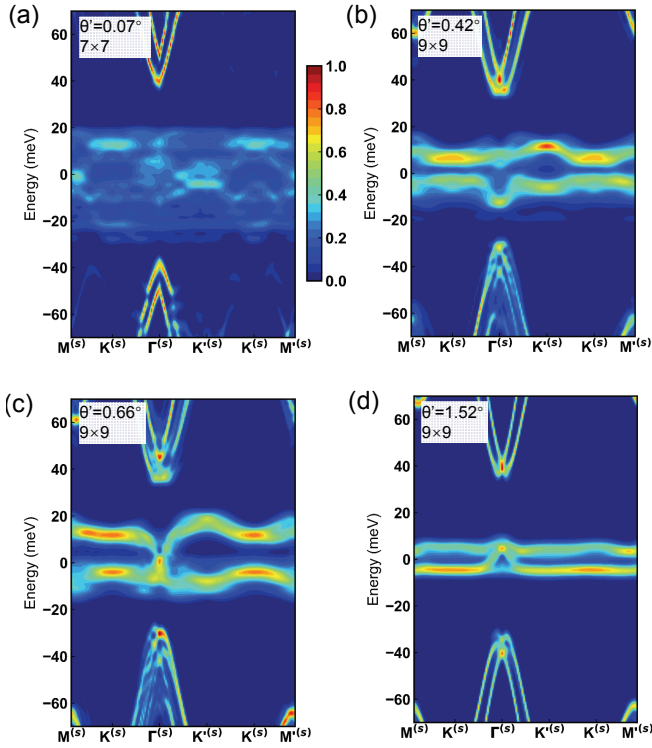


FIG. 6. (Color online) The spectral functions unfolded to the BZ of the pristine TBG corresponding to the band structures in Fig. 5(a) for large supercells at four θ' . The 0.07° of θ' (a) is close to -0.01° with a 2×2 supercell, 0.42° (b) and 0.66° (c) are close to 0.54° with a 1×1 supercell, and 1.52° (d) is close to 1.64° also with a 1×1 supercell.

the National Key Research and Development Program of China (Grant No. 2016YFB0700102). The calculations were performed on TianHe-1(A) at National Supercomputer Center in Tianjin.

* E-mail: xqlin@zjut.edu.cn

- ¹ Y. Cao, V. Fatemi, A. Demir, S. Fang, S. L. Tomarken, J. Y. Luo, J. D. Sanchez-Yamagishi, K. Watanabe, T. Taniguchi, E. Kaxiras, R. C. Ashoori, and P. Jarillo-Herrero, “Correlated insulator behaviour at half-filling in magic-angle graphene superlattices,” *Nature (London)* **556**, 80 (2018).
- ² Y. Cao, V. Fatemi, S. Fang, K. Watanabe, T. Taniguchi, E. Kaxiras, and P. Jarillo-Herrero, “Unconventional superconductivity in magic-angle graphene superlattices,” *Nature (London)* **556**, 43 (2018).
- ³ A. L. Sharpe, E. J. Fox, A. W. Barnard, J. Finney, K. Watanabe, T. Taniguchi, M. A. Kastner, and D. Goldhaber-Gordon, “Emergent ferromagnetism near three-quarters filling in twisted bilayer graphene,” *Science* **365**, 605 (2019).
- ⁴ X. Lu, P. Stepanov, W. Yang, M. Xie, M. A. Aamir, I. Das, C. Urgell, K. Watanabe, T. Taniguchi, G. Zhang, A. Bachtold, A. H. MacDonald, and D. K. Efetov, “Superconductors, orbital magnets, and correlated states in magic angle bilayer graphene,” *Nature (London)* **574**, 653 (2019).
- ⁵ A. Uri, S. Grover, Y. Cao, J.A. Crosse, K. Bagani, D. Rodan-Legrain, Y. Myasoedov, K. Watanabe, T. Taniguchi, P. Moon, M. Koshino, P. Jarillo-Herrero, and E. Zeldov, “Mapping the twist-angle disorder and

Landau levels in magic-angle graphene,” *Nature* **581**, 47 (2020).

- ⁶ R. Bistritzer and A. H. MacDonald, “Moiré bands in twisted double-layer graphene,” *Proc. Natl. Acad. Sci. U.S.A.* **108**, 12233 (2011).
- ⁷ S. Fang and E. Kaxiras, “Electronic structure theory of weakly interacting bilayers,” *Phys. Rev. B* **93**, 235153 (2016).
- ⁸ G. Tarnopolsky, A. Jura Kruchkov, and A. Vishwanath, “Origin of Magic Angles in Twisted Bilayer Graphene,” *Phys. Rev. Lett.* **122**, 106405 (2019).
- ⁹ M. Serlin, C. L. Tschirhart, H. Polshyn, Y. Zhang, J. Zhu, K. Watanabe, T. Taniguchi, L. Balents, and A. F. Young, “Intrinsic quantized anomalous Hall effect in a moiré heterostructure,” *Science* **367**, 900 (2020).
- ¹⁰ G. J. Slotman, M. M. van Wijk, P.-L. Zhao, A. Fasolino, M. I. Katsnelson, and S. J. Yuan, “Effect of Structural Relaxation on the Electronic Structure of Graphene on Hexagonal Boron Nitride,” *Phys. Rev. Lett.* **115**, 186801 (2015).
- ¹¹ J. Jung, A. M. DaSilva, A. H. MacDonald, and S. Adam, “Origin of band gaps in graphene on hexagonal boron nitride,” *Nat. Commun.* **6**, 6308 (2015).
- ¹² J. Jung, E. Laksono, A. M. DaSilva, A. H. MacDonald, M. Mucha-Kruczyński, and S. Adam, “Moiré band model

- and band gaps of graphene on hexagonal boron nitride,” *Phys. Rev. B* **96**, 085442 (2017).
- ¹³ X. Lin and J. Ni, “Symmetry breaking in the double moiré superlattices of relaxed twisted bilayer graphene on hexagonal boron nitride,” *Phys. Rev. B* **102**, 035441 (2020).
 - ¹⁴ N. Bultinck, S. Chatterjee, and M. P. Zaletel, “Mechanism for Anomalous Hall Ferromagnetism in Twisted Bilayer Graphene,” *Phys. Rev. Lett.* **124**, 166601 (2020).
 - ¹⁵ Y.-H. Zhang, D. Mao, and T. Senthil, “Twisted bilayer graphene aligned with hexagonal boron nitride: Anomalous Hall effect and a lattice model,” *Phys. Rev. Research* **1**, 033126 (2019).
 - ¹⁶ J. Liu and X. Dai, “Spontaneous symmetry breaking and topology in twisted bilayer graphene: the nature of the correlated insulating states and the quantum anomalous Hall effect,” [arXiv:1911.03760](https://arxiv.org/abs/1911.03760).
 - ¹⁷ Y. Zhang, K. Jiang, Z. Wang, and F. Zhang, “Correlated insulating phases of twisted bilayer graphene at commensurate filling fractions: a Hartree-Fock study,” [arXiv:2001.02476](https://arxiv.org/abs/2001.02476).
 - ¹⁸ T. Cea, P. A. Pantaleon, and F. Guinea, “Band structure of twisted bilayer graphene on hexagonal boron nitride,” [arXiv:2005.07396](https://arxiv.org/abs/2005.07396).
 - ¹⁹ See Supplemental Material for details of the computational methods and additional results about the geometry and relaxation of TBG/BN.
 - ²⁰ J. S. Alden, A. W. Tsen, P. Y. Huang, R. Hovden, L. Brown, J. Park, D. A. Muller, and P. L. McEuen, “Strain solitons and topological defects in bilayer graphene,” *Proc. Natl. Acad. Sci. U.S.A.* **110**, 11256 (2013).
 - ²¹ K. Uchida, S. Furuya, J.-I. Iwata, and A. Oshiyama, “Atomic corrugation and electron localization due to Moiré patterns in twisted bilayer graphenes,” *Phys. Rev. B* **90**, 155451 (2014).
 - ²² M. M. van Wijk, A. Schuring, M. I. Katsnelson, and A. Fasolino, “Relaxation of Moiré patterns for slightly misaligned identical lattices: graphene on graphite,” *2D Mater.* **2**, 034010 (2015).
 - ²³ S. Dai, Y. Xiang, and D. J. Srolovitz, “Twisted bilayer graphene: Moiré with a twist,” *Nano Lett.* **16**, 5923 (2016).
 - ²⁴ S. K. Jain, V. Juričić, and G. T. Barkema, “Structure of twisted and buckled bilayer graphene,” *2D Mater.* **4**, 015018 (2017).
 - ²⁵ N. N. T. Nam and M. Koshino, “Lattice relaxation and energy band modulation in twisted bilayer graphene,” *Phys. Rev. B* **96**, 075311 (2017).
 - ²⁶ F. Gargiulo and O. V. Yazyev, “Structural and electronic transformation in low-angle twisted bilayer graphene,” *2D Mater.* **5**, 015019 (2018).
 - ²⁷ S. Carr, D. Massatt, S. B. Torrisi, P. Cazeaux, M. Luskin, and E. Kaxiras, “Relaxation and domain formation in incommensurate two-dimensional heterostructures,” *Phys. Rev. B* **98**, 224102 (2018).
 - ²⁸ H. Yoo, R. Engelke, S. Carr, S. Fang, K. Zhang, P. Cazeaux, S. H. Sung, R. Hovden, A. W. Tsen, T. Taniguchi, K. Watanabe, G.-C. Yi, M. Kim, M. Luskin, E. B. Tadmor, E. Kaxiras, and P. Kim, “Atomic and electronic reconstruction at the van der waals interface in twisted bilayer graphene,” *Nat. Mater.* **18**, 448 (2019).
 - ²⁹ P. Lucignano, D. Alfè, V. Cataudella, D. Ninno, and G. Cantele, “Crucial role of atomic corrugation on the flat bands and energy gaps of twisted bilayer graphene at the magic angle $\theta \sim 1.08^\circ$,” *Phys. Rev. B* **99**, 195419 (2019).
 - ³⁰ F. Guinea and N. R. Walet, “Continuum models for twisted bilayer graphene: Effect of lattice deformation and hopping parameters,” *Phys. Rev. B* **99**, 205134 (2019).