

A data processing system for balloon-borne telescopes

Valentina Scotti *Member, IEEE*, Giuseppe Osteria, and Francesco Perfetto

Abstract—The JEM-EUSO Collaboration aims at studying Ultra High Energy Cosmic Rays (UHECR) from space. To reach this goal, a series of pathfinder missions has been developed to prove the observation principle and to raise the technological readiness level of the instrument. Among these, the EUSO-SPB2 (Extreme Universe Space Observatory on a Super Pressure Balloon, mission two) foresees the launch of two telescopes on an ultra-long duration balloon. One is a fluorescence telescope designed to detect UHECR via the UV fluorescence emission of the showers in the atmosphere. The other one measures direct Cherenkov light emission from lower energy cosmic rays and other optical backgrounds for cosmogenic tau neutrino detection.

In this paper, we describe the data processing system which has been designed to perform data management and instrument control for the two telescopes. It is a complex which controls front-end electronics, tags events with arrival time and payload position through a GPS system, provides signals for time synchronization of the event and measures live and dead time of the telescope. In addition, the data processing system manages mass memory for data storage, performs housekeeping monitor, and controls power on and power off sequences.

The target flight duration for the NASA super pressure program is 100 days, consequently, the requirements on the electronics and the data handling are quite severe. The system operates at high altitude in unpressurised environment, which introduces a technological challenge for heat dissipation.

Index Terms—Balloon experiments, Front-end electronics for detector readout, On-board data handling, On-board space electronics, Trigger concepts and systems (hardware and software)

I. INTRODUCTION

THE EUSO-SPB2 is a precursor mission for future space observatories for multi-messenger astrophysics.

The innovative approach of EUSO-SPB2 is to use the Earth as a giant particle detector, studying fluorescence and Cherenkov light from the edge of the space.

The main goal of this mission is to detect fluorescence light generated in the Earth's atmosphere by Ultra High Energy Cosmic Rays (UHECR) from above, to confirm the expectations from ground observations [1], [2].

In addition, this mission will explore new areas such as detecting Cherenkov light emission from air showers and measuring the background of up-going tau decays from cosmogenic neutrinos [3].

This mission is part of the JEM-EUSO science program. JEM-EUSO is a collaboration of 350 researchers from 16

countries, whose scientific case has been positively evaluated by several space agencies with funding ongoing in all the participating countries.

The aim of JEM-EUSO is to observe from space UV light in the terrestrial atmosphere to study Extreme Energy Cosmic Rays (EECR): above 5×10^{19} eV. The main challenge for the study of EECR is the extremely low flux of cosmic rays at the highest energies.

The scientific program of JEM-EUSO includes a series of pathfinder experiments using fluorescence detectors to make a proof-of-principle of the EECR observation from space and to raise the technological level of the instrumentation to be employed in a space mission.

Among these, the EUSO-SPB2 is build upon the EUSO-SPB1 [4] experience to pave the way towards the Probe of Extreme Energy Multi-Messenger Astrophysics (POEMMA) space mission [3]. POEMMA is designed to discover the nature and origin of EECR and to discover astrophysical neutrino emission.

The launch of the EUSO-SPB2 for an ultra-long duration balloon flight is foreseen in 2022 from Wanaka in New Zealand. The target flight duration for the NASA super pressure balloon program is 100 days at a floating altitude of 33 km.

A description of the mission is given in [5], in this paper, we present the concept of the Data Processor system designed to manage the main instruments and all the devices on board while respecting the severe constraints imposed by a balloon-borne experiment.

II. THE EUSO-SPB2 TELESCOPES

EUSO-SPB2 will host onboard two independent telescopes, a fluorescence detector (FT) and a Cherenkov detector (CT), in order to be a scientific and technical sub-orbital altitude precursor for the POEMMA. A complete description of the two instruments can be found respectively in [6] and [7], here we will briefly report only on the details relevant to the functioning of the Data Processing system. Fig. 1 shows a drawing of the gondola structure.

In table I the main characteristics of the two telescopes are summarized.

The fluorescence detector is build on the experience of EUSO-SPB1 to detect ultra high energy cosmic rays via the UV fluorescence emission of the extensive air showers generated by UHECR in the atmosphere. The main difference with respect to EUSO-SPB1 is that in EUSO-SPB2 the light is focused on the camera through a Schmidt optical system,




Fig. 1. A pictorial view of the gondola hosting the two telescopes and all the ancillary devices of the EUSO-SPB2 mission.

TABLE I
MAIN PARAMETERS OF THE EUSO-SPB2 TELESCOPES. THE TWO TELESCOPES SHARE THE SAME MECHANICAL STRUCTURE, MIRROR, AND A 1-METER WIDE PMMA CORRECTOR PLATE.

Fluorescence		Cherenkov
300÷420 nm, BG3 filter	Energy threshold (eV) Sensor type Wavelength sensitivity Time unit Pointing (zenith angle) FoV (instrumented) Number of pixels Optics (modified Schmidt) Payload mass (kg)	400÷800 nm, no filter

instead of Fresnel lenses. In addition, the focal surface of the FT will be composed of 3 Photo Detector Modules (PDM), each composed of 36 MAPMT Hamamatsu R11265, for a total of 6912 pixels, compared to 2304 of EUSO-SPB1. The Field of View of each PDM is $12^\circ \times 12^\circ$. The signal from MaPMT are with are readout by a specific ASIC followed by multiple trigger levels to filter out noise and identify events of interest. This system has single photoelectron counting capability and a time unit of $1\mu s$. The FT points to nadir and the expected trigger rate is around 0.2/hour for a trigger threshold of 10^{18} eV.

The CT points toward the limb to measure direct Cherenkov light emission from lower energy cosmic rays and the optical backgrounds for cosmogenic tau neutrino detection in the UV/VIS range. For the CT the mirror segments will be aligned in a bifocal configuration which allows to distinguish between a charged particle hitting camera which makes 1 spot, and a light pulse from far-field outside the telescope makes 2 spots. The CT focal surface will be composed by 32 Hamamatsu

S14521 (4×4 pixel array) SiPMT, for a total of 512 pixels. The readout is based on a 100 MS/s ASIC for General Electronics for TPC's (AGET) switch capacitor ring sampler. Each telescope is completed by several ancillary devices:

- Aperture shutter to prevent sun-melt and avoid dust entering the camera. The shutter is light tight and makes the inside of the telescope a dark box.
- Health LED Systems to check camera health and response.
- Airglow MONitor (AMON) for an independent measure of airglow and night sky radiation backgrounds.
- Light sensor, called EMON, located inside the telescopes to verify darkness condition during operation and testing.
- A dual-band InfraRed camera to monitor the presence of clouds and to measure cloud-top temperatures only for the fluorescence telescope.

III. THE DATA PROCESSING SYSTEM

The focal plane detectors and the front-end electronics of the two telescopes are different since the Cherenkov and fluorescence light have different wavelengths and time development. However, from the point of view of the control, configuration, monitoring, data management and working mode, the two instruments are very similar. For this reason, the architecture of the Data Processing system designed for the two telescopes is an evolution of the one developed for the fluorescence telescope of the EUSO-SPB1 [8].

The block diagram of the DP of the fluorescence telescope and its connections with the rest of the instrument is shown in Fig. 2. The one for the Cherenkov detector is quite similar. In the following paragraph we will describe the Data Processing system of the FT.

A. Requirements

The EUSO-SPB2 telescopes will collect data during moonless nights to obtain the best contrast for the signatures of scientific interest. The data processing system (DP) links each telescope with the Gondola system. The DP is a complex system which includes most of the digital electronics of the instrument which allows to control, configure, monitor and operate each telescope during the commissioning phase, the test campaigns and the flight.

Besides being the interface with the flight computer, the data processing system performs the following tasks:

- Main interface with Flight Computer (SIP) telemetry system
- Data selection/compression and transmission to Flight Computer (SIP)
- Power ON/OFF the whole instrument
- Define Telescope operation mode (Day, Night, D-N-D transitions)
- Configure the Front End electronics
- Start/Stop of the data acquisition and calibration procedures
- Tag events with GPS time and GPS position
- Synchronization of the data acquisition

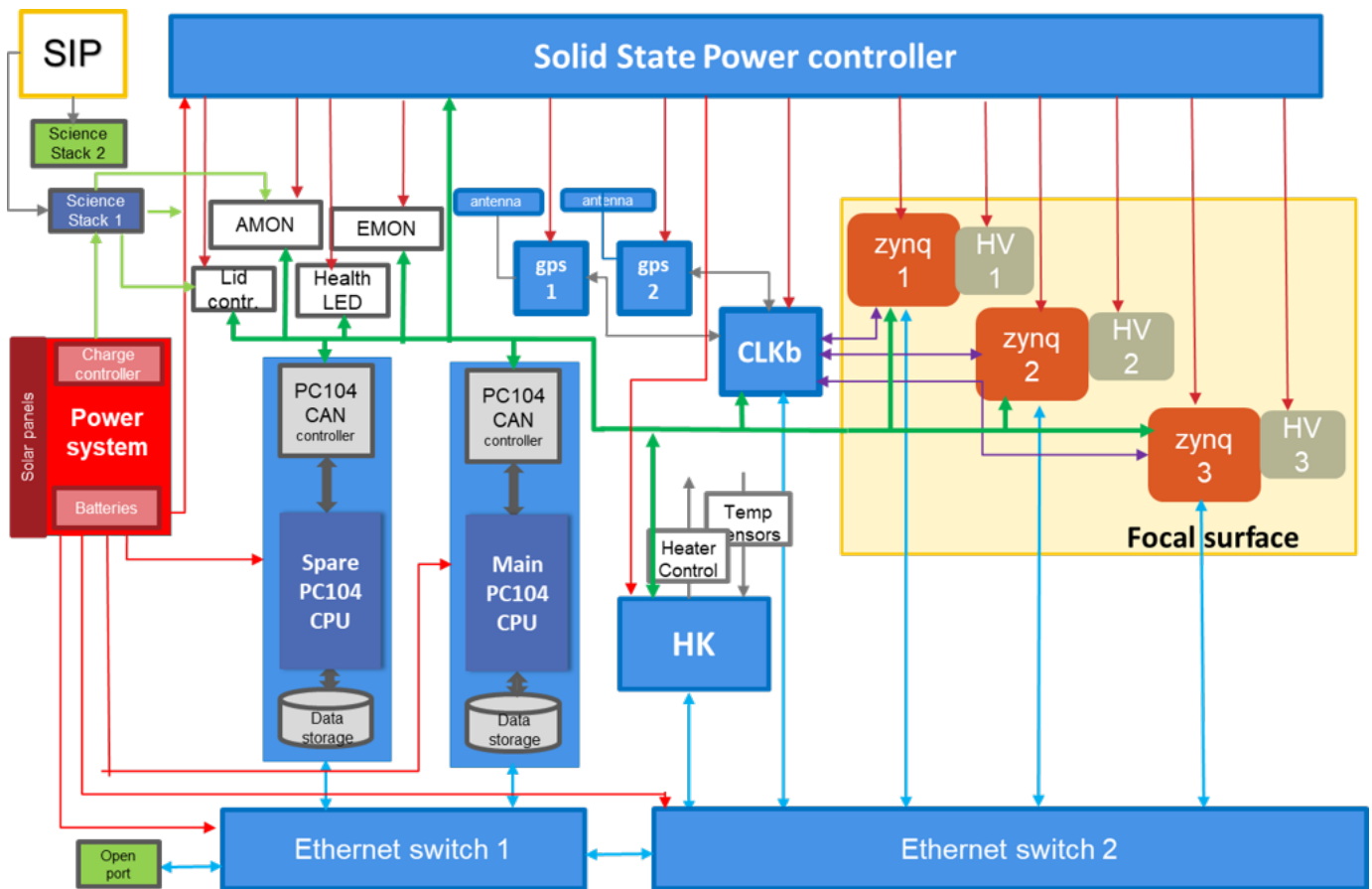


Fig. 2. Block diagram of the Data Processing system and its connections with the rest of the instrument for the fluorescence telescope of the EUSO-SPB2. The one for the Cherenkov detector is quite similar.

- Manage trigger signals (L1, external, GPS, by CPU command etc)
- Manages mass memory for data storage
- Monitor/Control/DAQ of some Ancillary Devices
- Monitor voltages, current and temperatures (LVPSs, boards, FPGAs)

The main challenges in designing and building the system are due to the physical characteristics of the signal and to the harsh environment in which the DP has to operate.

At the Peak energy sensitivity for the FT (around 6 EeV) the expected event rate is around 1 event every 13 hours. For an 80 day flight with 15% duty cycle the total number of events is around 22 events, but the trigger rate of the FT is estimated to be between 5 and 10 Hz, so it's necessary to distinguish a few cosmic rays events among the background.

Furthermore, since the target flight duration for the NASA super pressure program is 100 days, the requirements on the electronics and the data handling are quite severe. Finally, The system operates at high altitude in unpressurised environment, which introduces a technological challenge for heat dissipation.

In addition to power and mass budget restrictions on the balloon payload, there is also a limited telemetry budget of 1GB per day. For this reason, there is the need to prioritize data for downloading on board, at the same time with the want

to only record and transfer high quality events. Everything must be done on board with minimal intervention from the ground.

IV. THE SUBSYSTEMS

The block diagram (Fig. 2) shows that the data processing system is composed of several subsystems. The whole system is capable to acquire 7000 channels without exceeding mass and power budget.

Different tasks are performed by different subsystems. All the subsystems, together with the low voltage power supplies modules, are hosted in a DP box (customized Eurocard chassis) equipped with cooling plate to dissipate heat (Fig. 3).

- CPU with Hot and Cold redundancy PCI/104 single board computer Core i7 3517UE + 5 SATA disks for data storage
- HK board based on STM32 μ Controller and TIBO EM2000
- Clock board [9] based on Xilinx XC7Z SoC: manages trigger and data synchronization and also acts as an interface with the GPS receivers
- GPS receivers Trimble BX992
- Ethernet switches
- Solid State Power Controller

We choose to use mostly COTS devices because reliability in a hostile environment is one of the requirements. The

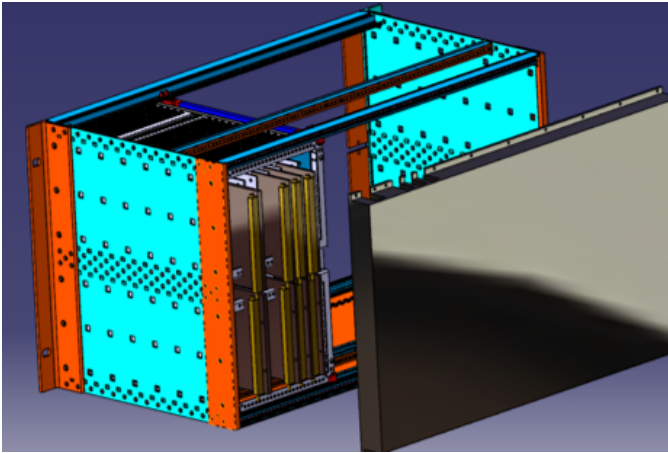


Fig. 3. The CAD of the DP box, designed to host all the Data Processing subsystems and equipped with cooling plate.

electronic components are all selected to operate in extended temperature range.

For the most fundamental component, the CPU, we have hot and cold redundancy, hence the choice to use CAN and Ethernet protocol which guarantee us in case one CPU fails.

V. THE SOFTWARE

The DP is the interface between the detector and the telemetry blocks and the end-users. Instrument operations and monitoring will be shared between collaborators in the US, Japan and Europe to provide, during local daytime, control and monitoring of the telescopes 24/7, similarly to the on-ground control that was done for EUSO-SPB1 [10].

The CPU software can be divided into two categories:

- the control software
- the data handling software

The control software has to be flexible to be used in every phase of the commissioning and flight. It allows to control and monitor the detector, and to store all the data (science, housekeeping and log). The design enables full user control via telemetry. In fact, during the flight the status of the apparatus must be continuously checked to distinguish condition to start or stop the measurement.

The data handling software manages science data acquisition from the CLK and Zynq boards. The acquisition software initializes and configures the subsystems, monitors the connections with the CPU, and verifies the behavior of the subsystems. It can perform several types of acquisitions, such as recording of external triggered events or internal triggered events. Finally, it manages the prioritization folder structure for down-link to cope with the maximum amount of telemetry available each day (1 GB).

Science Stack data are available in "quasi" real time on a WEB page of Columbia Scientific Balloon Facilities and are used to monitor and to control the status of the telescope. In particular, before starting the power-on or power-off sequence, it is necessary to monitor:

- Status of the power system

- Temperatures of critical point of the telescope (Batteries, mirror, focal surface, electronics, etc.)
- Light level of the EMON (Day/Night transition, Night/Day transition)
- Status of the aperture shutter (Open/Close)

VI. SCHEDULE

The launch of the EUSO-SPB2 is planned for 2022, in order to reach this goal, the EUSO-SPB2 Collaboration need to hit several milestones.

CPUs, data storage, GPS receivers, Ethernet switches, Solid State Power Controller are under test in different laboratories. The first prototype of the Clock board has been manufactured and tested, the firmware is under development. The design of the HK board has been completed and the first prototype will be available before the end of 2020. The design of the DP housing and cooling mechanics are in progress and will be soon finalized and tested. The Collaboration is currently looking for facilities for thermal-vacuum tests of the whole DP. Extensive laboratory testing is planned to characterize and calibrated the telescopes prior to payload integration.

At the end of the assembly, and after thermal-vacuum chamber test, both the telescopes will be transported to the Utah desert for a field test campaign. The aim of this campaign is to use lasers and other light sources to have an absolute calibration of the detector response. The field tests will include observation time to record Fluorescence and Cherenkov light due to cosmic rays. The results of the tests will be used also to fine-tune the trigger algorithm. .

VII. CONCLUSIONS

EUSO-SPB2 is a 2-telescope instrument to study UHECR, Cherenkov, and tau neutrino backgrounds. The launch planned for 2022. The Data Processing system of the telescopes have been designed and the first prototypes are under test. The Collaboration is getting ready for thermal-vacuum test and instrument integration.

ACKNOWLEDGMENT

We would like to thank the staff of Electronics and Detectors Service (SER) and Design and Mechanics Service of INFN Napoli for their strong and undivided support all along this project.

REFERENCES

- [1] C. Berat, for the Pierre Auger Collaboration2, The Pierre Auger Observatory status and latest results, EPJ Web of Conferences 206, 07001 (2019), <https://doi.org/10.1051/epjconf/201920607001>
- [2] The IceCube Collaboration, The Pierre Auger Collaboration, The Telescope Array Collaboration, The ANTARES Collaboration, Search for correlations of high-energy neutrinos and ultra-high energy cosmic rays, 36th ICRC Madison Wisconsin, 2019.
- [3] A. Olinto, et al., POEMMA (Probe of Extreme Multi-Messenger Astrophysics) design, arXiv:1907.06217 [astro-ph.HE]
- [4] J. Eser, on behalf of the JEM-EUSO Collaboration, Results of the EUSO-SPB1 flight, POS ICRC2019, doi = 10.22323/1.358.0247
- [5] V. Scotti, G. Osteria, The EUSO-SPB2 mission, Nuclear Instruments and Methods in Physics Research Section A, Volume 958, 2020, <https://doi.org/10.1016/j.nima.2019.05.005>.

- [6] Abdellaoui, G., Abe, S., et al., Ultra-violet imaging of the night-time earth by EUSO-Balloon towards space-based ultra-high energy cosmic ray observations, *Astroparticle Physics*, 111, pp. 54-71. DOI: 10.1016/j.astropartphys.2018.10.008
- [7] A. N. Otte, et al., Development of a Cherenkov Telescope for the Detection of Ultrahigh Energy Neutrinos with EUSO-SPB2 and POEMMA, arXiv:1907.08728 [astro-ph.IM]
- [8] V. Scotti, J. Bayer, et al., The Data Processor system of EUSO-SPB1, *Nuclear Instruments and Methods in Physics Research Section A*, Volume 916, 2019, Pages 94-101, <https://doi.org/10.1016/j.nima.2018.10.207>.
- [9] V. Scotti, G. Osteria, on behalf of the JEM-EUSO Collaboration, The JEM-EUSO time synchronization system, *Nuclear Instruments and Methods in Physics Research Section A*, Volume 718, 2013, Pages 248-250, <https://doi.org/10.1016/j.nima.2012.10.121>.
- [10] Fornaro, C, Cafagna, et al., The onboard software of the EUSO-SPB pathfinder experiment. *Softw: Pract Exper.* 2019; 49: 524– 539. <https://doi.org/10.1002/spe.2655>