

The following article has been accepted by *The Journal of Chemical Physics*.

After it is published, it will be found at

<https://aip.scitation.org/doi/10.1063/5.0028060>

Models and corrections: range separation for electronic interaction - lessons from density functional theory

Andreas Savin¹

Laboratoire de Chimie Théorique, CNRS and Sorbonne University

4 place Jussieu, 75252 Paris cedex 05, France^{a)}

Model Hamiltonians with long-range interaction yield energies that are corrected taking into account the universal behavior of the electron-electron interaction at short range.

Although the intention of the paper is to explore the foundations of using density functionals combined with range separation, the approximations presented can be used without them, as illustrated by a calculation on Harmonium. In the regime when the model system approaches the Coulomb system, they allow the calculation of ground states, excited states, and properties, without making use of the Hohenberg-Kohn theorem. Asymptotically, the technique is improvable, allows for error estimates that can validate the results.

Some considerations for correcting the errors of finite basis sets in this spirit are also presented.

Being related to the present understanding of density functional approximations, the results are comparable to those obtained with the latter, as long as these are accurate.

Keywords: asymptotic series, density functional theory, perturbation theory, range separation, systematic improvement

^{a)}Electronic mail: andreas.savin@lct.jussieu.fr

CONTENTS

1. Introduction	5
1.1. Approach	5
A model and its correction	5
Universality	5
Systematic improvement	5
1.2. Warnings	6
No mathematical rigor	6
Asymptotic improvement	7
No single-determinant wave functions	7
Limited treatment of simplified wave function methods	8
The external potential as the one-particle potential	8
No use of DFAs	8
Other approaches	9
There are not enough examples in this paper	9
This paper presents a personal viewpoint	10
1.3. Structure of the paper	10
2. Range separation	10
2.1. Context	10
Ewald approach	10
Range separation can be used to simplify the numerical treatment	11
2.2. Model	12
Model interaction	12
Model Hamiltonian	12
Motivations for the choice of the model system	13
3. Correcting the model	14
3.1. Asymptotic regime	14
Approaching the physical interaction	14
The asymptotic behavior of $\Psi(\mu)$	15
Determining the system-specific prefactor	16

3.2. Constructing corrections	18
Adiabatic connection and first-order correction	18
The next step	20
Higher order estimates	22
Asymptotic lower bounds	23
3.3. Varia	23
Excited states and properties	23
Choosing the model and size-consistency	24
Connections to DFAs	26
Correcting approximations obtained by transfer	27
Changing the one-particle potential	27
Models for associating basis set cutoff to long-range operators	27
4. Numerical results	32
4.1. Producing numerical results	32
System: Harmonium	32
Obtaining energy derivatives	33
Description of the plots	33
Smallest acceptable μ	34
4.2. Discussion of the results	34
First-order corrections	34
Second-order and first-order error estimates	35
Excited state	36
Properties	37
Effect of changing the one-particle potential	38
Comparison with a DFA	40
Using the uniform electron gas to explore the validity of the asymptotic approximation.	41
Basis set errors	43
5. Conclusions and perspectives	44
Formal results	44
Formal perspectives	45

Conclusions from numerical explorations	46
6. Acknowledgements	47
7. Data availability statement	47
References	47

1. INTRODUCTION

1.1. Approach

A model and its correction

Combining methods is often encountered in electronic structure calculations. For example, it is present in hybrid methods for density functional approximations (DFAs), see, e.g., Ref.¹, or when extrapolating to the complete basis set limit after coupled cluster calculations, see, e.g., Ref.².

This paper presents a model Hamiltonian. It uses an interaction between electrons that is not the physical, Coulombic one, but recovers its behavior in the long-range, while having no singularity when the distance between electrons vanishes. A parameter, μ is used to characterize the model. In the limit $\mu = 0$ the model corresponds to a system without interaction between electrons, while as $\mu \rightarrow \infty$ the Coulombic interaction is reached. For each of the models, i.e., for each μ , corrections are constructed by exploiting the analytical behavior of the solution of the Schrödinger equation for the model as the Coulombic system is approached. The method uses “range-separation”.

While with Jastrow factors, or in F12-methods (see, e.g., Refs. 3 and 4), the wave function is corrected, here a modified Hamiltonian is considered to provide reliable eigenvalues, and corrections are applied to the latter.

Universality

A reason for using a range-separated model lies in the possibility to introduce features that are independent of the specific system studied (are “universal”). When electrons get close (in the “short-range”) the repulsion between electrons dominates, making the interaction with the nuclei (specifying the system) irrelevant for the correction. This motivates the exclusion of the short-range from the model Hamiltonian.

Systematic improvement

Often one speaks about “systematic improvement”. However, it can have different meanings.

1. The lowest level is statistical: repeated applications show that method *A* is superior to method *B*. This meaning is found in literature, e. g., as showing that the generalized gradient approximations (GGAs) are systematically improving over the local density approximation (LDA).
2. The next level is nicely summarized by Jerome K. Percus' (NYU, New York, USA) statement⁵

Every time I develop a model, I like to know what the next step could be, even if it is too complicated for me to pursue it.

It is often used in quantum chemistry, e. g., when saying that coupled cluster methods are systematically improvable, as one can enlarge the one-particle basis set, or the degree of excitation from the reference configuration.

3. A higher level is producing a bound, as, e. g., for the energy in a variational method. We know that the error gets smaller after the improvement, but we do not know how large the error is.
4. An even higher level is provided by a model where error bounds can be improved. Wolfgang Hackbusch (Max Planck Institute for Mathematics in the Sciences, Leipzig, Germany) once asked me⁶

Why do you speak about approximations? The word approximation comes from proximity, you have to know how far you are from the desired result. This is the meaning we use in mathematics. You should use another word, for example, model.

This paper presents an approach going into the direction of overcoming the first level above, using ideas that originated from the understanding of density functional approximations.

1.2. Warnings

No mathematical rigor

The paper contains mathematical derivations. However, a mathematician will not consider the derivations in this paper acceptable. For those looking for rigor, everything presented in this paper

can be resumed to an attempt to correct the error made by a model by adding a linear combination of functions selected to vanish when the model becomes exact. The expansion coefficients are determined by giving some information about the way the model evolves toward the Coulomb system.

Asymptotic improvement

The method presented works in an asymptotic regime (as the model approaches the Coulomb system, $\mu \rightarrow \infty$).

Fortunately, the numerical results presented here are encouraging in the sense that the method seems to work even when quite far from the Coulomb system ($\mu \approx 1$).

No single-determinant wave functions

Although single determinant wave functions are present in many density functional methods, the method discussed in this paper is not restricted to single-determinant wave functions, except when the model corresponds to a non-interacting system ($\mu = 0$). On one hand, this makes it more expensive than those frequently (but not always) present in range-separated application with DFAs. On the other hand, it gives the model more flexibility, and allows the correction to be simpler. In the limiting case of the model becoming exact ($\mu = \infty$), the correction vanishes. Of course, in this limiting case, the exact Schrödinger equation has to be solved.

The convergence to the N -particle basis set limit is faster when the singularity in the Hamiltonian is eliminated, making the calculation of the model system faster than for that with Coulomb interaction.

There was also another source of interest for this kind of treatment: the deception about the treatment of static correlation with correlation energy density functionals⁷. Static correlation is related to degeneracy, and degeneracy is due to the external potential, and thus not a universal feature.⁸ This makes it difficult to have it described by a universal functional. Hence the idea of going beyond the single Slater determinant treatment (as in the Kohn-Sham method) and combining density functionals with more elaborate wave functions. One of the ideas was to use range-separation.⁹

Limited treatment of simplified wave function methods

With the exception of basis set limitations, insufficiencies in the wave function treatment are not discussed here. Thus, no comparison is made with those coming from correcting second order perturbation theory only, e.g., Refs. 10 and 11, the random phase approximation, e.g., Ref. 12, with coupled cluster, e.g., Ref. 10, multi-configuration self-consistent field calculations, e.g., Ref. 13, multi-reference configuration interaction, e.g., Ref. 14, projected Hartree-Fock¹⁵, constrained pairing mean-field theory¹⁶, density matrix renormalization group¹⁷, fixing the nodes in diffusion Monte Carlo¹⁸, or using a specialized ansatz for describing the long range part with applications such as dispersion interaction¹⁹. Of course, any method that is pushed far enough to reproduce full configuration interaction to the desired accuracy, like selective configuration interaction, e.g., Ref. 20, is not excluded by the present treatment.

The external potential as the one-particle potential

It is elementary knowledge that a mean-field Hamiltonian (such as Hartree-Fock or Kohn-Sham) is a better starting point for perturbation theory calculations than the bare external potential. Nevertheless, for the sake of the simplicity of the argumentation, the latter is used. The effect of relaxing this restriction will be succinctly addressed.

No use of DFAs

This paper does not intend to present methods that correct the model using a DFA, but only to justify them.

A reason for avoiding here to use DFAs is the need of choosing one among an amazing range of possibilities. By what criterion should the density functional be selected for a perspective paper? Furthermore, this paper is not a review paper, but only aims to present a viewpoint, and hopefully opens ways to improve DFAs.

The theoretical foundations of correcting the model used in this paper with a density functional has been established long ago^{21,22}: it simply results from the Hohenberg-Kohn theorem. If the exact density is known, accurate corrections can be even constructed (even if it is exceedingly difficult, see, e.g., Refs. 23 and 24).

By no means should this paper reduce the importance of using range separation with DFAs, as

proven by the many successful applications,^{25–31} to cite just a few. A review paper is Ref. 32. The reasoning below relies heavily on the experience obtained within density functional theory (DFT). Also, a connection to pair density functional theories (such as Refs. 33–35) should also be evident.

The applicability of asymptotic considerations not only to ground states, but also to excited states, and properties, in general, gives a further reason not to use the Hohenberg-Kohn theorem in this paper.

Other approaches

This paper does not discuss closely related papers, such as presented in Refs. 36–38, or relating short-range DFAs with a treatment using Jastrow factors^{18,39–41}.

Furthermore, uses of range separation to deal with subsystems, see, e.g., 42 and 43, are also not treated.

This paper does not describe methods where correlation effects are included into the construction of a model Hamiltonian. Such methods exist for a long time and are successful.^{44–50} They can be seen as using pseudopotentials for the electron-electron interaction, with the intention to directly answer the physical problem while staying with single-determinant wave functions. While in the pseudopotential approach the difficulty lies in defining a good model, paying it with no, or only a simple correction. In the approach presented here, the model is to a certain degree arbitrary (and thus adaptable to requirements of the system studied), all the difficulty being that of finding the right correction.

There are not enough examples in this paper

Using the asymptotic behavior does not tell us how far we can get with them. Here, we use a single example, Harmonium with two electrons, for which we have an analytic solution for the ground state. For the models where we don't have analytical solutions, we can still reduce the problem to a problem in one dimension that can be accurately solved numerically. Approximations can be followed step by step.

Of course, this is a poor basis for generalizing the results, being far below the present standard of testing approximations on large sets of systems. Other systems treated in a similar fashion can be found, e.g., in Refs. 51–55.

This paper presents a personal viewpoint

Mostly own papers are cited (in order to complement the argumentation), and many important papers (even some that produced a breakthrough) are unfortunately not cited. The author begs to be excused for these omissions.

1.3. Structure of the paper

First, the model Hamiltonian used in this paper is described in more detail. Next, the asymptotic treatment is introduced. It is explained how it can provide corrections for the eigenvalues of the Schrödinger equation, and how properties can be corrected. Although local approximations (like those used in DFAs) are not made here, some connections to them are mentioned. For practical reasons, it is useful to treat also the case when the models are not solved exactly, due to basis set limitations. Their effect is compared to that of having a long-range interaction operator. In order to illustrate the method, some numerical results are presented for the Harmonium system with two electrons. The paper ends with some thoughts about future developments.

2. RANGE SEPARATION

2.1. Context

Ewald approach

In order to describe the electrostatic potential on a crystal lattice, Ewald⁵⁶ found it useful to partition the Coulomb interaction between two particles into two parts:

$$\frac{1}{r} = \frac{\text{erf}(\mu r)}{r} + \frac{\text{erfc}(\mu r)}{r} \quad (1)$$

where r is the distance between particles. A schematic plot is shown in Fig. 1. For given μ , the first term on the right-hand side of Eq. (1) follows the Coulomb interaction when r is large (it is long-ranged), while the second term on the right-hand side is short-ranged. μ has the dimensions of an inverse distance. When $\mu = 0$, the long-range part vanishes, while it approaches the Coulomb interaction when $\mu = \infty$. The long-range part is reaching smoothly the Coulomb interaction for $r \approx 1/\mu$, and is close to μ between the origin and this point.

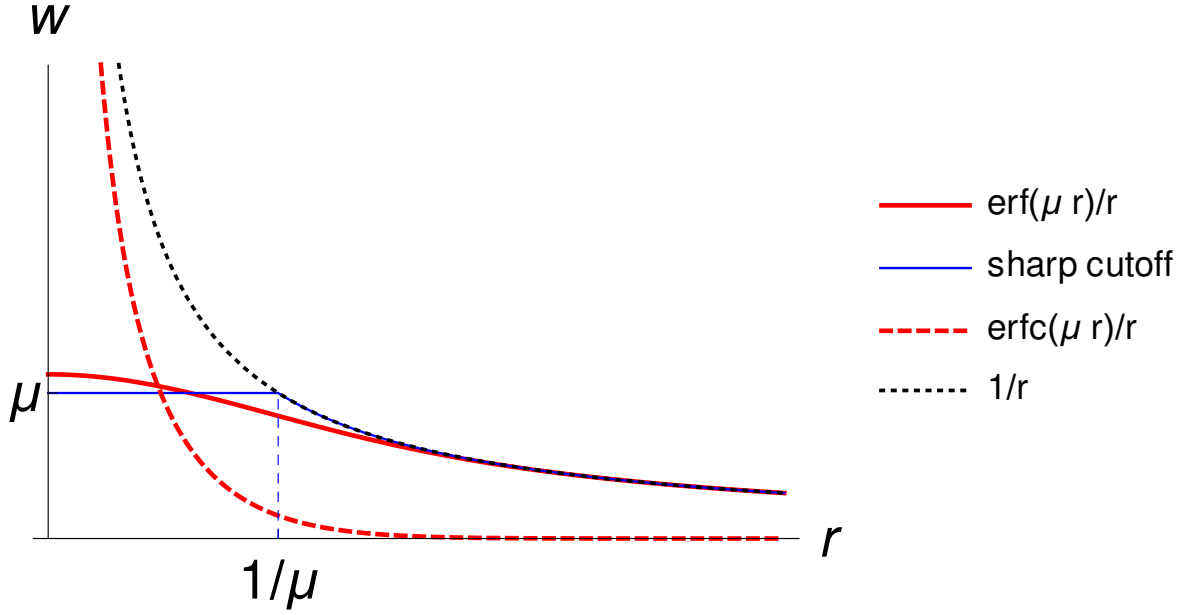


FIG. 1. Ewald decomposition, Eq. (1), of the Coulomb interaction (dotted, black) into a long range part, as used in the model (full, red), and a short range part (dashed, red); a rough approximation to the long-range part (full, thin, blue) is given by a function that is constant (μ) for distances smaller than $1/\mu$, and is identical to the Coulomb interaction for large μ .

The long-range part in position space is short-ranged in the momentum space; the Fourier transforms of the terms in Eq. (1) gives:

$$\frac{4\pi}{k^2} = \frac{4\pi}{k^2} e^{-\frac{k^2}{4\mu^2}} + \frac{4\pi}{k^2} \left(1 - e^{-\frac{k^2}{4\mu^2}} \right) \quad (2)$$

From now on, when speaking about long or short-range, we refer to the components in position space, Eq. (1).

The choice of the separation parameter μ is a matter of compromise between the treatments. It is analogous to the choice of basis sets: although it can be systematically improved, most often it is experience that decides its choice.

Range separation can be used to simplify the numerical treatment

In general, short-range is more convenient for calculations (think of order N calculations). Ewald proposed to stay in position space when the interaction is short-ranged in it, but to switch

to momentum space for the part that is of long-ranged in position space (and of short-ranged in momentum space).

Another example of using range separation to combine methods was provided by Nozières and Pines.⁵⁷ They noticed that the second-order perturbation theory diverges for the uniform electron gas when the Coulomb interaction is used, but not when a short-range interaction is used. They thus proposed to calculate the correlation energy using the second order perturbation theory only for the short-range, while using another method (that has problems at short-range, the random phase approximation) for the long-range.

There are two unpublished papers, written in 1977 by W. Kohn (at the time at the University of San Diego, USA) and W. Hanke (at the time at the Max-Planck-Institute for Solid State Physics, Stuttgart, Germany) where density functionals were used only for describing the short-range interaction between electrons.

2.2. Model

Model interaction

In the models treated in this paper, the interaction between two electrons, one in \mathbf{r}_1 , the other in \mathbf{r}_2 is given by the long-range part in Eq. (1):

$$w(r_{12}, \mu) = \frac{\text{erf}(\mu r_{12})}{r_{12}} \quad (3)$$

where $r_{12} = |\mathbf{r}_1 - \mathbf{r}_2|$. For N particles, we have the interaction operator,

$$W(\mu) = \sum_{i < j}^N w(r_{ij}, \mu) \quad (4)$$

Model Hamiltonian

The model Hamiltonian is

$$H(\mu) = T + V + W(\mu). \quad (5)$$

Here T is the kinetic energy operator, and V the one-particle potential. Please note that in density functional theory (DFT), one does not choose V as the external potential, but adds a correction to it, such that for all model system (all μ) the density is identical to the exact one. Thus, in a density functional context, V depends on μ , is the Kohn-Sham potential for $\mu = 0$, and becomes

the external potential only for $\mu = \infty$. This is useful, but there are three reasons for not doing it in this paper. First, DFT requires the knowledge of the exact density that we do not have a priori. Second, there is no clear criterion to choose a DFA from the multitude of the existing ones. Third, below derivatives with respect to μ will be used. Once $V(\mu)$ is chosen, it is possible to use them without much difficulty, but this makes the formulas less transparent. Thus, in this paper, V is the same for all models (all μ s), namely the external potential.

The Schrödinger equation for the model Hamiltonian is:

$$H(\mu)\Psi(\mu) = E(\mu)\Psi(\mu) \tag{6}$$

When no dependence on μ is explicitly given, the physical quantities are supposed:

$$\begin{aligned} H &= H(\mu = \infty) \\ E &= E(\mu = \infty) \\ \Psi &= \Psi(\mu = \infty) \end{aligned} \tag{7}$$

Motivations for the choice of the model system

Kato⁵⁸ has noticed that the singularity of the Coulomb interaction showing up when the distance between electrons vanishes, $r_{12} \rightarrow 0$, makes the wave function behave in a way independent of the external potential. This can be understood physically: when two electrons get close, the repulsion dominates, and the specific features of the external potential do not matter. This behavior is “universal”. Constructing a model system that eliminates the singularity that appears for the Coulomb interaction at the origin improves the convergence with increasing basis set size (for wave functions written as linear combinations of Slater determinants). Thus, the model interaction in Eq. (3) has the double advantage: as in DFT, it eliminates the need of describing some universal properties for each of the systems calculated, and it makes the latter calculation simpler.

Of course, the use of the error function to make the separation between the ranges, Eq. (3), is decided by convenience. One can think of other functions, like the exponential (as in the Yukawa interaction²¹, or more complex forms (see, e.g., Refs. 59 and 60, to have a non-singular interaction that reproduces on average the interaction between electrons). A reason to use the error function is the simplicity to implement it, as the Fourier transform, Eq. (2), used in the calculation of two-

electron integrals introduces only Gaussian factors, easy to deal with both in Gaussian and in plane wave codes.

3. CORRECTING THE MODEL

3.1. Asymptotic regime

Approaching the physical interaction

Our aim is to construct corrections that become exact when the model system approaches the physical one. There are several paths to approach it. For example, using our model interaction, Eq. (3), one can increase μ . Another way is to construct a Hamiltonian depending also on another parameter λ that, as in conventional perturbation theory, reaches the physical system for $\lambda = 1$,^{61–63}

$$H(\lambda, \mu) = H(\mu) + \lambda (H - H(\mu)) \quad (8)$$

For the choice of $H(\mu)$ of Eq. (5), the correcting term is $\lambda (H - H(\mu)) = \lambda \bar{W}(\mu)$ where

$$\bar{W}(\mu) = \sum_{i < j} \bar{w}(r_{ij}, \mu) \quad (9)$$

and

$$\bar{w}(r, \mu) = 1/r - w(r, \mu) = \frac{\text{erfc}(\mu r)}{r} \quad (10)$$

Note that the two-particle operator in $H(\lambda, \mu)$ can also be written as

$$w(r, \mu) + \lambda \bar{w}(r, \mu) = (1 - \lambda) w(r, \mu) + \frac{\lambda}{r} \quad (11)$$

showing that a non-zero λ introduces a weakened Coulomb singularity in the potential, even when w is non-singular. For this reason, in this paper, although we consider $\lambda \neq 0$ when constructing corrections, we always choose $\lambda = 0$ for the model system. However, the formulas are easy to generalize to $\lambda \neq 0$.

The Schrödinger equation with $H(\lambda, \mu)$ has eigenvalues $E(\lambda, \mu)$ and eigenfunctions $\Psi(\lambda, \mu)$. Note that the Coulomb system can be equally reached either by $\lambda = 1$, or by $\mu = \infty$,

$$H(\lambda = 1, \mu) = H(\lambda, \mu = \infty) = H$$

$$E(\lambda = 1, \mu) = E(\lambda, \mu = \infty) = E$$

$$\Psi(\lambda = 1, \mu) = \Psi(\lambda, \mu = \infty) = \Psi$$

and that

$$\begin{aligned} H(\lambda = 0, \mu) &= H(\mu) \\ E(\lambda = 0, \mu) &= E(\mu) \\ \Psi(\lambda = 0, \mu) &= \Psi(\mu) \end{aligned}$$

We use also the notation

$$\begin{aligned} \bar{E}(\lambda, \mu) &= E - E(\lambda, \mu) \\ \bar{E}(\mu) &= E - E(\mu) \end{aligned} \tag{12}$$

for the corrections to the models.

The asymptotic behavior of $\Psi(\mu)$

When W is close to the Coulomb interaction ($\mu \rightarrow \infty$), and the distance between electrons 1 and 2, r_{12} , is small, the interaction of the electrons with the external potential loses its importance in the Schrödinger equation. By changing variables to have an explicit dependence on r_{12} , we have to consider the following differential equation:

$$\left(-\partial_{r_{12}}^2 + \frac{2}{r_{12}} \partial_{r_{12}} + w(r_{12}, \mu) + \lambda \bar{w}(r_{12}, \mu) \right) \Psi(r_{12}, \dots, \mu) = 0 \tag{13}$$

that is valid for $r_{12} \rightarrow 0$ and $\mu \rightarrow \infty$. After changing variables $r_{12} \rightarrow \mu r_{12}$, and staying to first order in $1/\mu$, one obtains as solution of the differential equation

$$\Psi(\dots, r_{12}, \dots; \lambda, \mu) \rightarrow c \phi(r_{12}, \lambda, \mu) \quad \text{for } \mu \rightarrow \infty, r_{12} \rightarrow 0 \tag{14}$$

where

$$\phi(r_{12}, \lambda, \mu) = 1 + \frac{\lambda}{2} r_{12} + (1 - \lambda) \left(\frac{1}{2\sqrt{\pi}\mu} e^{-\mu^2 r_{12}^2} + \frac{1}{2} r_{12} \operatorname{erf}(\mu r_{12}) + \frac{1}{4\mu^2} \frac{1}{r_{12}} \operatorname{erf}(\mu r_{12}) \right), \tag{15}$$

for $r_{12} \rightarrow 0, \mu \rightarrow \infty$

c does neither depend on r_{12} (short range expansion), nor on the model parameters (λ, μ) (the model system is close to the Coulomb system), but on all the other coordinates, and the Coulomb system under consideration (that we have ‘‘perturbed’’). The details of the calculation are too lengthy to be presented here, but the technique used is identical to that of Ref. 64.

By expanding ϕ around $r_{12} = 0$, we see how the cusp is approached:

$$\phi(r_{12}, \lambda, \mu) = 1 + \frac{1 - \lambda}{\sqrt{\pi} \mu} + \frac{\lambda}{2} r_{12} + \mathcal{O}(r_{12}^2), \text{ for } \mu \rightarrow \infty \quad (16)$$

We note that the Kato behavior, $1 + r_{12}/2$ is recovered for $\lambda = 1$, and that the cusp disappears at $\lambda = 0$, i.e., for the model Hamiltonian $H(\mu)$, Eq. (5). The schematic behavior of ϕ as a function of r_{12} is shown in Fig. 2.

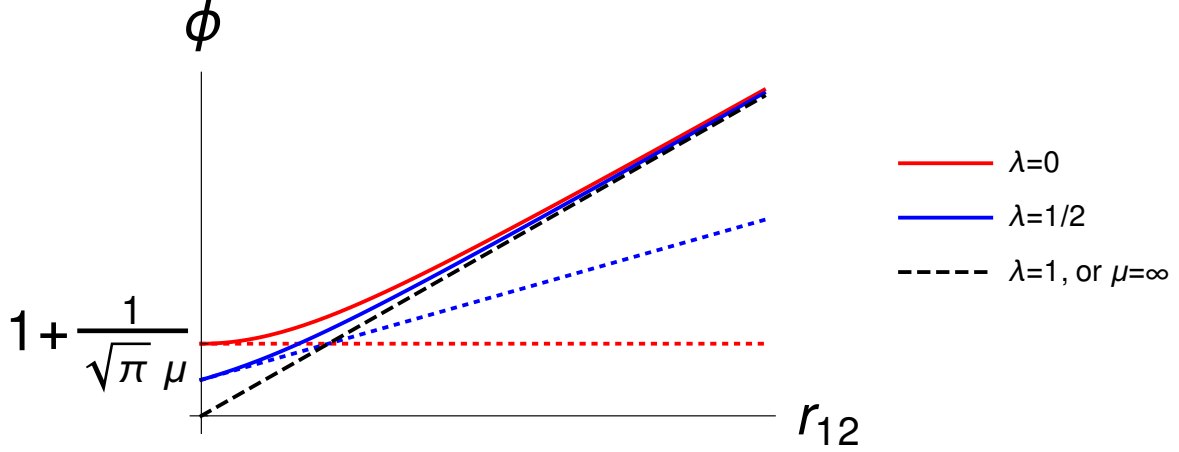


FIG. 2. Schematic behavior of the wave function dependence on the inter-particle distance r_{12} , for small r_{12} and large μ , Eq. (15): $\lambda = 0$, full red curve; $\lambda = 1/2$, full blue curve; the tangents at $r_{12} = 0$ are shown as dotted lines; $\lambda = 1$, i.e., Coulomb interaction, dashed black line.

Eq. (15) is valid for singlet electron pairs. For triplet pairs an analogous treatment is possible, cf. Ref. 64. Triplet pairs contribute to higher order in μ than considered in the theoretical part of this paper. Furthermore, as the only numerical example is a system of two electrons in a singlet state, triplet pairs are not discussed.

Determining the system-specific prefactor

Additional information is needed about the constant c that shows up in Eq. (14). As ϕ is valid only for the small r_{12} , and behaves like $1 + r_{12}/2$ for large r_{12} , normalization cannot help.⁶⁵ We will not need c as such because expectation values over short range operators will be used below. However, we will need a constant a that is equal to c^2 , integrated over all variables except r_{12} , multiplied by $N(N - 1)/2$, the number of electron pairs (as they are indistinguishable). Let us thus

write one of the operators as

$$\mathfrak{W}(\lambda, \mu) = \sum_{i < j} \mathfrak{w}(|\mathbf{r}_i - \mathbf{r}_j|, \lambda, \mu) \quad (17)$$

They should be non-negligible only in the region where the approximation (14) is valid. We use Eq. (14), and write

$$\langle \Psi(\lambda, \mu) | \mathfrak{W}(\lambda, \mu) | \Psi(\lambda, \mu) \rangle \approx a \overline{\mathfrak{w}}(\lambda, \mu, \mathfrak{w}) \quad (18)$$

where

$$\overline{\mathfrak{w}}(\lambda, \mu, \mathfrak{w}) = \int_0^\infty dr_{12} 4\pi r_{12}^2 \phi(r_{12}, \lambda, \mu)^2 \mathfrak{w}(r_{12}, \lambda, \mu) \quad (19)$$

For example, for large enough μ , one can choose $\overline{\mathfrak{w}}$ for $\mathfrak{w}(r, \lambda, \mu) = \bar{w}(r, \mu)$, Eq. (10), independent of λ , or $\mathfrak{w}(r, \lambda, \mu) = (1 - \lambda) \partial_\mu w(r, \mu)$,

$$\partial_\mu w(r, \mu) = \frac{2}{\sqrt{\pi}} e^{-\mu^2 r^2} \quad (20)$$

For these operators, $\overline{\mathfrak{w}}$, the integral in Eq. (19) can be obtained analytically to order μ^{-3} ,

$$\begin{aligned} \overline{\mathfrak{w}}(\lambda, \mu, \bar{w}) &= \pi \left(\frac{1}{\mu^2} + \frac{\frac{4}{3\sqrt{\pi}} \left(1 + 2 \left(\sqrt{2} - 1 \right) (1 - \lambda) \right)}{\mu^3} \right) \\ &+ \left[\frac{1.53249 - 1.27957\lambda + 0.336137\lambda^2}{\mu^4} \right] + \dots \end{aligned} \quad (21)$$

$$\begin{aligned} \overline{\mathfrak{w}}(\lambda, \mu, \partial_\mu w) &= 2\pi(1 - \lambda) \left(\frac{1}{\mu^3} + \frac{\frac{2}{\sqrt{\pi}} \left(1 + \left(\sqrt{2} - 1 \right) (1 - \lambda) \right)}{\mu^4} \right) \\ &+ \left[\frac{(1 - \lambda)(4.16887 - 2.19615\lambda + 0.383474\lambda^2)}{\mu^5} \right] + \dots \end{aligned} \quad (22)$$

In the equations above, the terms in square brackets are uncertain, as there may be contributions to order μ^{-4} coming for higher order corrections to the differential equation used to obtain ϕ .

The operators $\bar{w}(r, \mu)$ and $(1 - \lambda) \partial_\mu w(r, \mu)$ were chosen because

$$\begin{aligned} \partial_\lambda E(\lambda, \mu) &= \langle \Psi(\lambda, \mu) | \partial_\lambda H(\lambda, \mu) | \Psi(\lambda, \mu) \rangle \\ &= \langle \Psi(\lambda, \mu) | \bar{W}(\mu) | \Psi(\lambda, \mu) \rangle \end{aligned} \quad (23)$$

$$\begin{aligned} \partial_\mu E(\lambda, \mu) &= \langle \Psi(\lambda, \mu) | \partial_\mu H(\lambda, \mu) | \Psi(\lambda, \mu) \rangle \\ &= \langle \Psi(\lambda, \mu) | (1 - \lambda) \partial_\mu W(\mu) | \Psi(\lambda, \mu) \rangle \end{aligned} \quad (24)$$

To obtain a we use Eq. (18), and equate the expectation values of \mathfrak{W} in the model system (or, equivalently the energy derivatives above) with the asymptotic estimates using ϖ , Eq. (21), or (22),

$$\partial_\lambda E(\lambda, \mu) \approx a \varpi(\lambda, \mu, \bar{w}) \quad (25)$$

$$\partial_\mu E(\lambda, \mu) \approx (1 - \lambda)a \varpi(\lambda, \mu, \partial_\mu w) \quad (26)$$

Obtaining a requires a supplementary computational effort beyond the model calculation: the expectation values in Eq. (23) or (24) are needed. Using derivatives is still relatively cheap, as the model wave function can be used. The additional information provided by them is known to work for correcting models (see, e.g., Ref. 66).

3.2. Constructing corrections

Adiabatic connection and first-order correction

Equalities like

$$E = E(\lambda_0, \mu_0) + \int_{\lambda_0}^1 d\lambda \partial_\lambda E(\lambda, \mu_0) \quad (27)$$

$$= E(\lambda_0, \mu_0) + \int_{\mu_0}^\infty d\mu \partial_\mu E(\lambda_0, \mu) \quad (28)$$

are known under the name of adiabatic connections. It seems that they were first used in quantum mechanics in the differential form by Güttinger, a student of Pauli.^{67,68}

Of course, even if we have solved the Schrödinger equation at (λ_0, μ_0) , we do not have information about $E(\lambda > \lambda_0, \mu > \mu_0)$ needed in the equations above: the formulas seem useless. However, for $\mu \rightarrow \infty$, the integrands appearing on the right-hand side of Eqs. (27) and (28) can be expressed using Eqs. (25) and (26).

$$E \approx E(\lambda = 0, \mu_0) + a \int_0^1 d\lambda \varpi(\lambda, \mu_0, \bar{w}) \quad (29)$$

$$\approx E(\lambda = 0, \mu_0) + a \int_{\mu_0}^\infty d\mu \varpi(\lambda = 0, \mu, \partial_\mu w) \quad (30)$$

The integrals over ϖ given in Eq. (29) or (30) can be obtained analytically to order μ^{-3} . The path of integration should not matter, the two integrals in Eqs. (29) and (30) are indeed identical

to the order considered,

$$\begin{aligned} \int_0^1 d\lambda \varpi(\lambda, \mu_0, \bar{w}(\mu_0)) &= \int_{\mu_0}^{\infty} d\mu \varpi(\lambda = 0, \mu, \partial_{\mu} w) \\ &= \pi (\mu_0^{-2} + \kappa \mu_0^{-3}) + \dots \end{aligned} \quad (31)$$

where $\kappa = 4\sqrt{2}/(3\sqrt{\pi})$. Let us mention that the existence of the term in μ^{-2} can be derived from simple scaling considerations, while that in μ^{-3} shows up when studying how the cusp condition for the wave function is approached when $\mu \rightarrow \infty$.⁶⁴

For a , we use Eqs. (25) or (26) for a given value of λ and μ , e.g., $\lambda = 0$ and $\mu = \mu_0$, as it asymptotically does not depend on λ or μ . If we use Eq. (25), we get (at $\lambda = 0$),

$$E \approx E(\mu) + \frac{\mu + \kappa}{\mu + \kappa(2 - 1/\sqrt{2})} \partial_{\lambda} E(\lambda, \mu)|_{\lambda=0} \quad (32)$$

while with Eq. (26) we obtain

$$E \approx E(\mu) + \frac{\mu + \kappa}{2\mu + 3\kappa} \mu E'(\mu) \quad (33)$$

When a function depends on a single variable we use primes to denote the derivatives.

We can study what happens when we ignore the term that takes into account how the cusp in the wave function is approached with increasing μ , i.e., set κ to 0 in the formulas above. Eqs. (23) and (32) give the conventional first-order perturbation expression,

$$E \approx E(\mu) + \partial_{\lambda} E(\lambda, \mu)|_{\lambda=0} = \langle \Psi(\mu) | H | \Psi(\mu) \rangle \quad (34)$$

Eq. (33) gives

$$E \approx E(\mu) + \frac{1}{2} \mu E'(\mu) \quad (35)$$

We see that in the limit $\mu = 0$, there is no correction with approximation (35), or (33), so that approximation (34), or (32), is expected to give better results.

To underline the difference between the conventional first-order perturbation theory, Eq. (34), and that of Eq. (32), let us add and subtract $\partial_{\lambda} E(\lambda, \mu)|_{\lambda=0}$ on the right-hand side of the latter, and use Eq. (34). We get a term not present in standard first-order perturbation theory (34),

$$E \approx \langle \Psi(\mu) | H | \Psi(\mu) \rangle - \frac{(1 - 1/\sqrt{2})\kappa}{\mu + (2 - 1/\sqrt{2})\kappa} \partial_{\lambda} E(\lambda, \mu)|_{\lambda=0} \quad (36)$$

Note that the same additional information is needed to correct $E(\mu)$ both here, and in conventional perturbation theory, namely $\partial_{\lambda} E(\lambda, \mu)|_{\lambda=0} = \langle \Psi(\mu) | \bar{W}(\mu) | \Psi(\mu) \rangle$.

The next step

Let us summarize how we have obtained the approximations in Eqs. (32) and (33). We approximated E by

$$E \approx E(\lambda, \mu) + a_1 \chi_1(\lambda, \mu) \quad (37)$$

where $\chi_1(\lambda, \mu)$ was chosen using the asymptotic behavior, cf. Eq. (31). For Eqs. (34) and (35), we used instead μ^{-2} . The constant $a_1 = a\pi$ was chosen by reproducing the derivative of the energy with respect to either λ (at $\lambda = 0$), or with respect to μ , cf. Eqs. (25),(26). We take the derivative of Eq. (37) with respect to μ , at some μ_0 . In order to simplify notation, we drop here the subscript 0. For it, we recall that the energy of the Coulomb system does not depend on μ , and get

$$0 \approx E'(\mu) + a_1 \chi_1'(\mu) \quad (38)$$

This gives $a_1 \approx -E'(\mu)/\chi_1'(\mu)$ that is substituted back in Eq. (37). If we choose $\chi_1(\mu) = \mu^{-2}$, we obtain Eq. (35), while with $\chi_1(\mu) = \mu^{-2} + \kappa\mu^{-3}$, cf. Eq. (31), we obtain Eq. (33).

Let us generalize it, by writing an asymptotic series (see, e.g., Eq. 1.5.2 in Ref. 69) for \bar{E} , Eq. (12),

$$\bar{E}(\lambda, \mu) \approx S(\lambda, \mu, K) = \sum_{k=1}^K a_k \chi_k(\lambda, \mu) \quad (39)$$

We have χ_k that vanish as $\mu \rightarrow \infty$, as $\bar{E}(\mu)$ vanishes in this limit. Furthermore, we choose the χ_k such that

$$\chi_{k+1}(\lambda, \mu)/\chi_k(\lambda, \mu) \rightarrow 0 \text{ for } \mu \rightarrow \infty \quad (40)$$

and assume that A_K , a positive constant, can be found, such that the truncation error,

$$|\bar{E}(\lambda, \mu) - S(\lambda, \mu, K)| \leq A_K |\chi_{K+1}(\lambda, \mu)| \text{ for } \mu \geq \mu_K \quad (41)$$

By Eq. (39), for sufficiently large μ , the truncation error is smaller for $S(\lambda, \mu, K+1)$ than for $S(\lambda, \mu, K)$. Note, however, that for a given, small enough μ , the error can increase when going from K to $K+1$. To give a simple example, approximating $(1+x)^{-1}$ by $(x^{-1} - x^{-2})$ has a smaller absolute error than x^{-1} for $x > 1$, but the opposite applies for $x < 1$.

If we had $\bar{E}(\lambda, \mu)$, we could determine

$$a_k = \lim_{\mu \rightarrow \infty} (\bar{E}(\lambda, \mu) - S(\lambda, \mu, k-1)) / \chi_k(\lambda, \mu) \quad (42)$$

by applying Eq. (40). As we don't know $\bar{E}(\lambda, \mu)$, we follow in this paper the generalization of the Taylor series⁷⁰, i.e., we define the a_k by neglecting the terms beyond K , and fix the a_k such that the first K derivatives of $\bar{E}(\lambda, \mu)$ are equal to those of $S(\lambda, \mu, K)$.

A few remarks about this approach.

- i The derivatives of $\bar{E}(\lambda, \mu)$ are accessible, as they are minus those of $E(\lambda, \mu)$, as can be seen by taking the derivatives with respect to λ or μ in Eq (12). By changing the model, we have to change the correction in such a way that the physical energy, E , is unchanged.
- ii There is a similitude with conventional perturbation theory where the basis functions are λ^k , and the coefficients are, up to a factor $1/k!$, the derivatives with respect to λ in $\lambda = 0$.
- iii There is a further analogy with conventional perturbation theory: information around the expansion point (here λ, μ , there $\lambda = 0$) is used to get information for a system at another point (here $\mu = \infty$, there $\lambda = 1$).
- iv We see that this approach is nothing but an extrapolation procedure, that can be extended, by using information in a number of points (the value of the function, here $E(\lambda, \mu)$, and possibly its derivatives).⁵¹ As first derivatives are relatively easy to obtain, one can also use the energies for different models, and their first derivatives, and reduce by a factor two the number of models used.

When derivatives don't exist, we can still use this procedure. For example, when we approach the Coulomb interaction by a model that does not continuously change with μ (in contrast to that used here, Eq. (3)). Such a model appears, for example, when we expand $1/r_{12}$ in a finite basis.

The generalized Taylor expansion is a particular case: the function and the derivatives are taken in a single point.

The numerical integration of the adiabatic connection formula, Eq. (27), or Eq. (28) is another particular case that uses the first derivative of the $E(\lambda, \mu)$ in a set of points along the integration path.

Higher order estimates

In order to improve on the approximations already given, consider the case $K = 2$. Let it first be: $\chi_1(\mu) = \mu^{-2}$, $\chi_2(\mu) = \mu^{-3}$. It satisfies condition (40). Let us ignore for the moment the knowledge of the cusp-related relationship between a_2 and a_1 , $a_2/a_1 = \kappa$, cf. Eq. (31). We obtain an approximation for E from Eq. (39), also taking the derivatives with respect to μ , $E(\mu)$, $E'(\mu)$, $E''(\mu)$, a system of three equations with three unknowns: E , a_1 , a_2 . After solving it, we get:

$$E \approx E(\mu) + \mu E'(\mu) + \frac{1}{6} \mu^2 E''(\mu) \quad (43)$$

However, as we know the relationship, we can make progress by choosing $\chi_1(\mu) = \mu^{-2} + \kappa\mu^{-3}$, and $\chi_2(\mu) = \mu^{-4}$. By requesting the first two derivatives with respect to μ to satisfy the approximation (39), we obtain,

$$E \approx E(\mu) + \frac{7\mu + 4\kappa}{8\mu + 6\kappa} \mu E'(\mu) + \frac{2\mu + \kappa}{16\mu + 12\kappa} \mu^2 E''(\mu) \quad (44)$$

Similar considerations can be applied to the expectation value of the Hamiltonian. The term added to the expectation value of H in Eq. (36), originates from a times

$$- \varpi(\lambda = 0, \mu, \bar{w}(r_{12}, \mu)) + \int_0^1 d\lambda \varpi(\lambda, \mu, \bar{w}(r_{12}, \mu)) \propto \mu^{-3} \quad (45)$$

that can be considered as a basis function. Its prefactor α can be determined by taking the derivative of

$$E = \langle \Psi(\mu) | H | \Psi(\mu) \rangle + \alpha \mu^{-3} + \dots \quad (46)$$

with respect to μ , yielding

$$E \approx \langle \Psi(\mu) | H | \Psi(\mu) \rangle + \frac{1}{3} \mu \frac{d}{d\mu} \langle \Psi(\mu) | H | \Psi(\mu) \rangle \quad (47)$$

that also contains a second-order correction, as we need the change in the wave function with μ .

As adding basis functions to the expansion, Eq. (39), are expected to improve asymptotically the approximation, we can use the absolute value of the difference between the estimate of the E in two successive approximations, like Eq. (44) and Eq. (33) as an error indicator for large μ .

Equations like Eq. (32), or (33), appear from the asymptotic conditions. For sufficiently large μ , fits like Eq. (47), or (43) should yield the same result. If this is not the case, we have an indicator that the asymptotic regime was left. For example, as we know the relationship between the coefficients of μ^{-2} and that of μ^{-3} , cf. Eq. (31), $a_3 = \kappa a_2$, we see that the added term when passing from $K = 1$ to $K = 2$ is smaller than the first correction, as long as $\mu > \kappa \approx 1.06$. It gives us a first estimate of the range of validity of the asymptotic approximation.

Asymptotic lower bounds

An asymptotic lower bound can be constructed using the asymptotic behavior of the wave function. We start with a trivial lower bound

$$\begin{aligned}
E &= \frac{\langle \Psi | H | \Psi(\lambda, \mu) \rangle}{\langle \Psi | \Psi(\lambda, \mu) \rangle} \\
&= E(\mu) + \frac{\langle \Psi | \bar{W}(\lambda, \mu) | \Psi(\lambda, \mu) \rangle}{\langle \Psi | \Psi(\lambda, \mu) \rangle} \\
&\geq E(\mu) + \langle \Psi | \bar{W}(\lambda, \mu) | \Psi(\lambda, \mu) \rangle
\end{aligned} \tag{48}$$

To obtain the equalities, we used that, for all λ and μ , also for the Coulomb system, $\Psi(\lambda, \mu)$ is an eigenfunction of $H(\lambda, \mu)$, and that $H = H(\lambda, \mu) + \bar{W}(\lambda, \mu)$. For the inequality, we assumed that $\Psi(\lambda, \mu)$ is normalized to one, for all λ and μ , and that the same sign has been chosen for $\Psi(\lambda, \mu)$ and Ψ . (We could choose absolute values to avoid this choice.) Asymptotically, we use $c\phi$, Eq. (14), to compute

$$\langle \Psi | \bar{W}(\mu) | \Psi(\mu) \rangle \rightarrow a \int_0^\infty du 4\pi u^2 \phi(u, \lambda = 1, \mu = \infty) \bar{w}(u, \mu) \phi(u, \lambda, \mu) + \dots \tag{49}$$

The integral appearing on the right-hand can be evaluated analytically to order μ^{-3} , to yield as expression for the lower bound to the exact energy,

$$E_{\leq} \approx E(\lambda, \mu) + a\pi \left(\mu^{-2} + \mu^{-3} \frac{4}{3\sqrt{\pi}} \left(1 + (\sqrt{2} - 1)(1 - \lambda) \right) \right) \tag{50}$$

In particular, for $\lambda = 0$, we obtain Eq. (31), that was used to obtain the approximations in Eq. (32) and (33). These first-order expressions are asymptotically lower bounds, while the common first-order expression $\langle \Psi(\mu) | H | \Psi(\mu) \rangle$ is an upper bound to E . This gives us further error estimates that become asymptotically error bounds.

3.3. Varia

Excited states and properties

It is worth underscoring that the considerations above are also valid for excited states, as never was it assumed that $E(\mu)$ is the ground state energy.

Furthermore, properties can be treated the same way. This can be done by modifying the Hamiltonian: $H \rightarrow H + \alpha A$, where A is the operator of interest, and approaching (within the model) $\partial_\alpha E(\alpha)$ at $\alpha = 0$.

One can also compute $A(\mu) = \langle \Psi(\mu) | A | \Psi(\mu) \rangle$. Remarking that the perturbation starts with μ^{-2} , one concludes that $A(\mu \rightarrow \infty)$ is approached by $A(\mu)$ at most by terms in μ^{-2} . We can thus obtain a formula similar to that leading to Eq. (35):

$$A(\mu = \infty) \approx A(\mu) + \frac{1}{2} \mu A'(\mu) \quad (51)$$

Choosing the model and size-consistency

All the considerations above are based upon the asymptotic regime. One can perform tests, check for the stability of the results. However, one does not know a priori when this is reached. If μ is chosen too small, the asymptotic approximation can fail. If μ is chosen too large, the cost of the calculation can become unjustified. One may compare this situation with that of choosing the right basis set: one wants it small, but not too small.

Checking for stability, or for reaching the asymptotic regime requires a new calculation. One would like to choose the parameter on the safe side without doing one.

One can impose some supplementary condition, and this can be very useful see, e.g., Refs. 30 and 71.

The value of μ achieving the best compromise between cost and accuracy certainly depends on the system. One can understand it by looking at the expression of the interaction, Eq. (3) where μ appears only multiplying r_{12} . The range separation parameter μ can be seen as a scaling parameter. Let us consider that in a diffuse systems we are satisfied $\mu_{diffuse}$, in a compact system, we expect it that $\mu_{compact} > \mu_{diffuse}$ has a similar effect, as μ has the dimensions of an inverse distance. The different parts of the system may be different atoms, but also regions within an atom. For example, the density is significantly larger in the core than in the valence region. (In practice, this may not be very severe: the regions of high density are the core regions of the atoms, and for most applications these are not important, as being replaced by pseudopotentials, or giving contributions that are small in differences.)

Even if a prescription is found for choosing μ in a given system, there is a remaining problem. If we decided for an optimal value for system \mathcal{A} , $\mu_{opt}(\mathcal{A})$, and another one for system \mathcal{B} , $\mu_{opt}(\mathcal{B})$, this would not be a prescription for the system made of the two at infinite separation

$\mathcal{A}.. \mathcal{B}$. So, although all the approximations presented above guarantees size-consistency, because $E(\mu), E'(\mu), \dots$ are assumed to be accurate and thus size-consistent, the optimal value for μ is not prescribed. Let us assume $\mu_{opt}(\mathcal{A}) > \mu_{opt}(\mathcal{B})$: if we choose $\mu_{opt}(\mathcal{A})$ the effort is too important for the sub-system \mathcal{B} , if we choose $\mu_{opt}(\mathcal{B})$ the accuracy is not sufficient for the sub-system \mathcal{A} .

A way to get around this problem is used in DFAs: one makes a local ansatz, as it allows to decompose expression into contributions from the spatial regions of the subsystems, $\Omega_{\mathcal{A}}$ and $\Omega_{\mathcal{B}}$:

$$\int_{\mathbb{R}^3} d\mathbf{r} f(\mathbf{r}) = \int_{\Omega_{\mathcal{A}}} d\mathbf{r} f(\mathbf{r}) + \int_{\Omega_{\mathcal{B}}} d\mathbf{r} f(\mathbf{r}) \quad (52)$$

In this paper, for the sake of simplicity, no local ansatz is made. A dependence on the position \mathbf{r}_1 can be introduced into Eq. (14) by not integrating over \mathbf{r}_1 , $c \rightarrow c(\mathbf{r}_1)$.

One can choose to define local range separation parameter, based using the density in $\mathbf{r}_1 = \mathbf{r}_2$, e.g., Ref. 72 complemented by its gradient in this point, e.g., Refs. 49 and 73, or the local kinetic energy, e.g., Fig. 3.6, p.134, in Ref. 74. This improves the results (see, e.g., Ref. 75). However, the two-electron integrals are more complicated if the interaction is made not only to depend on the distance between electrons, but on their positions. There are techniques to deal with this problem in an efficient way (see, e.g., Ref. 76). However, this requires extra programming and testing.

Size-consistency issues are complicated in approximations because even in forms like that in Eq. (52) we have to deal with ensembles in the case of degeneracies. This is true for densities^{8,77,78}, and for the methods where only the short-range part of the pair density is needed (cf. Eq. (19) in Ref. 8). However, in general, dealing with pair densities is more complicated. To give a simple example, consider the pair density,

$$P_2(\mathbf{r}, \mathbf{r}') = \langle \Psi | \sum_{i \neq j}^N \delta(\mathbf{r}_i - \mathbf{r}) \delta(\mathbf{r}_j - \mathbf{r}') | \Psi \rangle \quad (53)$$

Its normalization (obtained integrating it over \mathbf{r} and \mathbf{r}') is $N(N-1)$, because

$$\int_{\mathbb{R}^3} d\mathbf{r} \int_{\mathbb{R}^3} d\mathbf{r}' \delta(\mathbf{r}_i - \mathbf{r}) \delta(\mathbf{r}_j - \mathbf{r}') = 1 \quad (54)$$

and is thus not extensive, Nevertheless, this is not the case when one computes the expectation value of the short-range operators, for example, the system average of P_2 ,

$$\begin{aligned} P_{2,aver} &= \langle \Psi | \sum_{i \neq j}^N \delta(\mathbf{r}_i - \mathbf{r}_j) | \Psi \rangle \\ &= \int_{\mathbb{R}^3} d\mathbf{r} \int_{\mathbb{R}^3} d\mathbf{r}' P_2(\mathbf{r}, \mathbf{r}') \delta(\mathbf{r} - \mathbf{r}') \\ &= \int_{\mathbb{R}^3} d\mathbf{r} P_2(\mathbf{r}, \mathbf{r}) \end{aligned} \quad (55)$$

It can be decomposed into contributions from the spatial regions of the subsystems, $\Omega_{\mathcal{A}}$ and $\Omega_{\mathcal{B}}$, as in Eq. (52), with $f(\mathbf{r}) = P_2(\mathbf{r}, \mathbf{r})$.

For a detailed discussion, closely related to this issues, see Ref. 79.

Connections to DFAs

The basic philosophy of constructing DFAs is related to that presented here (see, e.g., Refs. 80–84). One starts with the adiabatic connection, Eq. (27) or (28).^{85–88,89} In the next step, a model is chosen for $a\phi^2(r_{12}, \lambda, \mu)$, as in Eqs. (25) or (26) (however chosen to depend on the position \mathbf{r}_1). This produces local (or semi-local) approximations, i.e., depending on \mathbf{r}_1 . For example, in the local density approximation, one implicitly transfers $a\phi^2$ from the uniform electron gas with a density equal to that of the system of interest in point \mathbf{r}_1 .

To generate the models, one can use exact properties of density functionals, see, e.g., Ref. 90. One also makes an ansatz, with parameters that are obtained from calculations or from experimental data. This parametrization can bring in new properties, desirable or not. On one hand, such a procedure might introduce favorable features beyond those covered by the universal short-range ϕ , Eq. (14). On the other hand, it may transfer unwanted properties, e. g., that the long-range behavior is different in the system from which the transfers made, e.g., in the uniform electron gas and in the system where it is used, e.g., a molecular system. (For an analytic treatment, see, e.g., Refs. 91–93.) For example, the exchange energy starts both for an atom and the uniform electron gas with a term linear in μ . However, the next term is cubic for the former, and quadratic for the latter.

In order to connect with DFAs, a simplified method is mentioned here. In it, only a is assumed to depend on \mathbf{r}_1 , and the universal short-range behavior of ϕ is used. One can relate a to the exact system-averaged on-top pair density of the system, $P_{2,aver}$, Eq. (55).⁶⁴ In analogy to the local density approximation, the on-top pair density is not calculated, but approximated by that of the uniform electron gas having the same density as that of the system of interest in \mathbf{r}_1 , $\rho(\mathbf{r}_1)$. The integration over \mathbf{r}_1 is performed next to yield an approximation for the “system averaged on-top pair density” that is used to evaluate a ,

$$a \approx \int_{\mathbb{R}^3} d\mathbf{r}_1 a_{UEG}(\rho(\mathbf{r}_1)) \quad (56)$$

Numerical calculations for $P_2(\mathbf{r}, \mathbf{r})$ in uniform electron gas exist, even for models such that the one used here (cf. Ref. 64).

Correcting approximations obtained by transfer

When approximations are constructed by transfer from some accurately treated training system, e.g., the uniform electron gas, also asymptotic properties are inherited. Consider that we have some approximation in this category, that allows a cheap estimate of the correction, $\bar{\mathcal{E}}(\mu) \approx \bar{E}(\mu)$. If we apply the asymptotic considerations to it, we obtain estimates for the corrections, as above. For example, the difference between an equation similar to Eq. (35), and Eq. (35), we obtain

$$\bar{E}(\mu) \approx \bar{\mathcal{E}}(\mu) + \frac{1}{2}\mu (E'(\mu) - \mathcal{E}'(\mu)) \quad (57)$$

This line is not pursued in this paper. Results obtained with this kind of approximation can be found in⁹⁴.

Changing the one-particle potential

As already mentioned, using the bare external potential for V is not expected to work well. As an alternative, one can explore the external potential of DFT, that ensures that the density obtained for the model is equal to the exact one. Such calculations^{23,95} are rigorous, can provide guidelines, but are too expensive in practice. A simplified form of is used in the numerical part of this paper, in order to explore the effect of changing the external potential.

Models for associating basis set cutoff to long-range operators

Many programs do not to take full advantage of model interactions like the one used in this paper. However, programs use basis sets, and there is an analogy between using these and the range separation^{20,96}. To characterize these, one needs to replace μ by parameters characterizing the range of functions, and the discretization within this range. What makes a rigorous proof more difficult is that basis sets (e.g., Gaussian ones) are optimized to be small, and are thus more difficult to characterize. Even if a range is defined for a basis (such as by a minimal and maximal exponent, a cutoff in a plane wave basis), the discretization in this range has to be controlled. Instead, we will discuss now ways to roughly characterize a basis set using range separation. Better (and cheaper) ways are certainly possible.

Let us first discuss an ideal construction. and compare the expectation value of H in the full basis set, $\langle \Psi(\mu) | H | \Psi(\mu) \rangle$ with that obtained with a wave function Ψ_B optimized in a reduced

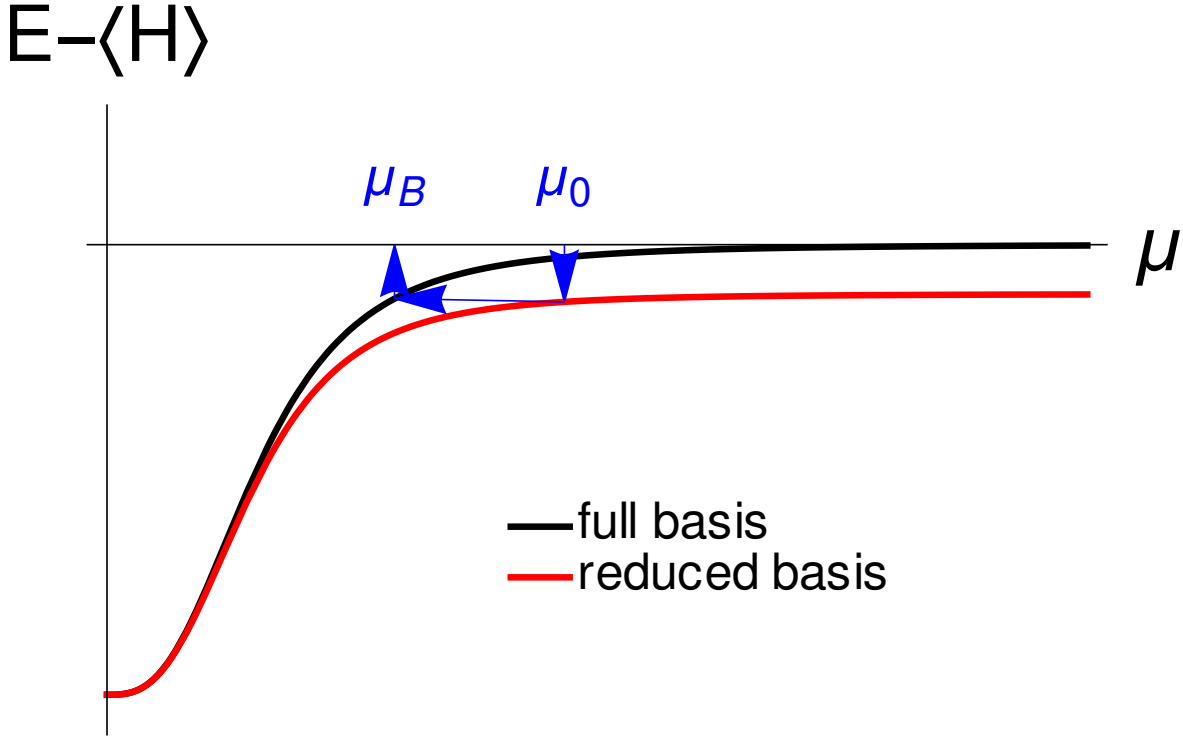


FIG. 3. Finding the value of the range separation parameter μ that corrects for basis set limitations. The correction to the expectation value of the model Hamiltonian $H(\mu_0)$ in a reduced basis set is more important than that in the full basis. It corresponds to the correction to the expectation value of the model Hamiltonian $H(\mu_B)$ in the full basis set calculation for a different model defined by $\mu_B < \mu_0$.

basis set B , $\langle \Psi_B(\mu) | H | \Psi_B(\mu) \rangle$. For the non-interacting system, usually even “small” basis sets are good enough. This remains true, as long as the interaction is weak. However, we are interested in applying asymptotic corrections, and we have to continue to stronger interactions. As this happens, $\langle \Psi_B(\mu) | H | \Psi_B(\mu) \rangle$ is expected to be above $\langle \Psi(\mu) | H | \Psi(\mu) \rangle$. Thus, the correction needed to obtain E , $E - \langle \Psi_B(\mu) | H | \Psi_B(\mu) \rangle$, is more important than that needed to correct $\langle \Psi(\mu) | H | \Psi(\mu) \rangle$, cf. Fig. 3. We note that for a given model, defined by μ_0 we can find a μ_B , such that the corrections are the same,

$$E - \langle \Psi_B(\mu_0) | H | \Psi_B(\mu_0) \rangle = E - \langle \Psi(\mu_B) | H | \Psi(\mu_B) \rangle \quad (58)$$

If the calculation in the reduced basis set was performed at μ_0 , the correction should be that obtained for $\mu_B \leq \mu_0$ in the full basis set. In short: in order to correct $\langle \Psi_B(\mu_0) | H | \Psi_B(\mu_0) \rangle$, the correction at μ_B should be used, not that at μ_0 .

The dependence of μ_B on μ_0 is schematically shown in Fig. 4. Note that as $\mu_0 \rightarrow \infty$, μ_B

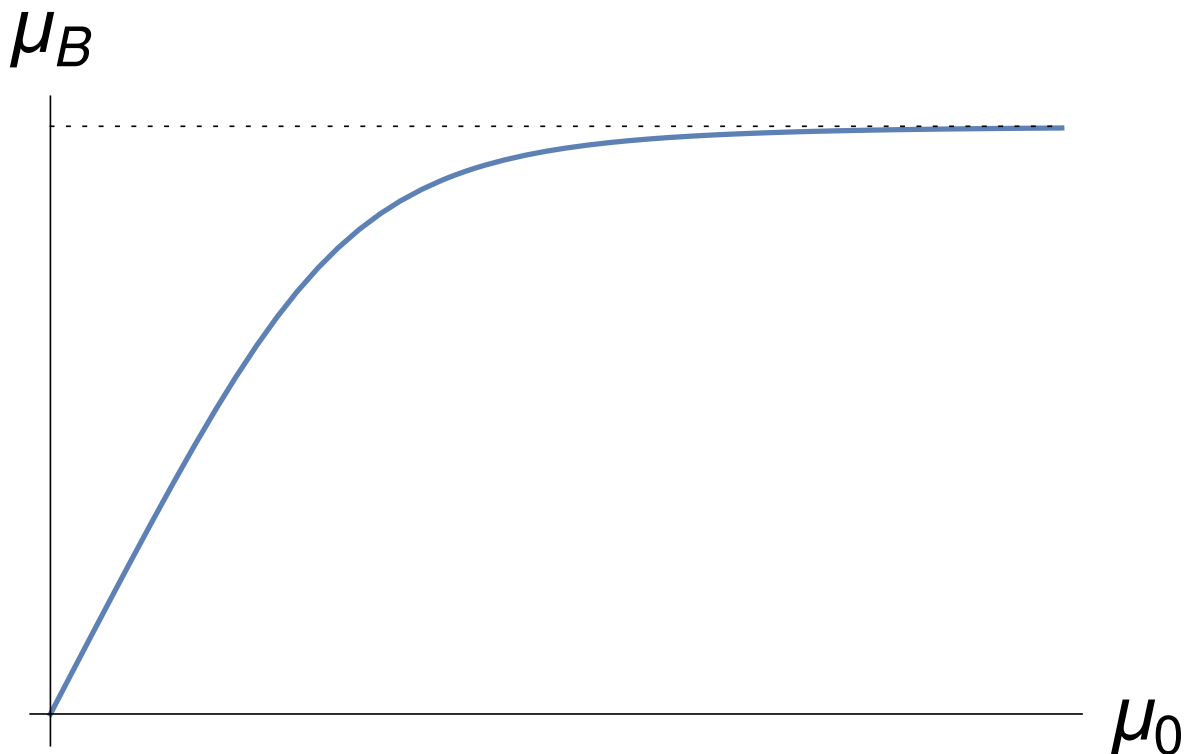


FIG. 4. The model parameter μ_B to be used for the correction of $\langle \Psi_B(\mu_0) | H | \Psi_B(\mu_0) \rangle$. The horizontal dotted line corresponds to the value obtained in the reduced basis set B with the Coulomb potential and corrects only for the basis set error.

approaches a finite value: even the lowest energy expectation value obtained in the basis B for the Hamiltonian with Coulomb interaction, $\min_{\Psi_B} \langle \Psi_B | H | \Psi_B \rangle$, has to be corrected.

Basis sets (such as Gaussian) have different quality in different regions of space: their ability to describe the interaction varies from one part of the system to another. This suggests to use local corrections of the basis set deficiency, cf. Eq. (52). Although this is not presented in this paper, it can be found in the literature.²⁰

Basis set correction solves two problems in range-separation. First, it solves the problem of choosing an optimal value for the range-separation parameter. One can choose the parameter μ large, even stay with the Coulomb interaction, and the basis set introduces automatically a change of the model parameter to μ_B . Second, locality is introduced through the use of a local basis set, and no adjustment of the two-electron integrals is needed; only in the corrections locality has to be taken care of.

The prescription defining μ_B as above, Fig. 3, is not useful in practice, as it uses the expectation value of H in the full basis. To better understand the origin of the difference between the calculations in the full and in the reduced basis set, let us first introduce the projector on the basis set,

$$\mathcal{P}_B = \sum_{i,j \in B} |\Phi_i\rangle (S^{-1})_{i,j} \langle \Phi_j| \quad (59)$$

where Φ_i are the N -particle basis functions, and S^{-1} is the inverse of the matrix of their overlap. We note that in a given basis set, expectation values obtained with the operator $\mathcal{P}_B W(\mu) \mathcal{P}_B$ are the same as those obtained with $W(\mu)$. Of course, this is also true for other operators, such as \bar{W} , or $W'(\mu)$.

Note that $\mathcal{P}_B W \mathcal{P}_B$ acting on a basis function produces a linear combination of the basis functions. It does not describe the strong increase in the interaction when two electrons approach; it is unable to describe the singularity of the Coulomb potential. In the reduced basis set, the electrons do not interact via the Coulomb potential.

In order to compare the non-local interaction generated by $\mathcal{P}_B W \mathcal{P}_B$ with the model interaction $w(\mu)$, Eq. (3), let us first obtain a local interaction potential, w_{loc} . There are many ways of doing it. Here, we will use one close in spirit to Slater's local potential. To have $\langle \Psi_B(\mu) | W_{loc}(\mu) | \Psi_B(\mu) \rangle$ equal to $\langle \Psi_B(\mu) | \mathcal{P}_B W \mathcal{P}_B | \Psi_B(\mu) \rangle$ before we integrate over the distance between electrons, and write

$$\langle \Psi_B(\mu) | \delta(|\mathbf{r}_1 - \mathbf{r}_2| - u) w_{loc}(|\mathbf{r}_1 - \mathbf{r}_2|, \mu) | \Psi_B(\mu) \rangle = \langle \Psi_B(\mu) | \delta(|\mathbf{r}_1 - \mathbf{r}_2| - u) \mathcal{P}_B W \mathcal{P}_B | \Psi_B(\mu) \rangle \quad (60)$$

For the sake of simplicity, the formula is given for the system with two electrons, but can be generalized to more electrons. As we have expanded Ψ_B in a basis,

$$\Psi_B(\mu) = \sum_k b_k(\mu) \Phi_k \quad (61)$$

and w_{loc} depends only on the distance between electrons over which we do not integrate, we obtain, in matrix form,

$$w_{loc}(u, \mu) = \frac{\mathbb{B}^\dagger(\mu) \mathbb{D}(u) \mathbb{W}(\mu) \mathbb{B}(\mu)}{\mathbb{B}^\dagger(\mu) \mathbb{D}(u) \mathbb{C}(\mu)} \quad (62)$$

Here, \mathbb{B} is the vector of coefficients b_k , Eq. (61), $\mathbb{D}(u)$ is the matrix with elements $\langle \Phi_i | \delta(|\mathbf{r}_i - \mathbf{r}_j| - u) | \Phi_j \rangle$, and $\mathbb{W}(\mu)$ is the matrix with elements $\langle \Phi_i | w(|\mathbf{r}_i - \mathbf{r}_j|, \mu) | \Phi_j \rangle$. To choose μ_B , we find

a model potential, Eq. (3), that resembles w_{loc} from

$$w(r_{12} = 0, \mu_B) = w_{loc}(r_{12} = 0, \mu) \quad (63)$$

as sketched in Fig. 5. Its behavior is dictated by the functions present in the projection operator.

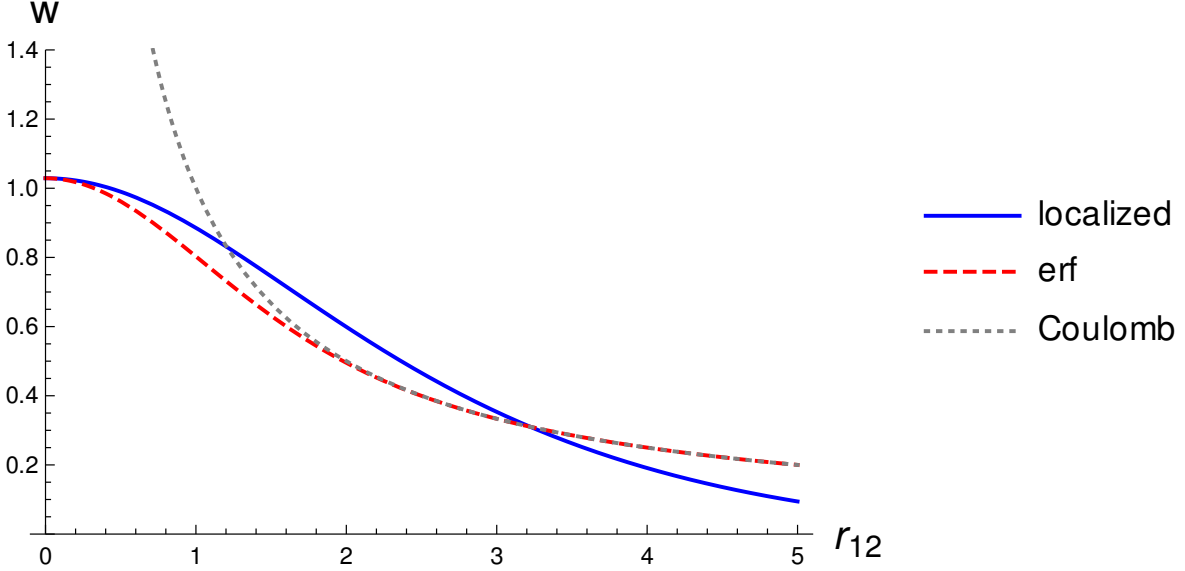


FIG. 5. Interaction potentials as function of the inter-particle distance. Coulomb potential: dotted, black curve. Model potential w , Eq. (3): red, dashed curve. Localized potential w_{loc} , generated from the Coulomb potential projected onto a finite basis, satisfying Eq. (63): blue, full curve.

We see that w_{loc} is finite at the origin, and decays to rapidly at large distances (where the localized basis set does not reach). The latter shortcoming is not so important in practice, as the pair density vanishes anyhow in that region.

For the asymptotic corrections, we further need the coefficient a , that we can generate as in Eq (18), and assuming from the similarity of the operators that we can use $\Psi_B(\mu) \approx \Psi(\mu_B)$.

$$\langle \Psi_B(\mu) | \bar{W}(\mu_B) | \Psi_B(\mu) \rangle \approx \langle \Psi(\mu_B) | \bar{W}(\mu_B) | \Psi(\mu_B) \rangle \approx a \varpi(\lambda = 0, \mu_B, \bar{w}(r_{12}, \lambda = 0, \mu_B)) \quad (64)$$

This requires the knowledge of $\langle \Psi_B(\mu) | \bar{W}(\mu_B) | \Psi_B(\mu) \rangle$. If we wish to avoid calculating this new integral, we can exploit the freedom of choosing the operator \mathfrak{W} for determining a , Eq. (18) and (19), and choose a different μ for Ψ and for \mathfrak{W} ,

$$\langle \Psi_B(\mu) | \bar{W}(\mu) | \Psi_B(\mu) \rangle \approx a \int_0^\infty dr_{12} 4\pi r_{12}^2 \phi(r_{12}, \lambda = 0, \mu_B)^2 \bar{w}(r_{12}, \lambda = 0, \mu) \quad (65)$$

With this expression, $\langle \Psi_B(\mu) | \bar{W}(\mu) | \Psi_B(\mu) \rangle$ is needed, a quantity already used for obtaining the $\langle \Psi_B(\mu) | H | \Psi_B(\mu) \rangle$.

4. NUMERICAL RESULTS

4.1. Producing numerical results

System: Harmonium

Numerical results will only be presented for Harmonium. Its Hamiltonian has the external one-particle potential

$$v(r) = \frac{1}{2} \omega^2 r^2 \quad (66)$$

For $\omega = 1/2$, and a pair of electrons ($N = 2$) the non-interacting ($\mu = 0$) exact wave function is given by a product of harmonic oscillator eigenfunctions,

$$\psi(\mathbf{r}) = (\omega/\pi)^{3/4} e^{-\frac{1}{2}\omega r^2} \quad (67)$$

For the Coulomb interaction the exact ground state wave function is also known (see, e.g. Refs. 97 and 98):

$$\Psi(\mathbf{r}_1, \mathbf{r}_2, \mu = \infty) = \psi(\mathbf{r}_1) \psi(\mathbf{r}_2) (1 + \frac{1}{2} |\mathbf{r}_1 - \mathbf{r}_2|) \quad (68)$$

times the singlet spin function. The exact energy is known, $E(\mu = \infty) = 2$. For analyzing energy differences one might think of the ionization potential. However, for our method where V is the external potential, the one-electron system is treated exactly. Thus, the errors in the ionization potential equal those of the total energy. However, the errors can be different in the ground and the excited state. The excited states can be obtained accurately.^{99,100} One excited state is treated here, the first of the same symmetry as the ground state, $E(\mu = \infty) = 2.9401169\dots$ ¹⁰¹

To treat the case of $\mu \in (0, \infty)$, we use a basis set, inspired by the Hylleraas ansatz^{101,102}:

$$\Psi(\mathbf{r}_1, \mathbf{r}_2) = \psi(\mathbf{r}_1) \psi(\mathbf{r}_2) \sum_{i,j,k} c_{ijk} s^i t^j u^k \quad (69)$$

where $s = r_1 + r_2$, $t = r_2 - r_1$, and, as above, $u = |\mathbf{r}_1 - \mathbf{r}_2|$. The powers i, j, k used are the same nine as used by Hylleraas in his treatment of the Helium atom.¹⁰² We note that this basis is able to

reproduce the limiting cases, $\mu = 0$, and $\mu = \infty$. A comparison with a calculation on a grid (in the style of Ref. 60) shows that the error with this basis set is maximally of 0.1 mhartree, for all μ . In order to study a basis sets effect, a reduced basis set was also used, obtained by eliminating the terms having odd powers in u . The retention of even powers of u allows the description of angular correlation, as $u^2 = r_1^2 + r_2^2 - 2\mathbf{r}_1 \cdot \mathbf{r}_2$. However, omitting the even powers of $r = r_{12}$ produces an energy error of ≈ 7 mhartree for $\mu = \infty$, even if the error is lower by an order of magnitude than that produced by ignoring the interaction (at $\mu = 0$). In order to underline the importance of the term linear in u , let us mention that retaining only the terms $i = j = 0, k = 0$ and 1 in Eq. (69) is capable of reproducing the energy with an error of maximally 1 mhartree, for all μ .

The calculations were done with Mathematica¹⁰³, except for the μ -dependent local density approximation, μ -LDA^{22,104} energies that were produced with Molpro¹⁰⁵.

Mathematica¹⁰³ was also used for the formal derivations in this paper.

Obtaining energy derivatives

In order to obtain the derivatives, the quantities (the energy, or the property) were calculated on a grid of values of μ , between 0 and 3 bohr⁻¹. The data were interpolated, and the derivatives of the interpolant were used. Explicit formulas can be used, but this was not needed because efficiency was not of concern for the simple case of Harmonium.

Description of the plots

Numerical calculations are made to explore how simple the model can be made when using asymptotic corrections, i.e., how small the parameter μ can be made, and still retain chemical accuracy (≈ 1 kcal/mol). To this end, many plots show the error made by the model (corrected, or not). A white background indicates the domain of chemical accuracy, while a gray background is used outside it.

Note that in this calculations $\mu = 0$ corresponds to the bare external potential, Eq. (66). Thus, $E(\mu)$ is 0.5 hartree below the exact energy, while $\langle \Psi(\mu = 0) | H | \Psi(\mu = 0) \rangle$ is ≈ 0.06 hartree above it, and ≈ 0.03 hartree above the Hartree-Fock energy. As this errors are very large, the domain of the plot is chosen to include the domain of the error made in variational calculation in the reduced basis excluding the odd powers of u in the ansatz (69).

Smallest acceptable μ

By making the corrections asymptotically correct, we expect the errors to become smaller than chemical accuracy for all μ larger than some value that we designate as the “smallest acceptable μ ” ($SA\mu$).

As we know from second-order perturbation theory, with weak interactions only near-degenerate states contribute significantly to the energy (see, e.g., Fig. 9 in Ref. 22). Furthermore the lower μ , is the better the features of long-range interaction can be exploited numerically; it is desirable to have small $SA\mu$ s.

4.2. Discussion of the results

First-order corrections

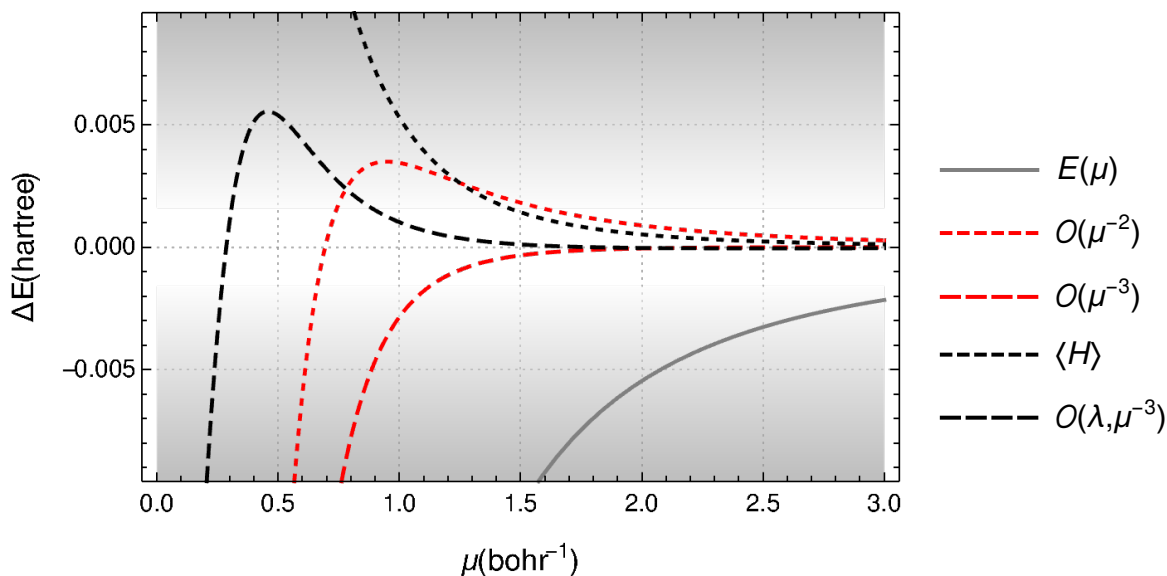


FIG. 6. Energy errors with first-order methods. Model energy, not corrected, Eq. (6): full, gray curve. Expectation value of H with the model eigenfunction: black, short-dashed curve. Model corrected to order μ^{-2} , Eq. (35): red, short-dashed curve. Model corrected to order μ^{-3} , Eq. (33): red, long-dashed curve. Model corrected to order λ , taking into account terms to μ^{-3} , Eq. (32): black, long-dashed curve.

We start by looking at the model energies, $E(\mu)$, Fig. 6. As the $W(\mu)$ is weaker than the Coulomb interaction, $E(\mu) < E$, for all finite μ . The values of $E(\mu)$ are very low, and chemical

accuracy is not yet reached for the largest value of μ of the domain shown in the figure. Fig. 6 shows also the effect of the first-order corrections, obtained by using not only $E(\mu)$, but also a derivative of it with respect to either λ , Eq. (32), or μ , Eq. (35) or (33).

As stated above, $\langle \Psi(\mu) | H | \Psi(\mu) \rangle$, obtained from the knowledge of $\partial_\lambda E(\lambda, \mu)$ at $\lambda = 0$, yields unacceptably high errors when μ is small. However, already for a μ larger than ≈ 1.5 bohr⁻¹ chemical accuracy is reached.

A result, very close to the preceding (if not slightly better, as having not too large errors, down to almost 0.5 bohr⁻¹) is obtained using $E'(\mu)$ and taking into consideration the existence of a μ^{-2} term, Eq. (35). While the previous correction uses the expectation value of $\bar{W}(\mu)$, the latter one uses that of $W'(\mu)$. When taking into account the existence of the cusp, the same information can be used to include terms to order μ^{-3} , Eq (33). Asymptotically the values get better, as they should. However, we note a deterioration at smaller μ when we do not expect the asymptotic regime to work. In the example treated it remains a lower bound for all μ .

The SA μ is lowered when the asymptotic considerations are applied to perturbations in λ , Eq. (32), that is also an asymptotic lower bound. It approaches the correct value faster than the other approximations, This is better than the traditional upper bound (obtained with the expectation value of H) for large μ . However, at small μ , the lower bound property is lost, and becomes even worse than the upper bound for $\mu \approx 0$, not shown in the figure.

Second-order and first-order error estimates

To estimate the error we can use the upper and asymptotic lower bound in Fig. 6. Let us now use $E''(\mu)$. First we consider the coefficient of μ^{-3} as a parameter to fit, instead of being given by the asymptotically valid relationship. A comparison of the two approximation, Eq. (43) and Eq. (33), is shown in Fig. 7.

Another possibility is to use $E''(\mu)$, to correct Eq. (33) by adding a term in μ^{-4} , Eq. (44). This approximation lowers the SA μ to ≈ 0.5 bohr⁻¹.

To be on the safer side, the difference to the first-order approximation (going to μ^{-3}), can be used to estimate asymptotically the error, see Fig 7.

The terms to order μ^{-4} in Eq. (21) can be used in an exploratory way, without using $E''(\mu)$, although they are not believed to be exact. The errors are practically zero for all μ , down to almost 0.5 bohr⁻¹, see Fig. 7. There is yet no explanation for this good behavior.

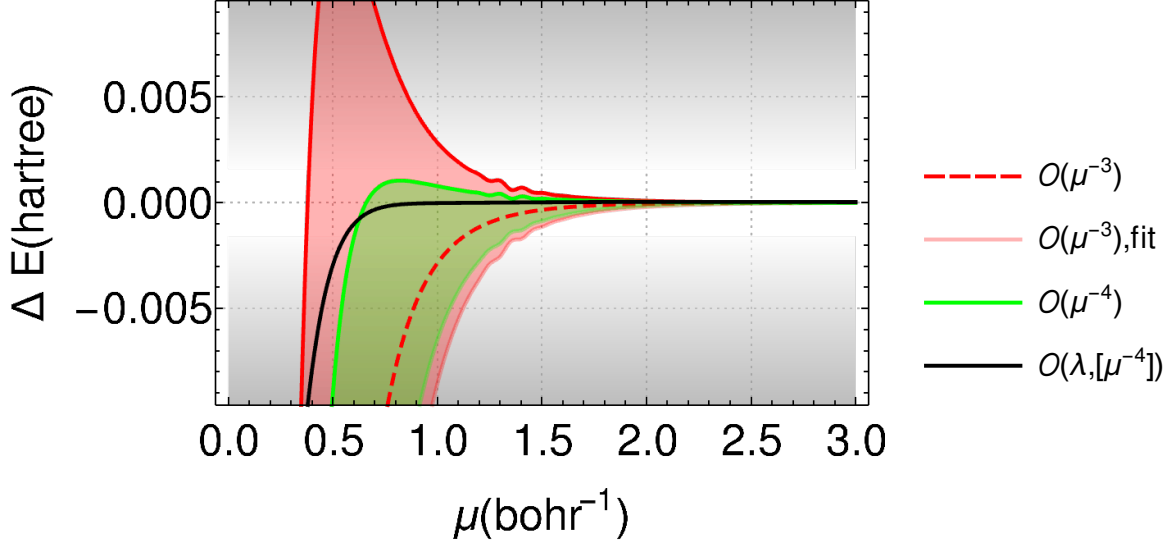


FIG. 7. Energy errors at second order. First-order correction, asymptotically correct to order μ^{-3} , Eq. (33): red, long-dashed curve. Also as a reference, first-order correction, asymptotically correct to order μ^{-3} , but keeping the uncertain term in μ^{-4} showing up in Eq. (21): black, full curve. Second-order correction, with fitted coefficient of μ^{-3} term, Eq. (43): red, full curve. The difference to the first-order value, correct to μ^{-3} leads to an error estimate, shown by a pink filling. Second-order correction, with fitted coefficient of μ^{-4} term, Eq. (44): green, full curve. The difference to the first-order value, correct to μ^{-3} leads to an error estimate, shown by a dark green filling.

One can also consider Eq. (47) using $\partial_\mu \langle \Psi(\mu) | H | \Psi(\mu) \rangle$, also of second order. For values of μ down to 1 bohr $^{-1}$, the errors are negligible for the present discussion, see Fig. 8. It can be also use to estimate the asymptotic errors of the first order approximation, Eq. (36). Note, however, that for smaller values of μ , the error estimate reaches zero (before exploding for even smaller values of μ). It happens because the asymptotic regime has been left, the lower bound property was lost. However, the present example seems to indicate that the asymptotic lower bound expression, Eq. (32) still gives a better energy lower than the upper bound expression, Eq. (34) for a large range of μ (and when the errors are within chemical accuracy).

Excited state

We now consider an excited state, the first excited 1S_g . It was chosen for two reasons. First, it is considered to have two dominant configurations, $1s3s$ and $2p^2$, cf. Ref. 101. Second, it has the

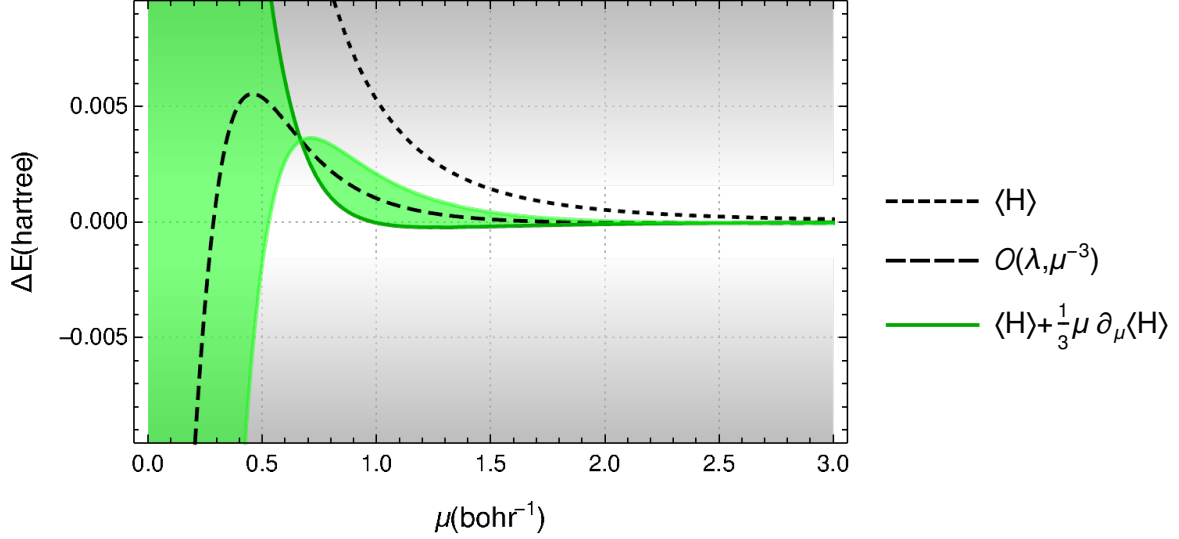


FIG. 8. Energy errors at second order. Expectation value of H with the model eigenfunction: black, short-dashed curve. Model corrected to order λ , taking into account terms to μ^{-3} , Eq. (32): black, long-dashed curve. Second order correction, using $\partial_\mu \langle \Psi(\mu) | H | \Psi(\mu) \rangle$, Eq. (47): green, full curve. The difference to first-order leads to an error estimate, shown by a light green filling.

same symmetry as the ground state. Occasionally, one finds in literature that the Hohenberg-Kohn theorem can be used for the lowest state in each symmetry. This example shows that one can apply the asymptotic expressions also to states of the same symmetry. The curves shown in Fig. 9 are obtained with the same methods as for the ground state, Fig 6. The general features resemble those noticed for the ground state, and will not be repeated here.

Properties

For illustrating the application to properties, let us consider a measure of the size of system, the expectation value

$$\langle \Psi(\mu) | \mathbf{r}_1^2 + \mathbf{r}_2^2 | \Psi(\mu) \rangle = \int_{\mathbb{R}^3} d\mathbf{r} \rho(\mathbf{r}, \mu) r^2 \quad (70)$$

In (exact) density functional theory, it would be exact, as the density is considered exact for all models (μ). However, for approximations, this is not the case. For the model considered here, where V is the bare potential, the system is significantly more compact for small μ than for large μ .

We note (see Fig. 10) that the first-order asymptotic correction improves the quality of the result

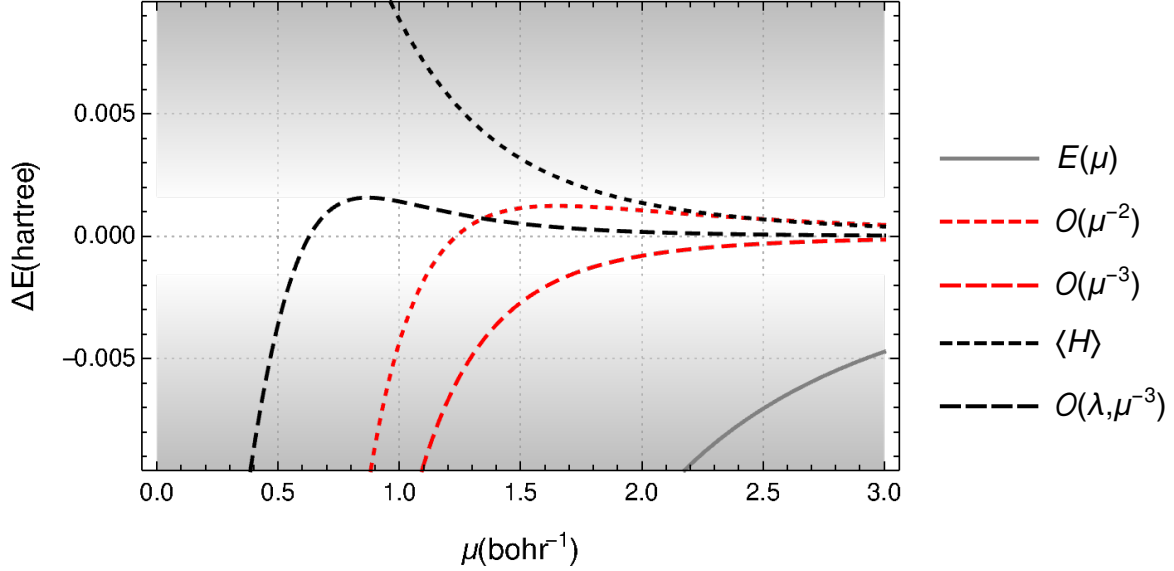


FIG. 9. Energy errors for first excited 1S_g state. Model energy, not corrected, Eq. (6): gray, full curve. Expectation value of H with the model eigenfunction: black, short-dashed curve. Model corrected to order μ^{-2} , Eq. (35): red, short-dashed curve. Model corrected to order μ^{-3} , Eq. (33): red, long-dashed curve. Model corrected to order λ , taking into account terms to μ^{-3} , Eq. (36): black, long-dashed curve.

for all $\mu > 0$, and yield errors smaller by at least an order of magnitude, for μ down to ≈ 1 bohr $^{-1}$.

Effect of changing the one-particle potential

As it is common knowledge that a mean-field one-particle potential is better than the bare potential, we explore it by a prescription that requires the knowledge of the exact density. The purpose of this exercise is to find out how important the change of V affects the asymptotic conditions. Of course, no general conclusion can be drawn from a single example.

There are several ways to replace V by a mean-field approximation, one of them being the density functional (Kohn-Sham)¹⁰⁶ prescription to keep the density equal to the exact one for all models. A convenient way to reach it, is to use the Legendre transform, see, e.g., Refs. 107 and 108,

$$v(\mu) = \arg \max_v \left(\min_{\Phi} \langle \Phi | T + V + W(\mu) | \Phi \rangle - \int_{\mathbb{R}^3} d\mathbf{r} \rho(\mathbf{r}, \mu = \infty) v(\mathbf{r}) \right) \quad (71)$$

the usual Kohn-Sham potential corresponding to $\mu = 0$.

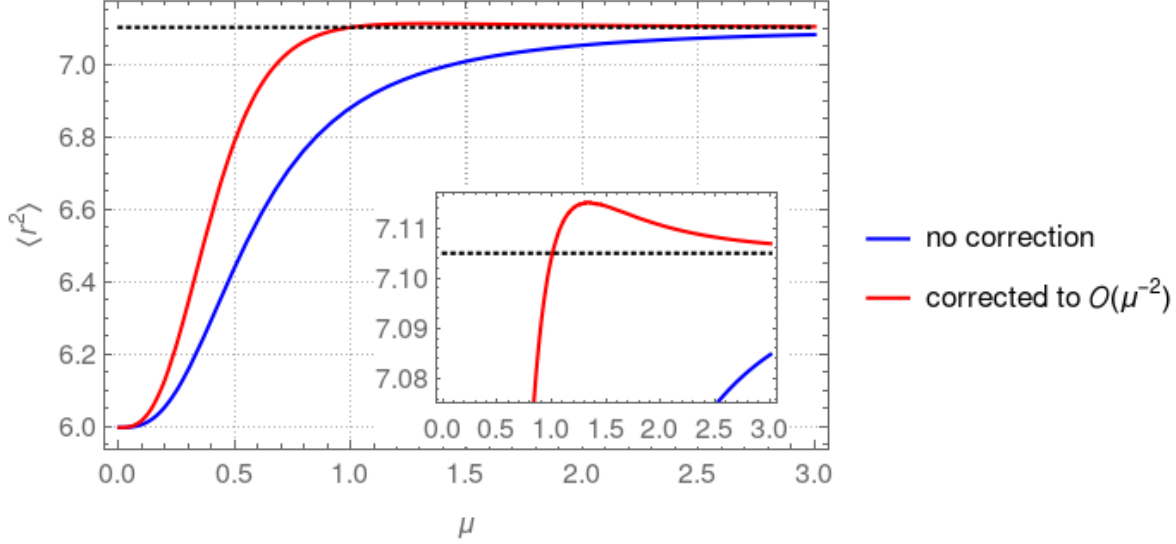


FIG. 10. Expectation value of r^2 . Provided by the model, blue curve. Corrected to order μ^{-2} , red curve. The value for the system with Coulomb interaction is shown by a horizontal dotted line. The inset reduces the range of the plot, to better show the quality of the correction.

In the present exploration of v , we use a restricted maximization: we maximize not over v , but over those of Harmonium, Eq. 66. Instead of taking $\omega = 1/2$, we consider now ω a parameter that can be optimized at each μ to bring the density of the model system close to the exact one, in the sense of Eq. (71).

Fig. 11 shows the errors of the expectation values of H , corrected or not, as a function of μ . The optimization of the potential leads to a significant improvement at small μ . At $\mu = 0$, although v was only partially optimized, the expectation value of H is close to the Hartree-Fock one. As the expectation value obtained with the Kohn-Sham determinant is above the latter, we see that we must be very close to the Kohn-Sham solution. The error is nevertheless important: the correlation energy is missing.

Let us now consider what happens when the errors reach chemical accuracy. The values obtained with, or without optimization of the one-particle potential v are very close. In order to rationalize this surprising result, one may argue that as long as one is in the domain where the universal character dominates, the nature of the external potential does not play an important role. However, please recall, that the point where the switching between the regimes occurs depends on the system: the value of μ for which the one-particle potential becomes important is larger in a

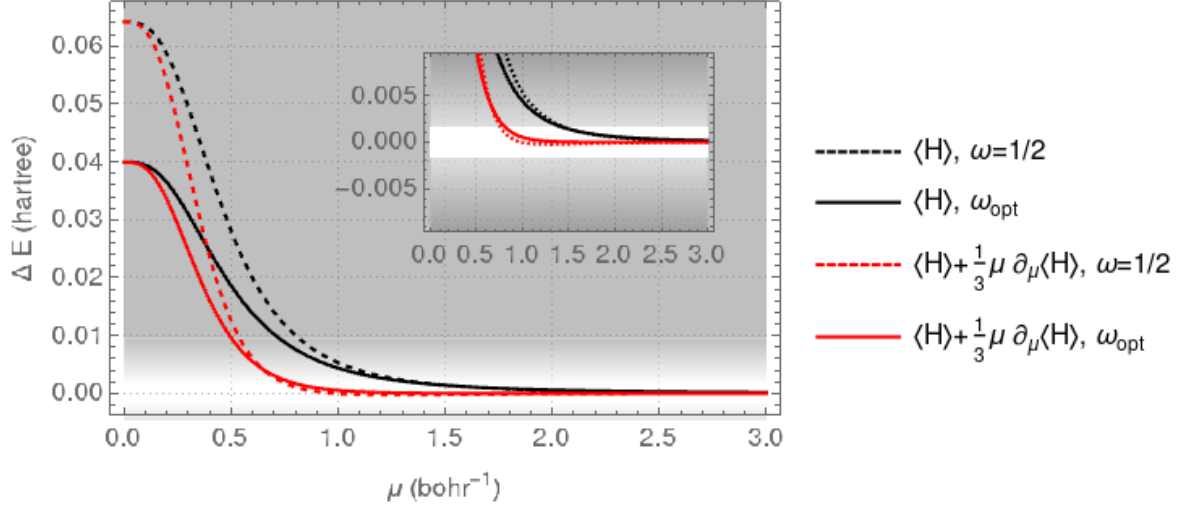


FIG. 11. The effect on optimizing the external potential (ω) of the model on energy errors. The expectation value of H with $\Psi(\mu)$ with the bare potential ($\omega = 1/2$): black, dashed curve. The expectation value of H with $\Psi(\mu)$ with ω optimized for each μ : black, full curve. The expectation value of H with $\Psi(\mu)$ with second-order correction, Eq. 47, and the bare potential ($\omega = 1/2$): red, dashed curve. The expectation value of H with $\Psi(\mu)$ with ω with second-order correction, Eq. 47, and ω optimized for each μ : red, full curve. The inset shows the same curves in a reduced range, namely that of most plots in this paper.

dense system.

Comparison with a DFA

Let us now make a single comparison with a DFA. We choose the μ -dependent local density approximation, μ -LDA. It corrects the models to obtain the exact energy of the uniform electron gas for all μ (while the usual LDA does it only for $\mu = 0$). It is considered to be a good approximation for large μ . For example, one of the extensions to the Perdew-Burke-Ernzerhof (PBE) method to include the dependence on μ , requires that it behaves like μ -LDA for large μ .¹⁰ We see in Fig. 12 that μ -LDA is indeed a good approximation for large μ . We also see that it works well in the same range as the asymptotic methods discussed in this paper.

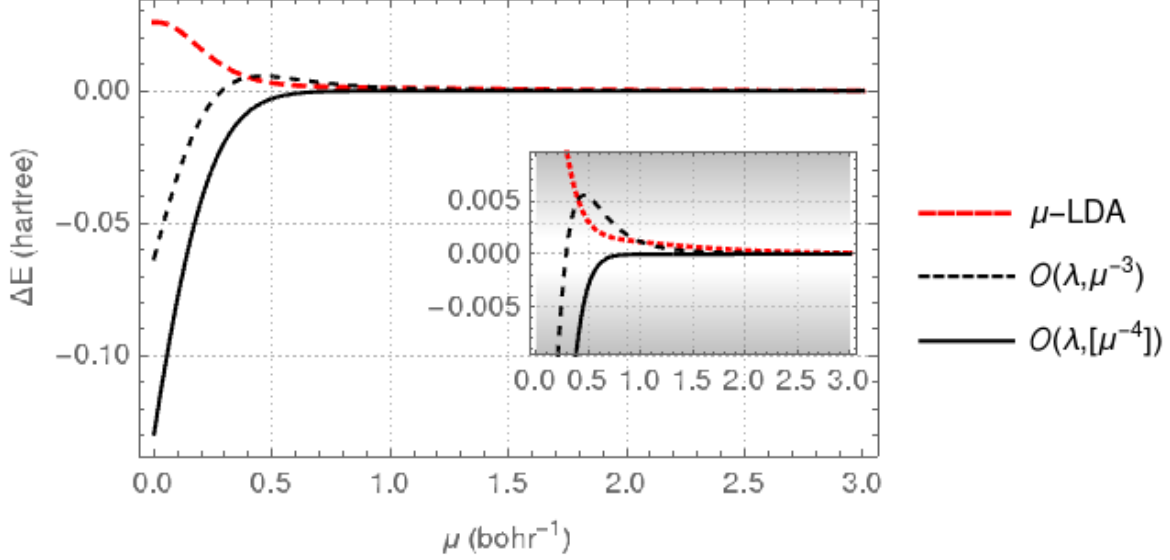


FIG. 12. Energy errors with μ -LDA: red, long-dashed curve. To be compared to first-order approximations, i) asymptotically correct to order μ^{-3} , Eq. (36), black, short-dashed curve, ii) asymptotically correct to order μ^{-3} , but keeping the μ^{-4} term in Eq. (21): black, full curve. The inset shows the same curves in a reduced range, namely that of most plots in this paper.

Using the uniform electron gas to explore the validity of the asymptotic approximation.

We now turn to the question whether using the uniform electron gas in a local approximation, Eq. (56), can give us an easy-to-use estimator of validity of the asymptotic approximation.

In Fig 13 we compare some accurate values of the system-averaged on-top pair density, $P_{2,aver}$, Eq. (55), known with different methods. The exact value for Coulomb interaction is obtained exactly, $1/(16\pi + 10\pi^{3/2})$. The uniform electron gas values used are from a model that is supposed to be accurate for short-range, the Overhauser model.⁶⁴

We see that as μ increases, the calculation with the large basis set yields significantly lower values for $P_{2,aver}$ than those obtained with a basis set not containing terms in odd powers in the inter-electronic distance. Using the electron gas expression is interesting because the density provides values that have little sensitivity to the basis set. In Fig. 13 the reduced basis set was used, but on the scale of the plot, the difference between basis sets would hardly be seen. Fig. 13 shows that the transfer from the uniform electron gas provides better results. Asymptotically, we know⁶⁴

$$P_{2,aver}(\mu) = \left(1 + \frac{2}{\sqrt{\pi}\mu}\right) P_{2,aver}(\mu = \infty) \quad (72)$$

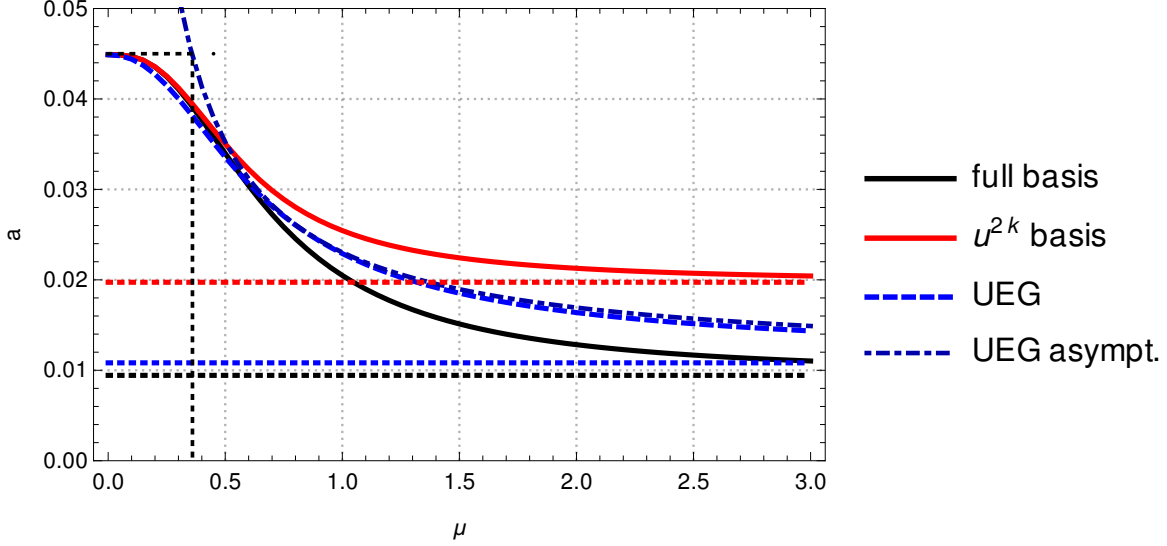


FIG. 13. On-top pair density system average as a function of μ . Full basis: black, full curve. Reduced basis (no terms in odd powers of r_{12}): red, full curve. Based upon uniform electron gas calculations: blue, dashed curve. Their values at $\mu = \infty$ are indicated by horizontal lines of the same color. Using solely the large μ behavior of the uniform electron gas: blue, dot-dashed curve (diverging at the origin). Dotted lines mark the point where the asymptotic extrapolation of the uniform electron gas is equal to the value of the on-top pair density of the non-interacting system, $P_{2,aver}(\mu = 0)$, Eq. 73.

for all systems. When we use the uniform electron gas estimate for $P_{2,aver}(\mu = \infty)$ we get a curve that diverges at $\mu = 0$. It crosses the curve obtained using a basis set for the system of interest, that is finite at $\mu = 0$. We see that this happens at $\mu \approx 0.5$, that is the $SA\mu$ for the better of our approximations.

If we want to avoid calculations of $P_{2,aver}(\mu)$ for our system, we could compute the cheaper (and less basis-set sensitive)

$$\begin{aligned}
 P_{2,aver}(\mu = 0) &= \frac{1}{2} \int_{\mathbb{R}^3} d\mathbf{r} (\rho(\mathbf{r})^2 - \rho_\alpha(\mathbf{r})^2 - \rho_\beta(\mathbf{r})^2) \\
 &= \int_{\mathbb{R}^3} d\mathbf{r} \rho_\alpha(\mathbf{r}) \rho_\beta(\mathbf{r})
 \end{aligned} \tag{73}$$

where the connection between the on-top pair density and spin-components of the density have been used (¹⁰⁹; for the relationship to DFT, see Refs. ¹¹⁰ and ¹¹¹). The values of μ for which the uniform electron gas evaluated Eq. (72) gives a higher value should not be considered reliable. This estimate can be seen as an a priori estimate (that can be made before the expensive calculation

is performed). However, it is too optimistic, the $SA\mu$ is too low.

Basis set errors

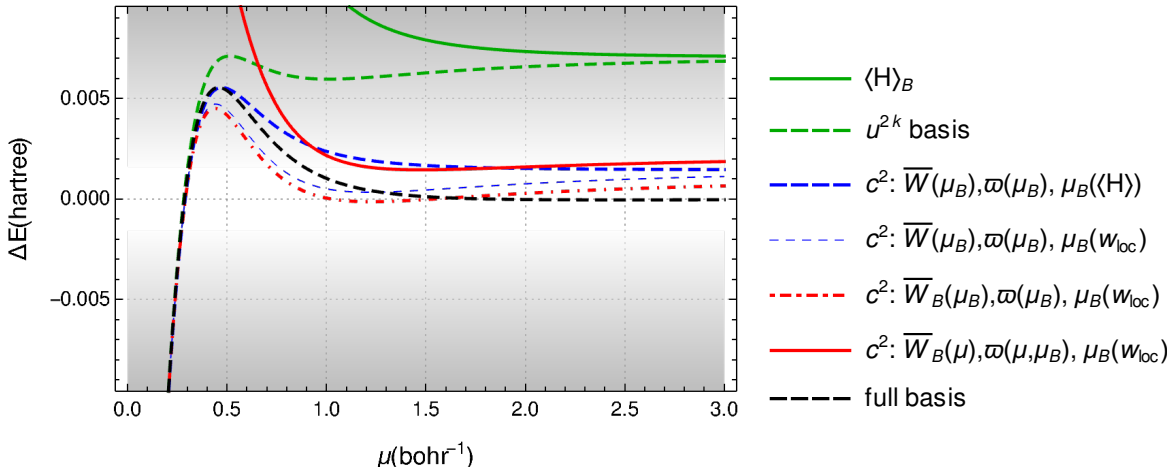


FIG. 14. Energy errors in a reduced basis set calculation. The expectation value of the physical Hamiltonian in the reduced basis, $\langle \Psi_B(\mu) | H | \Psi_B(\mu) \rangle$: green, full curve. All corrections are first-order in λ , Eq. 36. As a reference, the result in the full basis set: black, long-dashed curve. The following use all $\langle \Psi_B(\mu) | H | \Psi_B(\mu) \rangle$, but differ in the corrections. Using the expectation value of $\langle \Psi(\mu) | \bar{W}(\mu_B) | \Psi(\mu) \rangle$ to obtain the correction: blue curves; using the “ideal” μ_B , Eq. (58), Fig. 3: thick dashed curve. using μ_B determined from $w_{loc}(u = 0)$, Eq. (63): thin dashed curve. Using $\langle \Psi_B(\mu) | \bar{W}(\mu_B) | \Psi_B(\mu) \rangle$: dot-dashed red curve. Using $\langle \Psi_B(\mu) | \bar{W}(\mu) | \Psi_B(\mu) \rangle$: full red curve.

Let us now try to correct basis set errors with range separation. We compare the results obtained with the reliable basis set described above with one where the terms containing terms in odd powers of the distance between electrons are absent. In Fig. 14, one can see that the expectation value $\langle \Psi_B(\mu) | H | \Psi_B(\mu) \rangle$ has errors well beyond chemical accuracy, although it is correlated in the sense that it is able to describe radial and angular correlation. Simply applying the asymptotic lower bound formula, Eq. (36), works well, but it approximates Coulomb system in the reduced basis, $\langle \Psi_B | H | \Psi_B \rangle$, not in the full basis. One may argue that the result is better, because the error of the lower bound provided by the asymptotic approximation, Eq. (36) is still above the exact result, and thus better than the upper bound. However, chemical accuracy is reached only for a very narrow domain of μ , difficult to establish.

Let us now correct the basis set errors using μ_B . First, we correct $\langle \Psi_B | H | \Psi_B \rangle$ with the “ideal” μ_B , obtained by using the full basis expectation values of H , as in Eq. (58), or Fig. 3. The correction is calculated at this μ_B , using the full basis wave function, viz., $\langle \Psi(\mu) | \bar{W}(\mu_B) | \Psi(\mu) \rangle$. We see that the error does not vanish asymptotically. This is because, for the reduced basis we use, μ_B is limited to a value < 1 bohr⁻¹. We cannot get an improvement larger than the asymptotic correction gives for this value. Next, let us successively

- i change μ_B by that given by the prescription in Eq. (63), but still requesting full basis information,
- ii use $\langle \Psi_B(\mu) | \bar{W}(\mu_B) | \Psi_B(\mu) \rangle$ with Eq. (64), i.e., that works only in the reduced basis set at μ , but requires the evaluation of a new integral, and
- iii use $\langle \Psi_B(\mu) | \bar{W}(\mu) | \Psi_B(\mu) \rangle$ with Eq. (65), that uses only existing information.

The different variants discussed above give all results that are within chemical accuracy for $\mu > 1$.

These results suggest that once the basis set is good enough to make the asymptotic correction active, it can easily be corrected within reasonable accuracy.

5. CONCLUSIONS AND PERSPECTIVES

Formal results

In the formal part of the paper, it was shown that it is possible to build models that approach the physical, Coulomb system by choosing a family of operators that do not show a singularity as the distance between electrons reduces to zero, Eq. (3). It is called range separation as the long-range is treated by the model, and the corrections have to deal with the missing part.

Here, the corrections are obtained by considering the solution of the Schrödinger equation as the distance between electrons reduces to zero, Eq. (13), and not as nowadays frequently done by using density functionals. However, the method presented here can be seen as justifying density functional approximations. This short-range behavior is universal (independent of the external potential, i.e., that of the interaction between nuclei and electrons). In this paper this is supplemented by system-specific information: the derivatives of the model energies with respect to parameters that describe the exact system is approached, a form of perturbation theory. The first-order is eas-

ily accessible, as it does not need new wave functions. Alternatively, several models (values of μ) could be used to generate equations that can be solved to obtain E .

A maybe simpler way to describe the present approach is to realize that a model system can be corrected with an expansion in a basis set, Eq. (39). The basis set functions are chosen according to the way the model approaches the Coulomb system. The expansion coefficients are determined (in this paper) by using information from the model system, namely how its energy evolves with model parameters (the derivatives of the energy). One can see it as an adjustment of the evolution of the model towards the asymptotic (universal) behavior.

The proposed expressions for approximating E are given in Eqs. eqs. (32), (33), (35), (36), (43), (44) and (47). For properties, similar expressions can be found, Eq. (51).

The corrections improve asymptotically ground state energies, excited state energies, and properties. In this regime, they can be systematically improved, in the sense that with more computational effort (more derivatives) the results get better, and the errors can be estimated. At the same time, an estimation to test if the asymptotic regime is reached is possible.

Size-consistency can be satisfied, because the formulas are linear in the model energies and their derivatives, when the model is solved accurately.

The question arises about what happens when the models are not solved accurately. A typical limitation is the use of a finite basis set. Basis set errors can be modeled by associating a model interaction to the effective interaction potential. By using this trick, the basis set calculation can be associated to different model calculation, and the correction applied is that of the latter.

Formal perspectives

There are several formal steps that could be pursued. In this paper, only the information from the terms up to μ^{-3} was used. Knowledge about higher order terms exists and can be applied (for triplet electron pairs⁶⁴, or also for singlet electron pairs, in the spirit of Refs. 112 and 113). This knowledge could get a firmer basis by a mathematical treatment, as it is done for the Coulomb interaction.^{114–116}

The expansions considered are asymptotic expansions: the results can be made to work better as we approach the physical system, but they do not necessarily get better, as we get further away from it. This regime is reached in different systems for different values of the expansion parameter, and local forms are useful to treat such cases. Although not described in this paper, the methods

presented are easily generalized to local forms, like in DFAs, cf. Eqs. (52) and (56).

It is not evident how to reach the non-interacting system. A possible path might be to use basis functions χ_i , Eq. (39), that do not diverge at $\mu = 0$.⁵¹ They can satisfy the known behavior for $\mu \rightarrow 0$ (see, e.g., Ref. 93). Density functional approximations may be a source of inspiration.⁹⁴

In this paper the bare external potential is used. Exploring ways to improve on it was largely used in DFAs, and can be also pursued in the present context.

The numerical technique used in this paper for obtaining the energy derivatives (beyond the first) was essentially a finite difference method. Explicit formulas should be developed for higher order corrections.

The interaction used in this paper is convenient, but certainly not the best. It is not necessary that the models approach in a continuous way the Coulomb system; the derivatives used in this paper can be replaced by a series of models⁵¹. It is worth exploring the tensor product decomposition in this context.

One does not have to connect the model system with the Coulomb system by modeling the interaction. It is possible to use non-local one-body operators, see, e.g., Refs. 66, 117–119.

Asymptotic expansions and their extensions is an active field of mathematics (see, e.g., Ref. 120). Without doubt, the methods presented here can be improved.

Conclusions from numerical explorations

Numerical calculations are needed to explore when the asymptotic regime is reached, and how far one has to go with the expansion. This paper presents results for the Harmonium. Its purpose is to illustrate the methods proposed, not to assess their quality.

The corrections improve the model results significantly, not only for the ground state, but also for excited states, and properties, cf. Figs 6, 9, and 10. It seems that although the expansion parameter used is $1/\mu$, the asymptotic regime is valid for values close, and even below $\mu = 1$, cf. Figs 7, 8. The formulas lead asymptotically to lower bounds, that are at least as good as the usual upper bound, the expectation value of H , with practically no additional computational effort.

Taking into account the simplicity of the model intended to deal with the basis set correction, one must remark that it works astonishingly well, cf Fig. 14.

It was surprising that the use of the bare potential was not critical, once that the corrections were activated. One might risk to attribute it to the universality of the correction.

Applying the model to the uniform electron gas show that - as long as the errors are within chemical accuracy - density functional and the asymptotic correction give similar results, cf. Fig. 12. Also, the uniform electron gas can provide a (crude) check if the asymptotic regime is reached, cf. Fig. 13.

As conclusions drawn for a single system are not sufficient, they should be treated with circumspection, although results in the literature are in line with the present results for Harmonium. Many more calculations are needed to strengthen them.

6. ACKNOWLEDGEMENTS

The author is grateful to Roi Baer (The Hebrew University of Jerusalem, Israel), Evert Jan Baerends (Vrije Universiteit Amsterdam, The Netherlands), Maria J. Esteban (CNRS and Université Paris-Dauphine, France), Heinz-Jürgen Flad (Technische Universität München, Germany), Emmanuel Fromager (Strasbourg University, France), Paola Gori-Giorgi (Vrije Universiteit Amsterdam, The Netherlands), Kimihiko Hirao (RIKEN, Kobe, Japan), Jacek Karwowski (Nicolaus Copernicus University, Toruń, Poland), Leeor Kronik (Weizmann Institute, Rehovoth, Israel), Stephan Kümmel (University of Bayreuth, Germany), Katarzyna Pernal (Łódź University of Technology, Poland), Étienne Polack (Université Bourgogne Franche-Comté, France), Gustavo E. Scuseria (Rice University, Houston, USA), Hermann Stoll (University of Stuttgart, Germany), and Henryk Witek (National Chiao Tung University, Hsinchu, Taiwan) for reading the first draft of the manuscript and making many suggestions to improve it.

7. DATA AVAILABILITY STATEMENT

The data that support the findings of this study are available upon request.

REFERENCES

- ¹A. D. Becke, *J. Chem. Phys.* **98**, 1372 (1993).
- ²T. Helgaker, W. Klopper, H. Koch, and J. Noga, *J. Chem. Phys.* **106**, 9639 (1997).
- ³D. P. Tew and W. Klopper, *Mol. Phys.* **108**, 315 (2010).
- ⁴S. Ten-no and J. Noga, *WIREs Comput. Mol. Sci.* **2**, 114 (2012).
- ⁵Private conversation.

- ⁶Private conversation.
- ⁷A. Savin, H. Stoll, and H. Preuss, *Theor. Chim. Acta* **70**, 407 (1986).
- ⁸A. Savin, *Chem. Phys.* **356**, 91 (2009).
- ⁹H. Stoll and A. Savin, in *Density Functional Methods in Physics*, edited by R. M. Dreizler and J. da Providencia (Plenum, New York, 1985) pp. 177–207.
- ¹⁰E. Goll, H.-J. Werner, and H. Stoll, *Phys. Chem. Chem. Phys.* **7**, 3917 (2005).
- ¹¹J. G. Ángyán, I. C. Gerber, A. Savin, and J. Toulouse, *Phys. Rev. A* **72**, 012510 (2005).
- ¹²J. Toulouse, I. C. Gerber, G. Jansen, A. Savin, and J. G. Ángyán, *Phys. Rev. Lett.* **102**, 096404 (2009).
- ¹³E. Fromager, J. Toulouse, and H. J. A. Jensen, *J. Chem. Phys.* **126**, 074111 (2007).
- ¹⁴T. Leininger, H. Stoll, H.-J. Werner, and A. Savin, *Chem. Phys. Lett.* **275**, 151 (1997).
- ¹⁵A. J. Garza, C. A. Jiménez-Hoyos, and G. E. Scuseria, *J. Chem. Phys.* **138**, 134102 (2013).
- ¹⁶T. Tsuchimochi, G. E. Scuseria, and A. Savin, *J. Chem. Phys.* **132**, 024111 (2010).
- ¹⁷E. D. Hedegård, S. Knecht, J. S. Kielberg, H. J. A. Jensen, and M. Reiher, *J. Chem. Phys.* **142**, 224108 (2015).
- ¹⁸A. Scemama, E. Giner, A. Benali, and P.-F. Loos, arXiv , 2008.10088v1 (2020).
- ¹⁹M. Kamiya, T. Tsuneda, and K. Hirao, *J. Chem. Phys.* **117**, 6010 (2002).
- ²⁰E. Giner, B. Pradines, A. Ferté, R. Assaraf, A. Savin, and J. Toulouse, *J. Chem. Phys.* **149**, 194301 (2018).
- ²¹A. Savin and H.-J. Flad, *Int. J. Quantum Chem.* **56**, 327 (1995).
- ²²A. Savin, in *Recent Developments of Modern Density Functional Theory*, edited by J. M. Seminario (Elsevier, Amsterdam, 1996) pp. 327–357.
- ²³R. Pollet, F. Colonna, T. Leininger, H. Stoll, H.-J. Werner, and A. Savin, *Int. J. Quantum Chem.* **91**, 84 (2003).
- ²⁴A. M. Teale, S. Coriani, and T. Helgaker, *J. Chem. Phys.* **133**, 164112 (2010).
- ²⁵H. Iikura, T. Tsuneda, T. Yanai, and K. Hirao, *J. Chem. Phys.* **115**, 3540 (2001).
- ²⁶T. Yanai, D. P. Tew, and N. C. Handy, *Chem. Phys. Lett.* **393**, 51 (2004).
- ²⁷O. A. Vydrov and G. E. Scuseria, *J. Chem. Phys.* **125**, 234109 (2006).
- ²⁸M. J. G. Peach, A. J. Cohen, and D. J. Tozer, *Phys. Chem. Chem. Phys.* **8**, 4543 (2006).
- ²⁹J.-D. Chai and M. Head-Gordon, *J. Chem. Phys.* **128**, 084106 (2008).
- ³⁰L. Kronik, T. Stein, S. Refaely-Abramson, and R. Baer, *J. Chem. Theory Comput.* **8**, 1515 (2012).

- ³¹L. Kronik and S. Kümmel, *Adv. Mat.* **30**, 1706560 (2018).
- ³²T. Tsuneda and K. Hirao, *WIREs Computational Molecular Science* **4**, 375 (2014).
- ³³S. Gusarov, P.-A. Malmqvist, and R. Lindh, *Mol. Phys.* **102**, 2207 (2004).
- ³⁴G. L. Manni, R. K. Carlson, S. Luo, D. Ma, J. Olsen, D. G. Truhlar, and L. Gagliardi, *J. Chem. Theory Comput.* **10**, 3669 (2014).
- ³⁵M. Hapka, K. Pernal, and O. V. Gritsenko, *J. Phys. Chem. Lett.* **11**, 15 (2020).
- ³⁶M. Seidl, J. P. Perdew, and S. Kurth, *Phys. Rev. A* **62**, 012502 (2000).
- ³⁷A. Aouina, M. Gatti, and L. Reining, *Faraday Discuss.* **xx**, 1 (2020), arXiv:2006.13089.
- ³⁸K. Burke, *Faraday Discuss.* **xx**, 1 (2020), arXiv:2005.08403.
- ³⁹R. Colle and O. Salvetti, *Theor. Chim. Acta* **37**, 329 (1975).
- ⁴⁰R. Colle and O. Salvetti, *Theor. Chim. Acta* **53**, 55 (1979).
- ⁴¹H.-J. Flad and A. Savin, *Phys. Rev. A* **50**, 3742 (1994).
- ⁴²T. B. de Queiroz and S. Kümmel, *J. Chem. Phys.* **143** (2015).
- ⁴³M. A. Mosquera, L. O. Jones, C. H. Broca, M. A. Ratner, and G. C. Schatz, *J. Phys. Chem. A* **123**, 4785 (2019).
- ⁴⁴D. J. David, *Chem. Phys. Letters* **7**, 577 (1970).
- ⁴⁵D. M. Bylander and L. Kleinman, *Phys. Rev. B* **41**, 7868 (1990).
- ⁴⁶I. Panas, *Chem. Phys. Letters* **245**, 171 (1995).
- ⁴⁷J. Heyd, G. E. Scuseria, and M. Ernzerhof, *J. Chem. Phys.* **118**, 8207 (2003).
- ⁴⁸A. V. Krukau, O. A. Vydrov, A. F. Izmaylov, and G. E. Scuseria, *J. Chem. Phys.* **125**, 224106 (2006).
- ⁴⁹T. M. Henderson, A. F. Izmaylov, G. E. Scuseria, and A. Savin, *J. Chem. Phys.* **127**, 221103 (2007).
- ⁵⁰J.-W. Song, S. Tokura, T. Sato, M. A. Watson, and K. Hirao, *J. Chem. Phys.* **127**, 154109 (2007).
- ⁵¹A. Savin, *J. Chem. Phys.* **134**, 214108 (2011).
- ⁵²E. Rebolini, J. Toulouse, A. M. Teale, T. Helgaker, and A. Savin, *J. Chem. Phys.* **141**, 044123 (2014).
- ⁵³B. Senjean, E. D. Hedegård, M. M. Alam, S. Knecht, and E. Fromager, *Mol. Phys.* **114**, 968 (2016).
- ⁵⁴M. M. Alam, S. Knecht, and E. Fromager, *Phys. Rev. A* **94**, 012511 (2016).
- ⁵⁵M. M. Alam, K. Deur, S. Knecht, and E. Fromager, *J. Chem. Phys.* **147**, 204105 (2017).

- ⁵⁶P. P. Ewald, *Ann. Phys.* **369**, 253 (1921).
- ⁵⁷P. Nozières and D. Pines, *Phys. Rev.* **111**, 442 (1958).
- ⁵⁸T. Kato, *Comm. Pure Appl. Math.* **10**, 151 (1957).
- ⁵⁹J. Lloyd-Williams, R. J. Needs, and G. C. Conduit, *Phys. Rev. B* **92**, 075106 (2015).
- ⁶⁰C. E. González-Espinoza, P. W. Ayers, J. Karwowski, and A. Savin, *Theor. Chem. Acc.* **135**, 256 (2016).
- ⁶¹W. Kohn, Y. Meir, and D. E. Makarov, *Phys. Rev. Lett.* **80**, 4153 (1998).
- ⁶²I. Sirbu and H. F. King, *J. Chem. Phys.* **117**, 6411 (2002).
- ⁶³I. Sirbu and H. F. King, *Intern. J. Quantum Chem.* **92**, 433 (2003).
- ⁶⁴P. Gori-Giorgi and A. Savin, *Phys. Rev. A* **73**, 032506 (2006).
- ⁶⁵ ϕ , as given in Eq. (15), is not normalizable.
- ⁶⁶C. Gutlé and A. Savin, *Phys. Rev. A* **75**, 032519 (2007).
- ⁶⁷P. Güttinger, *Z. Phys.* **73**, 169 (1931).
- ⁶⁸R. O. Jones, *Rev. Mod. Phys.* **87**, 897 (2015).
- ⁶⁹N. G. de Bruijn, *Asymptotic methods in analysis* (Dover, 1981).
- ⁷⁰D. V. Widder, *Trans. Am. Math. Soc.* **30**, 126 (1928).
- ⁷¹S. G. Dale, E. R. Johnson, and A. D. Becke, *J. Chem. Phys.* **147**, 154103 (2017).
- ⁷²R. Pollet, A. Savin, T. Leininger, and H. Stoll, *J. Chem. Phys.* **116**, 1250 (2002).
- ⁷³T. Aschebrock and S. Kümmel, *J. Chem. Phys.* **151**, 154108 (2019).
- ⁷⁴T. Tsuneda, *Density Functional Theory in Quantum Chemistry* (Springer, 2014).
- ⁷⁵A. V. Krukau, G. E. Scuseria, J. P. Perdew, and A. Savin, *J. Chem. Phys.* **129**, 124103 (2008).
- ⁷⁶S. Klahwahn and H. Bahmann, *J. Chem. Theory Comput.* **16**, 953 (2020).
- ⁷⁷J. P. Perdew, R. G. Parr, M. Levy, and J. L. Balduz, *Phys. Rev. Lett.* **49**, 1691 (1982).
- ⁷⁸J. P. Perdew, in *Density Functional Methods in Physics*, edited by R. M. Dreizler and J. da Providencia (Plenum, New York, 1985) p. 265.
- ⁷⁹L. Kronik and S. Kümmel, *Phys. Chem. Chem. Phys.* **22**, 16467 (2020).
- ⁸⁰T. Ziegler, A. Rauk, and E. J. Baerends, *Theor. Chim. Acta* **43**, 261 (1977).
- ⁸¹H. Stoll, E. Golka, and H. Preuss, *Theor. Chim. Acta* **55**, 29 (1980).
- ⁸²A. D. Becke, *Int. J. Quantum Chem.* **23**, 1915 (1983).
- ⁸³M. Ernzerhof and J. P. Perdew, *J. Chem. Phys.* **109**, 3313 (1998).
- ⁸⁴J. P. Perdew, A. Ruzsinsky, J. Sun, N. K. Nepal, and A. D. Kaplan, (2020), arXiv:2007.12052.
- ⁸⁵J. Harris and R. O. Jones, *J. Phys. F* **4**, 1170 (1974).

- ⁸⁶D. C. Langreth and J. P. Perdew, *Solid State Commun.* **17**, 1425 (1975).
- ⁸⁷O. Gunnarsson and B. I. Lundqvist, *Phys. Rev. B* **13**, 4274 (1976).
- ⁸⁸W. Yang, *J. Chem. Phys.* **109**, 10107 (1998).
- ⁸⁹This approach is also related to that described in¹²¹.
- ⁹⁰M. Levy, *Phys. Rev. A* **43**, 4637 (1991).
- ⁹¹D. C. Langreth and J. P. Perdew, *Phys. Rev. B* **15**, 2884 (1977).
- ⁹²P. M. W. Gill, R. D. Adamson, and J. A. Pople, *Mol. Phys.* **88**, 1005 (1996).
- ⁹³J. Toulouse, F. Colonna, and A. Savin, *Phys. Rev. A* **70**, 062505 (2004).
- ⁹⁴A. Savin, *J. Chem. Phys.* **140**, 18A509 (2014).
- ⁹⁵J. Toulouse, F. Colonna, and A. Savin, *Mol. Phys.* **103**, 2725 (2005).
- ⁹⁶S. Rieselmoser, M. Kaltak, and G. Kresse, *J. Chem. Phys.* **152**, 134103 (2020).
- ⁹⁷M. Taut, *Phys. Rev. A* **48**, 3561 (1993).
- ⁹⁸J. Karwowski and K. Szewc, *J. Phys.: Conf. Ser.* **213**, 022016 (2010).
- ⁹⁹J. Karwowski and L. Cyrnek, *Computational Methods in Science and Technology* **9**, 67 (2003).
- ¹⁰⁰J. Karwowski and L. Cyrnek, *Ann. Phys. (Leipzig)* **13**, 181 (2004).
- ¹⁰¹H. F. King, *Theor. Chim. Acta* **94**, 345 (1996).
- ¹⁰²E. A. Hylleraas, *Z. Phys.* **65**, 209 (1930).
- ¹⁰³Wolfram Research, Inc., “Mathematica 12.1,” (2020).
- ¹⁰⁴S. Piazani, S. Moroni, P. Gori-Giorgi, and G. B. Bachelet, *Phys. Rev. B* **73**, 155111 (2006).
- ¹⁰⁵H.-J. Werner, P. J. Knowles, G. Knizia, F. R. Manby, M. Schütz, and others, “Molpro, version 2012.1, a package of ab initio programs,” Cardiff, UK, 2012, see <http://www.molpro.net>.
- ¹⁰⁶W. Kohn and L. J. Sham, *Phys. Rev.* **140**, A1133 (1965).
- ¹⁰⁷E. H. Lieb, *Int. J. Quantum Chem.* **24**, 24 (1983).
- ¹⁰⁸F. Colonna and A. Savin, *J. Chem. Phys.* **110**, 2828 (1999).
- ¹⁰⁹K. Yamaguchi and T. Fueno, *Chem. Phys.* **19**, 35 (1977).
- ¹¹⁰A. D. Becke, A. Savin, and H. Stoll, *Theoret. Chim. Acta* **91**, 147 (1995).
- ¹¹¹J. P. Perdew, A. Savin, and K. Burke, *Phys. Rev. A* **51**, 4531 (1995).
- ¹¹²D. P. Tew, *J. Chem. Phys.* **129**, 014104 (2008).
- ¹¹³V. A. Rassolov and D. M. Chipman, *J. Chem. Phys.* **105**, 1470 (1996).
- ¹¹⁴S. Fournais, M. Hoffmann-Ostenof, T. Hoffmann-Ostenhof, and T. O. Sorensen, *Commun. Math. Phys.* **289**, 291 (2009).
- ¹¹⁵H. Yserentant, *Regularity and Approximability of Electronic Wave Functions* (Springer, 2010).

- ¹¹⁶H.-J. Flad, G. Flad-Harutyunyan, and B.-W. Schulze, *Asian-European J. Math.* (2020), [10.1142/S1793557120501223](https://doi.org/10.1142/S1793557120501223), arXiv:1801.07552.
- ¹¹⁷J. Rey and A. Savin, *Int. J. Quantum Chem.* **69**, 581 (1998).
- ¹¹⁸P. Y. Ayala, G. E. Scuseria, and A. Savin, *Chem. Phys. Letters* **307**, 227 (1999).
- ¹¹⁹A. M. Teale, T. Helgaker, and A. Savin, *J. Chin. Chem. Soc.* **63**, 121 (2016).
- ¹²⁰J. P. Boyd, *Acta Applicandae Mathematicae* **56**, 1 (1999).
- ¹²¹R. van Leeuwen, and E. J. Baerends, *Phys. Rev. A* **51**, 170 (1995).