

Passivity properties for regulation of DC networks with stochastic load demand

Amirreza Silani^{*,**} Michele Cucuzzella^{*}
Jacquelin M. A. Scherpen^{*}
Mohammad Javad Yazdanpanah^{**}

^{*} *Jan C. Wilems Center for Systems and Control, ENTEG, Faculty of Science and Engineering, University of Groningen, Nijenborgh 4, 9747 AG Groningen, the Netherlands. (e-mail: {a.silani, m.cucuzzella, j.m.a.scherpen}@rug.nl).*

^{**} *Control & Intelligent Processing Center of Excellence, School of Electrical and Computer Engineering, University of Tehran, Tehran, Iran (e-mail: yazdan@ut.ac.ir)*

Abstract: In this paper we present new (stochastic) passivity properties for Direct Current (DC) power networks, where the unknown and unpredictable load demand is modelled by a stochastic process. More precisely, the considered power network consists of distributed generation units supplying ZIP loads, *i.e.*, nonlinear loads comprised of impedance (Z), current (I) and power (P) components. Differently from the majority of the results in the literature, where each of these components is assumed to be constant, we consider time-varying loads whose dynamics are described by a class of stochastic differential equations. Finally, we prove that an existing distributed control scheme achieving current sharing and (average) voltage regulation ensures the asymptotic stochastic stability of the controlled network.

Keywords: DC power networks, Nonlinear systems, Stochastic modelling, Passivity theory.

1. INTRODUCTION

Power networks are typically classified into Direct Current (DC) and Alternating Current (AC) networks, which are interconnected clusters of Distributed Generation Units (DGUs), loads and energy storage devices. The recent wide spread of renewable energy sources, electronic appliances and batteries (including electric vehicles) motivates the design and operation of DC networks, which are generally more efficient and reliable than AC networks (Justo et al. (2013)), attracting growing interest.

In order to guarantee a proper and safe functioning of the overall network and the appliances connected to it, the main goal in DC networks is voltage stabilization (see for instance Jeltsema and Scherpen (2004); Mayo-Maldonado and Rapisarda (2015); Sadabadi et al. (2018); Nahata et al. (2018); Iovine et al. (2018); Alsmadi et al. (2018); Monshizadeh et al. (2018); Machado et al. (2018); Cucuzzella et al. (2019a)). Moreover, as different DGUs may generally have different generation (or storage) capacities, an additional goal is to (fairly) share the total demand of the network among its DGUs (see for instance Tucci et al. (2018); Cucuzzella et al. (2019b); Trip et al. (2019); De Persis et al. (2018); Martinelli et al. (2019)). This goal is usually called power or current sharing and its achievement does not generally permit to regulate the voltage at each node towards the corresponding pre-specified reference value. Consequently, different forms of voltage regulation have been proposed in the literature, where for instance the average value of the voltages of the

whole microgrid is controlled towards a desired setpoint (see for instance Tucci et al. (2018); Cucuzzella et al. (2019b); Trip et al. (2019)).

1.1 Motivation and contributions

In all these works the load components are assumed to be constant. However, it is well known that electric loads are in practice time-varying and, due to the random and unpredictable diversity of usage patterns, it is more realistic to consider unknown time-varying loads described for instance by stochastic processes (see for instance Silani et al. (2019); Hua et al. (2018); Verdejo et al. (2016)). In Wilson et al. (2014), a control scheme is proposed to regulate the renewable energy sources and energy storage devices of a DC network with stochastic Z loads. The control strategy requires the design of a filter for estimating the load resistance. A cascade control system for the energy management of DC microgrids with I loads is presented in Pavkovic et al. (2016), where the proposed control scheme includes an adaptive estimation of the quasi-stochastic load current profiles. In Cingoz et al. (2017), a droop control scheme is designed for DC microgrids with stochastic Z loads. Moreover, in some papers, the Stochastic Differential Equations (SDEs) have been used for modeling the loads and other uncertainties in power system networks (see for instance Qiu et al. (2008); Dong et al. (2012); Milano and Zárate-Miñano (2013)). In Qiu et al. (2008), the random load characteristic is considered to develop a stochastic model for voltage stability analysis. A stochastic power system model based on

stochastic differential equations is presented in Dong et al. (2012) to consider the uncertain factors such as load levels and system faults. In Milano and Zárte-Miñano (2013), a systematic and general approach to model power systems as continuous stochastic differential-algebraic equations is proposed and it justifies the need for stochastic models in power system analysis.

In this paper, (i) each component of the ZIP load is modeled as the sum of an unknown constant and the solution to a stochastic differential equation describing the load dynamics; (ii) sufficient conditions for the stochastic passivity of the open-loop system are presented, facilitating the interconnection with passive control systems; (iii) the asymptotic stochastic stability of the power network controlled by the distributed control scheme proposed by Trip et al. (2019) is proved.

1.2 Outline

The paper is organized as follows. The DC network model is introduced in Section 2. In Section 3, the control problem is formulated. In Section 4, the stochastic dynamics of the ZIP loads are introduced and the stochastic passivity properties of the considered DC network are shown, then the stochastic stability of the closed-loop system with an existing controller is proved. The simulation results are presented and discussed in Section 5, while some conclusions and future research directions are gathered in Section 6.

1.3 Notation

The set of real numbers is denoted by \mathbb{R} . The set of positive (nonnegative) real numbers is denoted by $\mathbb{R}_{>0}$ ($\mathbb{R}_{\geq 0}$). Let $\mathbf{0}$ be the vector of all zeros or the null matrix of suitable dimension(s) and let $\mathbf{1}_n \in \mathbb{R}^n$ be the vector containing all ones. The i -th element of vector x is denoted by x_i . A steady-state solution to the system $\dot{x} = \zeta(x)$, is denoted by \bar{x} , i.e., $\mathbf{0} = \zeta(\bar{x})$. Moreover, given a signal (or parameter) σ , σ^* denotes that σ is a constant signal (or parameter), while $\hat{\sigma}$ denotes that σ is a stochastic process. Given a vector $x \in \mathbb{R}^n$, $[x] \in \mathbb{R}^{n \times n}$ indicates the diagonal matrix whose diagonal entries are the components of x . Let $A \in \mathbb{R}^{n \times n}$ be a matrix. In case A is a positive definite (positive semi-definite) matrix, we write $A > \mathbf{0}$ ($A \geq \mathbf{0}$). The $n \times n$ identity matrix is denoted by \mathbb{I}_n and the vector consisting of all ones is denoted by $\mathbf{1}_n$.

2. DC NETWORK MODEL

In this section, we introduce the model of the considered DC network comprising of Distributed Generation Units (DGUs), loads and transmission lines (Tucci et al. (2018); Cucuzzella et al. (2019b); Trip et al. (2019)). Fig. 1 illustrates the structure of the considered DC microgrid and Table 1 reports the description of the used symbols. Let $\mathcal{G} = (\mathcal{V}, \mathcal{E})$ be a connected and undirected graph that describes the considered DC network. The nodes and the edges are denoted by $\mathcal{V} = \{1, \dots, n\}$ and $\mathcal{E} = \{1, \dots, m\}$, respectively. Then, the topology of the microgrid is represented by the corresponding incidence matrix $\mathcal{A} \in \mathbb{R}^{n \times m}$.

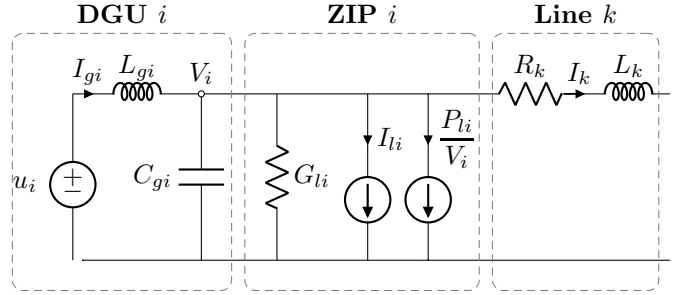


Fig. 1. Electrical scheme of DGU i , ZIP load i and transmission line k , with $i \in \mathcal{V}$ and $k \in \mathcal{E}$.

Table 1. Description of symbols

G_{li}	Unknown conductance load
I_{li}	Unknown current load
P_{li}	Unknown power load
I_{gi}	Generated current
V_i	Load voltage
I_k	Line current
u_i	Control input
L_k	Line inductance
R_k	Line resistance
C_{gi}	Shunt capacitor
L_{gi}	Filter inductance

Let the ends of each transmission line k be arbitrarily labeled with a ‘-’, or a ‘+’, then \mathcal{A} can be defined as

$$\mathcal{A}_{ik} = \begin{cases} +1 & \text{if } i \text{ is the positive end of } k \\ -1 & \text{if } i \text{ is the negative end of } k \\ 0 & \text{otherwise.} \end{cases} \quad (1)$$

Before presenting the dynamics of the overall network, we first introduce and discuss the models of each component of the network.

DGU model: The dynamic model of DGU $i \in \mathcal{V}$ is described by

$$\begin{aligned} L_{gi} \dot{I}_{gi} &= -V_i + u_i \\ C_{gi} \dot{V}_i &= I_{gi} - I_{li}(V_i) - \sum_{k \in \mathcal{E}_i} I_k, \end{aligned} \quad (2)$$

where $I_{gi}, V_i, I_k, u_i : \mathbb{R}_{\geq 0} \rightarrow \mathbb{R}$, $L_{gi}, C_{gi} \in \mathbb{R}_{>0}$ and \mathcal{E}_i is the set of the lines incident to node i . Moreover, $I_{li} : \mathbb{R} \rightarrow \mathbb{R}$ represents the current demand of load i possibly depending on the voltage V_i .

Load model: In this work, we consider a general *non-linear* and *stochastic* load model including the parallel combination of the following *unknown* load components¹:

- (1) impedance component (Z): $G_{li}^* + \hat{G}_{li}$,
- (2) current component (I): $I_{li}^* + \hat{I}_{li}$,
- (3) power component (P): $P_{li}^* + \hat{P}_{li}$,

where $G_{li}^*, I_{li}^*, P_{li}^* \in \mathbb{R}_{>0}$ are *unknown* constants and $\hat{G}_{li}, \hat{I}_{li}, \hat{P}_{li} : \mathbb{R}_{\geq 0} \rightarrow \mathbb{R}$ are stochastic processes, the dynamics of which will be introduced in Section 4. To refer

¹ Note that for the sake of notation simplicity we prefer to use the load conductance G_{li} instead of the load impedance $Z_{li} = G_{li}^{-1}$.

to the load types above, the letters Z, I and P, respectively, are often used in the literature (see for instance De Persis et al. (2018)). We also use Z^* , I^* and P^* to denote the unknown constant components of the load². Therefore, in presence of ZIP loads, $I_{li}(V_i)$ in (2) is given by

$$I_{li}(V_i) = (G_{li}^* + \hat{G}_{li})V_i + I_{li}^* + \hat{I}_{li} + V_i^{-1}(P_{li}^* + \hat{P}_{li}). \quad (3)$$

Line model: The dynamics of the current I_k exchanged between nodes i and j are described by

$$L_k \dot{I}_k = (V_i - V_j) - R_k I_k, \quad (4)$$

where $R_k, L_k \in \mathbb{R}_{>0}$.

Now, the dynamics of the overall network can be written compactly as

$$\begin{aligned} L_g \dot{I}_g &= -V + u \\ C_g \dot{V} &= I_g + AI - [G_l]V - I_l - [V]^{-1}P_l \\ L\dot{I} &= -\mathcal{A}^\top V - RI, \end{aligned} \quad (5)$$

where $I_g, V, u : \mathbb{R}_{\geq 0} \rightarrow \mathbb{R}^n$, $I : \mathbb{R}_{\geq 0} \rightarrow \mathbb{R}^m$, $L_g, C_g \in \mathbb{R}_{>0}^{n \times n}$ and $R, L \in \mathbb{R}_{>0}^{m \times m}$. Moreover, $G_l = G_l^* + \hat{G}_l$, $I_l = I_l^* + \hat{I}_l$ and $P_l = P_l^* + \hat{P}_l$, where $G_l^*, I_l^*, P_l^* \in \mathbb{R}_{>0}^n$ represent the constant components of the load and $\hat{G}_l, \hat{I}_l, \hat{P}_l : \mathbb{R}_{\geq 0} \rightarrow \mathbb{R}^n$ the stochastic parts. These dynamics are discussed in Section 4, where we assume that their steady-state solutions are equal to zero.

3. PROBLEM FORMULATION

In this section, we introduce the main control goals of this paper, *i.e.*, current sharing and average voltage regulation. Assuming that the stochastic components of the ZIP loads are zero at the steady-state, we notice that for a constant input $u = u^*$, the steady-state solution $(\bar{I}_g, \bar{V}, \bar{I})$ to (5) satisfies

$$\bar{V} = u^* \quad (6a)$$

$$I_l^* + [G_l^*]\bar{V} + [\bar{V}]^{-1}P_l^* - \bar{I}_g = \mathcal{A}\bar{I} \quad (6b)$$

$$\bar{I} = -R^{-1}\mathcal{A}^\top \bar{V}. \quad (6c)$$

Because of different generation capacities, it is reasonable to require that the total load demand of the microgrid is fairly shared among all the different generation units as $q_i \bar{I}_{gi} = q_j \bar{I}_{gj}$, $\forall i, j \in \mathcal{V}$, where q_i has inverse relationship with the capacity of DGU i . Then, we define the first goal concerning the steady-state value of the generated current as follows:

Goal 1. (Current sharing).

$$\lim_{t \rightarrow \infty} I_g(t) = \bar{I}_g = Q^{-1} \mathbf{1}_n i_g^*, \quad (7)$$

where $Q = \text{diag}(q_1, \dots, q_n)$, $q_i \in \mathbb{R}_{>0}$, $\forall i \in \mathcal{V}$ and i_g^* any constant value satisfying at the steady-state $i_g^* = \frac{\mathbf{1}_n^\top ((G_l^*)\bar{V} + I_l^* + [\bar{V}]^{-1}P_l^*)}{\mathbf{1}_n^\top Q^{-1} \mathbf{1}_n}$. Indeed, the latter implies that at the steady-state the total generated current is equal to the total load demand, *i.e.*, $\mathbf{1}_n^\top \bar{I}_g = \mathbf{1}_n^\top I_l(\bar{V})$.

Now, we observe that achieving Goal 1, does not generally allow to perform also voltage regulation. Indeed, the achievement of current sharing generally implies voltage differences between the nodes of the microgrid. As a

² For instance, in presence of a Z^*IP^* load, we have $I_{li}(V_i) = G_{li}^*V_i + I_{li}^* + \hat{I}_{li} + V_i^{-1}P_{li}^*$.

consequence, a particular form of voltage regulation has been proposed in the literature, where the (weighted) average of the steady-state voltages is regulated towards the (weighted) average of the voltage references (Cucuzzella et al. (2019b); Trip et al. (2019)). Then, the second goal concerning the steady-state value of the voltages is defined as follows:

Goal 2. (Average voltage regulation).

$$\lim_{t \rightarrow \infty} \mathbf{1}_n^\top Q^{-1}V(t) = \mathbf{1}_n^\top Q^{-1}\bar{V} = \mathbf{1}_n^\top Q^{-1}V^*, \quad (8)$$

V_i^* being the voltage reference at node $i \in \mathcal{V}$.

Before showing the stochastic properties of the controlled network, we assume that there exists a steady-state solution to (5):

Assumption 1. (Steady-state solution). There exists a constant input u^* and a steady-state solution $(\bar{I}_g, \bar{V}, \bar{I})$ to (5) satisfying (6) and achieving Goals 1 and 2.

4. STOCHASTIC PASSIVITY OF DC NETWORKS

In this section, we introduce the dynamics of the stochastic components of the load, *i.e.*, \hat{I}_l , \hat{P}_l and \hat{G}_l , respectively, and verify the stochastic passivity of the open-loop system. Finally, we prove that the control scheme proposed by Trip et al. (2019) ensures the asymptotic stochastic stability of the controlled network.

First, we notice that the stochastic terms in (5) enter in a multiplicative manner. For this reason, an appropriate mathematical framework such as the Ito calculus framework, should be adopted to analyze such a model. Therefore, we recall for the readers' convenience the definitions of stochastic differential equation and stochastic passivity through the Ito calculus framework (Astrom (1970); Khasminskii et al. (2011); Wu et al. (2011); van Handel et al. (2007)).

Definition 1. (Stochastic differential equation). We define a stochastic differential equation (SDE) as

$$dx(t) = f(x, u)dt + g(x)dw(t), \quad (9)$$

where $f(x, u) \in \mathbb{R}^N$ and $g(x) \in \mathbb{R}^{N \times M}$ are locally Lipschitz, $x(t) \in \mathbb{R}^N$ is the state vector, $u(t) \in \mathbb{R}^P$ is the input of the system and $w(t) \in \mathbb{R}^M$ is the standard Brownian motion vector. In the following, we define the Ito derivative (Astrom (1970); Khasminskii et al. (2011); Wu et al. (2011); van Handel et al. (2007)).

Definition 2. (Ito derivative). Consider a storage function $S(x)$, which is twice continuously differentiable. Then, $\mathcal{L}S(x)$ denotes the Ito derivative of $S(x)$ along the SDE (9), *i.e.*,

$$\mathcal{L}S(x) = \frac{\partial S(x)}{\partial x} f(x, u) + \frac{1}{2} \text{tr}\{g^\top(x) \frac{\partial^2 S(x)}{\partial x^\top \partial x} g(x)\}. \quad (10)$$

Now, for the readers' convenience, we introduce the concept of stochastic passivity (Khasminskii et al. (2011); Wu et al. (2011); van Handel et al. (2007)).

Definition 3. (Stochastic passivity). Consider system (9) with output $y = h(x)$. Assume that the deterministic and stochastic terms of the SDE (9) at the equilibrium point are identical to zero, *i.e.*, $f(\bar{x}, u^*) = g(\bar{x}) = \mathbf{0}$. Then, system (9) is said to be stochastically passive with respect to the supply rate $u^\top y$ if there exists a twice continuously

differentiable positive semi-definite storage function $S(x)$ satisfying

$$\mathcal{L}S(x) \leq u^\top y, \quad \forall (x, u) \in \mathbb{R}^N \times \mathbb{R}^P. \quad (11)$$

Now, in the following subsections we introduce the dynamics of the stochastic load components, which we model via an SDE in the Ito calculus framework. More precisely, we adopt the well-known Ornstein-Uhlenbeck process (Karatzas and Shreve (1991)), which is indeed widely used for the description of physical phenomena (see for instance Verdejo et al. (2016)). For the sake of exposition, we first consider Z^*IP^* loads, *i.e.*, only the load current is described by a stochastic process. Later, we extend the results also to Z^*IP and ZIP loads, respectively.

4.1 Z^*IP^* loads

In this subsection, we consider Z^*IP^* loads type, *i.e.*, equation (3) becomes $I_{li}(V_i) = G_{li}^*V_i + I_{li}^* + \hat{I}_{li} + V_i^{-1}P_{li}^*$, where the SDE describing the dynamics of \hat{I}_{li} is given by

$$d\hat{I}_{li} = -\mu_{I_{li}}\hat{I}_{li}dt + \sigma_{I_{li}}\hat{I}_{li}dw_i, \quad (12)$$

where $\mu_{I_{li}}$ and $\sigma_{I_{li}}$ are positive constants. As mentioned in Section 3, it can be noticed that the deterministic and stochastic parts of (12) at the equilibrium point are identical to zero. Now, in order to verify a passivity property of the considered network, we introduce an assumption on the parameters of the SDE (12) and restrict the trajectories to be inside a subset of the state-space.

Assumption 2. (Condition on the parameters of (12)). For all $i \in \mathcal{V}$, the stochastic parameters of (12) satisfy

$$\mu_{I_i} > \frac{1}{2}\sigma_{I_i}^2 - \frac{1}{2}\mathbb{1}_n, \quad (13)$$

where $\mu_{I_i} = \text{diag}\{\mu_{I_{i1}}, \dots, \mu_{I_{in}}\}$ and $\sigma_{I_i} = \text{diag}\{\sigma_{I_{i1}}, \dots, \sigma_{I_{in}}\}$.

Let us define the set $\Omega_{Z^*IP^*} := \{(I_g, V, I, \hat{I}_l) : \frac{1}{2}([G_l^*] - \Pi^{-1}) - [P_l^*][V]^{-1}[\bar{V}]^{-1} > 0\}$. Then, the stochastic passivity property of system (5) with Z^*IP^* loads is verified via the following lemma:

Lemma 1. (Stochastic passivity of (5), (12)). Let Assumption 2 hold and $\Omega_{Z^*IP^*}$ be nonempty. System (5) with Z^*IP^* loads and \hat{I}_l given by (12) is stochastically (shifted) passive with respect to the storage function

$$\begin{aligned} S_{Z^*IP^*}(I_g, V, I, \hat{I}_l) &= \frac{1}{2}(I_g - \bar{I}_g)^\top L_g(I_g - \bar{I}_g) \\ &\quad + \frac{1}{2}(V - \bar{V})^\top C_g(V - \bar{V}) \\ &\quad + \frac{1}{2}(I - \bar{I})^\top L(I - \bar{I}) + \frac{1}{2}\hat{I}_l^\top \Pi \hat{I}_l, \end{aligned} \quad (14)$$

and supply rate $(I_g - \bar{I}_g)^\top(u - u^*)$ for all the trajectories $(I_g, V, I, \hat{I}_l) \in \Omega_{Z^*IP^*}$, where Π is a (suitable) positive definite diagonal constant matrix of appropriate dimensions and $(\bar{I}_g, \bar{V}, \bar{I})$ satisfies (6).

Proof. The Ito derivative of the storage function (14) satisfies

$$\begin{aligned} \mathcal{L}S_{Z^*IP^*} &= (I_g - \bar{I}_g)^\top(u - u^*) - (I - \bar{I})^\top R(I - \bar{I}) \\ &\quad - \hat{I}_l^\top(\mu_{I_l} - \frac{1}{2}\sigma_{I_l}^2 - \frac{1}{2}\mathbb{1}_n)\Pi\hat{I}_l \\ &\quad - \frac{1}{2}(\Pi^{-\frac{1}{2}}(V - \bar{V}) + \Pi^{\frac{1}{2}}\hat{I}_l)^\top(\Pi^{-\frac{1}{2}}(V - \bar{V}) \\ &\quad + \Pi^{\frac{1}{2}}\hat{I}_l) - (V - \bar{V})^\top(\frac{1}{2}([G_l^*] - \Pi^{-1}) \\ &\quad - [P_l^*][V]^{-1}[\bar{V}]^{-1})(V - \bar{V}), \end{aligned} \quad (15)$$

along the solutions to (5), (12). Then, we can conclude that $\mathcal{L}S_{Z^*IP^*}(x) \leq (u - u^*)^\top(I_g - \bar{I}_g)$ for all the trajectories $(I_g, V, I, \hat{I}_l) \in \Omega_{Z^*IP^*}$. ■

Remark 1. (Z^*I load). We observe that in presence of only Z^*I loads, the result provided in Lemma 1 can be strengthened. Indeed, the absence of P loads implies that the system (5), (12) is stochastically passive for any sufficiently large Π .

4.2 Z^*IP loads

In this subsection, we consider Z^*IP loads type, *i.e.*, equation (3) becomes $I_{li}(V_i) = G_{li}^*V_i + I_{li}^* + \hat{I}_{li} + V_i^{-1}(P_{li}^* + \hat{P}_{li})$, where the SDE describing the dynamics of \hat{P}_{li} is given by

$$d\hat{P}_{li} = -\mu_{P_{li}}\hat{P}_{li}dt + \sigma_{P_{li}}\hat{P}_{li}dw_i, \quad (16)$$

where $\mu_{P_{li}}$ and $\sigma_{P_{li}}$ are positive constants. Also in this case, we notice that the equilibrium points of the deterministic and stochastic parts of (16) are zero. Now, in order to verify a passivity property of the considered network, we introduce an assumption on the parameters of the SDE (16) and restrict the trajectories to be inside a subset of the state-space.

Assumption 3. (Condition on the parameters of (16)). For all $i \in \mathcal{V}$, the stochastic parameters of (16) satisfy

$$\mu_{P_i} > \sigma_{P_i}^2, \quad (17)$$

where $\mu_{P_i} = \text{diag}\{\mu_{P_{i1}}, \dots, \mu_{P_{in}}\}$ and $\sigma_{P_i} = \text{diag}\{\sigma_{P_{i1}}, \dots, \sigma_{P_{in}}\}$.

Let us define the set $\Omega_{Z^*IP} := \{(I_g, V, I, \hat{I}_l, \hat{P}_l) : \frac{1}{2}([G_l^*] - \Pi^{-1}) - [P_l^*][V]^{-1}[\bar{V}]^{-1} - \frac{1}{2}\Sigma\mu_{P_l}[V]^{-2} > 0\}$. Then, the stochastic passivity property of system (5) with Z^*IP loads is verified via the following lemma:

Lemma 2. (Stochastic passivity of (5), (12), (16)). Let Assumptions 2, 3 hold and Ω_{Z^*IP} be nonempty. System (5) with Z^*IP loads and \hat{I}_l, \hat{P}_l given by (12), (16) is stochastically (shifted) passive with respect to the storage function

$$S_{Z^*IP}(I_g, V, I, \hat{I}_l, \hat{P}_l) = S_{Z^*IP^*}(I_g, V, I, \hat{I}_l) + \frac{1}{2}\hat{P}_l^\top \Sigma \hat{P}_l, \quad (18)$$

and supply rate $(I_g - \bar{I}_g)^\top(u - u^*)$ for all the trajectories $(I_g, V, I, \hat{I}_l, \hat{P}_l) \in \Omega_{Z^*IP}$, where Σ is a (suitable) positive-definite diagonal constant matrix of appropriate dimensions.

Proof. The Ito derivative of the storage function (18) satisfies

$$\begin{aligned}
\mathcal{L}S_{Z^*IP} = & (I_g - \bar{I}_g)^\top (u - u^*) - (I - \bar{I})^\top R(I - \bar{I}) - \hat{I}_l^\top (\mu_{I_l} \\
& - \frac{1}{2}\sigma_{I_l}^2 - \frac{1}{2}\mathbb{I}_n)\Pi\hat{I}_l - \frac{1}{2}(\Pi^{-\frac{1}{2}}(V - \bar{V}) \\
& + \Pi^{\frac{1}{2}}\hat{I}_l)^\top (\Pi^{-\frac{1}{2}}(V - \bar{V}) + \Pi^{\frac{1}{2}}\hat{I}_l) \\
& - \frac{1}{2}\hat{P}_l^\top (\mu_{P_l} - \sigma_{P_l}^2)\Sigma\hat{P}_l - \frac{1}{2}\left(\Sigma^{\frac{1}{2}}\mu_{P_l}^{\frac{1}{2}}\hat{P}_l \right. \\
& \left. - \Sigma^{-\frac{1}{2}}\mu_{P_l}^{-\frac{1}{2}}(-\mathbf{1}_n^\top + \bar{V}^\top[V]^{-1})^\top\right)^\top \\
& \left(\Sigma^{\frac{1}{2}}\mu_{P_l}^{\frac{1}{2}}\hat{P}_l - \Sigma^{-\frac{1}{2}}\mu_{P_l}^{-\frac{1}{2}}(-\mathbf{1}_n^\top + \bar{V}^\top[V]^{-1})^\top\right) \\
& - (V - \bar{V})^\top \left(\frac{1}{2}([G_l^*] - \Pi^{-1}) - [P_l^*][V]^{-1}[\bar{V}]^{-1} \right. \\
& \left. - \frac{1}{2}\Sigma\mu_{P_l}[V]^{-2}\right)(V - \bar{V}), \tag{19}
\end{aligned}$$

along the solutions to (5), (12), (16). Then, we can conclude that $\mathcal{L}S_{Z^*IP}(x) \leq (u - u^*)^\top (I_g - \bar{I}_g)$ for all trajectories $(I_g, V, I, \hat{I}_l, \hat{P}_l) \in \Omega_{Z^*IP}$. ■

4.3 ZIP loads

In this subsection, we finally consider ZIP loads, where the SDE describing the dynamics of \hat{G}_{li} is given by

$$d\hat{G}_{li} = -\mu_{G_{li}}\hat{G}_{li}dt + \sigma_{G_{li}}\hat{G}_{li}dw_i, \tag{20}$$

where $\mu_{G_{li}}$ and $\sigma_{G_{li}}$ are positive constants. Also in this case, the deterministic and stochastic parts of (20) at the equilibrium point are identical to zero. Now, in order to verify a passivity property of the considered network, we introduce an assumption on the parameters of the SDE (20) and restrict the trajectories to be inside a subset of the state-space.

Assumption 4. (Condition on the parameters of (20)). For all $i \in \mathcal{V}$, the stochastic parameters of (20) satisfy

$$\mu_{G_l} > \sigma_{G_l}^2, \tag{21}$$

where $\mu_{G_l} = \text{diag}\{\mu_{G_{l1}}, \dots, \mu_{G_{ln}}\}$ and $\sigma_{G_l} = \text{diag}\{\sigma_{G_{l1}}, \dots, \sigma_{G_{ln}}\}$.

Let us define the set $\Omega_{ZIP} := \{(I_g, V, I, \hat{I}_l, \hat{P}_l, \hat{G}_l) : \frac{1}{2}([G_l^*] - \Pi^{-1}) - [P_l^*][V]^{-1}[\bar{V}]^{-1} - \frac{1}{2}\Sigma\mu_{P_l}[V]^{-2} - [V - \bar{V}]^2\Lambda\mu_{G_l} > 0\}$. Then, the stochastic passivity property of system (5) with ZIP loads is verified via the following lemma.

Lemma 3. (Stochastic passivity of (5), (12), (16), (20)). Let Assumptions 2–4 hold and Ω_{ZIP} be nonempty. System (5), with $\hat{I}_l, \hat{P}_l, \hat{G}_l$ given by (12), (16), (20) is stochastically (shifted) passive with respect to the storage function

$$S_{ZIP}(I_g, V, I, \hat{I}_l, \hat{P}_l, \hat{G}_l) = S_{Z^*IP}(I_g, V, I, \hat{I}_l, \hat{P}_l) + \frac{1}{2}\hat{G}_l^\top \Lambda \hat{G}_l, \tag{22}$$

and supply rate $(I_g - \bar{I}_g)^\top (u - u^*)$ for all the trajectories $(I_g, V, I, \hat{I}_l, \hat{P}_l, \hat{G}_l) \in \Omega_{ZIP}$, where Λ is a (suitable) positive-definite diagonal constant matrix of appropriate dimensions.

Proof. The Ito derivative of the storage function (22) satisfies

$$\begin{aligned}
\mathcal{L}S_{ZIP} = & (I_g - \bar{I}_g)^\top (u - u^*) - (I - \bar{I})^\top R(I - \bar{I}) \\
& - \hat{I}_l^\top (\mu_{I_l} - \frac{1}{2}\sigma_{I_l}^2 - \frac{1}{2}\mathbb{I}_n)\Pi\hat{I}_l \\
& - \frac{1}{2}(\Pi^{-\frac{1}{2}}(V - \bar{V}) + \Pi^{\frac{1}{2}}\hat{I}_l)^\top (\Pi^{-\frac{1}{2}}(V - \bar{V}) \\
& + \Pi^{\frac{1}{2}}\hat{I}_l) - \frac{1}{2}\hat{P}_l^\top (\mu_{P_l} - \sigma_{P_l}^2)\Sigma\hat{P}_l \\
& - \frac{1}{2}\left(\Sigma^{\frac{1}{2}}\mu_{P_l}^{\frac{1}{2}}\hat{P}_l - \Sigma^{-\frac{1}{2}}\mu_{P_l}^{-\frac{1}{2}}(-\mathbf{1}_n^\top + \bar{V}^\top[V]^{-1})^\top\right)^\top \\
& \left(\Sigma^{\frac{1}{2}}\mu_{P_l}^{\frac{1}{2}}\hat{P}_l - \Sigma^{-\frac{1}{2}}\mu_{P_l}^{-\frac{1}{2}}(-\mathbf{1}_n^\top + \bar{V}^\top[V]^{-1})^\top\right) \\
& - \frac{1}{2}\hat{G}_l^\top (\mu_{G_l} - \sigma_{G_l}^2)\Lambda\hat{G}_l - \frac{1}{2}\left(\Lambda^{\frac{1}{2}}\mu_{G_l}^{\frac{1}{2}}\hat{G}_l \right. \\
& \left. + \Lambda^{-\frac{1}{2}}\mu_{G_l}^{-\frac{1}{2}}(V - \bar{V})(V - \bar{V})^\top\mathbf{1}_n\right)^\top \left(\Lambda^{\frac{1}{2}}\mu_{G_l}^{\frac{1}{2}}\hat{G}_l \right. \\
& \left. + \Lambda^{-\frac{1}{2}}\mu_{G_l}^{-\frac{1}{2}}(V - \bar{V})(V - \bar{V})^\top\mathbf{1}_n\right) - (V - \bar{V})^\top \\
& \left(\frac{1}{2}([G_l^*] - \Pi^{-1}) - [P_l^*][V]^{-1}[\bar{V}]^{-1} - \frac{1}{2}\Sigma\mu_{P_l}[V]^{-2} \right. \\
& \left. - [V - \bar{V}]^2\Lambda\mu_{G_l}\right)(V - \bar{V}), \tag{23}
\end{aligned}$$

along the solutions to (5), (12), (16), (20). Then, we can conclude that $\mathcal{L}S_{Z^*IP}(x) \leq (u - \bar{u})^\top (I_g - \bar{I}_g)$ for all trajectories $(I_g, V, I, \hat{I}_l, \hat{P}_l, \hat{G}_l) \in \Omega_{ZIP}$. ■

Remark 2. (Sufficient conditions) We observe that for large Π and small Σ, Λ , the sufficient conditions for Ω_{ZIP} to be nonempty are similar to the (well-known) sufficient conditions provided in the literature for DC networks with (non-stochastic) $Z^*I^*P^*$ loads, *i.e.*, high voltage and large values of the load conductance (De Persis et al. (2018); Nahata et al. (2018); Monshizadeh et al. (2018); Cucuzzella et al. (2019a)).

4.4 Closed-loop analysis

In this subsection, we consider the distributed controllers proposed by Trip et al. (2019) and show that the closed-loop system is asymptotically stochastically stable, achieving at the steady state Goals 1 and 2. Before introducing the controller proposed by Trip et al. (2019), we recall for the readers' convenience the definition of (asymptotic) stochastic stability (Astrom (1970); Khasminskii et al. (2011); Wu et al. (2011); van Handel et al. (2007)).

Definition 4. ((Asymptotic) stochastic stability). System (9) is (asymptotically) stochastically stable if a twice continuously differentiable positive definite Lyapunov function $S : \mathbb{R}^N \rightarrow \mathbb{R}_{>0}$ exists such that $\mathcal{L}S$ is (negative definite) negative semi-definite.

Now, for the sake of completeness, we report below the controller proposed by Trip et al. (2019) for $i \in \mathcal{V}$, *i.e.*,

$$\begin{aligned}
\tau_{\xi_i}\dot{\xi}_i &= - \sum_{j \in \mathcal{N}_i^{com}} \rho_{ij}(q_i I_{gi} - q_j I_{gj}) \\
\tau_{\eta_i}\dot{\eta}_i &= -\eta_i + I_{gi} \\
u_i &= -K_i(I_{gi} - \eta_i) + q_i \sum_{j \in \mathcal{N}_i^{com}} \rho_{ij}(\xi_i - \xi_j) + V_i^*. \tag{24}
\end{aligned}$$

where $\tau_{\xi_i}, \tau_{\eta_i}, K_i \in \mathbb{R}_{>0}$ are design parameters and \mathcal{N}_i^{com} is the set of DGUs communicating with DGU i via a communication network (possibly different from the

electric network), where $\rho_{ij} \in \mathbb{R}_{>0}$ are the edge weights. The distributed controller (24) can be written compactly for all $i \in \mathcal{V}$ as

$$\tau_\xi \dot{\xi} = -\mathcal{L}^{com} Q I_g \quad (25a)$$

$$\tau_\eta \dot{\eta} = -\eta + I_g \quad (25b)$$

$$u = -K(I_g - \eta) + Q\mathcal{L}^{com}\xi + V^*, \quad (25c)$$

where τ_ξ, K, τ_η are positive definite diagonal matrices of appropriate dimensions and \mathcal{L}^{com} is the weighted Laplacian matrix associated with the communication network.

In the following theorem, we show that the closed-loop system is asymptotically stochastically stable and the average voltage regulation and current sharing goals are attained.

Theorem 1. (Closed-loop analysis). Let Assumptions 1–4 hold and Ω_{ZIP} be non-empty. System (5) with $\hat{I}_l, \hat{P}_l, \hat{G}_l$ given by (12), (16), (20) and controlled by (25) is asymptotically stochastically stable and achieves Goals 1 and 2 for all the trajectories $(I_g, V, I, \hat{I}_l, \hat{P}_l, \hat{G}_l) \in \Omega_{ZIP}$.

Proof. Let $x := (I_g, V, I, \hat{I}_l, \hat{P}_l, \hat{G}_l, \xi, \eta)$ and consider the following storage function

$$S(x) = S_{ZIP}(I_g, V, I, \hat{I}_l, \hat{P}_l, \hat{G}_l) + \frac{1}{2}(\xi - \bar{\xi})^\top \tau_\xi (\xi - \bar{\xi}) + \frac{1}{2}(\eta - \bar{\eta})^\top \tau_\eta (\eta - \bar{\eta}), \quad (26)$$

The Ito derivative of the storage function (26) satisfies

$$\begin{aligned} \mathcal{L}S = & (I_g - \eta)^\top K(I_g - \eta) - (I - \bar{I})^\top R(I - \bar{I}) \\ & - \hat{I}_l^\top (\mu_{I_l} - \frac{1}{2}\sigma_{I_l}^2 - \frac{1}{2}\mathbb{I}_n) \Pi \hat{I}_l \\ & - \frac{1}{2}(\Pi^{-\frac{1}{2}}(V - \bar{V}) + \Pi^{\frac{1}{2}}\hat{I}_l)^\top (\Pi^{-\frac{1}{2}}(V - \bar{V}) \\ & + \Pi^{\frac{1}{2}}\hat{I}_l) - \frac{1}{2}\hat{P}_l^\top (\mu_{P_l} - \sigma_{P_l}^2) \Sigma \hat{P}_l \\ & - \frac{1}{2} \left(\Sigma^{\frac{1}{2}} \mu_{P_l}^{\frac{1}{2}} \hat{P}_l - \Sigma^{-\frac{1}{2}} \mu_{P_l}^{-\frac{1}{2}} (-\mathbf{1}_n^\top + \bar{V}^\top [V]^{-1})^\top \right)^\top \\ & \left(\Sigma^{\frac{1}{2}} \mu_{P_l}^{\frac{1}{2}} \hat{P}_l - \Sigma^{-\frac{1}{2}} \mu_{P_l}^{-\frac{1}{2}} (-\mathbf{1}_n^\top + \bar{V}^\top [V]^{-1})^\top \right) \\ & - \frac{1}{2} \hat{G}_l^\top (\mu_{G_l} - \sigma_{G_l}^2) \Lambda \hat{G}_l - \frac{1}{2} \left(\Lambda^{\frac{1}{2}} \mu_{G_l}^{\frac{1}{2}} \hat{G}_l \right. \\ & \left. + \Lambda^{-\frac{1}{2}} \mu_{G_l}^{-\frac{1}{2}} (V - \bar{V})(V - \bar{V})^\top \mathbf{1}_n \right)^\top \left(\Lambda^{\frac{1}{2}} \mu_{G_l}^{\frac{1}{2}} \hat{G}_l \right. \\ & \left. + \Lambda^{-\frac{1}{2}} \mu_{G_l}^{-\frac{1}{2}} (V - \bar{V})(V - \bar{V})^\top \mathbf{1}_n \right) - (V - \bar{V})^\top \\ & \left(\frac{1}{2}([G_l^*] - \Pi^{-1}) - [P_l^*][V]^{-1}[\bar{V}]^{-1} - \frac{1}{2}\Sigma\mu_{P_l}[V]^{-2} \right. \\ & \left. - [V - \bar{V}]^2 \Lambda \mu_{G_l} \right) (V - \bar{V}), \end{aligned} \quad (27)$$

along the solutions to the closed-loop system (5), (12), (16), (20), (25). Then, it follows that $\mathcal{L}S \leq 0$, for all the trajectories $(I_g, V, I, \hat{I}_l, \hat{P}_l, \hat{G}_l) \in \Omega_{ZIP}$. Then, as a preliminary result we can conclude that the solutions to the closed-loop system (5), (12), (16), (20), (25) are bounded. Moreover, according to LaSalle's invariance principle, these solutions converge to the largest invariant set contained in $\Psi := \{I_g, I, V, \hat{I}_l, \hat{P}_l, \hat{G}_l, \xi, \eta : I_g = \eta, I = \bar{I}, V = \bar{V}, \hat{I}_l = \hat{P}_l = \hat{G}_l = \mathbf{0}\}$. Hence, the behavior of the closed-loop system (5), (12), (16), (20), (25) on the set Ψ can be described by

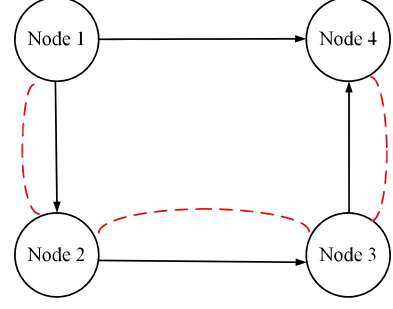


Fig. 2. Topology of DC microgrid. The arrows denote the positive direction of I_g ; the dashed lines represent the communication links.

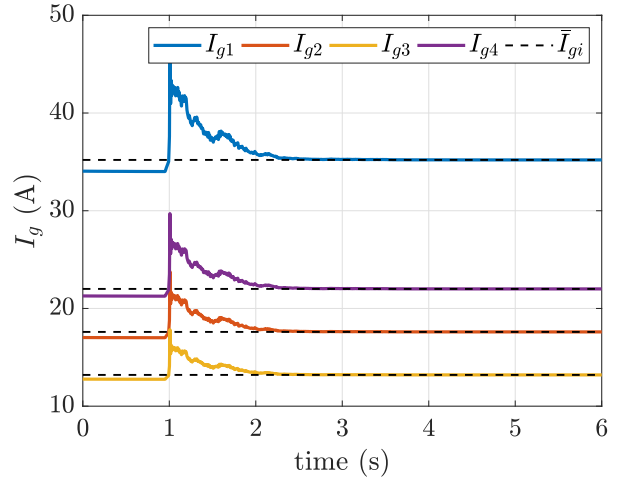


Fig. 3. The generated current at different nodes.

$$L_g \dot{I}_g = -\bar{V} + Q\mathcal{L}^{com}\xi + V^* \quad (28a)$$

$$\mathbf{0} = I_g + \mathcal{A}\bar{I} - I_l^* - [G_l^*]\bar{V} - [\bar{V}]^{-1}P_l^* \quad (28b)$$

$$\mathbf{0} = -\mathcal{A}^\top \bar{V} - R\bar{I} \quad (28c)$$

$$d\hat{I}_l = \mathbf{0} \quad (28d)$$

$$d\hat{P}_l = \mathbf{0} \quad (28e)$$

$$d\hat{G}_l = \mathbf{0} \quad (28f)$$

$$\tau_\xi \dot{\xi} = -\mathcal{L}^{com} Q I_g \quad (28g)$$

$$\tau_\eta \dot{\eta} = \mathbf{0}. \quad (28h)$$

It follows from (28h) that η is constant on the largest invariant set. Then, I_g is also constant. Since I_g is constant, it follows from (28g) that $\mathcal{L}^{com} Q I_g$ is also constant, implying that ξ would increase unbounded if $\mathcal{L}^{com} Q I_g \neq \mathbf{0}$, contradicting the preliminary result on the boundedness of the solutions. Then, $\mathcal{L}^{com} Q I_g$ must necessarily be equal to zero, implying that the goal of current sharing is achieved (see Goal 1). Since I_g is constant, we can pre-multiply (28a) by $\mathbf{1}_n^\top Q^{-1}$ and obtain $\mathbf{1}_n^\top Q^{-1} \bar{V} = \mathbf{1}_n^\top Q^{-1} V^*$, *i.e.*, average voltage regulation (see Goal 2). ■

Note that, in analogy with Theorem 1 and by virtue of Lemmas 1 and 2, similar results can be proved for the cases of Z^*IP^* and Z^*IP loads, respectively.

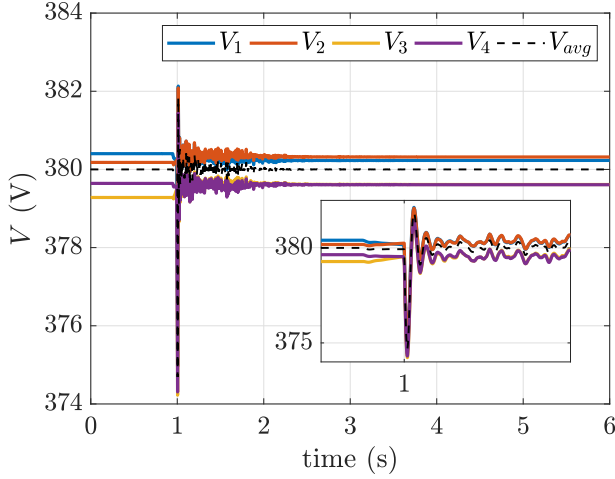


Fig. 4. Voltage of PCC at different nodes.

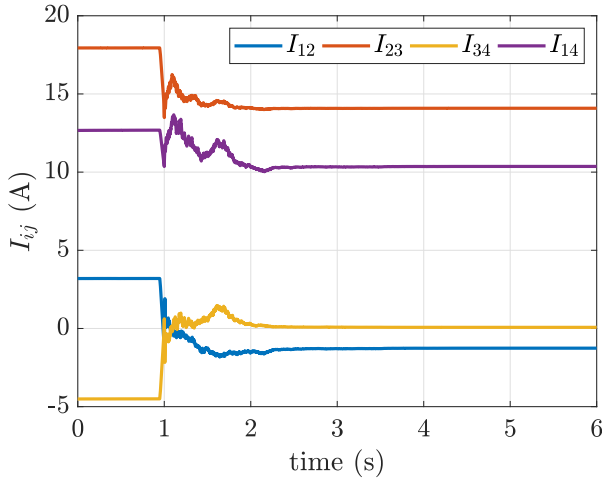


Fig. 5. The line currents.

5. SIMULATION RESULTS

In this section, the performance of the proposed method is evaluated via a case study example. We consider the closed-loop system (5), (12), (16), (20), (25) describing a DC network composed of 4 nodes (*i.e.*, DGUs) depicted in Fig. 2. The parameters of the DC network are taken from Cucuzzella et al. (2019b). The parameters of the controllers are chosen as $K_i = 0.4$, $\tau_{\eta i} = 0.005$, $\tau_{\xi i} = 1$, $i = 1, \dots, 4$. The initial values of P_i^* are $[25, 10, 25, 20]$. Their variations at the time instant $t = 1s$ are $\Delta P_i^* = [8, 5, -8, 3]$, while the initial values of I_l^* and G_l^* are $[0.07, 0.045, 0.06, 0.08]$ and $[8, 4, 5, 12]$. The stochastic parameters related to the load current, power and conductance are selected as $\mu_{I_{li}} = 2.5$, $\sigma_{I_{li}} = 1$, $\mu_{P_{li}} = 2$, $\sigma_{P_{li}} = 0.7$, $\mu_{G_{li}} = 1.3$, $\sigma_{G_{li}} = 0.2$, $i = 1, \dots, 4$, respectively. Fig. 3 illustrates the currents generated by each DGU. We can see that the generated currents converge to the values that ensure fair current sharing (dashed lines). Moreover, Fig. 4 shows the voltage at the PCC of each node. It can be seen that the weighted average voltage (dashed line) converges to the weighted average of the desired voltages, *i.e.*, 380 V. The current flows through the transmission lines are represented in Fig. 5.

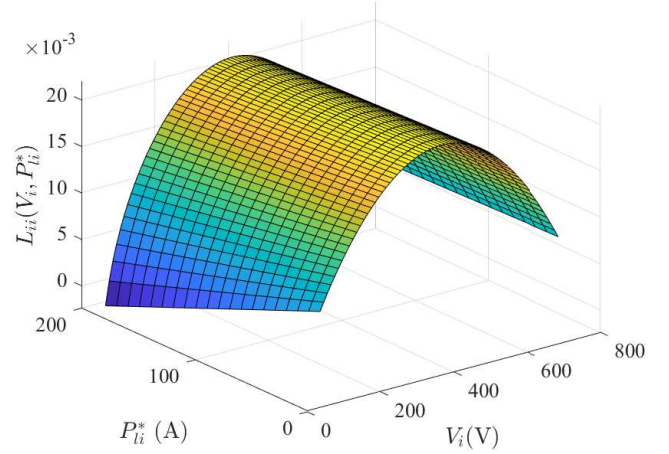


Fig. 6. The simulation of $L_{ii}(V_i, P_{li}^*)$ for different V_i and P_{li}^* .

To investigate the size in practice of the set Ω_{ZIP} , we consider $L(V, P_l^*) := \frac{1}{2}([G_l^*] - \Pi^{-1}) - [P_l^*][V]^{-1}[V]^{-1} - \frac{1}{2}\Sigma\mu_{P_l}[V]^{-2} - [V - \bar{V}]^2\Lambda\mu_{G_l}$, with $\Pi = 10^3\mathbb{I}_n$, $\Sigma = \Lambda = 10^{-7}\mathbb{I}_n$, $[G_l^*] = 0.045\mathbb{I}_n$. Fig. 6 illustrates $L_{ii}(V_i, P_{li}^*)$ for different values of V_i and P_{li}^* , where $i = 2$. It can be seen that $L_{ii}(V_i, P_{li}^*) > 0$ for a wide range of V_i and P_{li}^* , *i.e.*, $V_i \in [60, 800]$, and $P_{li}^* \in [5, 200]$. Therefore, the stability of the system is guaranteed for a wide range of operating conditions. Moreover, we notice that by increasing the value of Π_{ii} or decreasing the values of Σ_{ii} and Λ_{ii} , the range of V_i and P_{li}^* can be enlarged. Furthermore, we notice that these constant matrices are parameters of the Lyapunov function and do not affect the parameters of the used controller.

6. CONCLUSIONS

In this paper, we have considered stochastic dynamics for the impedance (Z), current (I) and power (P) components of ZIP loads in DC power network. Then, we have verified the stochastic passivity of the considered system. In order to achieve average voltage regulation and current sharing, we have used an existing distributed control scheme, proving the asymptotic stochastic stability of overall system. Future research includes the modeling of the ZIP loads as exo-systems and using output regulation methods to tackle the problem of (average) voltage regulation and current sharing in DC networks.

REFERENCES

- Alsmadi, Y. M., Utkin, V., Haj-ahmed, M. A., and Xu, L. (2018). Sliding mode control of power converters: DC/DC converters. *International Journal of Control*, 91(11), 2472-2493.
- Astrom, K. J., (1970). Introduction to stochastic control theory. *Academic press New York and London*.
- Cingoz, F., Elrayyah, A., and Sozer, Y. (2017). Optimized Settings of Droop Parameters Using Stochastic Load Modeling for Effective DC Microgrids Operation. *IEEE Transaction On Industry Application*, 53(2), 1358-1371.
- Cucuzzella, M., Lazzari, R., Kawano, Y., Kosaraju, K. C., and Scherpen, J. M. A. (2019a). Robust Passivity-

- Based Control of Boost Converters in DC Microgrids. *58th IEEE Conference on Decision and Control (CDC 2019)*, 73, 161-170.
- Cucuzzella, M., Trip, S., De Persis, C., Cheng, X., Ferrara, A., and van der Schaf, A. J. (2019b). A Robust Consensus Algorithm for Current Sharing and Voltage Regulation in DC Microgrids. *IEEE Transactions on Control Systems Technology*, 27(4), 1583-1595.
- De Persis, C., Weitenberg, E. R., and Dorfler, F. (2018). A power consensus algorithm for DC microgrids. *Automatica*, 89, 364-375.
- Dong, Z. Y., Zhao, J. H., and Hill, D. J., (2012). Numerical Simulation for Stochastic Transient Stability Assessment. *IEEE Transaction on Power Systems*, 27(4), 1741-1749.
- Hua, H., Qin, Y., and Cao, J. (2018). Coordinated Frequency Control for Multiple Microgrids in Energy Internet: A Stochastic H_∞ Approach. *IEEE Innovative Smart Grid Technologies - Asia (ISGT Asia)*.
- Iovine, A., Damm, G., De Santis, E., Di Benedetto, M. D., Galai-Dol, L., and Pepe, P. (2018). Voltage Stabilization in a DC MicroGrid by an ISS-like Lyapunov Function implementing Droop Control. *2018 European Control Conference (ECC)*.
- Jeltsema, D. and Scherpen, J. M. A. (2004). Tuning of passivity-preserving controllers for switched-mode power converters. *IEEE Transactions on Automatic Control*, 49(8), 1333-1344.
- Justo, J. J., Mwasilu, F., Lee, J., and Jung, J. W. (2013). AC-microgrids versus DC-microgrids with distributed energy resources: A review. *Renewable and Sustainable Energy Reviews*, 24, 387-405.
- Karatzas, I. and Shreve, S. E. (1991). Brownian Motion and Stochastic Calculus. *Springer*.
- Khasminskii, R., Milstein, G.N., and Nevelson, M.B. (2011). Stochastic Stability of Differential Equations. *Springer*.
- Machado, J. E., Arocas-Perez, J., He, W., Ortega, R. and Grino, R. (2018). Active Damping of a DC Network with a Constant Power Load: An Adaptive Passivity-based Control Approach. *arXiv preprint: 1809.04920*.
- Mayo-Maldonado, J. C., and Rapisarda, P., A systematic approach to constant power load stabilization by passive damping. In *2015 54th IEEE Conference on Decision and Control (CDC)*, 1346-1351.
- Martinelli, A., La Bella, A., and Scattolini, R. (2019). Secondary Control Strategies for DC Islanded Microgrids Operation. In *2019 18th European Control Conference (ECC)*, 897-902.
- Milano, F., and Zárate-Miñano, R. (2013). A Systematic Method to Model Power Systems as Stochastic Differential Algebraic Equations. In *IEEE Transaction on Power Systems*, 28(4), 4537-4544.
- Monshizadeh, P., Machado, J. E., Ortega, R., and van der Schaft, A. J. (2018). Power-controlled hamiltonian systems: Application to electrical systems with constant power loads. *arXiv preprint: 1802.02483*.
- Nahata, P., Soloperto, R., Tucci, M., Martinelli, A., and Ferrari Trecate, G. (2018). A Passivity-Based Approach to Voltage Stabilization in DC Microgrids with ZIP loads. *Infoscience EPFL scientific publications*.
- Pavkovic, D., Lobrovic, M., Hrgetic, M., Komljenovic, A. (2016). A design of cascade control system and adaptive load compensator for battery/ultracapacitor hybrid energy storage-based direct current microgrid. *Energy Conversion and Management*, 114, 154-168.
- Qiu, Y., Zhao, J., and Chiang, H. D., (2008). Effects of the Stochastic Load Model on Power System Voltage Stability Based on Bifurcation Theory. *IEEE/PES Transmission and Distribution Conference and Exposition*.
- Sadabadi, M. S., Shafiee, Q., and Karimi, A. (2018). Plug-and-play robust voltage control of DC microgrids. *IEEE Transactions on Smart Grid*, 9(6), 6886-6896.
- Silani, A., Yazdanpanah, M. J. (2019). Distributed Optimal Microgrid Energy Management with Considering Stochastic Load. *IEEE Transactions on Sustainable Energy*, 10(2), 729-737.
- Trip, S., Cucuzzella, M., Cheng, X., and Scherpen, J. M. A. (2019). Distributed Averaging Control for Voltage Regulation and Current Sharing in DC Microgrids. *IEEE Control Systems Letters*, 3(1), 174-179.
- Tucci, M., Meng, L., Guerrero, J. M., and Ferrari-Trecate, G. (2018). Stable current sharing and voltage balancing in DC microgrids: A consensus based secondary control layer. *Automatica*, 95, 1-13.
- van Handel, R. (2007). Stochastic Calculus, Filtering, and Stochastic Control, *Springer*.
- Verdejo, H., Awerkin, A., Saavedra, E., Kliemann, W., and Vargas, L. (2016). Stochastic modeling to represent wind power generation and demand in electric power system based on real data. *Applied Energy*, 173, 283-295.
- Wilson, D. G., Neely, J. C., Cook, M. A., Glover, S. F. (2014). Hamiltonian Control Design for DC Microgrids with Stochastic Sources and Loads with Applications. *International Symposium on Power Electronics, Electrical Drives, Automation and Motion*, 2014.
- Wu, Z., Cui, M., Xie, X., and Shi, P. (2011). Theory of Stochastic Dissipative Systems. *IEEE Transactions on Automatic Control*, 56(7), 2011.