

Origin, bifurcation structure and stability of localized states in Kerr dispersive optical cavities

P. PARRA-RIVAS*

*OPERA-photonics, Université libre de Bruxelles, 50 Avenue F. D. Roosevelt, CP 194/5,
B-1050 Bruxelles, Belgium*

*pparrari@ulb.ac.be

E. KNOBLOCH

Department of Physics, University of California, Berkeley CA 94720, USA

L. GELENS

*Laboratory of Dynamics in Biological Systems, KU Leuven Department of Cellular and
Molecular Medicine, University of Leuven, B-3000 Leuven, Belgium*

AND

D. GOMILA

*Instituto de Física Interdisciplinar y Sistemas Complejos, IFISC (CSIC-UIB), Campus
Universitat de les Illes Balears, E-07122 Palma de Mallorca, Spain*

[Received on 8 October 2020]

Localized coherent structures can form in externally-driven dispersive optical cavities with a Kerr-type nonlinearity. Such systems are described by the Lugiato-Lefever equation, which supports a large variety of dynamical solutions. Here, we review our current knowledge on the formation, stability and bifurcation structure of localized structures in the one-dimensional Lugiato-Lefever equation. We do so by focusing on two main regimes of operation: anomalous and normal second-order dispersion. In the anomalous regime, localized patterns are organized in a homoclinic snaking scenario, which is eventually destroyed, leading to a foliated snaking bifurcation structure. In the normal regime, however, localized structures undergo a different type of bifurcation structure, known as collapsed snaking.

Keywords: Bifurcation structure, homoclinic snaking, collapsed snaking, nonlinear optics

2000 Math Subject Classification: 34K30, 35K57, 35Q80, 92D25

1. Introduction

Localized dissipative structures, hereafter referred to as LSs, emerge in a vast variety of systems out of thermodynamic equilibrium, ranging from plasma physics and plant ecology to nonlinear optics and biology (Akhmediev & Ankiewicz, 2008; Descalzi et al., 2011). The formation of such states is associated with a double balance, between nonlinearity and spatial coupling (e.g., diffusion, dispersion and/or diffraction) on the one hand, and energy dissipation and gain or driving on the other (Akhmediev & Ankiewicz, 2008). Therefore, the formation of LSs is not related to the presence of intrinsic inhomogeneities in the system. In nonlinear optics, the confinement of light in optical cavities may lead to the formation of LSs, which can be stationary or exhibit spatio-temporal dynamical behavior including oscillations, excitability, and chaos (Descalzi et al., 2011). In these cavities, the role of spatial coupling

is played either by beam diffraction or chromatic dispersion. In the first case, LSs have been studied in externally-driven diffractive nonlinear Kerr cavities (Scroggie et al., 1994; Firth & Lord, 1996; Firth et al., 2002). In this case, LSs consist of two-dimensional spots of light embedded in a homogeneous background, and they form in the plane transverse to the light propagation direction. These LSs are therefore commonly known as *spatial cavity solitons*. In the second case, one-dimensional LSs form in wave-guided dispersive Kerr cavities, such as fiber cavities, whispering gallery mode resonators, and micro-resonators, where the localization takes place along the propagation direction. In this context, LSs are typically called *temporal cavity solitons*. Temporal LSs were experimentally demonstrated for the first time by Leo et al. (2010) in the context of passive fiber cavities, and they were proposed as key elements for all-optical information buffering. After this initial observation, the interest in temporal LSs has grown rapidly, in part due to their application in frequency comb generation (Del’Haye et al., 2007; Kippenberg et al., 2011), which led in turn to the discovery of a wide range of different types of stationary and dynamical LSs (Leo et al., 2013a; Herr et al., 2014; Xue et al., 2015; Garbin et al., 2017).

Here, we review the origin, bifurcation structure and stability of the different types of temporal LSs arising in passive Kerr dispersive cavities in both anomalous and normal dispersion regimes. In the mean-field approximation, such cavities can be modeled by the well-known Lugiato-Lefever (LL) equation (Lugiato & Lefever, 1987; Chembo et al., 2017)

$$\partial_t A = -(1 + i\Delta)A + i\nu\partial_x^2 A + i|A|^2 A + S, \quad (1.1)$$

with periodic boundary conditions

$$A(L+x, t) = A(x, t), \quad \partial_x A(L+x, t) = \partial_x A(x, t) \quad (1.2)$$

corresponding to a periodic domain of (large) period L . Here A represents the normalized slowly varying amplitude of the electric field circulating in the cavity, Δ is the normalized intra-cavity phase detuning, and $S > 0$ is the normalized driving field amplitude or pump. The parameter $\nu = \pm 1$, with $\nu = 1$ for the anomalous dispersion regime and $\nu = -1$ for the normal regime. In the following, we focus on solutions of Eq. (1.1) that respect the reflection symmetry $x \rightarrow -x$ of the equation, but also study solutions that break this symmetry. We use Δ and S as control parameters, once ν is fixed, and take $L = 160$, solving Eq. (1.1) on the domain $-80 \leq x \leq 80$.

In optics, the LL equation was first derived in the context of passive diffractive Kerr cavities (Lugiato & Lefever, 1987), and later on it was used to describe dispersive Kerr cavities, such as fiber cavities (Haelterman et al., 1992), microresonators (Coen et al., 2013), and whispering gallery mode resonators (Chembo & Menyuk, 2013). However, the LL equation had in fact appeared even earlier in the context of plasma physics and condensed matter physics (Morales & Lee, 1974; Kaup & Newell, 1978).

In one spatial dimension, the appearance of LSs is usually related to the presence of bistability between two different, but coexisting states, and their formation is mediated by the locking or pinning of fronts or domain walls (DWs) corresponding to heteroclinic orbits in a spatial dynamics description of the system. One plausible situation is that an homogeneous state coexists with a subcritical Turing pattern (Tlidi et al., 1994). In this case, the locking of the DWs between such states leads to the formation of LSs consisting of a slug of the pattern embedded in a homogeneous background. Such structures are known as *localized patterns* (LPs). In the context of the LL equation [Eq. (1.1)], this scenario appears in the anomalous dispersion regime, where LSs arise in the form of *bright* LPs. A second situation is related to the presence of bistability between two different homogeneous states. A LS can then be seen as a portion of one homogeneous state embedded in the other (Coullet, 2002). This is the scenario that one encounters in the normal dispersion regime, where the typical LSs are *dark*.

Owing to different DW locking processes, the LSs exhibit bifurcation structures with distinct morphologies. In the anomalous regime, LPs undergo a *snakes-and-ladders* structure, whose main skeleton consists of two intertwined LP solution curves, which oscillate back-and-forth within a well-defined parameter range, while increasing the LP width. Due to its particular shape, this bifurcation structure is referred to as *homoclinic snaking*. The concept of homoclinic snaking goes back to the late 90s and the seminal paper *Heteroclinic tangles and homoclinic snaking in the unfolding of a degenerate reversible Hamiltonian Hopf bifurcation* where Woods and Champneys explain the formation of LPs through geometrical considerations, laying the foundations of an important new field of study (Woods & Champneys, 1999). In the normal regime, however, the dark LSs are organized differently, in the so-called *collapsed homoclinic snaking* structure, a structure that is related to the presence of oscillatory tails in the DW profiles (Knobloch & Wagenknecht, 2005). Our main concern in this article is to provide a detailed discussion of these two different bifurcation structures in the context of passive dispersive Kerr cavities. To do so we review the most relevant studies regarding this topic, before presenting in Sec. 4 new results that are essential to understanding the emergence of these scenarios.

The paper is organized as follows. In Sec. 2 we introduce the stationary problem, and start by studying the homogeneous steady states and their linear stability properties in the main regimes of operation (Sec. 2.1). We also present a spatial dynamical analysis of the system, where we identify the bifurcations from which LSs may emerge, and classify the different equilibria of the equation (Sec. 2.2). Next, in Sec. 3, we use multiscale perturbation methods to reduce Eq. (1.1) to different normal forms around each of the previously identified bifurcations, and use these to find time-independent small amplitude LS solutions. In Sec. 4 a similar reduction leads to the derivation of the normal form associated to an essential codimension-two bifurcation of the system whose unfolding contains both of the previous scenarios. Section 5 is then specifically devoted to the study of the anomalous regime, the formation of bright LSs and the different bifurcation structures associated with them. A similar study is presented in Sec. 6, this time focused on the normal regime, and on the formation and bifurcation structure of dark LSs. In Sec. 7 we present some of the oscillatory and chaotic dynamics scenarios associated with both regimes. Finally, Sec. 8 demonstrates the impact that the loss of spatial reversibility may have on the bifurcation structures previously discussed. The paper concludes with a brief summary in Sec. 9.

2. The stationary problem and spatial dynamics

In this work, we focus on the bifurcation structure and stability of the steady states, and therefore on solutions of the stationary LL equation:

$$i\nu \frac{d^2 A}{dx^2} - (1 + i\Delta)A + i|A|^2 A + S = 0, \quad (2.1)$$

or, equivalently,

$$[\mathcal{L} + \mathcal{N}] \begin{bmatrix} U \\ V \end{bmatrix} + \begin{bmatrix} S \\ 0 \end{bmatrix} = \begin{bmatrix} 0 \\ 0 \end{bmatrix}, \quad (2.2)$$

where the linear (\mathcal{L}) and nonlinear (\mathcal{N}) operators are given by

$$\mathcal{L} = \begin{bmatrix} -1 & \Delta \\ -\Delta & -1 \end{bmatrix} + \begin{bmatrix} 0 & -\nu \\ \nu & 0 \end{bmatrix} \partial_x^2, \quad \mathcal{N} = (U^2 + V^2) \begin{bmatrix} 0 & -1 \\ 1 & 0 \end{bmatrix} \begin{bmatrix} U \\ V \end{bmatrix}. \quad (2.3)$$

Here $A \equiv U + iV$. This stationary equation supports different types of steady states, such as spatially periodic, localized, and disordered states, as well as homogeneous or uniform states, which will be characterized in detail in the following section.

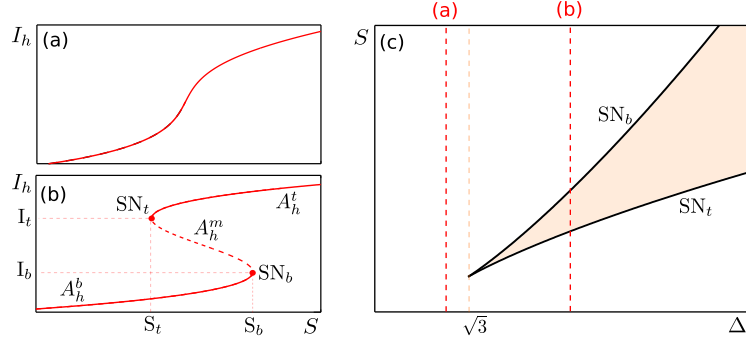


FIG. 1. Homogeneous steady state bifurcations and phase diagram. Depending on the value of Δ , $I_h \equiv |A_h|^2$ is either (a) single-valued ($\Delta < \sqrt{3}$) or (b) triple-valued ($\Delta > \sqrt{3}$). These two bifurcation diagrams correspond to cuts through the phase diagram indicated by the vertical red dashed lines in panel (c), where we see how the folds $\text{SN}_{b,t}$ annihilate in a cusp bifurcation as Δ decreases to $\sqrt{3}$. Within the light orange region, the system has three homogeneous states.

To fully understand the bifurcation structure of such states, it is essential to characterize their temporal linear stability. If A_s is a stationary state of the system, i.e., a solution of Eq. (2.1), its temporal stability can be computed by solving the eigenvalue problem

$$L\psi = \sigma\psi, \quad L \equiv \mathcal{L}(A_s) + \mathcal{D}\mathcal{N}(A_s), \quad (2.4)$$

obtained from the linearization of Eq. (1.1) about A_s , where $\mathcal{D}\mathcal{N}(A_s)$ is the functional derivative of \mathcal{N} with respect to A , and σ and ψ are, respectively, the eigenvalues and eigenfunctions of L . Linear stability can only be determined analytically when an exact or approximate solution for A_s is known, which is the case for the homogeneous state. When this is not possible, one can still determine stability, but this has to be done numerically by computing the eigenvalues of the Jacobian matrix obtained from L after spatial discretization.

2.1 Homogeneous steady state and linear stability analysis

The simplest steady state solution of Eq. (2.1) is obtained by imposing $\partial_x^2 A = 0$, and leads to the uniform or homogeneous steady state (HSS) solutions A_h , namely

$$A_h = U_h + iV_h, \quad U_h = \frac{S}{1 + (I_h - \Delta)^2}, \quad V_h \equiv \frac{(I_h - \Delta)S}{1 + (I_h - \Delta)^2}, \quad (2.5)$$

where $I_h \equiv |A_h|^2$ satisfies the classic cubic equation for optical bistability

$$I_h^3 - 2\Delta I_h^2 + (1 + \Delta^2)I_h = S^2. \quad (2.6)$$

For $\Delta < \sqrt{3}$, Eq. (2.6) is single-valued, and I_h is a monotonic function of S as shown in Fig. 1(a). However, for $\Delta > \sqrt{3}$, I_h is triple-valued [Fig. 1(b)]. In the latter case, I_h undergoes a pair of folds or saddle-node bifurcations $\text{SN}_{b,t}$ occurring at

$$I_{t,b} \equiv |A_{t,b}|^2 = \frac{2\Delta}{3} \pm \frac{1}{3}\sqrt{\Delta^2 - 3}, \quad (2.7)$$

with $I_b \leq I_t$, which are created through a cusp or hysteresis bifurcation that takes place at $\Delta = \sqrt{3}$. These saddle-node bifurcations connect three branches of HSS solutions labeled A_h^t , A_h^m and A_h^b . The cusp unfolding in the (Δ, S) -phase diagram is shown in Fig. 1(c). In the area between SN_t and SN_b , the three HSS solutions A_h^t , A_h^m and A_h^b coexist.

The temporal stability analysis of Eq. (1.1) around A_h follows on considering small perturbations of the form $(U, V) = (U_h, V_h) + \varepsilon(u_1, v_1) + \mathcal{O}(\varepsilon^2)$, where $(u_1, v_1) = (a_q, b_q)e^{iqx + \sigma t} + c.c.$, and $|\varepsilon| \ll 1$. Inserting this ansatz in Eq. (1.1) and keeping terms of $\mathcal{O}(\varepsilon)$, we obtain the perturbation growth rate

$$\sigma(q) = -1 \pm \sqrt{4I_h\Delta - 3I_h^2 - \Delta^2 + (4I_h - 2\Delta)vq^2 - q^4}. \quad (2.8)$$

Thus, A_h is stable against perturbations of a given wavenumber \bar{q} if $\text{Re}[\sigma(\bar{q})] < 0$, and unstable otherwise. The instability threshold corresponds to $\text{Re}[\sigma(q)]_{q_c} = 0$ and $d\text{Re}[\sigma(q)]_{q_c}/dq = 0$. These two conditions define the equations:

$$q_c^4 - v(4I_h - \Delta)q_c^2 + 3I_h^2 + \Delta^2 - 4I_h\Delta + 1 = 0, \quad q_c(q_c^2 - v(2I_h - \Delta)) = 0. \quad (2.9)$$

For homogeneous perturbations, or a system with no spatial extent (in practice a very small system), $q_c \equiv 0$ and A_h is always stable in the single-valued regime and exhibits bistability in the triple-valued regime (Fig. 1). In larger systems, however, $q_c \neq 0$ and the system undergoes a Turing instability (Turing, 1952) at $I_h = I_T$. In an infinite system $q_c = \sqrt{v(2 - \Delta)}$ and $I_T = 1$. In the context of nonlinear optics this instability is often referred to as a modulational instability (MI). Note that the Turing instability exists whenever $v(2 - \Delta) > 0$, and therefore if $v = 1$ ($v = -1$) the instability exists for $\Delta < 2$ ($\Delta > 2$).

In Fig. 2(a)-(d) we show how the stability of A_h changes as Δ varies in the anomalous regime ($v = 1$). The solid (dashed) lines represent stable (unstable) states, and the purple dot indicates the Turing instability. Similarly, panels (e)-(h) in Fig. 2 show the stability of A_h in the normal regime ($v = -1$) for the same values of Δ . Note that in the anomalous regime A_h^t is always unstable, but in the normal regime it is always stable. Thus, in the anomalous regime only A_h^b can be (partially) stable, while in the normal dispersion regime A_h^b and A_h^t can both be stable in certain ranges of parameters, and the system is then said to exhibit bistability. This fact is essential for understanding the different types of LSs arising in each of these scenarios, as well as their bifurcation structure.

2.2 The spatial dynamics picture

To understand the formation and origin of the different types of steady states arising in the system, it is convenient to recast the stationary equation (2.1) as a four-dimensional dynamical system

$$\frac{dy}{dx} = \mathcal{A}(\Delta)y + N(y; S), \quad y = (y_1, y_2, y_3, y_4)^T \equiv (U, V, U_x, V_x)^T, \quad (2.10)$$

with

$$\mathcal{A}(\Delta) \equiv \begin{bmatrix} 0 & 0 & 1 & 0 \\ 0 & 0 & 0 & 1 \\ \Delta & 1 & 0 & 0 \\ -1 & \Delta & 0 & 0 \end{bmatrix}, \quad N(y; S) \equiv \begin{bmatrix} 0 \\ 0 \\ -y_1 y_2^2 - y_1^3 \\ -y_2 y_1^2 - y_2^3 + S \end{bmatrix}, \quad (2.11)$$

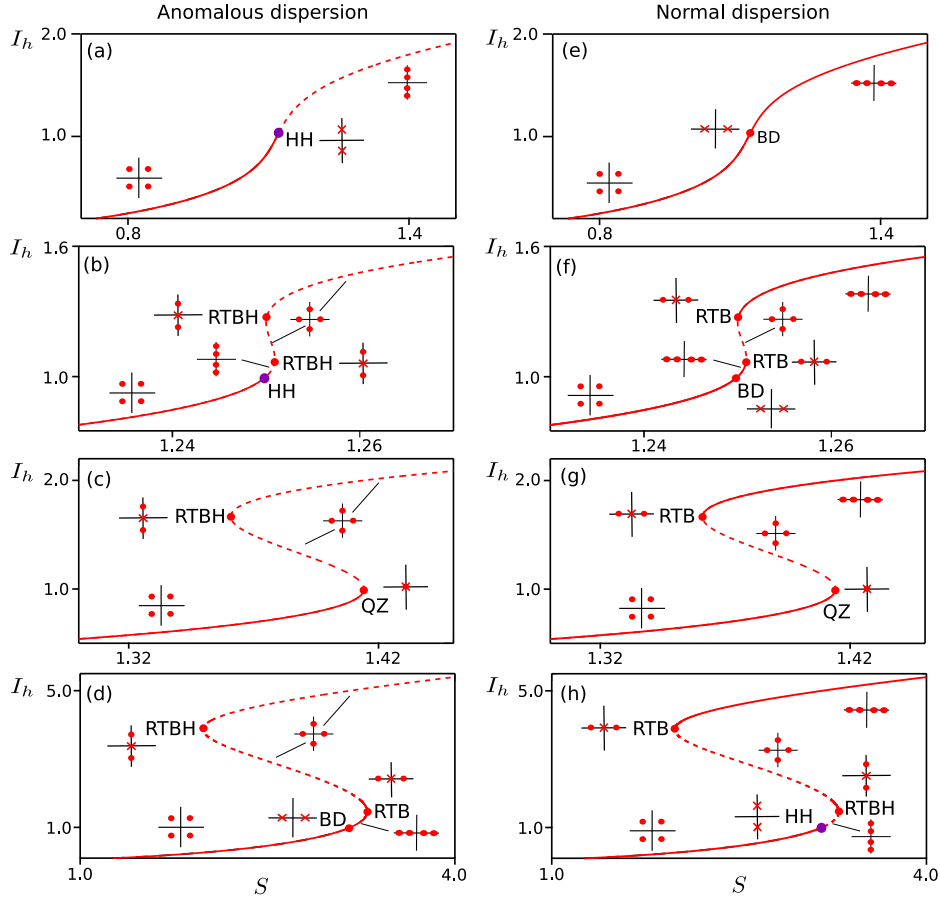


FIG. 2. Homogeneous steady states and their spatiotemporal linear stability. Panels (a)-(d) show the bifurcation diagram of A_h in the anomalous regime ($\nu = 1$) for $\Delta = 1.5, 1.75, 2.0, 2.5$. Panels (e)-(h) show the same for the normal regime ($\nu = -1$). Solid and dashed lines represent stable and unstable states, respectively. The different pictograms show the corresponding spatial eigenvalue configurations from Fig. 4. The spatial bifurcation HH (see text) corresponds to the Turing instability and is marked with a purple dot. Adapted from Parra-Rivas et al. (2018a).

and then analyze its phase-space dynamics. In the context of pattern forming systems, this technique is usually known as the *spatial dynamics* approach, and it allows one to understand the emergence of LSs from a dynamical systems perspective (Haragus & Iooss, 2011). Equation (1.1) is invariant under the spatial reflection $x \rightarrow -x$, which leads to the invariance of the dynamical system (2.10) under the involution

$$R(x, y_1, y_2, y_3, y_4) \mapsto (-x, y_1, y_2, -y_3, -y_4).$$

When this symmetry holds, the system is said to be *spatially reversible*. The equivalence between the spatial and temporal formulations permits one to establish a correspondence between the solutions of Eq. (2.1) and those of the dynamical system (2.10). This duality is shown schematically in Fig. 3 for the anomalous and normal regimes. For each regime, the left column shows the typical steady state solutions of Eq. (1.1), whereas the right column shows the equivalent orbits in the (y_3, y_1) -phase plane

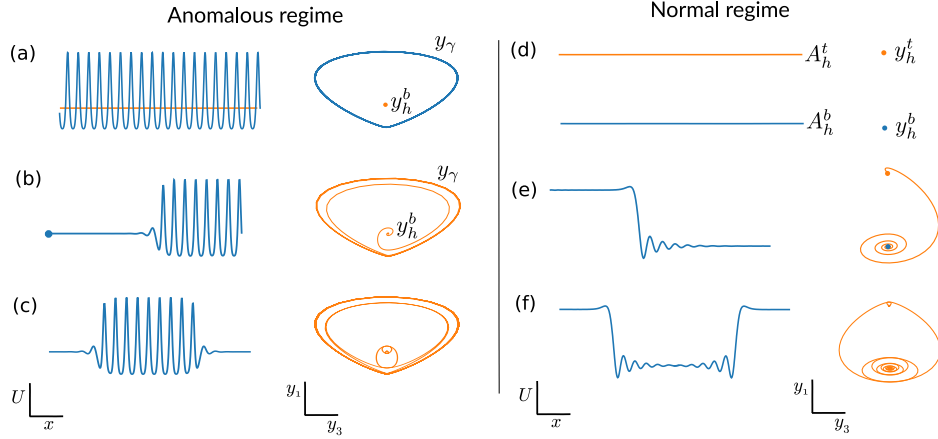


FIG. 3. Analogy between the stationary solutions of the Eq. (1.1) and the solution of the spatial dynamical system (2.10) in the anomalous and normal regime. For the solution of the LL equation we plot U as a function of x , while in the spatial dynamics counterpart we consider its projection on the (y_3, y_1) phase-plane.

projection associated with Eq. (2.10). In this picture, the homogeneous solution A_h^b corresponds to a fixed point $y_h^b = (U_h^b, V_h^b, 0, 0)$, while a spatially periodic state corresponds to a limit cycle y_γ . An interesting situation arises when different types of states (e.g., a fixed point and a cycle) coexist for the same set of parameters. Different types of *heteroclinic orbits* can then arise, corresponding to DWs or front solutions of Eq. (2.1), leading to the complex scenarios to be explained below.

In the anomalous regime, bistability between the subcritical periodic Turing state P and A_h^b [see Fig. 3(a)] leads to the emergence of fronts like that shown in Fig. 3(b), corresponding to a heteroclinic orbit connecting y_h^b and y_γ . These connections form as a result of a transverse or robust intersection between the unstable manifold of y_h^b ($W^u[y_h^b]$) and the stable manifold of y_γ ($W^s[y_\gamma]$); the robustness of this intersection is in turn a consequence of the dimensions of these manifolds, as further explained in Knobloch (2015). Furthermore, spatial reversibility implies a similar intersection between $W^u[y_\gamma]$ and $W^s[y_h^b]$, and hence the presence of a *heteroclinic cycle*; homoclinic orbits in $W^s[y_h^b] \cap W^u[y_h^b]$ accumulate on this cycle. An example of such an orbit is shown in Fig. 3(c), where the trajectory rotates several times around y_γ before returning to y_h^b . Solutions of this type correspond to *localized patterns* (LPs) containing a long plateau where the solution resembles the spatially periodic pattern shown in Fig. 3(b). Each rotation around y_γ generates an additional peak in the profile of the LP. These orbits approach or leave A_h^b in an oscillatory manner, leading to the appearance of oscillatory tails in the LP profile, and correspond to *Shilnikov* or *wild* homoclinic orbits (Champneys et al., 2007; Homburg & Sandstede, 2010). In contrast, orbits where the behavior around the fixed point is monotonic are known as *tame* homoclinic orbits, and correspond to a *spike* (Verschueren & Champneys, 2017).

The normal dispersion regime is very different as A_h^b and A_h^t can coexist in a stable way [see Fig. 3(d)]. As a result, heteroclinic orbits can arise from the intersection between $W^s[y_h^b]$ and $W^u[y_h^t]$, forming the DW shown in Fig. 3(e). As in the anomalous regime, spatial reversibility is responsible for the formation of a variety of homoclinic orbits such as that shown in Fig. 3(f). The formation of such LSs can be physically understood in terms of DWs that lock to one another, a mechanism which will be presented in Sec. 6.

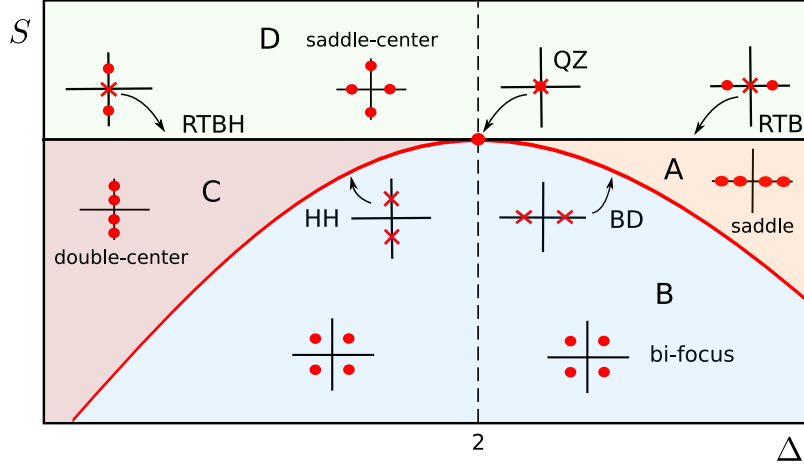


FIG. 4. Schematic unfolding of the QZ point in the (Δ, S) -parameter space. Below $\Delta = 2$, SN_b corresponds to a RTBH bifurcation, and the Turing instability to HH. At the QZ point ($\Delta = 2$), these bifurcations collide, and for $\Delta > 2$ SN_b becomes a RTB bifurcation and HH turns into a BD transition. These four lines organize the different type of equilibria of the system. Adapted from Champneys (1998).

The origin of the previous trajectories and their behavior near the fixed point y_h (i.e., A_h) can be understood by analyzing the spectrum of the linear operator $\mathcal{A} + \mathcal{D}N$ evaluated at y_h , which consists of the four spatial eigenvalues

$$\lambda = \pm \sqrt{(\Delta - 2I_h)v \pm \sqrt{I_h^2 - 1}}. \quad (2.12)$$

These eigenvalues lead to four different equilibrium configurations (regions A-D) depending on the values of the parameters Δ and I_h (or S). These four configurations are depicted in the phase diagram shown in Fig. 4, and are defined as follows: in A, y_h is a saddle (s) with eigenvalues $\lambda_{1,2} = \pm a_1$, $\lambda_{3,4} = \pm a_2$; in B, y_h is a bi-focus (bi- f) with the quartet of complex eigenvalues $\lambda_{1,2,3,4} = \pm a_0 \pm ib_0$; in C y_h is a double-center (dc) with imaginary eigenvalues $\lambda_{1,2} = \pm ib_1$, $\lambda_{3,4} = \pm ib_2$; and in D, y_h is a saddle-center (sc) with two real and two purely imaginary eigenvalues $\lambda_{1,2} = \pm a_0$, $\lambda_{3,4} = \pm ib_0$.

The transition from one region to an adjacent one occurs via the following codimension-one bifurcations or transitions:

- A Belyakov-Devaney (BD) transition occurs between regions A and region B. At this point the spatial eigenvalues are real: $\lambda_{1,2} = \pm a$, $\lambda_{3,4} = \pm a$.
- The transition between region B and region C is via a Hamiltonian-Hopf (HH) bifurcation, with purely imaginary eigenvalues: $\lambda_{1,2} = \pm iq_c$, $\lambda_{3,4} = \pm iq_c$.
- The transition between region A and region D is via a reversible Takens-Bogdanov (RTB) bifurcation with eigenvalues $\lambda_{1,2} = \pm a$, $\lambda_3 = \lambda_4 = 0$.
- The transition between region C and region D is via a reversible Takens-Bogdanov-Hopf (RTBH) bifurcation with eigenvalues $\lambda_{1,2} = \pm ib$, $\lambda_3 = \lambda_4 = 0$.

Note that the spatial eigenvalues given by Eq. (2.12) can also be obtained from Eq. (2.8) by imposing $\sigma(-i\lambda) = 0$. As a result, the HH bifurcation corresponds to a Turing instability, while RTB and

RTBH correspond to $SN_{b,t}$. This scenario is generic for reversible four-dimensional dynamical systems (Devaney, 1976; Champneys, 1998; Haragus & Iooss, 2011), and it is organized by a quadruple zero (QZ) codimension-two bifurcation satisfying $\lambda_1 = \lambda_2 = \lambda_3 = \lambda_4 = 0$ (Iooss, 1995). Here, the QZ occurs at $(\Delta, S) = (2, \sqrt{2})$, and it organizes the appearance of the different types of steady state solutions in the anomalous and normal regimes (Parra-Rivas et al., 2014b; Godey et al., 2014a). The transition between these different scenarios is shown in Fig. 2(a)-(d) for the anomalous regime, where I_h is plotted as a function of S for different representative values of Δ . Figure 2(e)-(h) shows the transition between the different regimes for the normal regime and the same values of Δ .

3. Weakly nonlinear localized state solutions

Close to the different spatial bifurcations discussed in Sec. 2, one can compute weakly nonlinear states using different approaches. One method consists in deriving the normal form associated to the dynamical system (2.10) around each of the spatial bifurcations, and solve the truncated system (Godey, 2017). However, one can also follow another approach where such weakly nonlinear states are obtained by applying multiscale perturbation theory to solve Eq. (2.2). In this section, we review the main results that one obtains using this last method, and we refer to Burke et al. (2008); Parra-Rivas et al. (2016b, 2018a) for a more detailed description.

Our two main bifurcation points of interest are the Turing bifurcation point (i.e., an HH spatial bifurcation) and the saddle-node bifurcation points $SN_{b,t}$. In the neighborhood of such bifurcations, weakly nonlinear time-independent states are captured by the ansatz:

$$A(x) - A_h \sim \varepsilon Z(X) e^{iq_c x} + c.c.,$$

where $\varepsilon \ll 1$ measures the parameter distance from the bifurcation, q_c is the characteristic wavenumber of the marginal mode at the bifurcation ($q_c = 0$ for the fold, and $q_c \neq 0$ for HH) and Z is an envelope function describing spatial modulation occurring at a larger scale $X = \varepsilon^\alpha x$, where α depends on each specific case. In the following, we split the stationary solutions as $(U, V)^T = (U_h, V_h)^T + (u(x, X), v(x, X))^T$, to separate the homogeneous part of the problem from the space-dependent one.

3.1 Weakly nonlinear states near the Hamiltonian-Hopf bifurcation

To compute the weakly nonlinear states near HH, we fix Δ , consider $S = S_c + \delta \varepsilon^2$, and propose the expansions $(U_h, V_h)^T = (U_c, V_c)^T + \varepsilon^2 (U_2^h, V_2^h)^T + \dots$, and $(u, v)^T = \varepsilon (u_1, v_1)^T + \varepsilon^2 (u_2, v_2)^T + \varepsilon^3 (u_3, v_3)^T + \dots$, where $(u_i, v_i)^T$ depend on both the short scale x and the long scale $X \equiv \varepsilon x$. Inserting these expansions into Eq. (2.2), keeping the terms of the same order in ε , and solving the resulting linear equations, we conclude that the asymptotic solution we are looking for can be written as

$$(U, V) \sim (U_c, V_c)^T + \frac{S - S_c}{\delta} (U_2, V_2) + \sqrt{\frac{S - S_c}{\delta}} (u_1, v_1), \quad S - S_c \rightarrow 0, \quad (3.1)$$

where $(U_c, V_c)^T$ is given by Eq. (2.5) evaluated at $I_h = I_c$. Here $(U_2, V_2)^T$ represents the leading order correction to the homogeneous solution, namely

$$(U_2, V_2)^T = \frac{\delta}{(\Delta^2 - 2\Delta + 2)(\Delta - 2)} (\Delta^2, 2 - \Delta^2 - \Delta)^T, \quad (3.2)$$

while the space-dependent correction reads

$$(u_1, v_1)^T = 2 \left(\frac{\Delta}{2-\Delta}, 1 \right)^T Z(X) \cos(q_c x + \varphi). \quad (3.3)$$

The amplitude $Z(X)$ is the solution of the time-independent normal form around HH,

$$C_1 Z_{XX} + \delta C_2 Z + C_3 Z^3 = 0, \quad (3.4)$$

with the coefficients

$$C_1 = -\frac{2(\Delta^2 - 2\Delta + 2)}{\Delta - 2}, \quad C_2 = \frac{2(\Delta^2 - 2\Delta + 2)^{\frac{3}{2}}}{(\Delta - 2)^4}, \quad C_3 = \frac{4(\Delta^2 - 2\Delta + 2)^2(30\Delta - 41)}{9(\Delta - 2)^6}. \quad (3.5)$$

When $Z(X) \equiv Z$, Eq. (3.4) leads to the constant solution $Z = \sqrt{-\delta C_2 / C_3}$, which corresponds to the spatially periodic pattern state

$$(U, V)^T - (U_h, V_h)^T \sim 2 \left(\frac{\Delta}{2-\Delta}, 1 \right)^T \sqrt{\frac{C_2}{C_3}(S_c - S)} \cos(q_c x + \varphi), \quad (3.6)$$

where φ is an arbitrary phase. Note that these solutions exist whenever $\Delta < 2$, and arise from HH sub- or supercritically depending on the sign of C_3 . The case with $C_3 > 0$ corresponds to $\Delta > 41/30$, and leads to a subcritical emergence of the pattern from HH (i.e., the pattern bifurcates towards $S < S_c$). In contrast, for $\Delta < 41/30$ the pattern arises supercritically, i.e., towards $S > S_c$. These results agree with those obtained previously by different authors when studying the dynamics of periodic Turing patterns near the HH point (Lugiato & Lefever, 1987; Miyaji et al., 2010; Périnet et al., 2017; Godey, 2017).

In the subcritical regime, solutions with a large scale modulation $Z \equiv Z(X)$ are present, and these are given by

$$Z(X) = \sqrt{\frac{-2\delta C_2}{C_3}} \operatorname{sech}\left(\sqrt{-\nu\delta C_2 / C_1} X\right), \quad (3.7)$$

corresponding to

$$(U, V)^T - (U_h, V_h)^T \sim 2 \left(\frac{\Delta}{2-\Delta}, 1 \right)^T \sqrt{\frac{-2C_2(S - S_c)}{C_3}} \operatorname{sech}\left(\sqrt{\frac{-\nu C_2(S - S_c)}{C_1}} x\right) \cos(q_c x + \varphi). \quad (3.8)$$

The spatial phase φ of the background periodic pattern remains arbitrary, and there is no locking with the envelope at any finite order in ε . However, calculations beyond all orders predict that two specific values of $\varphi = 0, \pi$ are selected, both preserving the reversibility symmetry $(x, A) \rightarrow (-x, A)$ of Eq. (1.1) (Melbourne, 1998; Burke & Knobloch, 2006; Kozyreff & Chapman, 2006; Chapman & Kozyreff, 2009; Kozyreff, 2012). Thus there are two types of localized weakly nonlinear solutions, one with a maximum at the center of the domain ($x = 0$), corresponding to $\varphi = 0$, and another with a minimum at $x = 0$, associated with $\varphi = \pi$. In the following we label such families of solutions as Γ_0 , and Γ_π , respectively.

3.2 Weakly nonlinear states near the saddle-node bifurcations $SN_{b,t}$

Next, we look for weakly nonlinear solutions around the saddle-node bifurcations $SN_r \equiv SN_{b,t}$, and focus on the case where they correspond to a RTB bifurcation. To do so, we again propose $S \approx S_r + \delta \varepsilon^2$, with $S_r \equiv S_{b,t}$, and the asymptotic expansions $(U_h, V_h)^T = (U_r, V_r)^T + \varepsilon (U_1^h, V_1^h)^T + \varepsilon^2 (U_2^h, V_2^h)^T + \dots$, and $(u, v)^T = \varepsilon (u_1, v_1)^T + \varepsilon^2 (u_2, v_2)^T + \dots$, where this time $(u_i, v_i)^T$ depend only on the long scale $X \equiv \sqrt{\varepsilon}x$. Proceeding similarly as in the previous case, we can compute asymptotic weakly nonlinear LSS, which take the leading order form

$$(U, V)^T = (U_r, V_r)^T + \sqrt{\frac{S - S_r}{\delta}} (U_1^h + u_1, V_1^h + v_1)^T, \quad (3.9)$$

where $(U_r, V_r)^T$ is given by Eq. (2.6) evaluated at $I_h = I_r \equiv I_{b,t}$, and (U_1^h, V_1^h) is the leading order correction to A_h , namely

$$(U_1^h, V_1^h)^T = \sqrt{\delta} \mu_r (1, \eta_r)^T, \quad \eta_r = -\frac{1}{2} (\Delta - I_r - 2U_r^2), \quad \mu_r = \mu_r^s \sqrt{\frac{\Upsilon_r^s}{|\Upsilon_r|}}, \quad (3.10)$$

with $\Upsilon_r = 3\eta_r^2 V_r + 2\eta_r U_r + V_r$, $\Upsilon_r^s = \text{sign}(\Upsilon_r)$, $\mu_b^s = -1$, and $\mu_t^s = 1$.

The space-dependent contribution is given by $(u_1, v_1)^T = (U_1^h, V_1^h) Z(X)$, where the amplitude $Z(X)$ is a solution of the time-independent normal form:

$$\frac{v\eta_r\mu_r}{\sqrt{\delta}} Z_{XX} + 2Z + Z^2 = 0. \quad (3.11)$$

This equation supports solutions of the form

$$Z(X) = -3 \text{sech}^2 \left(\frac{1}{2} \sqrt{\frac{-2\sqrt{\delta}}{v\eta_r\mu_r^s} \sqrt{\frac{|\Upsilon_r|}{\Upsilon_r^s}} X} \right), \quad (3.12)$$

corresponding to tame weakly nonlinear LSS

$$(U, V)^T - (U_h, V_h)^T \sim -3\mu_r \sqrt{S - S_r} (1, \eta_r)^T \text{sech}^2 \left(\frac{1}{2} \sqrt{C_r \sqrt{|S - S_r|} x} \right), \quad (3.13)$$

where the HSS term $(U_h, V_h)^T$ contains the contribution of $(U_{b,t}, V_{b,t})^T$ and $(U_1^h, V_1^h)^T$, and

$$C_r \equiv \frac{-2}{v\eta_r\mu_r^s} \sqrt{\frac{|\Upsilon_r| \text{sign}(S - S_r)}{\Upsilon_r^s}} \quad (3.14)$$

is a positive coefficient. Close to SN_b (i.e., $r = b$), and SN_t (i.e., $r = t$) C_r reduces to $C_b = 2\sqrt{|\Upsilon_b|}/v\eta_b$, and $C_t = -2\sqrt{|\Upsilon_t|}/v\eta_t$, respectively. Thus, tame homoclinic orbits of the form (3.13) arise from the spatial RTB bifurcation SN_b in the anomalous regime ($v = 1$) whenever $\Delta > 2$, and in the normal regime ($v = -1$) whenever $\sqrt{3} < \Delta < 2$. In contrast, such states emerge from SN_t only in the normal regime, but for any value of $\Delta > \sqrt{3}$.

When the folds $SN_{b,t}$ correspond to RTBH bifurcations the situation is rather more delicate (Hargus & Iooss, 2011). In this case, new states, commonly known as *generalized solitary waves*, may

be present. These states are biasymptotic to a spatially periodic state of constant but arbitrarily small amplitude. Embedded among these generalized solitary states are true homoclinic states or exponentially localized states with no oscillations in their tail, as described by Kolossovski et al. (2002). A proper computation of these states requires the application of a careful normal form approach to Eq. (2.10), as done by Godey (2017) in the context of Eq. (1.1). However, as found by Gandhi et al. (2018), the weakly nonlinear solution (3.13), obtained through formal multiscale perturbation analysis that ignores the center eigenvalues, may provide a good approximation to such states provided one replaces C_r in Eq. (3.13) by $|C_r|$. As far as we know, these types of states have not been studied in detail in the present context, and are left for a future work.

4. The origin of all localized structures: the quadruple-zero point

To completely understand the origin of the LSs, the different bifurcation scenarios, and the transition between them in both the anomalous and normal regimes, it is essential to unveil the dynamics emerging nearby the QZ codimension-two bifurcation. The first systematic study of the dynamical features of this point was carried out by Iooss (1995) in a scenario involving a trivial state. Here, however the QZ does not take place on a trivial state but on a non-trivial one. In this section, we reduce the LL equation (1.1) to the unfolded normal form associated with the QZ bifurcation. We show that this last equation captures the main local features of the system about QZ. In the following we focus on the anomalous regime and therefore fix $\nu = 1$.

The HSS A_h undergoes a QZ bifurcation at $(U_h^Q, V_h^Q)^T = (1/\sqrt{2}, -1/\sqrt{2})$ at the parameter space point $(\Delta, S) = (\Delta_Q, S_Q) \equiv (2, \sqrt{2})$. To explore the dynamics of the system around QZ we introduce a small parameter ε measuring the distance from this point, $\Delta = \Delta_Q + \varepsilon^2\beta$, and write $S = S_Q + \varepsilon^4\eta$ and $(U(x, t), V(x, t))^T = (U_h^Q, V_h^Q)^T + (u(x, t), v(x, t))$. We also introduce the slow scales $X \equiv \varepsilon x$ and $T \equiv \varepsilon^4 t$, and the scaling $(u, v) \rightarrow \varepsilon^4(u, v)$. Finally we expand the deviation from QZ as the power series in ε

$$(u, v) = \varepsilon(u_1, v_1) + \varepsilon^2(u_2, v_2) + \varepsilon^3(u_3, v_3) + \varepsilon^4(u_4, v_4) + \dots, \quad (4.1)$$

with (u_i, v_i) depending on X and T . Inserting this expansion in Eq. (1.1) and keeping all the terms at the same order in ε , one obtains at $\mathcal{O}(\varepsilon^4)$ the required normal form about the QZ point,

$$Z_T = -Z_{XXXX} + \beta Z_{XX} + Z^2 + \eta, \quad (4.2)$$

where $\beta \propto \Delta - \Delta_Q$, $\eta \propto S - S_Q$ are the two unfolding parameters, and $(u_4, v_4)^T = (\xi_1, \xi_2)^T Z(X, T)$, with $\xi_i \in \mathbb{R}$. This equation has gradient structure, and therefore temporal dynamical states are excluded. The simplest steady state is the HSS Z_h given by $Z_h = \pm\sqrt{-\eta}$, composed of two solution branches Z_h^\pm connected by a fold at $\eta = 0$ (see Fig. 5). For $\beta < 0$, the HSS undergo a Turing bifurcation at $Z_c = -\beta^2/8$ that gives rise to spatially periodic states with wavenumber $q_c^2 = -\beta/2$, while the fold corresponds to a saddle-node bifurcation. The stability of Z_h against spatiotemporal perturbations is shown in Fig. 5 using solid (dashed) lines for stable (unstable) states.

The time-independent version of Eq. (4.2) can be recast into the dynamical system

$$\frac{dz}{dX} = \mathcal{A}(\beta)z + N(z; \eta), \quad z = (z_1, z_2, z_3, z_4)^T \equiv (Z, Z_X, Z_{XX}, Z_{XXX})^T, \quad (4.3)$$

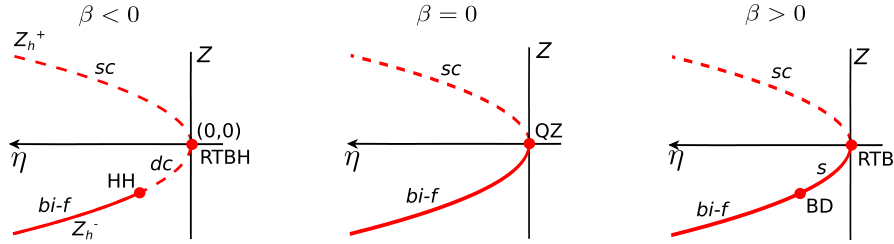


FIG. 5. Homogeneous steady state solutions of Eq. (4.2), and possible unfolding of the QZ bifurcation as a function of β . The red line shows the two HSS solution branches Z_h^\pm separated by a fold at $\eta = 0$. For $\beta < 0$, Z_h undergoes a HH bifurcation. At $\beta = 0$ HH collides with the fold leading to the QZ point. For $\beta > 0$, HH becomes a BD and RTBH becomes RTB. Solid (dashed) lines correspond to stable (unstable) states.

with

$$\mathcal{A}(\beta) \equiv \begin{bmatrix} 0 & 1 & 0 & 0 \\ 0 & 0 & 1 & 0 \\ 0 & 0 & 0 & 1 \\ 0 & 0 & \beta & 0 \end{bmatrix}, \quad N(z; \eta) \equiv \begin{bmatrix} 0 \\ 0 \\ 0 \\ z_1^2 + \eta \end{bmatrix}. \quad (4.4)$$

The linearization of this dynamical system about Z_h leads to a spatial eigenspectrum consisting of the four eigenvalues satisfying $\lambda^4 - \beta\lambda^2 - 2Z_h = 0$, i.e.,

$$\lambda = \pm \sqrt{\frac{\beta \pm \sqrt{\beta^2 + 8Z_h}}{2}}. \quad (4.5)$$

Depending on the value of β , three possible scenarios may occur which are schematically described in Fig. 5. For $\beta < 0$, Z_h^- encounters a HH at $(\eta_c, Z_c) = -(\beta^4/64, \beta^2/8)$, such that Z_h^- is a bi-focus for $\eta < \eta_c$ and double center for $\eta > \eta_c$. The fold encountered at $\eta = 0$ corresponds to a RTBH bifurcation with eigenvalues $\lambda_{1,2,3,4} = (\pm i\sqrt{|\beta|}, 0, 0)$ from where the saddle-center Z^+ arises. In this context, spatially periodic solutions may bifurcate from HH subcritically together with the two families of wild homoclinic orbits corresponding to $\Gamma_{0,\pi}$ as described in Sec. 3.1. For $\beta = 0$, HSS encounters the QZ bifurcation at $(\eta, Z_h) = (0, 0)$ as shown in Fig. 5. For $\beta > 0$ HH has become a BD, and the fold a RTB bifurcation with eigenvalues $\lambda_{1,2,3,4} = (\pm\sqrt{|\beta|}, 0, 0)$. From this last point tame homoclinic orbits may arise as described in Sec. 3.2. Therefore, the normal form (4.2) captures the main spatial dynamical features of the LL equation around the QZ bifurcation that takes place at the fold SN_b , as depicted in Figs. 2(b)-(d).

Note that the change of variable $Z \rightarrow Z_h + Z$ transforms Eq. (4.2) into the quadratic SH equation studied by Buffoni et al. (1996). Consequently most of the results found in that work apply here as well, although they require reinterpretation. A complete understanding of Eq. (4.2) thus requires further analysis that is beyond the scope of the present paper.

5. Localized structures in the anomalous regime: Homoclinic and foliated snaking

In this section we discuss the origin and bifurcation structure of the LSs arising in the anomalous dispersion regime ($\nu = 1$). The different bifurcation scenarios in this regime are organized by the QZ

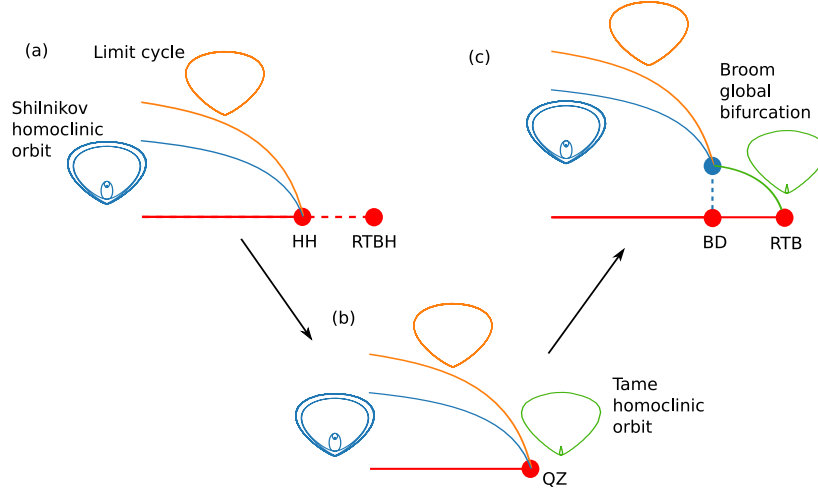


FIG. 6. Schematic representation of the different bifurcation scenarios around QZ in the anomalous regime that may arise as Δ varies. In (a) $\Delta < 2$, and a spatially periodic state (i.e., a limit cycle) arises from HH together with two families of LPs (i.e., Shilnikov homoclinic orbits). In (b) $\Delta = 2$ and a QZ occurs when HH collides with the saddle-node RTBH bifurcation. At the QZ point a global homoclinic bifurcation takes place, where the periodic pattern becomes a spike. In (c) $\Delta > 2$ and the LPs and periodic patterns undergo a global bifurcation at BD, leaving a single spike, which then survives until the saddle-node RTB where it disappears.

point, as shown schematically in Fig. 6, and discussed in more detail in what follows. In Fig. 6(a), when $41/30 < \Delta < 2$, a spatially periodic pattern arises subcritically from HH together with two families of LPs ($I_{0,\pi}$) that are ultimately responsible for the snakes-and-ladders bifurcation structure of the LPs in the snaking regime. This snakes-and-ladders structure is also linked to the bifurcation features of the periodic pattern (Parra-Rivas et al., 2018a). This scenario is presented in Secs. 5.1 and 5.2. When $\Delta = 2$, the HH collides with the RTBH (i.e., SN_b), leading to a QZ, see Fig. 6(b). At this point a global homoclinic bifurcation takes place, and the spatially periodic and localized patterns come together forming spike LSs (i.e., a tame homoclinic orbit) for $\Delta > 2$ (Parra-Rivas et al., 2018a). Figure 6(c) shows how the spike LSs bifurcate from RTB and persist until the BD point, where they are destroyed in a broom homoclinic bifurcation, leading to the emergence of spatially periodic patterns and LPs. These two scenarios are discussed in Sec. 5.3.

5.1 Bifurcation structure of the periodic Turing patterns

As mentioned previously, the formation of LPs and their bifurcation structure are directly related to the spatially periodic pattern arising from the HH bifurcation with wavenumber q_c . Therefore, it is essential to understand first the bifurcation features of such pattern states. For parameter values close to the HH point, periodic patterns are well described by the approximate asymptotic expression (3.6). However, as the system parameters shift from HH, the accuracy of Eq. (3.6) diminishes. In this case, it is essential to use numerical path continuation algorithms to track the periodic solutions (Allgower & Georg, 1990; Doedel et al., 1991a,b). These methods, based on a predictor-corrector approach, permit the numerical tracking of a given state, here a spatially periodic state, as a function of a suitable control parameter. In the present case, the application of this technique leads to the bifurcation diagrams shown

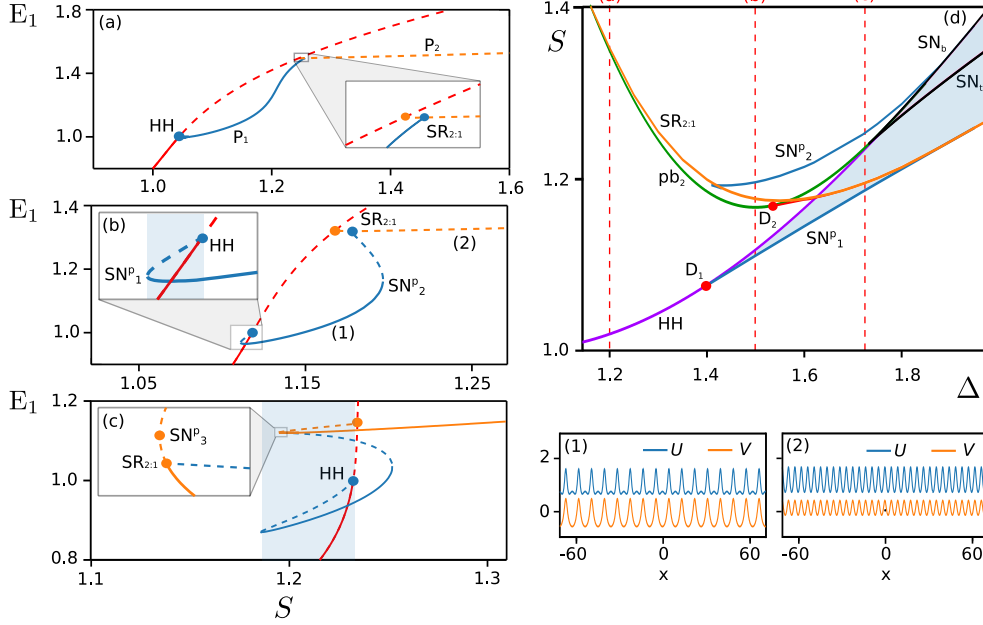


FIG. 7. Bifurcation diagrams associated with the primary Turing pattern (P_1 , $q = q_c$) emerging from HH for three representative values of Δ , namely $\Delta = 1.2$ in (a), $\Delta = 1.5$ in (b) and $\Delta = 1.72$ in (c). Panel (d) shows the phase diagram in the (Δ, S) -parameter space, where the main bifurcation curves relevant to spatially periodic states are plotted. The light blue area corresponds to the region of bistability between A_i and P_1 , and spans the region between SN_1^p and HH. The vertical dashed lines correspond to the diagrams shown in panel (a)-(c). Panels (1) and (2) show two examples of P_1 ($q = q_c$) and P_2 ($q = 2q_c$) when $\Delta = 1.5$. Adapted from Parra-Rivas et al. (2018b).

in Fig. 7(a)-(c), where the energy E_1 is defined as the L^2 norm of A ,

$$E_1 \equiv \|A\|^2 \equiv \frac{1}{L} \int_{-L/2}^{L/2} |A(x)|^2 dx. \quad (5.1)$$

Figure 7(a) shows the bifurcation diagram for $\Delta = 1.2$, corresponding to a cut of the (Δ, S) -phase diagram shown in Fig. 7(d), where the main bifurcation curves of the system are plotted. For this value of Δ , the primary periodic pattern P_1 arises from HH supercritically, and is therefore temporally stable [see the blue branch in Fig. 7(a)]. Increasing S , this state connects with a subsidiary primary pattern P_2 of wavenumber $2q_c$ originating at pb_2 and does so at a $2 : 1$ spatial resonance $SR_{2,1}$ (see close-up view). With increasing S , the P_2 pattern connects to a subsidiary primary pattern P_4 with $q = 4q_c$ at a second $SR_{2,1}$ (not shown here). This process repeats, leading to a sequence of primary bifurcations pb_{2^i} to patterns with wavenumber $q = 2^i q_c$ ($i = 0, 1, 2, \dots$) and associated $SR_{2,1}$ points, as described in Parra-Rivas et al. (2018b). Unlike HH the subsidiary primary bifurcations cannot be characterized in terms of spatial dynamics. However, as recently shown by Gärtner *et al.*, they can be determined analytically in terms of transversality conditions (Gärtner et al., 2019).

Increasing Δ further, P_1 becomes subcritical at the degenerate HH point D_1 occurring at $\Delta = 41/30$. This situation is shown in Fig. 7(b) for $\Delta = 1.5$. In this case, P_1 is initially unstable but acquires stability in a saddle-node bifurcation SN_1^p . A representative example of this periodic state is shown in Fig. 7 (1). Thereafter P_1 remains stable all the way until it reaches SN_2^p , where it again loses stability, prior to

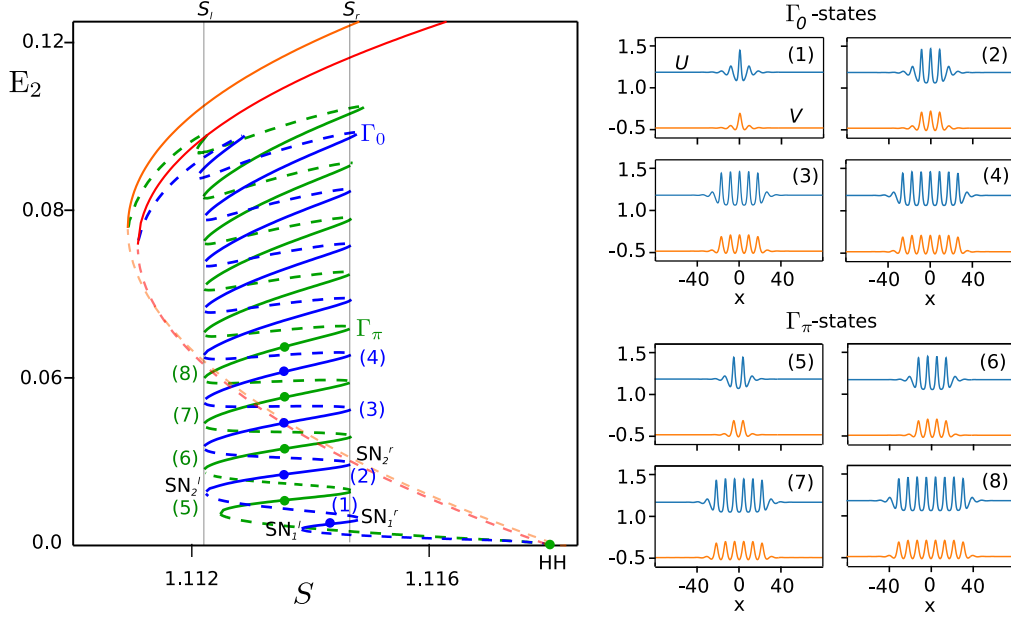


FIG. 8. Localized patterns and the homoclinic snaking structure. We show the L_2 norm E_2 as a function of S for $\Delta = 1.5$. Solid (dashed) lines correspond to temporally stable (unstable) states. The blue snaking curve corresponds to the Γ_0 family of LPs. Panels (1)-(4) show some representative examples along this curve. The green snaking curve corresponds to Γ_π , and some representative LP examples along this curve are shown in panels (5)-(8). The snaking or pinning region is delimited by the $S_{l,r}$. The states Γ_0 and Γ_π arise together in HH and connect with two periodic patterns of different wavelengths (see the red and orange curves). For both $\Gamma_{0,\pi}$ the saddle-node bifurcations are labeled $SN_i^{r,l}$ from the bottom to the top, with $i = 1, 2, 3, \dots$. Adapted from Parra-Rivas et al. (2018a).

connecting to P_2 [see profile shown in Fig. 7 (2)] at $SR_{2,1}$. Thus, in this regime there is a parameter interval where stable P_1 and A_h coexist, an interval we refer to as the pattern- A_h bistability region [see shaded box in Fig. 7(b)]. In the phase diagram shown in Fig. 7(d), the bistability region corresponds to the light blue area between SN_1^p and HH.

The bifurcation at pb_2 becomes degenerate at D_2 and beyond D_2 the pattern P_2 arises subcritically and stabilizes at SN_3^p . At this stage the bifurcation scenario is similar to that depicted in Fig. 7(c) for $\Delta = 1.72$, where P_1 still connects with P_2 in $SR_{2,1}$, which now occurs very close to SN_3^p [see the close-up view of Fig. 7(c)]. This bifurcation scenario persists for all $\Delta < 2$. In the limit $\Delta \rightarrow 2$ (i.e., when approaching the QZ point), the phase diagram of Fig. 7(d) shows how HH and the subsidiary bifurcation pb_2 tend asymptotically to SN_b , whereas $SR_{2,1}$ tends to SN_3^p . The diagrams shown in Fig. 7(a)-(c) reflect the bifurcations associated with P_1 and P_2 only, although similar transitions occur between P_2 and P_4 , P_4 and P_8 , and so on (Parra-Rivas et al., 2018b).

Furthermore, these patterns undergo a variety of other instabilities, such as Eckhaus and Hopf bifurcations, which have been analyzed in detail by different authors (Périnet et al., 2017; Delcey & Haragus, 2018; Parra-Rivas et al., 2018b; Kholmyansky & Gat, 2019). For example, Périnet et al. (2017) and Delcey & Haragus (2018) perform an analytical study of the Eckhaus instability of supercritical patterns very close to HH. In highly nonlinear regimes, however, this approach is no longer valid and stability

must be computed numerically as done in Périnet et al. (2017); Parra-Rivas et al. (2018b); Kholmyansky & Gat (2019); Gomila et al. (2020).

We have focused here on the bifurcation structure of Turing patterns arising from HH, i.e., patterns with wavenumber q_c . However, the subsidiary patterns with wavenumber $q = 2^i q_c$, $i = 1, 2, \dots$ that emerge from A_h whenever $I_h > I_c$ undergo similar behavior, and other bifurcation structures organized through 3 : 1 spatial resonances (SR_{3:1}) etc. are also present, as discussed further by Périnet et al. (2017).

5.2 Localized patterns and the snakes-and-ladders structure

The weakly nonlinear analysis carried out in Sec. 3 revealed that whenever $41/30 < \Delta < 2$, weakly nonlinear LPs of the form (3.8) bifurcate subcritically from HH together with spatially periodic states of wavenumber q_c [see Eq. (3.6)]. Moreover, these LPs emerge in two families Γ_0 and Γ_π , corresponding to $\varphi = 0$ and $\varphi = \pi$, respectively. Like the weakly nonlinear patterns, these asymptotic LP solutions are only valid very close to HH. However, the numerical path continuation methods applied in Sec. 5.1 allow one to characterize such states in highly nonlinear regimes for parameters far from HH, and to compute their bifurcation diagrams.

Figure 8 shows the resulting diagram computed for $\Delta = 1.5$, where instead of E_1 , we use the bifurcation measure $E_2 \equiv ||A - A_h||^2$ to better visualize the solution branches. The two families of solutions, Γ_0 and Γ_π , are plotted in blue and green, respectively. Both curves of solutions persist to finite amplitude and undergo *homoclinic snaking*: a sequence of back-and-forth oscillations in S reflecting the successive nucleation of a pair of pattern peaks, one of each side of the structure, as one follows the diagram (i.e., Γ_0 and Γ_π) upwards. These oscillations occur within an interval $S_l < S < S_r$, known as the *snaking or pinning region*. The solution curves Γ_0 and Γ_π undergo a sequence of saddle-node bifurcations $SN_i^{l,r}$ at which the LPs repeatedly gain and lose temporal stability. Some representative examples of these LPs are shown in Fig. 8(1)-(8). The profiles shown in panels (1)-(4) belong to Γ_0 , and consist of an odd number of pattern peaks embedded in an A_h^b background. The solution profiles shown in panels (5)-(8) belong to Γ_π , and consist of an even number of pattern peaks embedded in A_h^b . The saddle-node bifurcations on either side of these curves converge exponentially and monotonically to the limits of the pinning region S_l and S_r .

In an infinite domain the peak nucleation process continues indefinitely. In a finite domain, however, this process must terminate, as the number of peaks allowed is constrained by the size of the domain. In periodic domains, like ours, Γ_0 and Γ_π terminate near the saddle-node of one of the many subcritical periodic patterns emerging from A_h for $I_h > I_c$ as shown in Fig. 8.

Figure 9 shows a portion of the diagram shown in Fig. 8, where we plot the rung states connecting Γ_0 and Γ_π . These branches correspond to traveling asymmetric states. These states move at a constant speed determined by the parameters and are temporally unstable. The rung states arise from secondary symmetry-breaking bifurcations ($p_i^{l,r}$) occurring near $SN_i^{l,r}$ on both Γ_0 and Γ_π . Some of these states are shown in Fig. 9 (1)-(4). In Fig. 9 (1), the two-peak profile bifurcating from p_1^l is weakly asymmetric and therefore very similar to the completely symmetric state on the unstable Γ_π branch. As S increases, the peak on the right decreases in amplitude [see profiles (2) and (3)] until it rejoins Γ_0 in p_1^l , becoming the completely symmetric single peak LP shown in Fig. 9 (4). The secondary bifurcations are pitchforks so each rung actually includes a pair of branches of asymmetric states with identical E_2 , and related by the reversibility symmetry $A(x) \rightarrow A(-x)$. The rung states form, together with the homoclinic snaking, what is now known as a *snakes-and-ladders* structure, first identified by Burke and Knobloch in the context of the Swift-Hohenberg equation (Burke & Knobloch, 2006, 2007).

As originally proposed by Woods and Champneys, the emergence of these LPs, and the homoclinic

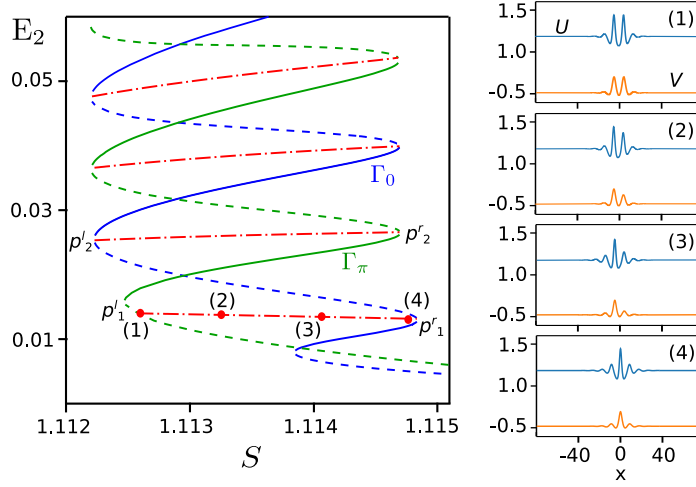


FIG. 9. The snakes-and-ladders bifurcation structure. The homoclinic snaking curves Γ_0 and Γ_π are interconnected through a series of rung branches corresponding to asymmetric states. The states arise from symmetry-breaking pitchfork bifurcations labeled $p_i^{l,r}$ ($i = 1, 2, 3, \dots$) occurring near the folds of the snaking curves. Labels (1)-(4) in the diagram correspond to the LP states shown on the right. Adapted from Parra-Rivas et al. (2018a).

snaking that they undergo, is a consequence of a *heteroclinic tangle* present within $S_l < S < S_r$ arising from the transversal intersection of the unstable manifold of A_h^b [$W^u(A_h^b)$] and the stable manifold of a given spatially periodic pattern P [$W^s(P)$] as S varies and vice versa (Woods & Champneys, 1999; Beck et al., 2009). The first tangency between $W^u(A_h^b)$ and $W^s(P)$ at S_l corresponds to the birth of Shilnikov-type homoclinic orbits bi-asymptotic to the bi-focus equilibrium A_h^b , while the last tangency at S_r corresponds to their destruction. In fact, as revealed by Gomila *et al.*, the actual scenario in the context of Eq. (1.1) is rather more complex, and additional LPs and complexes arise from the heteroclinic tangle between the stable and unstable manifolds of the high amplitude stable pattern, and the unstable low amplitude one (Gomila et al., 2007b). We refer to these works for a more detailed description of the heteroclinic tangle process.

Thus far we have focused on a particular and representative detuning value: $\Delta = 1.5$. However, the snakes-and-ladders structure persists within a larger parameter range extending to $\Delta = 2$. The region of existence of this bifurcation structure can be computed by means of two-parameter continuation of the saddle-nodes $SN_i^{l,r}$ in the (Δ, S) -parameter space. In doing so, we obtain the phase diagram shown in Fig. 10, where the main bifurcations of the system are plotted. The bifurcation curves include the HH (purple solid line), which becomes a BD transition for $\Delta > 2$ (purple point-dashed line), the saddle-nodes of the homogeneous states $SN_{b,r}$, and the saddle-nodes of the single-peak LS $SN_1^{l,r}$.

When $\Delta > 2$ the snakes-and-ladders structure is no longer present but spike LSs remain and are now organized in a new snaking structure called foliated snaking, as described next. On an infinite domain we expect that this structure extends only up to the BD line (Champneys, 1998; Parra-Rivas et al., 2018a; Verschueren & Champneys, 2020) but this appears not to be the case on finite periodic domains where periodic arrays of spikes can be continued past the BD point into the region where the spike tails are all monotonic (Knobloch & Yochelis, 2020). This is a consequence of the fact that on such domains the global bifurcations (in space) that destroy these structures can no longer take place. This behavior is

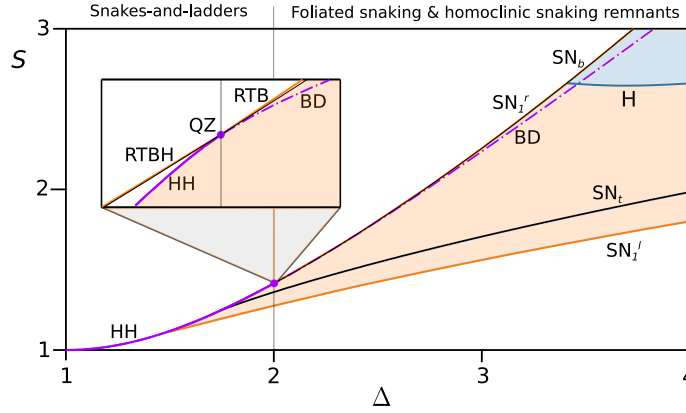


FIG. 10. Phase diagram in the (Δ, S) -parameter space showing the main bifurcations of the system, and the region of existence and stability of the LSs. For $\Delta < 2$ LPs exist between SN_1^l and SN_1^r and are organized within a snakes-and-ladders structure. For $\Delta > 2$ the homoclinic snaking is destroyed but LPs persist for parameters (Δ, S) below BD. In contrast, spike LSs exist and undergo foliated snaking between SN_1^l and SN_1^r . The region of existence of stable LSs is shown in light orange. For large values of Δ the system undergoes a Hopf (H) bifurcation and the spikes begin to oscillate, eventually leading to temporal and spatiotemporal chaotic dynamics (light blue area). The Hopf bifurcation arises from a Gavrilov-Guckenheimer (GG) codimension-two point occurring on SN_1^r . The inset shows a close-up view of the phase diagram around the QZ point from where all the spatial bifurcations arise. Adapted from Parra-Rivas et al. (2018a).

related to the scenarios shown in Figs. 6(b,c), and will be addressed in more detail in the next section.

5.3 Foliated snaking and the remnants of the homoclinic snaking

So far we have focused on the bifurcation structure of spatially periodic patterns and the localized patterns emerging from HH for $\Delta < 2$. At $\Delta = 2$ the system undergoes a QZ bifurcation resulting from the collision of the HH and the RTBH at SN_b . As a result, for $\Delta > 2$, HH is replaced by a BD transition and A_h^b is stable until SN_b , which now corresponds to a RTB spatial bifurcation. At this point, one may wonder what happens to the snakes-and-ladders bifurcation scenario, and whether LPs still exist or simply disappear.

Using the multiscale perturbation analysis of Sec. 3, one finds that whenever $\Delta > 2$, weakly nonlinear tame LSs [see Eq. (3.13)] bifurcate from SN_b (i.e., a RTB). Although this solution is only valid near SN_b , numerical continuation of such states eventually leads to the bifurcation diagram shown in Fig. 11. This bifurcation structure is known as *foliated snaking* and was first obtained by Ponedel and Knobloch in the context of periodically forced systems in space (Ponedel & Knobloch, 2016). The small amplitude pulse emerging from SN_b is like that shown in Fig. 11 (1), and is associated with the solution branch Γ_1^u . Decreasing S along Γ_1^u , this state grows in amplitude until it reaches SN_1^l , where it stabilizes and becomes the high amplitude *spike* shown in Fig. 11 (2), corresponding to the solution branch Γ_1^s . Increasing S further, this state eventually undergoes a saddle-node bifurcation (SN_1^r) where it loses stability. Soon after SN_1^r is passed, a new small amplitude spike is nucleated at a separation $L/2$ from the high amplitude peak as shown in Fig. 11 (3). We label the corresponding solution branch Γ_{12}^u . The newly nucleated spike grows in amplitude as S decreases until it becomes identical to the original spike. This occurs at a 2 : 1 spatial resonance $SR_{2:1}$, where Γ_{12}^u connects with Γ_2^u and Γ_2^s , very close to SN_2^l . Along Γ_2^s , the two spikes grow together as S increases [see Fig. 11 (4)], while the opposite occurs

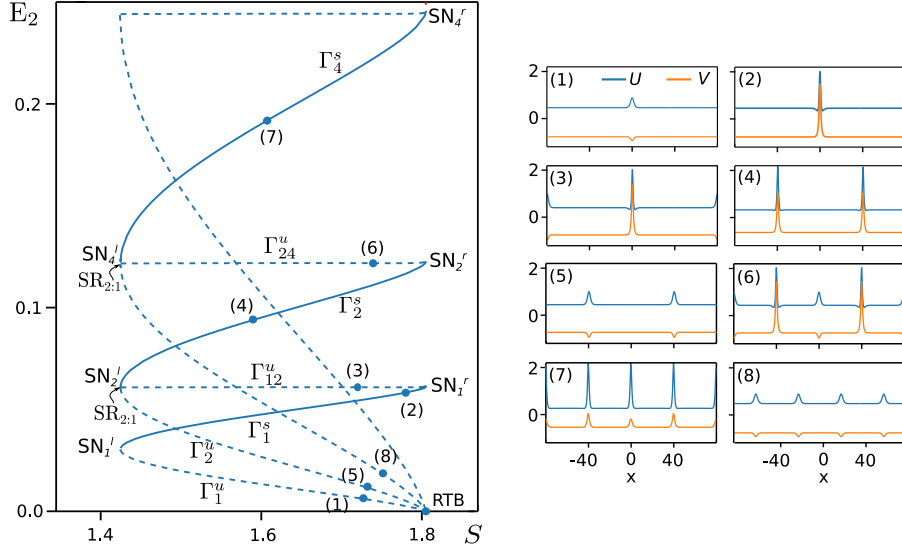


FIG. 11. Bifurcation diagram showing the foliated snaking structure for $\Delta = 2.5$. All the different unstable branches Γ_n^u , with $n = 1, 2, 3, \dots$ emerge from SN_b (RTB) and connect to one another through a sequence of $2 : 1$ spatial resonances $\text{SR}_{2:1}$ occurring nearby SN_i^l . Stable (unstable) branches are labeled with solid (dashed) lines. The blue dots on the foliated snaking branches correspond to the states shown in the panels on the right. Adapted from Parra-Rivas et al. (2018a).

along Γ_2^u [see profile Fig. 11 (5)] as the amplitude of the two-peak state decreases to zero at SN_b and the branch connects to A_h^b . Beyond SN_2^r (see Γ_{24}^u), intermediate spikes nucleate midway between the large spikes already present [see Fig. 11 (6)], and these grow to full amplitude by the time they reach the next $\text{SR}_{2:1}$ point near SN_4^l where Γ_4^u connects to Γ_4^s . Two characteristic states from these branches are shown in Fig. 11 (7) and Fig. 11 (8). The very same process repeats, resulting in a cascade of equally spaced states with 2^n spikes.

The foliated snaking scenario resembles the bifurcation structure associated with the periodic patterns discussed in Sec. 5.1. Indeed, the diagram shown in Fig. 11 is very similar to that plotted in Fig. 7(c) once the background field A_h^b is removed from the first one. A first explanation of this similarity can be found in the spatial dynamics analysis carried out in Sec. 3. Let us imagine a periodic pattern bifurcating from HH with $q = q_c$ in the regime $\Delta < 2$. When the system approaches QZ from below ($\Delta \rightarrow 2^-$), $q_c \rightarrow 0$, and in a finite system, a spatially periodic pattern with domain-size wavelength becomes indistinguishable from the spike shown in Fig. 11 (2). This transition indicates that at the QZ point a global homoclinic bifurcation takes place where the pattern wavelength $2\pi/q_c$ diverges, and the spatially periodic state (a limit cycle) becomes a spike (a tame homoclinic orbit). This is the situation described schematically in Fig. 6(b). Thus, in this limit, P_1 becomes a single spike, P_2 two equidistant spikes, and so on. This new configuration persists for $\Delta > 2$ in such a way that the foliated snaking preserves the bifurcation structure of the q_c -patterns. Furthermore, on top of this bifurcation structure, similar foliated snaking structures can be found for states with $n \in \mathbb{N}^+$ equidistant peaks, where the different branches also emerge from SN_b but are now interconnected through $n : 1$ spatial resonances $\text{SR}_{n:1}$ (Parra-Rivas et al., 2018a).

Foliated snaking organizes periodic patterns or patterns of equally spaced spikes, but it does not

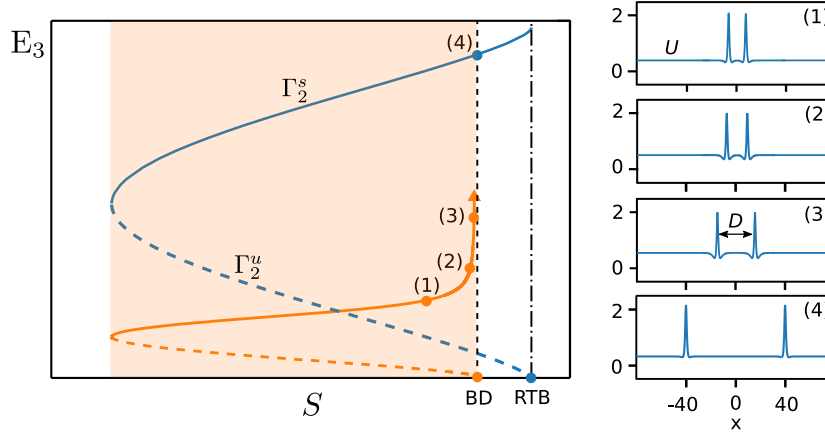


FIG. 12. Reconnection of the remnants of the homoclinic snaking branches with the foliated snaking for $\Delta > 2$. This diagram shows, through the bifurcation measure E_3 , two branches of foliated snaking, Γ_2^u and Γ_2^s (blue lines), corresponding to the two equally-spaced spikes shown in panel (4). The orange curve shows the remnants of two homoclinic snaking branches corresponding to two-peak Γ_π LPs. While foliated snaking arises from the RTB- SN_b (see vertical point-dashed line), the LP branches emerge from a global homoclinic bifurcation occurring at the BD transition (see vertical dashed line). Approaching BD, the LP peak separation D grows drastically until it reaches the maximum separation $L/2$ exactly at the BD point. Panels (1)-(3) show the change in the LP profiles along this curve. At the BD transition the LPs becomes the state shown in panel (4). Adapted from Parra-Rivas et al. (2018a).

reveal the existence and potential organization of the LPs discussed in Sec. 5.1. At the QZ point, homoclinic snaking is destroyed, and for $\Delta > 2$, LPs are organized differently (Parra-Rivas et al., 2018a). To reveal this bifurcation scenario, one can path-continue any LP in the two parameters (Δ, S) from $\Delta < 2$ to $\Delta > 2$, and after that compute the solution branches as a function of S for a fixed value of Δ . The result of this computational approach is shown schematically in Fig. 12. Here, in order to better visualize the different solution branches, we defined a new bifurcation measure $E_3 \equiv E_2 \cdot D$, with D the separation between peaks in the LSs. The blue lines correspond to the $\Gamma_2^{u,s}$ solution branches of the foliated snaking associated with two identical equally spaced spikes [see Fig. 12 (4)]. The orange lines show two branches of the two-peak LP homotopically related with Γ_π [see Fig. 8(b)]. The point-dashed vertical line in Fig. 12 marks the location of SN_b (i.e., the RTB bifurcation) where the foliated snaking emerges, while the vertical dashed line marks the position of the BD transition. LP branches do not bifurcate from the RTB, in contrast to the foliated snaking, but they finish very close to BD. Indeed, the use of E_3 reveals that D diverges when approaching BD, as can also be seen in the profiles shown in panels Fig. 12 (1)-(3). This scenario corresponds to that shown in Fig. 6(c). Below BD, LPs still form through a *heteroclinic tangle* as described in Sec. 5.2, and remnants of the homoclinic snaking branches can be found. The divergence in D undergone by the LPs as $S \rightarrow S_{BD}$ corresponds to the divergence of the wavelength of the periodic pattern involved in the tangle, and it reveals the occurrence of a global homoclinic bifurcation at S_{BD} . Indeed, in this homoclinic bifurcation, periodic pattern states (limit cycles) turn into spikes (tame homoclinic orbits). This global phenomenon appears in different contexts, and is referred to as a *blue sky catastrophe* (Devaney, 1977), a *wavelength blow-up* (Vanderbauwhede & Fiedler, 1992), or a *broom global bifurcation* (Verschueren & Champneys, 2017). The mathematical theory describing the system dynamics close to this global bifurcation has been recently developed by Verschueren & Champneys (2020), and the same transition has been identified in other systems

(Verschueren & Champneys, 2017, 2020; Knobloch & Yochelis, 2020).

6. Localized structures in the normal regime: Collapsed snaking

In the normal dispersion regime ($v = -1$), the emergence of LSs is related to the coexistence of two different HSSs. In this regime, the stability and configuration of the different spatial bifurcations undergone by A_h is very different from the anomalous regime, as shown in Fig. 2(e)-(h). In the monostable regime ($\Delta < \sqrt{3}$), A_h is always stable, and no LSs exist. For $\Delta > \sqrt{3}$, however, the coexistence between A_h^b and A_h^t allows for the formation of DWs (i.e., heteroclinic orbits) connecting them. Single DWs drift with a constant speed, which depends on the control parameters of the system. However, at the Maxwell point of the system, this speed vanishes. Close to this Maxwell point, DWs can interact and lock to one another, thus also leading to zero speed. In this way, dark LSs of different widths can be formed. The resulting LSs are organized in a particular bifurcation structure known as *collapsed snaking*, whose morphology is a direct consequence of the DW interaction and locking (Knobloch & Wagenknecht, 2005; Yochelis et al., 2006).

The formation of LSs in the normal regime has been addressed in a number of theoretical works (Godey et al., 2014b; Lobanov et al., 2015; Parra-Rivas et al., 2016a,b; Gärtner et al., 2019), and their existence has been confirmed experimentally in microresonators (Xue et al., 2015; Nazemosadat et al., 2019) and pulse-pumped fiber cavities (Garbin et al., 2017). In this section we present the main results regarding the origin and bifurcation structure of dark LSs in this regime of operation.

6.1 Dark localized states and the collapsed snaking diagram

Figure 13 shows an example of collapsed snaking for $\Delta = 4$, where E_1 is plotted as a function of S . The solution branches in red are those corresponding to A_h , whereas those associated with the LSs are shown in blue. In the range of parameters shown in the diagram, A_h^t (A_h^b) remains stable all the way until SN_r (SN_b). In spatial dynamics terms, SN_r corresponds to a RTB bifurcation, and weakly nonlinear states emerge from it in the form of tame homoclinic orbits (see Eq. (3.13) in Sec. 3.2). Numerical continuation of these solutions to parameter values far from SN_r yields the blue solution curve Σ shown in Fig. 13. Σ experiences a sequence of damped back-and-forth oscillations in S around the Maxwell point of the system, $S = S_M$, and eventually collapses onto it. The morphology of this snaking curve is very different from the standard homoclinic snaking depicted in Sec. 5, which is why this diagram is known as *collapsed snaking* (Knobloch & Wagenknecht, 2005; Yochelis et al., 2006). Some representative examples of dark LSs along Σ are shown in Fig. 13 (1)-(5).

Let us briefly discuss how these states arise and change all along the diagram. The weakly nonlinear LSs first arise as unstable small amplitude holes in A_h^t and bifurcate from SN_r . Following this unstable branch towards higher values of S , the amplitude of the LSs increases, and eventually the branch Σ undergoes a first saddle-node bifurcation SN_1^r , where the LSs stabilize, and they remain stable until SN_1^t . At this stage, the LS resembles that depicted in panel (1) of Fig. 13. Soon after passing SN_1^t , the nucleation of a spatial oscillation (SO) around $x = 0$ takes place, such that the inner part of the LS is filled with a portion of A_h^b . An example of this new state, once SN_2^r is passed, is shown in Fig. 13 (2). The SO nucleation process continues with decreasing E_1 , leading to the sequence of LSs shown in panels (3)-(5). As a consequence, the LSs widen as Σ asymptotically approaches the Maxwell point S_M . Figure 13 (5) shows a LS close to S_M . At this stage, one can easily identify two well-formed DWs, namely DW_u and DW_d , connecting A_h^b and A_h^t . A close-up view of DW_d is shown in Fig. 13(b) together with the corresponding heteroclinic orbit. In terms of spatial dynamics, A_h^t is a saddle equilibrium,

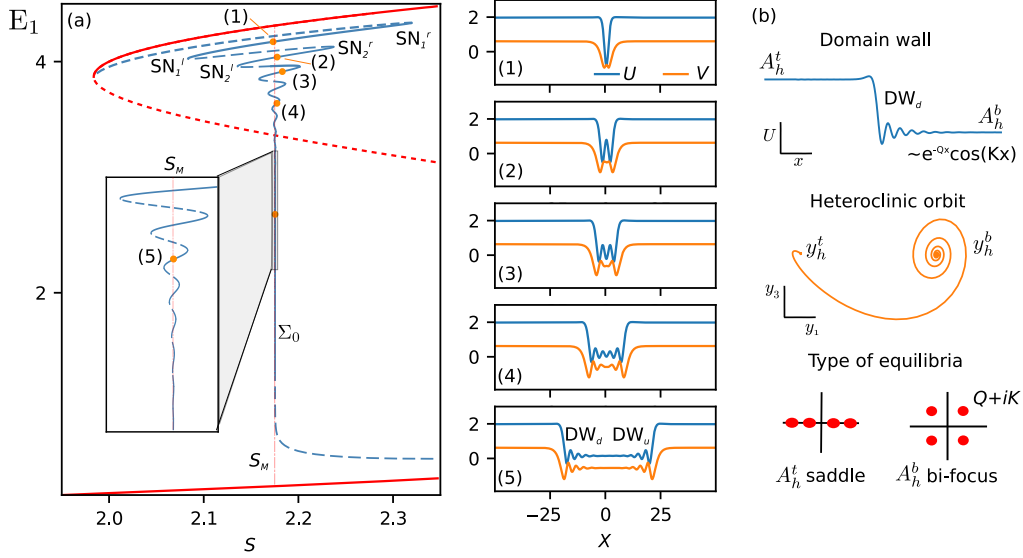


FIG. 13. Collapsed snaking bifurcation structure. Panel (a) shows the bifurcation structure for $\Delta = 4$, where E_1 is plotted as a function of S . The HSS A_h is shown in red, while the blue curve is the collapsed snaking branch Σ_0 . Solid (dashed) lines represent stable (unstable) LS branches. The labels (1)-(5) on the stable branches correspond to the LSs shown to the right. The close-up view in the main panel shows that the collapsed snaking behavior persists asymptotically close to the Maxwell point S_M . Panel (b) shows the morphology of DW_d corresponding to panel (5). The tails of the DW are defined by the spatial eigenvalues associated with the equilibria $A_h^{b,t}$. Adapted from Parra-Rivas et al. (2016b).

whereas A_h^b is a bi-focus, as shown by the spatial eigenvalues in Fig. 13(b). Thus, the heteroclinic orbit leaves A_h^t monotonically, but it approaches A_h^b in a damped oscillatory fashion. The part of the DW that approaches A_h^b in this manner is typically called an *oscillatory tail*.

Decreasing E_1 further [see the bottom part of Fig. 13], the branch Σ eventually separates from S_M , and continues to A_h^b , where it disappears close to HH as described below. This situation is shown in detail in Fig. 14(a). In view of the periodic boundary conditions, when DW_u and DW_d move apart from $x = 0$ they also approach one another at $x = L/2$ albeit back-to-back. In this context, the resulting state is a bright LS with a SO like that shown in Fig. 14 (1), once a translation by $L/2$ has been taken into account. Thus as E_1 decreases the dark LS turn into bright LS. Increasing S further, the bright state becomes that shown in Fig. 14 (2), and very close to HH it reduces to the asymptotic LS calculated in Sec. 3.1 for $\varphi = 0$. In the following, we rename Σ as Σ_0 . Due to finite domain size effects, Σ_0 does not terminate exactly at HH, but at a subcritical pattern [see Fig. 14 (4)] emerging from it.

6.2 Secondary solution branches

Apart from the dark/bright LSs belonging to Σ_0 , there are other families of solutions which are interconnected. Close to HH, the asymptotic analysis carried out in Sec. 3 shows that there must be another family of states characterized by $\varphi = \pi$ (Σ_π). Like Σ_0 this curve arises subcritically from the periodic pattern state, as shown in the close-up view of Fig. 14(a). At this stage, a Σ_π state resembles that depicted in panel Fig. 14 (5), and possesses a minimum at $x = 0$. Moving away from HH, the two central peaks grow [see profile in Fig. 14 (6)] until their amplitude reaches A_h^t [Fig. 14 (7)]. The top of the two

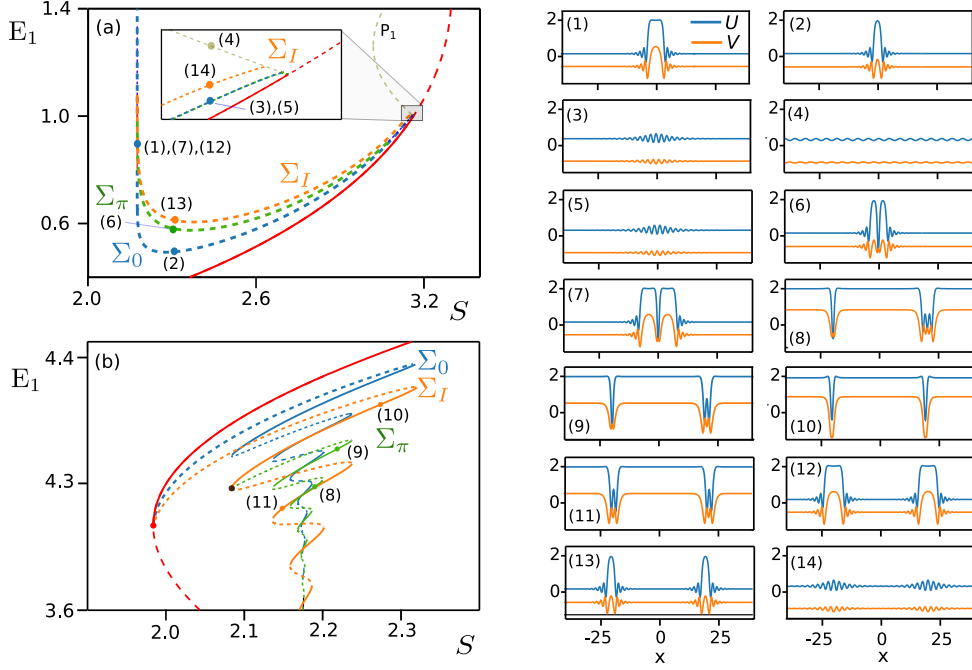


FIG. 14. Panel (a) shows the reconnection of the collapsed snaking branch Σ_0 , plotted in Fig. 13, with A_h near HH. The solution curves Σ_π and Σ_I also arise near HH and also undergo collapsed snaking. Panel (b) shows the top part of the collapsed snaking branch Σ_0 shown in Fig. 13, together with Σ_π and Σ_I . The labels (1)-(14) correspond to the states shown on the right. Adapted from Parra-Rivas et al. (2016b).

peaks then flattens forming two plateaus around A_h^t , separated by a dark spike (hole) at $x = 0$. During the flattening process, two DWs form that move farther and farther from $x = 0$ as one proceeds up Σ_π . Eventually, this state resembles a composition of two separate states: a dark spike and a dark LS with several SOs [Fig. 14 (8)]. During this process, Σ_π snakes around S_M as depicted in Fig. 14(b). While following the Σ_π branch upwards, the SOs progressively disappear eventually resulting in a state formed of two identical dark spikes. When this occurs, Σ_π collides with another collapsed snaking curve Σ_I [see the orange curve in Fig. 14(b)], corresponding to a pair of identical LS like that shown in Fig. 14 (10)-(12). Increasing E_1 , Σ_I connects back to A_h at SN_t but proceeding down in Σ_I , each of the constituent LS behaves the same way, and the branch eventually connects back to the periodic pattern, but at a larger amplitude since Σ_I in effect represents a single pulse state on the half-domain [see Fig. 14(a)].

Thus far we have focused on a particular value of the detuning, namely $\Delta = 4$. One may wonder if this type of LS and the collapsed snaking associated with them, persists to other parameter regimes. This question is answered through a two-parameter continuation (in Δ and S) of the different saddle-node bifurcations $SN_i^{l,r}$ of Σ_0 (Fig. 15). For increasing values of Δ , the region of bistability between A_h^t and A_h^b expands, and so does the region of existence of dark LSs. When Δ decreases, however, both regions shrink and the different saddle-node bifurcations ($SN_i^{l,r}$, for $i = 1, 2, 3, \dots$) collide in a cascade of cusp bifurcations, such that the widest LSs disappear first, while the single dark spike is the last one to disappear.

In the range of parameters examined here, the periodic pattern that arises from HH is unstable.

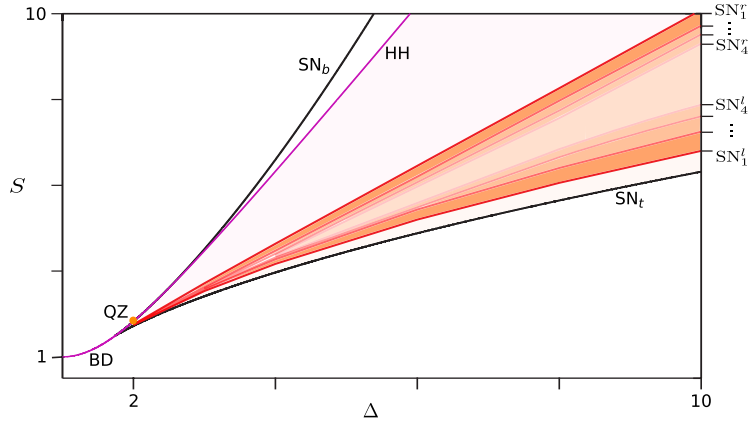


FIG. 15. Phase diagram in the (Δ, S) -parameter space for the normal regime. The bifurcation lines plotted here are: the HH-BD line, the saddle-nodes of the A_h , $SN_{b,t}$, and a number of saddle-node bifurcations SN_i^t ($i = 1, 2, 3, \dots$) associated with the collapsed snaking branch Σ_0 shown in Fig. 14. The graded orange areas show the regions of existence of the different types of dark LSs. Adapted from Parra-Rivas et al. (2016b).

Therefore it does not play any role in the formation of LSs. Nevertheless, the periodic pattern might be stabilized at much larger values of Δ , which could lead to a very rich scenario involving tristability between the pattern, A_h^t and A_h^b . In such a situation, a new type of hybrid LSs may arise as has been shown in other contexts (Zelnik et al., 2018). The exploration of such a potential scenario requires further investigation.

6.3 Domain wall locking as a mechanism to form localized structures

The emergence of dark LSs, and their organization in a collapsed snaking structure, can be understood from a physical perspective based on the interaction and locking of DWs (Coulet et al., 1987). In our system, DWs form between the two non-equivalent HSSs A_h^t and A_h^b , and they drift at constant speed depending on the control parameters (Chomaz, 1992). At the Maxwell point S_M , the speed is zero and DWs are stationary. Close to that point, the interaction of two DWs with different polarity, DW_u and DW_d , and separated by a distance D , can be phenomenologically described by the equation

$$\partial_t D = \rho e^{-|Q|D} \cos(KD) + \eta \equiv f(D), \quad (6.1)$$

where Q and K correspond to the real and imaginary parts of the spatial eigenvalue associated with A_h^b (and so is responsible for the oscillatory tail of the DW), ρ depends on the parameters of the system, and η is proportional to the distance from the Maxwell point (i.e., $\eta \sim S - S_M$). Equation (6.1) cannot be explicitly derived from the LL equation (1.1) for a number of reasons (e.g., the absence of an analytical DW solution), and we present it here simply to illustrate the locking mechanism of DWs. However, reduced equations such as Eq. (6.1) can be explicitly derived in other contexts (Coulet et al., 1987; Coulet, 2002; Clerc et al., 2010; Escaff et al., 2015), and a perturbed version of Eq. (6.1) can be found close to the onset of nascent bistability (i.e., close to $\Delta = \sqrt{3}$) (Tlidi et al., 2015; Clerc et al., 2020a). Figure 16(a) shows $f(D)$ for three different values of η (see the blue curves). The intersections of the curves with the horizontal axis correspond to the equilibria of Eq. (6.1), and therefore to the locking of DWs and subsequent formation of LSs. In all cases stable and unstable separations (marked using \bullet or \circ respectively) alternate in D .

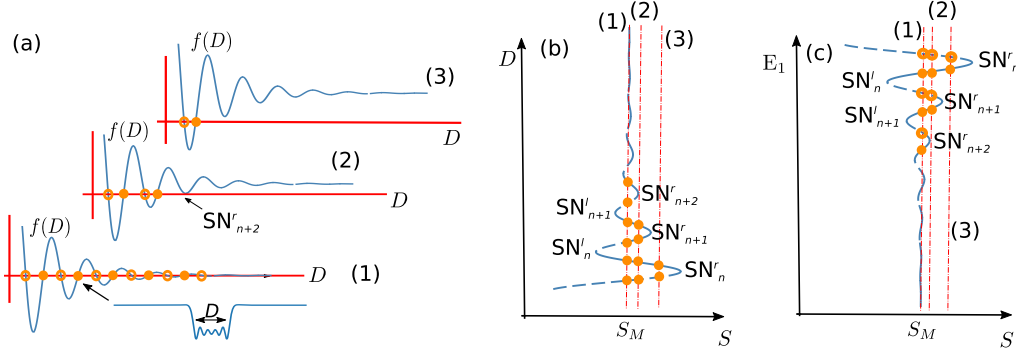


FIG. 16. Schematic representation of the interaction and locking of domain walls. Panel (a) shows the equilibria of Eq. (6.1) for different values of η : $\eta = 0$ in (1), and $\eta_{1,2}$, with $\eta_2 > \eta_1$ in (2) and (3). Stable (unstable) states are labeled with full \bullet (empty \circ) circles. Panel (b) shows the bifurcation diagram arising from the locking mechanism shown in (a), where points on the stable (unstable) parts of the diagram correspond to LSs with D equal to the stable (unstable) zeros of (a) for each value of S . Panel (c) represents the information shown in panel (b) but using E_1 instead of D . This last diagram is a schematic picture of the collapsed snaking shown in Fig. 13.

At $S = S_M$ [see Fig. 16(a) (1)], the locking separations can be derived analytically and read $D_n^0 = (2n+1)K/2\pi$. Each of these separations can be mapped to the bifurcation diagram shown in Fig. 16(b), where D is plotted as a function of S , and that sketched in Fig. 16(c), which shows E_1 as a function of S . In both diagrams, stable (unstable) solution branches are plotted using solid (dashed) lines. Panels (2) and (3) in Fig. 16(a) show the situation for two different values of S slightly above S_M . In panel (2) four intersections, two stable ones and two unstable ones, are shown, which map to the vertical dashed line (2) plotted in Fig. 16(b) and (c). With this mapping, the tangency shown in Fig. 16(a) corresponds to the saddle-node bifurcations shown in panels (b) and (c). Increasing η a bit more [see panel (3) in Fig. 16(a)] leaves only one pair of stable/unstable equilibria, which defines the two points on the vertical dashed line (3) in Figs. 16(b) and (c). Hence, the change in the locking separations in Fig. 16(a) arising from shifting the blue curves upwards or downward (i.e., by changing S) determines the collapsed snaking curves shown in Figs. 16(b) and (c).

7. Oscillatory and chaotic dynamics

The static LSs described in the previous sections can also exhibit very rich dynamical behavior such as temporal oscillations, also known as *breathing behavior*, temporal chaos, and spatiotemporal chaos, which has been studied by many authors both experimentally and theoretically. In this section we briefly discuss, from a bifurcation perspective, some of the main features of the resulting dynamics in the anomalous and normal regimes, and refer to the original work for more details.

7.1 Breathers in the anomalous regime

In the anomalous regime, oscillatory and chaotic behavior was first identified experimentally in a series of seminal works in the context of fiber cavities (Leo et al., 2013a), and later in microresonators (Lucas et al., 2017; Yu et al., 2017). In these papers, a breather consists in a bright spike whose amplitude oscillates in time with a fixed period, while preserving its position. The dynamics of dispersive Kerr

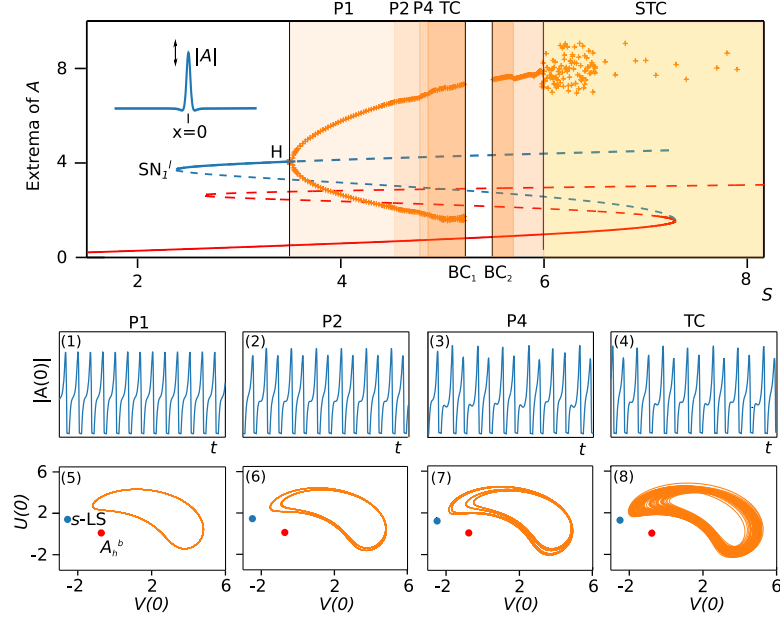


FIG. 17. Bifurcation diagram and oscillatory behavior in the anomalous regime for $\Delta = 7$. This diagram shows the HSS $\sqrt{I_h}$ in red, the peak value of the spike intensity $|A(0)|$ (blue curve), and the maxima and minima of the oscillation amplitude intensity at $x = 0$. The different colored areas correspond to different types of oscillatory dynamics: period-1 oscillations (P1), period-2 (P2), period-4 (P4), temporal chaos (TC) and spatiotemporal chaos (STC). The letter H denotes a supercritical Hopf bifurcation while BC_i correspond to boundary crises of the chaotic attractor. Panels (1)-(4) show the time series of the spike at its center $x = 0$, and panels (5)-(8) show the two-dimensional phase space obtained from the projection of the oscillatory dynamics on the variables $U(0)$ and $V(0)$.

breathers have been analyzed theoretically within the framework of Eq. (1.1) by a number of authors (Matsko et al., 2012; Leo et al., 2013a; Parra-Rivas et al., 2014b) although oscillatory dynamics in similar models had been studied earlier in other contexts (Nozaki & Bekki, 1985; Barashenkov & Smirnov, 1996).

For intermediate values of the detuning (e.g. $\Delta = 7$), the bifurcation scenario is like that depicted in Fig. 17. The red curve represents the HSS A_h , the blue corresponds to the spike state while orange crosses show the maxima and minima of the oscillation. The stable spike encounters a supercritical Hopf bifurcation (H), where it starts to oscillate in amplitude with a single period as shown in the time trace of Fig. 17 (1), and in the two-dimensional phase space projection shown in Fig. 17 (2), where we also plot A_h^b and the infinite-dimensional saddle corresponding to the unstable spike. Increasing S further, we see that this cycle undergoes a period-doubling bifurcation (PD), starting a route to a very complex scenario via a sequence of oscillatory states characterized by period-2 [see Figs. 17 (2),(6)], period-4 [see Figs. 17 (3),(7)], and temporal chaos [see Figs. 17 (4),(8)]. While increasing S , the temporal attractor approaches progressively the saddle spike, leading to a collision that destroys the chaotic attractor, likely in a boundary crisis (BC) (Grebogi et al., 1983). Above BC the only attractor of the system is A_h^b . This situation persists until a second BC is reached, where the previous route repeats in reverse order until the system enters into spatiotemporal chaos.

Spatiotemporal chaos was first identified experimentally in fiber cavities (Anderson et al., 2016),

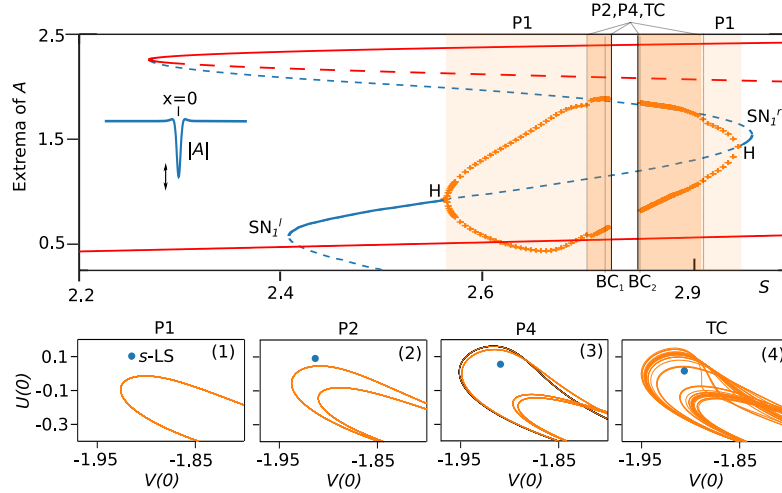


FIG. 18. Bifurcation diagram and oscillatory behavior in the normal regime for $\Delta = 5.2$. The diagram shows the HSS $\sqrt{I_h}$ in red, the peak values of the spike $|A(0)|$ (blue curve), and the maxima and minima of the oscillation amplitude at $x = 0$. The different colored areas correspond to a different types of oscillatory dynamics: period-1 oscillations (P1), period-2 (P2), period-4 (P4) and temporal chaos (TC). The letter H denotes supercritical Hopf bifurcations while BC_i correspond to boundary crises of the chaotic attractor. Panels (1)-(4) show a portion of the two-dimensional phase space projection defined by $U(0)$ and $V(0)$. Adapted from Parra-Rivas et al. (2016b).

and later characterized theoretically in terms of the Lyapunov spectrum and the Yorke-Kaplan dimension (Liu et al., 2017; Coulibaly et al., 2019). Furthermore, these studies show that spatiotemporal chaos and the previous dynamical regimes can coexist for the same range of parameters. However, the origin of such dynamics from a bifurcation perspective is not fully understood. The scenario shown in Fig. 17 summarizes the variety of dynamical behaviors encountered by the system. With further increase in Δ , the scenario remains qualitatively the same although the oscillations are enhanced and the regions of chaotic behavior broaden. Decreasing Δ , however, shifts H towards SN_1^r , and the complex oscillatory dynamics gradually fade away, leaving single period oscillations. Finally, H and SN_1^r collide in a codimension-2 bifurcation characterized by three temporal eigenvalues $\lambda_a = 0$, and $\lambda_{b,c} = \pm i\omega$, with $\omega > 0$ (Parra-Rivas et al., 2014b), commonly known as the Gavrilov-Guckenheimer or Fold-Hopf bifurcation (Guckenheimer & Holmes, 1983; Gaspard, 1993). One of the possible unfoldings of this bifurcation may lead to the appearance of Shilnikov chaos (Gaspard, 1993), which may be related to the temporal chaos observed here, although confirmation of this scenario requires further investigation.

On top of the dynamics just described, focusing on the single spike LS, one may wonder if LPs coexisting with the previous states below the BD line exhibit a similar dynamical scenario. Indeed, the dynamics of LP-breathers have recently been studied in the context of dispersive optical parametric oscillators, and show very rich and unprecedented behavior (Parra-Rivas et al., 2020b). In our current context, however, this question has not been investigated systematically and remains an open problem.

7.2 *Breathers in the normal regime*

In the normal regime, the oscillatory and chaotic dynamics of LSs have been demonstrated experimentally for the first time in microresonators (Bao et al., 2018) and their study is not only restricted to single peak dark states, but also to wider LSs formed by several SOs (Parra-Rivas et al., 2016b,a). Here we briefly discuss some of the main features of the observed dynamics focusing on the single dark spike LS.

Figure 18 shows the bifurcation scenario for $\Delta = 5.2$, where we plot in red the HSS A_h and in blue the spike amplitude at its center ($x = 0$). As in the anomalous case, the LS encounters a supercritical Hopf bifurcation (H), where it starts to oscillate in amplitude with a single period, as schematically shown in the inset of Fig. 18. In Fig. 18 (1) we show a portion of the two-dimensional projection of the cycle in the phase space, together with the projection of the unstable (saddle) LS. Increasing S gradually, the amplitude of the oscillation grows [see Fig. 18], and eventually the system undergoes the same dynamical sequence as in the anomalous regime: the single period oscillations undergo a PD bifurcation starting a route to temporal chaos, as depicted in panels (1)-(4) of Fig. 18. At some point, the chaotic attractor [see Fig. 18 (4)] collides with the saddle, and the system undergoes a boundary crisis BC_1 where the attractor is destroyed, opening a parameter window where the system falls to the static attractor A_h^t . This window ends at a second boundary crisis BC_2 , where temporal chaos reappears again. From this dynamical state, the system undergoes the same bifurcation sequence as just described but in reverse order, until the single period oscillatory state is restored. Increasing S further, the amplitude of the oscillations decreases and eventually the cycle dies at a second supercritical Hopf very close to SN_1^r .

As Δ increases, the static window between BC_1 and BC_2 widens as BC_2 progressively moves toward H_2 , and BC_1 towards H_1 . In contrast, decreasing Δ leads to a fusion of BC_1 and BC_2 , and the disappearance of the static window. With further reduction in Δ , the temporal chaos, period-4 and period-2 cycles gradually fade away, and only the period-1 oscillation remains; for low values of Δ this oscillation disappears as well (Parra-Rivas et al., 2016b,a). Dark LSs with several SOs undergo a similar behavior to that described here.

8. Broken spatial reversibility: effect of third order dispersion

In the previous sections we have described the bifurcation structure and main features of different types of localized solutions of Eq. (1.1). This equation describes the dynamics of Kerr dispersive cavities in most practical situations quite well. However, sometimes the modeling of the experimental setup requires the addition of extra terms accounting for a number of physical effects which are not included. Many authors have addressed this issue, and the influence of such terms. In particular, we mention the case of higher-order chromatic dispersion (Tlidi & Gelens, 2010; Leo et al., 2013b; Tlidi et al., 2013; Bahloul et al., 2014; Milián & Skryabin, 2014; Parra-Rivas et al., 2014a), stimulated Raman scattering (SRS) (Milián et al., 2015; Wang et al., 2018; Clerc et al., 2020b), or time-delayed feedback (Panajotov et al., 2016; Tlidi et al., 2017).

The spatial reversibility of Eq. (1.1) is an essential ingredient not only for the formation of the LSs studied previously, but also for the bifurcation structure undergone by such states. Thus, while high-order terms preserving spatial reversibility (e.g., fourth-order dispersion) lead to similar types of states and bifurcation diagrams (Tlidi & Gelens, 2010), those breaking it (e.g., third order dispersion or SRS) result in important modifications of the LSs shape, and their dynamics and stability, as well as having strong implications for their bifurcation structure (Burke et al., 2009; Makrides & Sandstede, 2014).

In this section, we examine the influence that the loss of spatial reversibility may have on the bifurcation structure of the LSs studied previously, and for this purpose we include the dispersive term $\gamma \partial_x^3 A$

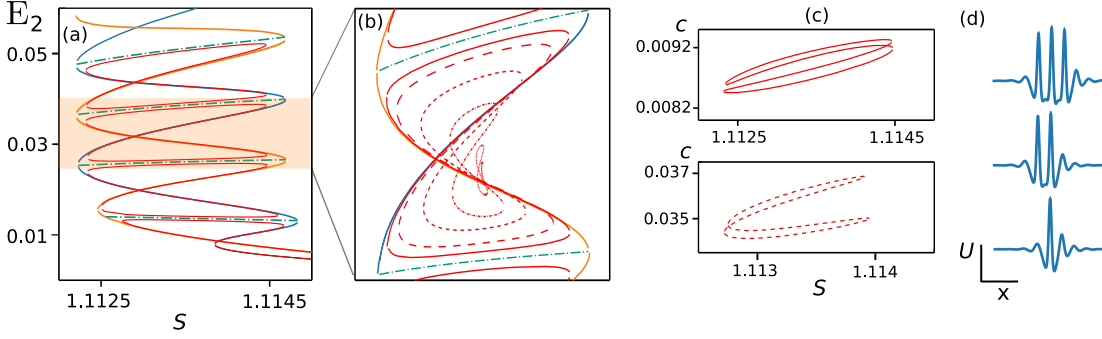


FIG. 19. Implications of the loss of spatial reversibility on the snakes-and-ladders structure. Panel (a) shows the formation of a stack of isolas (in red) for $\gamma = 0.01$ and the underlying the snakes-and-ladders structure. Panel (b) shows the gradual shrinking of the third isola shown in (a) as γ increases, namely $\gamma = 0.01, 0.02, 0.04, 0.06, 0.076$. Panel (c) shows the speed c of these isola states as a function of S when $\gamma = 0.01$ and $\gamma = 0.04$. Panel (d) shows three asymmetric LPs when $\gamma = 0.04$.

accounting for third-order chromatic dispersion (hereafter TOD), in Eq. (1.1):

$$\partial_t A = -(1 + i\Delta)A + iv\partial_x^2 A + \gamma\partial_x^3 A + iA|A|^2 + S. \quad (8.1)$$

As a result of the loss of spatial reversibility, the solutions of Eq. (8.1) are asymmetric and drift at constant velocity depending of the control parameters of the system. Steadily drifting LS solutions satisfy the time-independent ordinary differential equation

$$-(1 + i\Delta)A + c\partial_x A + iv\partial_x^2 A + \gamma\partial_x^3 A + iA|A|^2 + S = 0, \quad (8.2)$$

where the new variable x results from a change in the reference frame $x \rightarrow x - ct$. The resulting solutions can be obtained through path-continuation schemes, with the drift speed c calculated as part of the solution.

8.1 Symmetry breaking in the anomalous regime: Isolats of asymmetric states

The influence of TOD on patterns and LSs dynamics in the anomalous regime have been studied mostly for large detuning, where the typical LSs are spikes. In this context, TOD may lead to the stabilization of oscillatory and chaotic dynamics, and furthermore, to the shrinking of the LSs existence region (Milián & Skryabin, 2014; Parra-Rivas et al., 2014a).

From a bifurcation perspective, the loss of spatial reversibility is responsible for the destruction of the snakes-and-ladders structure, as first shown in a seminal paper by Burke *et al.* in the context of the Swift-Hohenberg equation (Burke et al., 2009). In the LL equation studied here, the TOD leads to the same destruction for $\Delta < 2$, whose main features are summarized in Fig. 19. Figure 19(a) shows in blue the snakes-and-ladders structure composed of Γ_0 , Γ_π and the rung states. When $\gamma \neq 0$, the pitchfork bifurcations near each $\text{SN}_i^{l,r}$ responsible for the rung states become imperfect, leading to the stack of isolats shown in red. Figure 19(b) shows a close-up view of the diagram shown in Fig. 19(a) around the 3-peak LS branches, where the corresponding isola is shown for several values of γ . Increasing γ leads to the gradual shrinkage of the isolats until they eventually disappear. In the present case this happens for $\gamma \approx 0.08$. The speed of the LP along the isola is shown as a function of S in Fig. 19(c) for two values

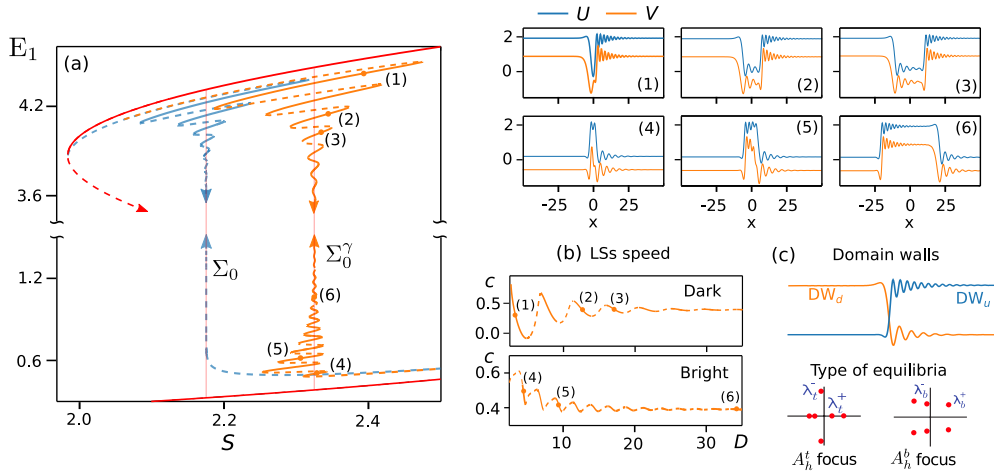


FIG. 20. Implications of the loss of spatial reversibility on collapsed snaking. Panel (a) shows in blue the collapsed snaking branch Σ_0 associated with dark LSs in the absence of TOD. The orange curve Σ_0^γ correspond to the bifurcation structure computed in the presence of TOD when $\gamma = 0.7$. The top part of the diagram shows the change in the collapsed snaking shown in blue, and the labels (1)-(3) correspond to the dark asymmetric states shown on the right panels. The bottom part of the diagram shows the collapsed snaking associated with the asymmetric bright LSs shown in panels (4)-(6). Panel (b) shows the speed c of dark and bright LSs as a function of the LS width D . Panel (c) shows the morphology of DW_d and DW_u corresponding to the spatial eigenvalues associated with A_h^d and A_h^u . Adapted from Parra-Rivas et al. (2017b).

of γ , namely $\gamma = 0.01$ (top panel) and $\gamma = 0.04$ (bottom panel). Note that an increase in the asymmetry of the LPs due to increasing γ results in an increase of their speed.

The formation of isolas is not the only scenario that one can find in the presence of a reversibility-breaking term (Makrides & Sandstede, 2014). Indeed, for $\Delta > 2$, where no snakes-and-ladders structure exists in the absence of TOD, the loss of spatial reversibility leads to a reorganization of Γ_0 and Γ_π giving rise to mixed homoclinic snaking (Parra-Rivas et al., 2014a). The transition between these two scenarios has been studied in detail in the context of the SH equation (Makrides & Sandstede, 2014). However, in the current context, this point remains an open question.

8.2 Symmetry-breaking in the normal regime: Coexistence of dark and bright LSs

The influence of TOD on the LSs and their organization in the normal regime has also been addressed in several papers, both theoretically (He et al., 2016; Parra-Rivas et al., 2017b; Talla Mbé et al., 2017; Lobanov et al., 2017) and more recently experimentally (Li et al., 2020; Anderson et al., 2020).

From a bifurcation perspective, the loss of spatial reversibility in this regime leads to the coexistence of bright and dark LSs (Parra-Rivas et al., 2017b), and to important modifications of the collapsed snaking morphology as shown in Fig. 20. The diagram in blue corresponds to the collapsed snaking branch Σ_0 shown in Fig. 13 in the absence of TOD ($\gamma = 0$). The orange curve Σ_0^γ shows how Σ_0 changes when spatial reversibility is broken and $\gamma = 0.7$. The top part of Σ_0^γ corresponds to the modified collapsed snaking structure associated with dark LSs. Labels (1)-(3) correspond to the asymmetric dark LSs shown on the right. The bottom part of Σ_0^γ corresponds to asymmetric bright states such as those shown in Fig. 20 (4)-(6). The speed c of the dark and bright LSs along Σ_0^γ is shown in Fig. 20(b) as

a function of the LSs width D . The speed oscillates along the snaking curves and for large widths it asymptotically reaches a constant value corresponding to a LS like that shown in Fig. 20 (6).

The emergence of bright LSs and the modification of collapsed snaking with γ can be understood by examining the changes to the interaction and locking of DWs. The breaking of the spatial reversibility is responsible for changing the spatial eigenvalues associated with the equilibria A_h^b and A_h^t , which in turn leads to changes in the DWs tails as shown in Fig. 20(c). When $\gamma \neq 0$, oscillatory tails appear not only around A_h^b , but also around A_h^t , thereby changing the interaction and the locking of DWs. As a result, stable bright and stable dark LS are both possible, a fact reflected in the change in Σ_0^γ .

Another important effect on the DWs dynamics is that γ modifies the position of the Maxwell point S_M , and therefore the location of the snaking diagram which shifts to larger values of S as γ increases. Moreover, by modifying the DW interaction, TOD is also responsible for an enlargement of the locking regions of the different states, and in consequence of their range of existence in parameter space. The bright states described here, and the collapsed snaking associated with them, have recently been identified in experiments in fiber cavities (Li et al., 2020).

9. Discussion and conclusions

It is a general (but useful!) observation that folds of homogeneous solutions of partial differential equations on the real line serve as a source of the spatially modulated and ultimately spatially localized structures found in many (reversible) systems. The reason is simple: in a spatial dynamics description of such systems a fold is associated with a multiplicity two zero eigenvalue. When these become nonzero away from the fold their effect is easily balanced by weak spatial modulation, and it is this balance that leads to the presence of dark solitons near A_b^t and bright solitons near A_h^b in the LL equation. These states are all initially unstable but numerical branch-following techniques show that they typically acquire stability (and hence physical significance) in a process called snaking, following Woods & Champneys (1999). However, this observation is more general and is also responsible for the presence of modulated structures near transcritical bifurcations or indeed near (subcritical) Turing bifurcations, as exemplified by a number of studies of reaction-diffusion equations (see, e.g., Knobloch & Yochelis (2020) and references therein) or the equations of fluid dynamics (Beaume et al., 2018). Typically one finds that these localized structures extend between these special points, i.e., that there are (one or more) branches of localized structures connecting these points. This is fundamentally because branches of such states cannot terminate in 'mid-air' or, for physical reasons, extend to infinity. Thus the snaking structures are responsible for the transformation of one spatially extended state of the system into another. In many cases the details of this transformation may be rather complex.

In this paper, we have illustrated these principles using the one-dimensional LL equation, which models a dispersive Kerr optical cavity and is an equation for the intra-cavity electric field envelope in the mean-field approximation. We provided a detailed description of the different types of localized structures arising in this system, unveiling their origin, bifurcation structure, and stability, but never losing sight of the bigger picture.

The departure point of this work has been the determination of the temporal linear stability properties of the simplest state of the system: the HSS (Sec. 2.1). In the anomalous regime, this analysis reveals that a spatially periodic pattern arises from a Turing bifurcation, and that it becomes subcritical in the range $41/30 < \Delta < 2$, leading to a bistability scenario compatible with a homoclinic snaking structure. In the normal regime, however, the main bistable scenario arises between two HSSs, A_h^b and A_h^t , resulting in a collapsed snaking bifurcation structure. Locally, these snaking curves bifurcate from a number of *spatial* codimension-one bifurcations of the HSS, including a Hamiltonian-Hopf and a reversible

Takens-Bogdanov bifurcation. These bifurcations in turn arise from a codimension-two point known as quadruple-zero (QZ) [occurring at $(\Delta, S) = (2, \sqrt{2})$], which organizes all the behavior in the (Δ, S) -parameter space (Sec. 2.2). Near these points, Eq. (1.1) can be reduced to a simpler weakly nonlinear equation (i.e., a *normal form*) which retains the essential dynamics of the system. This reduction is performed using multiscale perturbation techniques (Sec. 3) and the resulting normal form supports the LS solutions found in Eq. (1.1) near these points. A similar reduction has been also performed around the QZ point (Sec. 4). In each case the weakly nonlinear solutions have been tracked away from the bifurcations that gave rise to them using numerical continuation.

In the anomalous regime (Sec. 5), the standard snakes-and-ladders structure exists for $\Delta < 2$. The LSs corresponding to this scenario are bright localized patterns (Sec. 5.1). When $\Delta \rightarrow 2^-$, the wavelength of the spatially periodic pattern involved in the formation of the LPs diverges, and at $\Delta = 2$ the periodic state undergoes a global homoclinic bifurcation and the different LPs become tame homoclinic orbits (i.e., spikes). This transition destroys the snakes-and-ladders structure and replaces it for $\Delta > 2$ by *foliated snaking* of spike arrays (Sec. 5.2). Furthermore, LPs still form through a heteroclinic tangle below the BD transition, and their solution branches connect to the foliated snaking via a global bifurcation that occurs at the BD point.

In the normal regime (Sec. 6), the collapsed snaking scenario is present for $\Delta > \sqrt{3}$, and the states associated with it are the dark LSs, consisting in a portion of the low intensity state A_h^b embedded in the high intensity A_h^f background. The formation of this bifurcation structure can be understood through the interaction and locking of DWs (Coullet, 2002).

The LL equation (1.1) is a non-gradient system and may therefore undergo complex spatio-temporal dynamics such as breathing, temporal chaos and spatiotemporal chaos, in addition to the steady states studied previously. We have shown (Sec. 7) that in the anomalous regime bright spikes undergo such dynamics for intermediate values of Δ as a consequence of a Gavrilov-Guckenheimer bifurcation. In this context, single period oscillatory behavior may undergo a period-doubling route to temporal chaos, and ultimately to spatiotemporal chaos. In the normal regime, a similar scenario is found for dark LSs of different widths. However, in this regime, spatiotemporal chaos is absent.

We have also examined the effects of breaking the spatial reversibility $x \rightarrow -x$ through third-order chromatic dispersion (Sec. 8). In the anomalous regime, we have characterized how this symmetry-breaking term destroys the snakes-and-ladders structure leading to a stack of isolas, which eventually fade away as the symmetry-breaking increases. In the normal regime, the collapsed snaking associated with dark LSs persists, but a similar snaking structure emerges as a result of the stabilization of bright LSs. Note that any other term breaking spatial reversibility is expected to lead to a similar bifurcation scenario as has recently been shown when considering the effect of stimulated Raman scattering in the normal regime (Parra-Rivas et al., 2020a).

There are several issues that have been left out of this work. One of these concerns the interaction of LSs and the formation of bound states. In the anomalous regime, for example, this point has been addressed analytically (Vladimirov et al., 2018), numerically (Parra-Rivas et al., 2017a) and experimentally (Wang et al., 2017). Another interesting point relates to the effects of higher-order dispersion that preserves spatial reversibility (such as a fourth-order dispersion). In this context, the implications of fourth-order dispersion in the anomalous regime have been analyzed for low values of Δ , where it is responsible for the stabilization of dark LPs and the emergence of new homoclinic snaking (Tlidi & Gelens, 2010). However, the persistence of homoclinic snaking for larger values of Δ , and a complete understanding of this regime is still lacking. Regarding the normal regime, the impact of such a term on the bifurcation structure of LSs remains an open question.

Another interesting point relates to the presence of stimulated Raman scattering. This last effect

breaks the spatial reversibility of the system, and its implications for the LSs bifurcation scenario and associated dynamics may be similar to those described in Sec. 8 when dealing with TOD. The dynamics of spike LSs in the presence of the Raman effect have been studied in the anomalous regime by different groups (Milián et al., 2015; Wang et al., 2018; Chen et al., 2018; Sahoo & Roy, 2019). However, little is known about its impact on the bifurcation structure associated with spike states or the LPs studied in this paper. In the normal regime, in contrast, the modification of the collapsed snaking structure in the presence of stimulated Raman scattering was recently characterized by Parra-Rivas et al. (2020a).

From a mathematical point of view, one may wonder if the previous bifurcation scenarios persist when a two-dimensional version of Eq. (1.1) is considered. Although several works have addressed the study of LSs in the 2D LL equation in the context of diffractive cavities (Scroggie et al., 1994; Firth & Lord, 1996; Firth et al., 2002), the characterization of the bifurcation structure and stability has only focused on single LS (Gomila et al., 2005, 2007a; Gelens et al., 2008), and a complete and systematic characterization is therefore necessary. In this context, the simplest extension of the present work should focus on the radially symmetric structures, described by a nonautonomous one-dimensional problem in the radial coordinate, cf. (Lloyd & Sandstede, 2009; McCalla & Sandstede, 2010). One could even consider a 3D scenario, where LS correspond to the so-called *optical bullets*. Although these objects have received some attention in different dissipative systems (Jenkins et al., 2009; Veretenov & Tlidi, 2009; Javaloyes, 2016), their full bifurcation structure remains at present an open problem as well.

Acknowledgment

PPR acknowledges support from the Fonds National de la Recherche Scientifique F.R.S.-FNRS (Belgium). This work was supported in part the National Science Foundation under grant DMS-1908891 (EK).

REFERENCES

- Akhmediev, N. & Ankiewicz, A., editors (2008) *Dissipative Solitons: From Optics to Biology and Medicine*. Lecture Notes in Physics. Springer-Verlag, Berlin Heidelberg.
- Allgower, E. L. & Georg, K. (1990) *Numerical Continuation Methods: An Introduction*. Springer Series in Computational Mathematics. Springer-Verlag, Berlin Heidelberg.
- Anderson, M., Leo, F., Coen, S., Erkintalo, M. & Murdoch, S. G. (2016) Observations of spatiotemporal instabilities of temporal cavity solitons. *Optica*, **3**(10), 1071–1074.
- Anderson, M. H., Lihachev, G., Weng, W., Liu, J. & Kippenberg, T. J. (2020) Zero-dispersion Kerr solitons in optical microresonators. *arXiv:2007.14507 [physics]*. arXiv: 2007.14507.
- Bahloul, L., Cherbi, L., Hariz, A. & Tlidi, M. (2014) Temporal localized structures in photonic crystal fibre resonators and their spontaneous symmetry-breaking instability. *Philosophical Transactions of the Royal Society A: Mathematical, Physical and Engineering Sciences*, **372**(2027), 20140020.
- Bao, C., Xuan, Y., Wang, C., Fülöp, A., Leaird, D. E., Torres-Company, V., Qi, M. & Weiner, A. M. (2018) Observation of Breathing Dark Pulses in Normal Dispersion Optical Microresonators. *Physical Review Letters*, **121**(25), 257401.
- Barashenkov, I. V. & Smirnov, Y. S. (1996) Existence and stability chart for the ac-driven, damped nonlinear Schrödinger solitons. *Physical Review E*, **54**(5), 5707–5725.
- Beaume, C., Bergeon, A. & Knobloch, E. (2018) Three-dimensional doubly diffusive convectons: instability and transition to complex dynamics. *Journal of Fluid Mechanics*, **840**, 74–105.
- Beck, M., Knobloch, J., Lloyd, D. J. B., Sandstede, B. & Wagenknecht, T. (2009) Snakes, ladders, and isolas of localized patterns. *SIAM Journal on Mathematical Analysis*, **41**(3), 936–972.

- Buffoni, B., Champneys, A. R. & Toland, J. F. (1996) Bifurcation and coalescence of a plethora of homoclinic orbits for a Hamiltonian system. *Journal of Dynamics and Differential Equations*, **8**(2), 221–279.
- Burke, J., Houghton, S. M. & Knobloch, E. (2009) Swift-Hohenberg equation with broken reflection symmetry. *Physical Review E*, **80**(3), 036202.
- Burke, J. & Knobloch, E. (2006) Localized states in the generalized Swift-Hohenberg equation. *Physical Review E*, **73**(5), 056211.
- Burke, J. & Knobloch, E. (2007) Snakes and ladders: Localized states in the Swift-Hohenberg equation. *Physics Letters A*, **360**(6), 681–688.
- Burke, J., Yochelis, A. & Knobloch, E. (2008) Classification of spatially localized oscillations in periodically forced dissipative systems. *SIAM Journal on Applied Dynamical Systems*, **7**(3), 651–711.
- Champneys, A. R. (1998) Homoclinic orbits in reversible systems and their applications in mechanics, fluids and optics. *Physica D: Nonlinear Phenomena*, **112**(1), 158–186.
- Champneys, A. R., Kirk, V., Knobloch, E., Oldeman, B. E. & Sneyd, J. (2007) When Shil'nikov meets Hopf in excitable systems. *SIAM Journal on Applied Dynamical Systems*, **6**(4), 663–693.
- Chapman, S. J. & Kozyreff, G. (2009) Exponential asymptotics of localised patterns and snaking bifurcation diagrams. *Physica D: Nonlinear Phenomena*, **238**(3), 319–354.
- Chembo, Y. K., Gomila, D., Tlidi, M. & Menyuk, C. R. (2017) Theory and applications of the Lugiato-Lefever equation. *The European Physical Journal D*, **71**(11), 299.
- Chembo, Y. K. & Menyuk, C. R. (2013) Spatiotemporal Lugiato-Lefever formalism for Kerr-comb generation in whispering-gallery-mode resonators. *Physical Review A*, **87**(5), 053852.
- Chen, W., Garbin, B., Nielsen, A. U., Coen, S., Murdoch, S. G. & Erkintalo, M. (2018) Experimental observations of breathing Kerr temporal cavity solitons at large detunings. *Optics Letters*, **43**(15), 3674–3677.
- Chomaz, J. M. (1992) Absolute and convective instabilities in nonlinear systems. *Physical Review Letters*, **69**(13), 1931–1934.
- Clerc, M. G., Coulibaly, S., Parra-Rivas, P. & Tlidi, M. (2020a) Nonlocal Raman response in Kerr resonators: Moving temporal localized structures and bifurcation structure. *Chaos: An Interdisciplinary Journal of Nonlinear Science*, **30**(8), 083111.
- Clerc, M. G., Coulibaly, S. & Tlidi, M. (2020b) Time-delayed nonlocal response inducing traveling temporal localized structures. *Physical Review Research*, **2**(1), 013024.
- Clerc, M. G., Escaff, D. & Kenkre, V. M. (2010) Analytical studies of fronts, colonies, and patterns: Combination of the Allee effect and nonlocal competition interactions. *Physical Review E*, **82**(3), 036210.
- Coen, S., Randle, H. G., Sylvestre, T. & Erkintalo, M. (2013) Modeling of octave-spanning Kerr frequency combs using a generalized mean-field Lugiato-Lefever model. *Optics Letters*, **38**(1), 37–39.
- Coulibaly, S., Taki, M., Bendahmane, A., Millot, G., Kibler, B. & Clerc, M. G. (2019) Turbulence-induced rogue waves in Kerr resonators. *Physical Review X*, **9**(1), 011054.
- Coullet, P. (2002) Localized patterns and fronts in nonequilibrium systems. *International Journal of Bifurcation and Chaos*, **12**(11), 2445–2457.
- Coullet, P., Elphick, C. & Repaux, D. (1987) Nature of spatial chaos. *Physical Review Letters*, **58**(5), 431–434.
- Delcey, L. & Haragus, M. (2018) Periodic waves of the Lugiato-Lefever equation at the onset of Turing instability. *Philosophical Transactions of the Royal Society A: Mathematical, Physical and Engineering Sciences*, **376**(2117), 20170188.
- Del'Haye, P., Schliesser, A., Arcizet, O., Wilken, T., Holzwarth, R. & Kippenberg, T. J. (2007) Optical frequency comb generation from a monolithic microresonator. *Nature*, **450**(7173), 1214–1217.
- Descalzi, O., Clerc, M. G., Residori, S. & Assanto, G., editors (2011) *Localized States in Physics: Solitons and Patterns*. Springer-Verlag, Berlin Heidelberg.
- Devaney, R. L. (1976) Reversible diffeomorphisms and flows. *Transactions of the American Mathematical Society*, **218**, 89–113.
- Devaney, R. L. (1977) Blue sky catastrophes in reversible and Hamiltonian systems. *Indiana University Mathemat-*

- ics Journal*, **26**(2), 247–263.
- Doedel, E., Keller, H. B. & Kernevez, J. P. (1991a) Numerical analysis and control of bifurcation problems (i): bifurcation in finite dimensions. *International Journal of Bifurcation and Chaos*, **01**(03), 493–520.
- Doedel, E., Keller, H. B. & Kernevez, J. P. (1991b) Numerical analysis and control of bifurcation problems (ii): bifurcation in infinite dimensions. *International Journal of Bifurcation and Chaos*, **01**(04), 745–772.
- Escaff, D., Fernandez-Oto, C., Clerc, M. G. & Tlidi, M. (2015) Localized vegetation patterns, fairy circles, and localized patches in arid landscapes. *Physical Review E*, **91**(2), 022924.
- Firth, W. J., Harkness, G. K., Lord, A., McSloy, J. M., Gomila, D. & Colet, P. (2002) Dynamical properties of two-dimensional Kerr cavity solitons. *JOSA B*, **19**(4), 747–752.
- Firth, W. J. & Lord, A. (1996) Two-dimensional solitons in a Kerr cavity. *Journal of Modern Optics*, **43**(5), 1071–1077.
- Gandhi, P., Zelnik, Y. R. & Knobloch, E. (2018) Spatially localized structures in the Gray–Scott model. *Philosophical Transactions of the Royal Society A: Mathematical, Physical and Engineering Sciences*, **376**(2135), 20170375.
- Garbin, B., Wang, Y., Murdoch, S. G., Oppo, G.-L., Coen, S. & Erkintalo, M. (2017) Experimental and numerical investigations of switching wave dynamics in a normally dispersive fibre ring resonator. *The European Physical Journal D*, **71**(9), 240.
- Gaspard, P. (1993) Local birth of homoclinic chaos. *Physica D: Nonlinear Phenomena*, **62**(1), 94–122.
- Geleens, L., Gomila, D., Van der Sande, G., Danckaert, J., Colet, P. & Matías, M. A. (2008) Dynamical instabilities of dissipative solitons in nonlinear optical cavities with nonlocal materials. *Physical Review A*, **77**(3), 033841.
- Godey, C. (2017) A bifurcation analysis for the Lugiato-Lefever equation. *The European Physical Journal D*, **71**(5), 131.
- Godey, C., Balakireva, I. V., Coillet, A. & Chembo, Y. K. (2014a) Stability analysis of the spatiotemporal Lugiato-Lefever model for Kerr optical frequency combs in the anomalous and normal dispersion regimes. *Physical Review A*, **89**(6), 063814.
- Godey, C., Balakireva, I. V., Coillet, A. & Chembo, Y. K. (2014b) Stability analysis of the spatiotemporal Lugiato-Lefever model for Kerr optical frequency combs in the anomalous and normal dispersion regimes. *Physical Review A*, **89**(6), 063814.
- Gomila, D., Jacobo, A., Matías, M. A. & Colet, P. (2007a) Phase-space structure of two-dimensional excitable localized structures. *Physical Review E*, **75**(2), 026217.
- Gomila, D., Matías, M. A. & Colet, P. (2005) Excitability mediated by localized structures in a dissipative nonlinear optical cavity. *Physical Review Letters*, **94**(6), 063905.
- Gomila, D., Parra-Rivas, P., Colet, P., Coillet, A., Lin, G., Daugey, T., Diallo, S., Merolla, J.-M. & Chembo, Y. K. (2020) Observation of the Eckhaus instability in whispering-gallery mode resonators. *arXiv:2002.01833 [cond-mat, physics:nlin, physics:physics]*. arXiv: 2002.01833.
- Gomila, D., Scroggie, A. J. & Firth, W. J. (2007b) Bifurcation structure of dissipative solitons. *Physica D: Nonlinear Phenomena*, **227**(1), 70–77.
- Grebogi, C., Ott, E. & Yorke, J. A. (1983) Crises, sudden changes in chaotic attractors, and transient chaos. *Physica D: Nonlinear Phenomena*, **7**(1), 181–200.
- Gärtner, J., Trocha, P., Mandel, R., Koos, C., Jahnke, T. & Reichel, W. (2019) Bandwidth and conversion efficiency analysis of dissipative Kerr soliton frequency combs based on bifurcation theory. *Physical Review A*, **100**(3), 033819.
- Guckenheimer, J. & Holmes, P. J. (1983) *Nonlinear Oscillations, Dynamical Systems, and Bifurcations of Vector Fields*. Applied Mathematical Sciences. Springer-Verlag, New York.
- Haelterman, M., Trillo, S. & Wabnitz, S. (1992) Dissipative modulation instability in a nonlinear dispersive ring cavity. *Optics Communications*, **91**(5), 401–407.
- Haragus, M. & Iooss, G. (2011) *Local Bifurcations, Center Manifolds, and Normal Forms in Infinite-Dimensional Dynamical Systems*. Universitext. Springer-Verlag, London.

- He, Y., Wang, S. & Zeng, X. (2016) Dynamics of dispersive wave emission from dark solitons in Kerr frequency combs. *IEEE Photonics Journal*, **8**(6), 1–8.
- Herr, T., Brasch, V., Jost, J. D., Wang, C. Y., Kondratiev, N. M., Gorodetsky, M. L. & Kippenberg, T. J. (2014) Temporal solitons in optical microresonators. *Nature Photonics*, **8**(2), 145–152.
- Homburg, A. J. & Sandstede, B. (2010) Homoclinic and heteroclinic bifurcations in vector fields. *Handbook of Dynamical Systems: volume 3*, pages 379–524.
- Iooss, G. (1995) A codimension 2 bifurcation for reversible vector fields. *Fields Institute Communications*, **4**, 17.
- Javaloyes, J. (2016) Cavity light bullets in passively mode-locked semiconductor lasers. *Physical Review Letters*, **116**(4), 043901.
- Jenkins, S. D., Prati, F., Lugiato, L. A., Columbo, L. & Brambilla, M. (2009) Cavity light bullets in a dispersive Kerr medium. *Physical Review A*, **80**(3), 033832.
- Kaup, D. J. & Newell, A. C. (1978) Theory of nonlinear oscillating dipolar excitations in one-dimensional condensates. *Physical Review B*, **18**(10), 5162–5167.
- Kholmyansky, D. & Gat, O. (2019) Optimal frequency combs from cnoidal waves in Kerr microresonators. *Physical Review A*, **100**(6), 063809.
- Kippenberg, T. J., Holzwarth, R. & Diddams, S. A. (2011) Microresonator-Based Optical Frequency Combs. *Science*, **332**(6029), 555–559.
- Knobloch, E. (2015) Spatial localization in dissipative systems. *Annual Review of Condensed Matter Physics*, **6**(1), 325–359.
- Knobloch, E. & Yochelis, A. (2020) Stationary peaks in a multi-variable reaction-diffusion system: Foliated snaking due to subcritical Turing instability. *arXiv:2008.00094 [nlin, q-bio]*. arXiv: 2008.00094.
- Knobloch, J. & Wagenknecht, T. (2005) Homoclinic snaking near a heteroclinic cycle in reversible systems. *Physica D: Nonlinear Phenomena*, **206**(1), 82–93.
- Kolossovski, K., Champneys, A. R., Buryak, A. V. & Sammut, R. A. (2002) Multi-pulse embedded solitons as bound states of quasi-solitons. *Physica D: Nonlinear Phenomena*, **171**(3), 153–177.
- Kozyreff, G. (2012) Localized Turing patterns in nonlinear optical cavities. *Physica D: Nonlinear Phenomena*, **241**(10), 939–946.
- Kozyreff, G. & Chapman, S. J. (2006) Asymptotics of large bound states of localized structures. *Physical Review Letters*, **97**(4), 044502.
- Leo, F., Coen, S., Kockaert, P., Gorza, S.-P., Emplit, P. & Haelterman, M. (2010) Temporal cavity solitons in one-dimensional Kerr media as bits in an all-optical buffer. *Nature Photonics*, **4**(7), 471–476.
- Leo, F., Gelens, L., Emplit, P., Haelterman, M. & Coen, S. (2013a) Dynamics of one-dimensional Kerr cavity solitons. *Optics Express*, **21**(7), 9180–9191.
- Leo, F., Mussot, A., Kockaert, P., Emplit, P., Haelterman, M. & Taki, M. (2013b) Nonlinear symmetry breaking induced by third-order dispersion in optical fiber cavities. *Physical Review Letters*, **110**(10), 104103.
- Li, Z., Coen, S., Murdoch, S. G. & Erkintalo, M. (2020) Experimental observations of bright dissipative Kerr cavity solitons and their collapsed snaking in a driven resonator with normal dispersion. *arXiv:2005.02995 [physics]*. arXiv: 2005.02995.
- Liu, Z., Ouali, M., Coulibaly, S., Clerc, M. G., Taki, M. & Tlidi, M. (2017) Characterization of spatiotemporal chaos in a Kerr optical frequency comb and in all fiber cavities. *Optics Letters*, **42**(6), 1063–1066.
- Lloyd, D. & Sandstede, B. (2009) Localized radial solutions of the Swift–Hohenberg equation. *Nonlinearity*, **22**(2), 485–524.
- Lobanov, V. E., Cherenkov, A. V., Shitikov, A. E., Bilenko, I. A. & Gorodetsky, M. L. (2017) Dynamics of platons due to third-order dispersion. *The European Physical Journal D*, **71**(7), 185.
- Lobanov, V. E., Lihachev, G., Kippenberg, T. J. & Gorodetsky, M. L. (2015) Frequency combs and platons in optical microresonators with normal GVD. *Optics Express*, **23**(6), 7713–7721.
- Lucas, E., Karpov, M., Guo, H., Gorodetsky, M. L. & Kippenberg, T. J. (2017) Breathing dissipative solitons in optical microresonators. *Nature Communications*, **8**(1), 736.

- Lugiato, L. A. & Lefever, R. (1987) Spatial dissipative structures in passive optical systems. *Physical Review Letters*, **58**(21), 2209–2211.
- Makrides, E. & Sandstede, B. (2014) Predicting the bifurcation structure of localized snaking patterns. *Physica D: Nonlinear Phenomena*, **268**, 59–78.
- Matsko, A. B., Savchenkov, A. A. & Maleki, L. (2012) On excitation of breather solitons in an optical microresonator. *Optics Letters*, **37**(23), 4856–4858.
- McCalla, S. & Sandstede, B. (2010) Snaking of radial solutions of the multi-dimensional Swift–Hohenberg equation: A numerical study. *Physica D: Nonlinear Phenomena*, **239**(16), 1581–1592.
- Melbourne, I. (1998) Derivation of the time-dependent Ginzburg–Landau equation on the line. *Journal of Nonlinear Science*, **8**(1), 1–15.
- Milián, C., Gorbach, A. V., Taki, M., Yulin, A. V. & Skryabin, D. V. (2015) Solitons and frequency combs in silica microring resonators: Interplay of the Raman and higher-order dispersion effects. *Physical Review A*, **92**(3), 033851.
- Milián, C. & Skryabin, D. V. (2014) Soliton families and resonant radiation in a micro-ring resonator near zero group-velocity dispersion. *Optics Express*, **22**(3), 3732–3739.
- Miyaji, T., Ohnishi, I. & Tsutsumi, Y. (2010) Bifurcation analysis to the Lugiato–Lefever equation in one space dimension. *Physica D: Nonlinear Phenomena*, **239**(23), 2066–2083.
- Morales, G. J. & Lee, Y. C. (1974) Ponderomotive-force effects in a nonuniform plasma. *Physical Review Letters*, **33**(17), 1016–1019.
- Nazemosadat, E., Fülöp, A., Helgason, O. B., Wang, P.-H., Xuan, Y., Leaird, D. E., Qi, M., Silvestre, E., Weiner, A. M. & Torres-Company, V. (2019) Switching dynamics of dark-pulse Kerr comb states in optical microresonators. *arXiv:1910.11035 [physics]*. arXiv: 1910.11035.
- Nozaki, K. & Bekki, N. (1985) Chaotic solitons in a plasma driven by an rf field. *Journal of the Physical Society of Japan*, **54**(7), 2363–2366.
- Panajotov, K., Puzyrev, D., Vladimirov, A. G., Gurevich, S. V. & Tlidi, M. (2016) Impact of time-delayed feedback on spatiotemporal dynamics in the Lugiato–Lefever model. *Physical Review A*, **93**(4), 043835.
- Parra-Rivas, P., Coulibaly, S., Clerc, M. G. & Tlidi, M. (2020a) Influence of Stimulated Raman scattering on Kerr domain walls and localized structures. *arXiv:2007.07534 [nlin, physics:physics]*. arXiv: 2007.07534.
- Parra-Rivas, P., Gomila, D., Colet, P. & Gelens, L. (2017a) Interaction of solitons and the formation of bound states in the generalized Lugiato–Lefever equation. *The European Physical Journal D*, **71**(7), 198.
- Parra-Rivas, P., Gomila, D. & Gelens, L. (2017b) Coexistence of stable dark- and bright-soliton Kerr combs in normal-dispersion resonators. *Physical Review A*, **95**(5), 053863.
- Parra-Rivas, P., Gomila, D., Gelens, L. & Knobloch, E. (2018a) Bifurcation structure of localized states in the Lugiato–Lefever equation with anomalous dispersion. *Physical Review E*, **97**(4), 042204.
- Parra-Rivas, P., Gomila, D., Gelens, L. & Knobloch, E. (2018b) Bifurcation structure of periodic patterns in the Lugiato–Lefever equation with anomalous dispersion. *Physical Review E*, **98**(4), 042212.
- Parra-Rivas, P., Gomila, D., Knobloch, E., Coen, S. & Gelens, L. (2016a) Origin and stability of dark pulse Kerr combs in normal dispersion resonators. *Optics Letters*, **41**(11), 2402–2405.
- Parra-Rivas, P., Gomila, D., Leo, F., Coen, S. & Gelens, L. (2014a) Third-order chromatic dispersion stabilizes Kerr frequency combs. *Optics Letters*, **39**(10), 2971–2974.
- Parra-Rivas, P., Gomila, D., Matías, M. A., Coen, S. & Gelens, L. (2014b) Dynamics of localized and patterned structures in the Lugiato–Lefever equation determine the stability and shape of optical frequency combs. *Physical Review A*, **89**(4), 043813.
- Parra-Rivas, P., Knobloch, E., Gomila, D. & Gelens, L. (2016b) Dark solitons in the Lugiato–Lefever equation with normal dispersion. *Physical Review A*, **93**(6), 063839.
- Parra-Rivas, P., Mas-Arabí, C. & Leo, F. (2020b) Parametric localized patterns and breathers in dispersive quadratic cavities. *Physical Review A*, **101**(6), 063817.
- Ponedel, B. C. & Knobloch, E. (2016) Forced snaking: Localized structures in the real Ginzburg–Landau equation

- with spatially periodic parametric forcing. *The European Physical Journal Special Topics*, **225**(13), 2549–2561.
- Périnet, N., Verschuere, N. & Coulibaly, S. (2017) Eckhaus instability in the Lugiato-Lefever model. *The European Physical Journal D*, **71**(9), 243.
- Sahoo, A. & Roy, S. (2019) Stability and variational analysis of cavity solitons under various perturbations. *Physical Review A*, **100**(5), 053814.
- Scroggie, A. J., Firth, W. J., McDonald, G. S., Tlidi, M., Lefever, R. & Lugiato, L. A. (1994) Pattern formation in a passive Kerr cavity. *Chaos, Solitons & Fractals*, **4**(8), 1323–1354.
- Talla Mbé, J. H., Milián, C. & Chembo, Y. K. (2017) Existence and switching behavior of bright and dark Kerr solitons in whispering-gallery mode resonators with zero group-velocity dispersion. *The European Physical Journal D*, **71**(7), 196.
- Tlidi, M., Bahloul, L., Cherbi, L., Hariz, A. & Coulibaly, S. (2013) Drift of dark cavity solitons in a photonic-crystal fiber resonator. *Physical Review A*, **88**(3), 035802.
- Tlidi, M., Fernandez-Oto, C., Clerc, M. G., Escaff, D. & Kockaert, P. (2015) Localized plateau beam resulting from strong nonlocal coupling in a cavity filled by metamaterials and liquid-crystal cells. *Physical Review A*, **92**(5), 053838.
- Tlidi, M. & Gelens, L. (2010) High-order dispersion stabilizes dark dissipative solitons in all-fiber cavities. *Optics Letters*, **35**(3), 306–308.
- Tlidi, M., Mandel, P. & Lefever, R. (1994) Localized structures and localized patterns in optical bistability. *Physical Review Letters*, **73**, 640–643.
- Tlidi, M., Panajotov, K., Ferré, M. & Clerc, M. G. (2017) Drifting cavity solitons and dissipative rogue waves induced by time-delayed feedback in Kerr optical frequency comb and in all fiber cavities. *Chaos: An Interdisciplinary Journal of Nonlinear Science*, **27**(11), 114312.
- Turing, A. M. (1952) The chemical basis of morphogenesis. *Philosophical Transactions of the Royal Society of London. Series B, Biological Sciences*, **237**(641), 37–72.
- Vanderbauwhede, A. & Fiedler, B. (1992) Homoclinic period blow-up in reversible and conservative systems. *Zeitschrift für angewandte Mathematik und Physik ZAMP*, **43**(2), 292–318.
- Veretenov, N. & Tlidi, M. (2009) Dissipative light bullets in an optical parametric oscillator. *Physical Review A*, **80**(2), 023822.
- Verschuere, N. & Champneys, A. (2017) A model for cell polarization without mass conservation. *SIAM Journal on Applied Dynamical Systems*, **16**(4), 1797–1830.
- Verschuere, N. & Champneys, A. (2020) Dissecting the snake: the transition from localized patterns to isolated spikes in pattern formation systems. *arXiv:1809.07847 [nlin]*. arXiv: 1809.07847.
- Vladimirov, A. G., Gurevich, S. V. & Tlidi, M. (2018) Effect of Cherenkov radiation on localized-state interaction. *Physical Review A*, **97**(1), 013816.
- Wang, Y., Anderson, M., Coen, S., Murdoch, S. G. & Erkintalo, M. (2018) Stimulated Raman scattering imposes fundamental limits to the duration and bandwidth of temporal cavity solitons. *Physical Review Letters*, **120**(5), 053902.
- Wang, Y., Leo, F., Fatome, J., Erkintalo, M., Murdoch, S. G. & Coen, S. (2017) Universal mechanism for the binding of temporal cavity solitons. *Optica*, **4**(8), 855–863.
- Woods, P. D. & Champneys, A. R. (1999) Heteroclinic tangles and homoclinic snaking in the unfolding of a degenerate reversible Hamiltonian–Hopf bifurcation. *Physica D: Nonlinear Phenomena*, **129**(3), 147–170.
- Xue, X., Xuan, Y., Liu, Y., Wang, P.-H., Chen, S., Wang, J., Leaird, D. E., Qi, M. & Weiner, A. M. (2015) Mode-locked dark pulse Kerr combs in normal-dispersion microresonators. *Nature Photonics*, **9**(9), 594–600.
- Yochelis, A., Burke, J. & Knobloch, E. (2006) Reciprocal oscillons and nonmonotonic fronts in forced nonequilibrium systems. *Physical Review Letters*, **97**(25), 254501.
- Yu, M., Jang, J. K., Okawachi, Y., Griffith, A. G., Luke, K., Miller, S. A., Ji, X., Lipson, M. & Gaeta, A. L. (2017) Breather soliton dynamics in microresonators. *Nature Communications*, **8**(1), 14569.

Zelnik, Y. R., Gandhi, P., Knobloch, E. & Meron, E. (2018) Implications of tristability in pattern-forming ecosystems. *Chaos: An Interdisciplinary Journal of Nonlinear Science*, **28**(3), 033609.