

A PHY Layer Security of a Jamming-Based Underlay Cognitive Hybrid Satellite-Terrestrial Network

Mounia Bouabdellah, and Faissal El Bouanani, *Senior Member, IEEE*

Abstract—In this work, we investigate the physical layer security of a jamming-based underlay cognitive hybrid satellite-terrestrial network consisting of a radio frequency link at the first hop and an optical feeder at the second hop. Particularly, one secondary user (SU) is transmitting data to an end-user optical ground station (D) through the aid of a relay satellite, in the presence of an active eavesdropper at each hop. Moreover, another SU located in the first hop is acting as a friendly jammer and continuously broadcasting an artificial noise that cannot be decoded by the wiretapper so as to impinge positively on the system's secrecy. Owing to the underlying strategy, the SUs are permanently adjusting their transmit powers in order to avoid causing harmful interference to primary users. The RF channels undergo shadowed-Rician and Rayleigh fading models, while the optical link is subject to Gamma-Gamma turbulence with pointing error. Closed-form and asymptotic expressions for the intercept probability (IP) are derived considering two different scenarios regardless of the channel's conditions, namely (i) absence and (ii) presence of a friendly jammer. The effect of various key parameters on IP, e.g., sources' transmit power, artificial noise, maximum tolerated interference power, and fading severity parameters are examined. Precisely, we aim to answer the following question: could a friendly jammer further enhance the security of such a system even in a low SNR regime? All the derived results are corroborated by Monte Carlo simulations and new insights into the considered system's secrecy are gained.

Index Terms—Cognitive radio networks, eavesdropping, free-space optics, intercept probability, jamming signals, physical layer security, satellite communication.

I. INTRODUCTION

With the arrival of the fifth-generation (5G) wireless cellular network and the increasing number of smart mobile devices along with the corresponding Internet of Things (IoT) applications, the demand for high-speed communications is increasing as well. Moreover, providing connectivity to rural areas and achieving worldwide connectivity is expected to be accomplished in sixth-generation (6G) communication networks [1], [2]. In this context, hybrid satellite-terrestrial systems have been widely advocated among appropriate schemes to enlarge the network's coverage in 6G networks. Such networks operate in a conventional Ku (12 GHz) and Ka (26.5-40 GHz) bands. Their aim consists of ensuring a higher data rate (e.g., tens to hundreds of Megabits per second) per end-user, and provide high-speed communications to users in particular areas characterized by a low quality of service when traditional terrestrial networks are employed. With the objective of fulfilling the aforementioned data rate requirements, hundreds of Gbps of aggregate throughput link should be allocated for the ground-satellite connection.

M. Bouabdellah and F. El Bouanani are with ENSIAS College of Engineering, Mohammed V University, Rabat, Morocco (e-mails: {mounia_bouabdellah, faissal.elbouanani}@um5.ac.ma).

Manuscript received XXX, XX, 2015; revised XXX, XX, 2015.

Indeed, one of the omnipresent issues in setting up such high-speed networks lies in bandwidth limitation of a radio-frequency (RF) spectrum, particularly in the Ku and Ka-bands, which restricts the coverage of such systems to a limited number of end-users [3]. In this regard, hybrid satellite-terrestrial cognitive network (HSTCN), employed jointly with free-space optical (FSO) technology could provide an efficient solution to alleviate the spectrum scarcity issue.

Remarkably, HSTCN has received considerable attention during the last years. For instance, the project cognitive radio for satellite communications (CoRaSat) [4] has proposed the implementation of dynamic and smart spectrum usage techniques for satellite communications (SatCom) in view to exploit either the underused or unused frequency resources that have been already assigned to other services. Furthermore, high-speed communication (e.g., Tbps per optical beam) can be achieved by employing FSO technology [5] where the data is transmitted with the help of an optical source emitting light beams in either visible (400-800 nm) or infrared (1500-1550 nm) spectrum bands.

Interestingly, FSO communication is most immune to the interference and provide a high level of security against wire-tapping attacks due to its narrow beamwidth. In contrast, the broadcast nature of RF wireless communication makes it vulnerable to eavesdropping attacks. Moreover, allowing the unlicensed users to share the spectrum with the licensed ones in CRNs can increase the risk of overhearing the signals of legitimate transmitters. In this context, physical layer security (PLS) has been proposed as an efficient solution to support and supplement existing cryptography protocols that are used in higher network layers. Its concept was first introduced in the seminal work of Wyner [6], therein, it has been shown that better secrecy can be achieved if the legitimate channel's capacity exceeds that of the eavesdropper one by a certain rate threshold. Towards this end, the main concern of PLS is to strengthen the secrecy capacity and therefore to improve the SS. Actually, various techniques have been suggested to enhance the SS, namely, artificial noises, relay selection protocols, energy harvesting, cooperative communications, spatial diversity and combining techniques, massive multiple-input and multiple-output, non-orthogonal multiple access, zero-forcing precoding techniques, etc.

Recently, several works have been conducted into the secrecy analysis of CRNs with various system strategies [7]-[21]. For instance, non-cooperative CRNs in the presence of a direct link between the source and the destination have been considered in [7]-[10]. Specifically, it has been assumed in [7] that both sources and receivers are equipped with multiple antennas, whereas in [8]-[10] multiple antennas are considered exclusively at the receivers. The PLS of dual-hop relay-assisted CRNs

was investigated in [11]-[14]. Explicitly, multiple and single eavesdropper have been considered for various relay selection protocols in [11],[12] and [13],[14], respectively. Moreover, the secrecy outage probability (SOP) was derived by examining two scenarios, namely the selection of the relay maximizing the achievable secrecy rate was presented in [11], while the wiretap link signal-to-noise (SNR) minimization-based relay node selection protocol was analyzed in [12],[13]. Significantly, the impact of jamming signals on the SS under various jammers' selection protocols has been discussed in [15]-[17]. By leveraging the powerfulness of EH in enhancing the reliability of wireless communication systems, the PLS of EH-based CRNs was inspected by assuming either time-switching or power-splitting protocols in [18] and [19]-[21], respectively. Furthermore, the energy was considered to be harvested from the PU's and SU's signals in [18]-[19] and [20]-[21], respectively.

A. Motivation and contributions

To the best of the authors' knowledge, very few research works have investigated the PLS of HSTCNs. The secrecy analysis of HSTCN where the terrestrial secondary network is sharing the spectrum with a satellite system, acting as a primary network is examined in [22] by maximizing the SUs rate and considering various beamforming techniques. Distinctively, the authors in [23] dealt with the minimization of the total transmit power of numerous terrestrial base stations and on board the satellite subject to the PU secrecy rate constraint. Later, the average secrecy capacity (ASC) and SOP of a downlink hybrid satellite-FSO cooperative system were derived in [24] by considering both amplify-and-forward and decode-and-forward (DF) relaying protocols. Likewise, the authors of [25] investigated the PLS of a hybrid very high throughput satellite communication system with an FSO feeder link. Therein, a satellite combines the received data from multiple optical ground stations, performs a decoding process, regenerates the information signal, and forwards it to the end-user with zero-forcing precoding so that to cancel the interbeam interference at the receivers.

Motivated by the above, we aim at this work to investigate the PLS of HSTCNs consisting of one secondary user (SU) source communicating with a secondary base station through the aid of relay satellites in presence of two eavesdroppers that are overhearing both communication hops. Besides, another SU acts as a friendly jammer at the first hop and broadcasts an artificial noise to disrupt the eavesdropper. Without loss of generality, the RF secondary and primary links are undergoing shadowed-Rician and Rayleigh fading models, respectively, while the FSO links employed in the second hop are subject to Gamma-Gamma (GG) fading with pointing error for a DF relaying system, and in the presence of two eavesdroppers at both communication hops, deriving the IP is not straight forward. Therefore, the main aim of this work is to derive a new formula for the IP that considers the presence of two eavesdroppers for a DF relaying system.

Pointedly, the main contributions of this work can be summarized as follows:

- A novel expression for the IP of a dual-hop DF relaying in the presence of eavesdroppers at each hop is derived.
- Capitalizing on the above result, the IP expression of HSTCN is derived in closed-form for both the presence and absence of friendly jammer scenarios.

- The asymptotic expression for the IP in high SNR regime is also provided, based on it, the achievable diversity order is retrieved.
- Insightful discussions on the impact of different key parameters of HSTCN on its security are also provided. Specifically, we demonstrated that the SS can be enhanced by increasing (i) SU's transmit power, (ii) maximal tolerated interference power (MTIP) at PU, and (iii) average power of the downlink channel along with the satellite's transmit power. Moreover, we demonstrated that under low source transmit power and low MTIP constraints, the friendly jammer does not enhance the SS.

B. Organization of the paper

The remainder of this paper is organized as follows. The considered HSTCNs is presented in Section II, while in Section III, a novel framework for the IP computation of a dual-hop DF-based CRN is provided, and the closed-form expressions for the IP of HSTCNs along with the asymptotic analysis are presented. The numerical and simulation results are presented and discussed in Section IV. Finally, the last section reports closing remarks that summarize the current contribution.

C. Notations

For the sake of clarity, the different notations used throughout the paper are defined and summarized in Table I.

II. SYSTEM AND CHANNEL MODELS

We consider an underlay cognitive satellite system, presented in Fig. 1, consisting of two SU sources, namely a data source \mathbf{S} , a jammer source \mathbf{S}_J , satellite \mathbf{R} that serves as a relay, one optical ground station \mathbf{D} , two eavesdroppers \mathbf{E}_1 and \mathbf{E}_2 intercepting the communication at the first and the second hop, respectively, one primary transmitter PU_{T_x} , and one primary receiver PU_{R_x} . It is worth mentioning that the jamming signal sent by \mathbf{S}_J can be canceled at the legitimate receiver (i.e. \mathbf{R}), while the eavesdropper \mathbf{E}_1 is not able to decode it. Without loss of generality, the source communicates with the optimal relay through an RF-link, while at the second hop \mathbf{R} forwards data to \mathbf{D} through an optical feeder link. The received signal at \mathbf{R} and \mathbf{E}_1 are, respectively, given by

$$y_R = \sqrt{P_S} x_S h_{SR} + n_R, \quad (1)$$

$$y_{E_1} = \sqrt{P_S} x_S h_{SE_1} + \varepsilon \sqrt{P_{S_J}} x_{S_J} h_{S_J E_1} + n_{E_1}, \quad (2)$$

while, the received signal at node $\mathbf{Z} \in \{\mathbf{D}, \mathbf{E}_2\}$ is given by

$$y_Z = \sqrt{P_R \omega_Z} (\eta I_Z)^{\frac{\alpha}{2}} x_R + n_Z, \quad (3)$$

where, ε is either equal to 0 or to 1 in absence or presence of artificial noise, respectively. P_{T_x} , x_{T_x} , n_{R_x} , η , ω_Z are defined in Table I, I_Z is the irradiance of the link $\mathbf{R}-\mathbf{D}$, (i.e., $I_Z = I_Z^{(a)} I_Z^{(p)} I_Z^{(l)}$) defined as the product of the irradiance fluctuation caused by atmospheric turbulence, the pointing error due to the beam misalignment, and the free-space path loss (FSPL), respectively. Of note, the latter irradiance can be expressed as $I_Z^{(l)} = I_t e^{-\phi d_Z}$, with I_t stands for the laser emittance. For simplicity reasons, the FSPL's irradiance is

TABLE I: List of functions and symbols.

Symbol	Meaning	Symbol	Meaning
h	Fading amplitude	$\mathbb{E}[\cdot]$	Expectation operator
$g = h ^2$	Channel gain	$F(\cdot)$	Cumulative distribution function (CDF)
P_Q^{\max}	Maximum transmit power at $\mathbf{Q} \in \{\mathbf{S}, \mathbf{S}_J\}$	$F^c(\cdot)$	Complementary CDF
P_I	Maximum tolerated interference power at PU_{Rx}	$f(\cdot)$	Probability density function (PDF)
P_{Tx}	Transmit power of node $Tx \in \{\mathbf{S}, \mathbf{S}_J, \mathbf{R}\}$	$\gamma_{inc}(\cdot, \cdot)$	Lower incomplete Gamma function [27, Eq. (8.350.1)]
x_{Tx}	Transmitted signal from the node Tx	$\Gamma(\cdot, \cdot)$	Upper incomplete Gamma function [27, Eq. (8.350.2)]
h_X	Fading amplitudes, $X \in \{SR, SE_1, S_JE_1\}$	I_Z	Channel irradiance
n_{Rx}	Additive white Gaussian noise(AWGN) at $Rx \in \{\mathbf{R}, \mathbf{D}, \mathbf{E}_1, \mathbf{E}_2\}$	γ_{th}	Decoding threshold SNR
ω_Z	Portion of power received by \mathbf{Z} 's photodetector, $\mathbf{Z} \in \{\mathbf{D}, \mathbf{E}_2\}$	m_X	Fading severity parameter
η	Optical-to-electrical conversion ratio	b_X	Half average power of the multi-path component
N	AWGN power	Ω_X	Average power of LOS component
d_Z	Distance between the satellite and the node \mathbf{Z}	r	Detection technique parameter
ϕ	Path-loss exponent	α_Z, β_Z	Turbulence-induced fading parameters
γ_R	SNR at \mathbf{R}	γ_{E_1}	SNR at \mathbf{E}_1 in the absence of a jammer
$\gamma_{E_1}^{(J)}$	SNR at \mathbf{E}_1 in the presence of a jammer	γ_Z	SNR at node \mathbf{Z}
$G_{p,q}^{m,n}$	Meijer's G-function [27, Eq. (9.301)]	\mathcal{U}_Q	SNR at \mathbf{E}_1

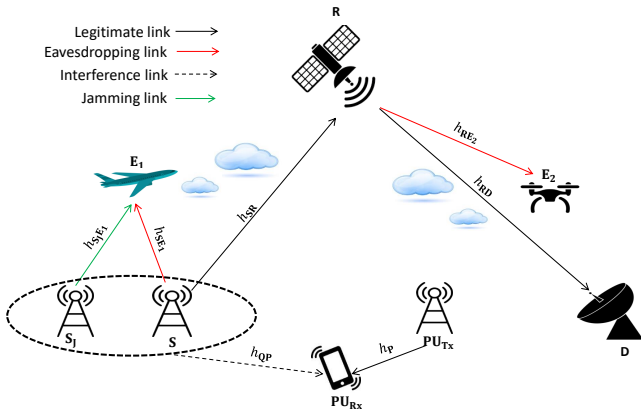


Fig. 1: System model.

considered normalized to unity ($\phi = 0$). Furthermore, r refers to the detection technique index (i.e., $r = 1$ for coherent detection and $r = 2$ for direct detection).

To avoid interference with the PU signal, the SNR at \mathbf{R} can be characterized as

$$\gamma_R = \min\left(\bar{\gamma}_S, \frac{\bar{\gamma}_I}{g_{SP}}\right) g_{SR}, \quad (4)$$

while the SNR at \mathbf{E}_1 in the case of absence and presence of a friendly jammer are, respectively, given by

$$\gamma_{E_1} = \mathcal{U}_S, \quad (5)$$

and

$$\gamma_{E_1}^{(J)} = \frac{\mathcal{U}_S}{\mathcal{U}_{S_J} + 1}, \quad (6)$$

where

$$\mathcal{U}_Q = \min\left(\bar{\gamma}_Q, \frac{\bar{\gamma}_I}{g_{QP}}\right) g_{QE_1}, \quad \mathbf{Q} \in \{\mathbf{S}, \mathbf{S}_J\}, \quad (7)$$

$\bar{\gamma}_Q = P_Q^{\max}/N$, and $\bar{\gamma}_I = P_I/N$, with N presents the thermal power noise at the receivers, assumed identical.

Furthermore, the SNR at node $\mathbf{Z} \in \{\mathbf{D}, \mathbf{E}_2\}$ can be straightforwardly expressed from (3) as

$$\gamma_Z = \frac{P_R \omega_Z (\eta I_Z)^r}{N}. \quad (8)$$

Given that the satellite \mathbf{R} performs the DF protocol, the equivalent SNR of the end-to-end link is given by

$$\gamma_{eq} = \min(\gamma_R, \gamma_D). \quad (9)$$

All fading amplitudes are assumed to be independent and identically distributed (i.i.d). Specifically, the amplitudes of the terrestrial (i.e. \mathbf{S} - PU_{Rx} and \mathbf{S}_J - PU_{Rx}) and uplink channels (i.e. \mathbf{S} - \mathbf{R} , \mathbf{S} - \mathbf{E}_1 , and \mathbf{S}_J - \mathbf{E}_1) are Rayleigh and shadowed-Rician distributed, respectively. Therefore, the PDF of the channel gain corresponding to the latter channel can be characterized as

$$f_{g_X}(x) = \Delta_X e^{-\beta_X x} {}_1F_1(m_X; 1; \delta_X x) \quad (10)$$

$$\stackrel{(a)}{=} \Delta_X e^{-v_X x} \sum_{n=0}^{m_X-1} \phi_X^{(n)} x^n, \quad X \in \{SR, SE_1, S_JE_1\},$$

where $\Delta_X = \frac{1}{2b_X} \left(\frac{2b_X m_X}{2b_X m_X + \Omega_X} \right)^{m_X}$, $v_X = \beta_X - \delta_X$, $\beta_X = \frac{1}{2b_X}$, $\delta_X = \frac{\beta_X \Omega_X}{2b_X m_X + \Omega_X}$, $\phi_X^{(n)} = \frac{(m_X-1)! \delta_X^n}{(m_X-1-n)! (n!)^2}$, ${}_1F_1(\cdot; \cdot; \cdot)$ denotes the confluent hypergeometric function [27, Eq. (9.210)], and step (a) follows by assuming that m_X is a positive-valued number and by using jointly Eqs. (06.10.02.0003.01) and (07.20.03.0025.01) of [28]. The corresponding CDF can be straightforwardly obtained from the above PDF as

$$F_{g_X}(x) = \Delta_X \sum_{n=0}^{m_X-1} \phi_X^{(n)} \int_0^x t^n e^{-v_X t} dt \quad (11)$$

$$= \Delta_X \sum_{n=0}^{m_X-1} \frac{\phi_X^{(n)}}{v_X^{n+1}} \gamma_{inc}(n+1, v_X x),$$

where $\gamma_{inc}(\cdot, \cdot)$ denotes the lower incomplete Gamma function [27, Eq. (8.350.1)].

On the other hand, as the atmospheric turbulence induced-fading with pointing error for the received optical beam is

modeled with Gamma-Gamma distribution, the PDF and CDF of the SNR γ_Z are expressed, respectively as [26]

$$f_{\gamma_Z}(z) = \frac{\mathcal{O}_Z}{r^z} G_{1,3}^{3,0} \left(\Upsilon_Z \sqrt{\frac{z}{\mu_r^{(Z)}}} \middle| \begin{matrix} -; \xi_Z^2 + 1 \\ \xi_Z^2, \alpha_Z, \beta_Z; - \end{matrix} \right), \quad (12)$$

$$F_{\gamma_Z}(z) = \frac{r^{\alpha_Z + \beta_Z - 2} \mathcal{O}_Z}{(2\pi)^{r-1}} G_{r+1,3r+1}^{3r,1} \left(\frac{\Upsilon_Z^r z}{r^{2r} \mu_r^{(Z)}} \middle| \begin{matrix} 1; \kappa_1^{(Z)} \\ \kappa_2^{(Z)}; 0 \end{matrix} \right), \quad (13)$$

where $\sqrt[r]{\cdot}$ denotes the r th root, $\mathcal{O}_Z = \frac{\xi_Z^2}{\Gamma(\alpha_Z)\Gamma(\beta_Z)}$, $\mu_r^{(Z)} = \mathbb{E}[\gamma_Z]$, $\Upsilon_Z = \frac{\xi_Z^2 \alpha_Z \beta_Z}{\xi_Z^2 + 1}$, $\kappa_1^{(Z)} = \left\{ \frac{\xi_Z^2 + i}{r} \right\}_{i=1..r}$, $\kappa_2^{(Z)} = \left\{ \frac{\xi_Z^2 + i}{r}, \frac{\alpha_Z + i}{r}, \frac{\beta_Z + i}{r} \right\}_{i=0..r-1}$, and $G_{p,q}^{m,n} \left(z \middle| \begin{matrix} (a_i)_{i \leq p} \\ (b_k)_{k \leq q} \end{matrix} \right)$ denotes the Meijer G-function [27, Eq. (9.301)]

III. INTERCEPT PROBABILITY

In this section, we derive closed-form and asymptotic expressions for the IP of the considered HSTCN. The IP is defined as the probability of the legitimate link capacity falls below the wiretap channel one.

$$\text{IP} = \Pr(C_{\text{sec}} \leq 0), \quad (14)$$

where C_{sec} represents the system's secrecy capacity and it can be expressed as

$$C_{\text{sec}} = \min(C_{1S}, C_{2S}), \quad (15)$$

with

$$C_{1S} = \log_2 \left(\frac{1 + \gamma_R}{1 + \gamma_{E_1}} \right), \quad (16)$$

and

$$C_{2S} = \min \left(\log_2 \left(\frac{1 + \gamma_R}{1 + \gamma_{E_2}} \right), \log_2 \left(\frac{1 + \gamma_D}{1 + \gamma_{E_2}} \right) \right). \quad (17)$$

Remark 1. One can see from (14) that the system's secrecy can be enhanced by increasing C_{sec} . This can be achieved by either increasing the SNRs at legitimate nodes (i.e., \mathbf{R} and \mathbf{D}) or decreasing the SNRs at the eavesdroppers at both hops. To this end, the system's secrecy is impacted by two main factors: (i) transmit power of the sources, and (ii) fading severity exhibited by different channels. Owing to that, it can be clearly noticed from (4) and (6) that increasing either $\bar{\gamma}_I$ or $\bar{\gamma}_S$ enhances the SNR at \mathbf{R} , while increasing $\bar{\gamma}_{S_j}$ decreases the SNR at \mathbf{E}_1 . Particularly, the presence of a friendly jammer decreases this latter metric as can be ascertained in (6) and (5). Furthermore, above a certain threshold of either $\bar{\gamma}_I$ or $\bar{\gamma}_S$, both legitimate and eavesdropper SNRs depend exclusively of either $\bar{\gamma}_S$ or $\bar{\gamma}_I$, respectively as can be observed in (6)-(7). Consequently, the IP remains steady in both aforementioned cases. Likewise, it can be noticed from (8) that the capacities of the second-hop channels are affected by various parameters including the satellite's transmit power and the average powers of both LOS and multipath components of the downlink turbulence channel.

A. New framework for the IP

In order to derive the closed-form and asymptotic expressions for the IP of the considered HSTCN, we have to provide first a framework for IP's evaluation of a dual-hop cognitive system in the presence of an eavesdropper at each hop when the relay performs the DF protocol. Next, both closed-form and asymptotic expressions of the IP for the considered system are provided under two scenarios, namely (i) absence, and (ii) presence of a friendly jamming signal.

Lemma 1. For a dual-hop cognitive network-aided DF relaying protocol experiencing generalized fading models over the intercepting attempt of two wiretappers \mathbf{E}_1 and \mathbf{E}_2 at the first and the second hop, respectively, the IP can be evaluated as

$$\text{IP} = 1 - \int_{u=0}^{\infty} f_{g_{SP}}(u) \mathcal{R}_1(u) du, \quad (18)$$

where

$$\mathcal{R}_1(u) = \int_{y=\gamma_{th}}^{\infty} \mathcal{J}_1(y, u) \mathcal{J}_2(y) dy, \quad (19)$$

$$\mathcal{J}_1(y, u) = f_{\gamma_R | g_{SP}=u}(y) F_{\gamma_{E_1} | g_{SP}=u}(y), \quad (20)$$

and

$$\mathcal{J}_2(y) = \int_{z=0}^y f_{\gamma_{E_2}}(z) F_{\gamma_D}^c(z) dz, \quad (21)$$

where $F^c(\cdot)$ denotes the complementary CDF.

Proof. The proof is provided in Appendix A. \blacksquare

B. IP closed-form

Theorem 1. The closed-form expressions for IP of the considered HSTCN under the considered fading models is given by (33) as shown at the top of the next page, for both absence (i.e. $\mathcal{E} = A$) and presence (i.e. $\mathcal{E} = P$) of a friendly jamming, where

$$e^{(Z, \tau)} = \frac{\Gamma(\alpha_Z - \xi_Z^2) \Gamma(\beta_Z - \xi_Z^2)}{\tau + \xi_Z^2}, \quad (22)$$

$$e^{(Z, \tau, k)}(x, y) = \frac{(-1)^k \Gamma(x - y - k)}{k! (\xi_Z^2 - y - k) (\tau + y + k)}, \quad (23)$$

$$\xi_Z^2 \neq y + k,$$

$$\mathcal{B}^{(n_1, n_2, n_3, p)} = \frac{\binom{n_2}{p} \phi_{S_j E_1}^{(n_1)} \phi_{S E_1}^{(n_2)} \phi_{S R}^{(n_3)}}{v_{S_j E_1}^{n_1+1} v_{S E_1}^p}, \quad (24)$$

$$\Psi_2^{(n_1, n_2, n_3, p, a, \tau)} = \frac{\varrho_D^{\tau} (\Upsilon_{E_2} \varrho_{E_2})^a}{\zeta^{n_2 + n_3 - p + 1 + a + \tau}} \times \left[\begin{matrix} F_{g_{SP}}(\sigma_S) \mathcal{M}^{(n_1, n_2, n_3, p, a, \tau)} \\ + \lambda_{SP} \sigma_S^{a+\tau} \mathcal{Y}^{(n_1, n_2, n_3, p, a, \tau)} \end{matrix} \right], \quad (25)$$

$$\Psi_3^{(n_1, n_2, n_3, p, a, \tau)} = \frac{\varrho_D^{\tau} (\Upsilon_{E_2} \varrho_{E_2})^a}{\zeta^{n_2 + n_3 - p + 1 + a + \tau}} \times \left[\begin{matrix} F_{g_{SP}}(\sigma_S) \Phi^{(n_1, n_2, n_3, p, a, \tau)} \\ + \lambda_{SP} \sigma_S^{a+\tau} \mathcal{W}^{(n_1, n_2, n_3, p, a, \tau)} \end{matrix} \right], \quad (26)$$

$$\theta = \mathcal{O}_D \times \mathcal{O}_{E_2}, \quad (27)$$

$$\varrho_Z = \frac{\bar{\gamma}_S}{\mu_1^{(Z)}}, \quad (28)$$

$$\sigma_Q = \frac{\bar{\gamma}_I}{\bar{\gamma}_Q}, \quad (29)$$

$$\epsilon_I = \frac{\gamma_{th}}{\bar{\gamma}_I}, \quad (30)$$

$$\chi = \frac{v_{SJE_1} \zeta}{v_{SE_1}}, \quad (31)$$

$$\zeta = v_{SR} + v_{SE_1}, \quad (32)$$

$\tau \in \{0, q\}$, $q \in \{\xi_D^2, \alpha_D + k, \beta_D + k\}$, $G_{p,q}^{m,n} \left(z \left| \begin{matrix} (a_l, b_l)_{l \leq p} \\ (c_u, d_u)_{u \leq q} \end{matrix} \right. \right)$ accounts for the upper incomplete Meijer's G-function [29, Eq. (1.1.1)], $j = \sqrt{-1}$, and \mathcal{C}_s and \mathcal{C}_w are two vertical lines of integration chosen so as to separate left poles of the integrand functions in (41) and (43), from the right ones.

Proof. The proof is provided in Appendix B. ■

C. Asymptotic IP

In this subsection, we provide an asymptotic analysis of the derived closed-form expression for the IP in high SNR regime. It can be noticed from (40), (42), (41), and (43) that the expression for the IP can be approximated for high SNR values by considering $\bar{\gamma}_I \rightarrow \infty$.

Theorem 2. *The Asymptotic expression for the IP in the presence of a friendly jammer is given by (46) as shown at the top of page 7, with*

$$\Psi_2^{(0, n_2, n_3, p, a, \tau)} = \sigma_{S_J} \mathcal{V}^{(n_2, n_3, p, a, \tau)}, \quad (44)$$

$$\Psi_3^{(0, n_2, n_3, p, a, \tau)} = \frac{\Gamma(2 + n_1, \sigma_{S_J} \lambda_{SJP})}{\lambda_{SJP}} \mathcal{V}^{(n_2, n_3, p, a, \tau)}, \quad (45)$$

and $\mathcal{V}^{(n_2, n_3, p, a, \tau)}$ is given by (49) as shown at the same aforementioned page.

Proof. The proof is provided in Appendix C. ■

Remark 2. *It is worth mentioning that the expression for the IP in the absence of a friendly jammer does not have an asymptotic expression as (34) is independent of $\bar{\gamma}_I$.*

IV. NUMERICAL RESULTS AND DISCUSSION

In this part, the derived analytical results are validated through Monte Carlo simulation by generating 10^6 random samples and setting the parameters are summarized in Table II. The turbulence parameters of the FSO hops were generated based on OGS-satellite distance, wavelength, and aperture radius according to [30, Eqs. (4, 9-10)] and [31, Eqs. (8)]. The main point of note from Figures 2-7 is that all closed-form and simulation curves are perfectly matching for numerous system parameters' values, showing the high accuracy of our results.

Fig. 2 depicts the IP versus $\bar{\gamma}_I$ for various values of Ω_X . It is clearly seen that the greater $\bar{\gamma}_I$ is, the smaller the IP is. This can be justified from (4) by the fact that when the MTIP at the PU

TABLE II: Simulation parameters.

Parameter	b_X	m_X	Ω_X	λ_{QP}	α_Z
Value	1.4	2	3	0.8	6.1096
Parameter	β_Z	ξ_Z	$\gamma_{th}(\text{dB})$	$\bar{\gamma}_I(\text{dB})$	$\bar{\gamma}_S(\text{dB})$
Value	1.0794	1.1227	2	9	60
Parameter	$\bar{\gamma}_{S_J}(\text{dB})$	$\mu_{E_2}(\text{dB})$	$\mu_D(\text{dB})$	η	ω_D
Value	10	20	40	0.7	0.7

receiver increases, the SU is allowed to use its maximal transmit power, which contributes to the improvement of the SS.

Figures 3 and 4 show the IP versus $\bar{\gamma}_I$ and $\bar{\gamma}_S$, respectively, for various values of $\bar{\gamma}_{S_J}$. It can be ascertained that the IP decreases with the increase of $\bar{\gamma}_I$, $\bar{\gamma}_S$, and $\bar{\gamma}_{S_J}$ as explained in Remark 1. Also, it can be noticed that the presence of a friendly jammer improves the SS per the same Remark. However, one can notice that for low values of $\bar{\gamma}_I$ and $\bar{\gamma}_S$, the friendly jammer does not contribute to the enhancement of the SS. In fact, it can be seen from (7) that the smaller $\bar{\gamma}_I$ and $\bar{\gamma}_S$ are, the smaller U_S is. Thus, it follows from (5) and (6) that both γ_{E_1} and $\gamma_{E_1}^{(J)}$ approach 0. Moreover, it can be observed that above certain thresholds of either $\bar{\gamma}_I$ or $\bar{\gamma}_S$, respectively, the IP becomes steady as discussed in Remark 1.

Fig. 5 shows the IP versus $\bar{\gamma}_{S_J}$ for various values of Ω_X . As can be seen, the IP decreases with the increasing values of the $\bar{\gamma}_{S_J}$. This can be justified from (6) as increasing $\bar{\gamma}_{S_J}$ decreases the SNR at the eavesdropper which reduces the wiretap link capacity. Consequently, the secrecy capacity gets enhanced which results in an improvement of the SS.

Fig. 6 illustrates the IP as a function of μ_D in the presence and absence of a friendly jammer for various values of Ω_X . The greater μ_D is, the greater the legitimate end-user SNR is, leading to the improvement of the SS. This behavior can be interpreted as increasing μ_D leads to the enhancement of the SNR at the destination which improves the legitimate link capacity accordingly.

Figures 7 and 8 depict the IP as a function of the average power of the LOS and multipath components in the presence and absence of a friendly jammer. These powers are assumed to be identical for all channels i.e., $\Omega_{SR} = \Omega_{SE_1} = \Omega_{SJE_1}$, and $b_{SR} = b_{SE_1} = b_{SJE_1}$. One can ascertain that increasing the average powers of the LOS and multi-path components at the first hop result in an enhancement of the SS. Moreover, it is clearly seen that the presence of a friendly jammer is strengthening the SS. For instance, one can see that for $\Omega_X = 6$ and $b_X = 6$, IP equals 0.35 and 0.61 in the presence and absence of a friendly jammer, respectively.

V. CONCLUSION

In this paper, the physical layer security of a hybrid satellite-terrestrial cognitive network was investigated. Specifically, the main aim of this work was to derive a new formula for the IP of a DF relaying system that takes into consideration the presence of two eavesdroppers (i.e. at the first and second hop). This formula was then used to investigate the secrecy performance of our system by deriving closed-form and asymptotic expressions for the IP in the presence and absence of a friendly jammer. By considering different key parameters of the network, our results demonstrated that the best secrecy can be achieved

$$\mathbf{IP}_\mathcal{E} = 1 - \frac{\xi_{E_2}^2 \mathcal{D}_\mathcal{E}^{(0)}}{\Gamma(\alpha_{E_2}) \Gamma(\beta_{E_2})} + \theta \left[e^{(D,0)} \mathcal{D}_\mathcal{E}^{(\xi_D^2)} + \sum_{k=0}^{\infty} e^{(D,0,k)} (\beta_D, \alpha_D) \mathcal{D}_\mathcal{E}^{(\alpha_D+k)} + e^{(D,0,k)} (\alpha_D, \beta_D) \mathcal{D}_\mathcal{E}^{(\beta_D+k)} \right], \quad \mathcal{E} \in \{A, P\} \quad (33)$$

$$\mathcal{D}_A^{(\tau)} = \Upsilon_D^\tau \Delta_{SE_1} \Delta_{SR} \sum_{n_2=0}^{m_{SE_1}-1} \sum_{n_3=0}^{m_{SR}-1} \frac{\phi_{SR}^{(n_3)} \phi_{SE_1}^{(n_2)}}{v_{SE_1}^{n_2+1}} \left[e^{(E_2,\tau)} \mathcal{N}_1^{(n_2,n_3,\xi_{E_2}^2,\tau)} + \sum_{k=0}^{\infty} e^{(E_2,\tau,k)} (\beta_{E_2}, \alpha_{E_2}) \mathcal{N}_1^{(n_2,n_3,\alpha_{E_2}+k,\tau)} + \sum_{k=0}^{\infty} e^{(E_2,\tau,k)} (\alpha_{E_2}, \beta_{E_2}) \mathcal{N}_1^{(n_2,n_3,\beta_{E_2}+k,\tau)} \right]. \quad (34)$$

$$\mathcal{D}_P^{(\tau)} = \Upsilon_D^\tau \Delta_{SR} \left[\sum_{n_3=0}^{m_{SR}-1} \phi_{SR}^{(n_3)} \Xi_1^{(n_3,\tau)} - \Delta_{SE_1} \Delta_{SJE_1} \sum_{n_1=0}^{m_{SJE_1}-1} \sum_{n_2=0}^{m_{SE_1}-1} \sum_{p=0}^{n_2} \sum_{n_3=0}^{m_{SR}-1} \times \mathcal{B}^{(n_1,n_2,n_3,p)} \left\{ F_{g_{SJP}}(\sigma_{S_J}) \Xi_2^{(n_1,n_2,n_3,p,\tau)} + \Xi_3^{(n_1,n_2,n_3,p,\tau)} \right\} \right]. \quad (35)$$

$$\mathcal{N}_1^{(n_2,n_3,a,\tau)} = \frac{\varrho_D^\tau (\Upsilon_{E_2} \varrho_{E_2})^a}{v_{SR}^{n_3+\tau+a+1}} \left[F_{g_{SP}}(\sigma_S) G_{2,2}^{1,2} \left(\frac{v_{SE_1}}{v_{SR}} \middle| \begin{matrix} (1,0), (-n_3 - \tau - a, \epsilon_I \sigma_S v_{SR}); - \\ (n_2+1, 0); (0,0) \end{matrix} \right) + \frac{(\lambda_{SP} \sigma_S)^{\tau+a}}{(2\pi j)^2} \int_{C_s} \frac{\Gamma(n_2+1+s) \Gamma(-s)}{\Gamma(1-s)} \left(\frac{v_{SE_1}}{v_{SR}} \right)^{-s} \times \int_{C_w} \frac{\Gamma(-\tau-a-w+1, \lambda_{SP} \sigma_S) \Gamma(n_3+\tau+a+1-s+w) \Gamma(w)}{\Gamma(1+w)} \left(\frac{\epsilon_I v_{SR}}{\lambda_{SP}} \right)^{-w} dsdw \right]. \quad (36)$$

$$\Xi_1^{(n_3,\tau)} = e^{(E_2,\tau)} \Psi_1^{(n_3,\xi_{E_2}^2,\tau)} + \sum_{k=0}^{\infty} e^{(E_2,\tau,k)} (\beta_{E_2}, \alpha_{E_2}) \Psi_1^{(n_3,\alpha_{E_2}+k,\tau)} + e^{(E_2,\tau,k)} (\alpha_{E_2}, \beta_{E_2}) \Psi_1^{(n_3,\beta_{E_2}+k,\tau)}. \quad (37)$$

$$\Psi_1^{(n_3,a,\tau)} = \frac{\varrho_D^\tau (\Upsilon_{E_2} \varrho_{E_2})^a}{v_{SR}^{n_3+\tau+a+1}} \left[F_{g_{SP}}(\sigma_S) \Gamma(n_3 + \tau + a + 1, \epsilon_I \sigma_S v_{SR}) + (\sigma_S \lambda_{SP})^{\tau+a} G_{2,2}^{2,1} \left(\frac{v_{SR} \epsilon_I}{\lambda_{SP}} \middle| \begin{matrix} (\tau + a, \sigma_S \lambda_{SP}); (1,0) \\ (0,0), (n_3 + \tau + a + 1, 0); - \end{matrix} \right) \right]. \quad (38)$$

$$\Xi_n^{(n_1,n_2,n_3,p,\tau)} = e^{(E_2,\tau)} \Psi_n^{(n_1,n_2,n_3,p,\xi_{E_2}^2,\tau)} + \sum_{k=0}^{\infty} e^{(E_2,\tau,k)} (\beta_{E_2}, \alpha_{E_2}) \Psi_n^{(n_1,n_2,n_3,p,\alpha_{E_2}+k,\tau)} + e^{(E_2,\tau,k)} (\alpha_{E_2}, \beta_{E_2}) \Psi_n^{(n_1,n_2,n_3,p,\beta_{E_2}+k,\tau)}, \quad n \in \{2, 3\}. \quad (39)$$

$$\mathcal{M}^{(n_1,n_2,n_3,p,a,\tau)} = G_{2,3}^{2,2} \left(\frac{\chi \sigma_{S_J}}{\bar{\gamma}_I} \middle| \begin{matrix} (-p, 0), (1, 0); - \\ (n_1 + 1, 0), (n_2 + n_3 - p + 1 + \tau + a, \zeta \epsilon_I \sigma_S); (0, 0) \end{matrix} \right). \quad (40)$$

$$\mathcal{Y}^{(n_1,n_2,n_3,p,a,\tau)} = \frac{-\lambda_{SP}^{a+\tau-1}}{(2\pi j)^2} \int_{C_s} \frac{\Gamma(n_1+1+s) \Gamma(1+p-s)}{s} \left(\frac{\chi \sigma_{S_J}}{\bar{\gamma}_I} \right)^{-s} \times \int_{C_w} \frac{\Gamma(n_2+n_3-p+1+\tau+a+s+w) \Gamma(1-a-\tau-w, \sigma_S \lambda_{SP})}{w} \left(\frac{\zeta \epsilon_I}{\lambda_{SP}} \right)^{-w} dsdw. \quad (41)$$

$$\Phi^{(n_1,n_2,n_3,p,a,\tau)} = G_{3,3}^{2,3} \left(\frac{\chi}{\lambda_{SJP} \bar{\gamma}_I} \middle| \begin{matrix} (-p, 0), (1, 0), (0, \sigma_{S_J} \lambda_{SJP}); - \\ (n_1 + 1, 0), (n_2 + n_3 - p + 1 + \tau + a, \zeta \epsilon_I \sigma_S); (0, 0) \end{matrix} \right). \quad (42)$$

$$\mathcal{W}^{(n_1, n_2, n_3, p, a, \tau)} = \frac{-\lambda_{SP}^{a+\tau-1}}{(2\pi j)^2} \int_{\mathcal{C}_s} \frac{\Gamma(n_1+1+s)\Gamma(1+p-s)\Gamma(1-s, \sigma_{S_J}\lambda_{S_J P})}{s} \left(\frac{\chi}{\lambda_{S_J P} \bar{\gamma}_I}\right)^{-s} \quad (43)$$

$$\times \int_{\mathcal{C}_w} \frac{\Gamma(n_2+n_3-p+1+a+\tau+s+w)\Gamma(1-a-\tau-w, \sigma_S \lambda_{SP})}{w} \left(\frac{\zeta \epsilon_I}{\lambda_{SP}}\right)^{-w} dsdw.$$

$$\text{IP}_P^{(\infty)} \sim 1 - \frac{\xi_{E_2}^2 \mathcal{D}_P^{(0, \infty)}}{\Gamma(\alpha_{E_2})\Gamma(\beta_{E_2})} + \theta \left[e^{(D,0)} \mathcal{D}_P^{(\xi_D^2, \infty)} + \sum_{k=0}^{\infty} e^{(D,0,k)} (\beta_D, \alpha_D) \mathcal{D}_P^{(\alpha_D+i, \infty)} + e^{(D,0,k)} (\alpha_D, \beta_D) \mathcal{D}_P^{(\beta_D+k, \infty)} \right]. \quad (46)$$

$$\mathcal{D}_P^{(\tau, \infty)} = \Upsilon_D^\tau \Delta_{SR} \left[\sum_{n_3=0}^{m_{SR}-1} \phi_{SR}^{(n_3)} \Xi_1^{(n_3, \tau)} - \Delta_{SE_1} \Delta_{S_J E_1} \sum_{n_2=0}^{m_{SE_1}-1} \sum_{p=0}^{n_2} \sum_{n_3=0}^{m_{SR}-1} \times \left\{ F_{g_{S_J P}}(\sigma_{S_J}) \Xi_2^{(0, n_2, n_3, p, \tau)} + \Xi_3^{(0, n_2, n_3, p, \tau)} \right\} \mathcal{B}^{(n_1, n_2, n_3, p)} \right]. \quad (47)$$

$$\Xi_n^{(0, n_2, n_3, p, \tau)} = e^{(E_2, \tau)} \Psi_n^{(0, n_2, n_3, p, \xi_{E_2}^2, \tau)} + \sum_{k=0}^{\infty} e^{(E_2, \tau, k)} (\beta_{E_2}, \alpha_{E_2}) \Psi_n^{(0, n_2, n_3, p, \alpha_{E_2}+k, \tau)} + e^{(E_2, \tau, k)} (\alpha_{E_2}, \beta_{E_2}) \Psi_n^{(0, n_2, n_3, p, \beta_{E_2}+k, \tau)}, \quad n \in \{2, 3\}. \quad (48)$$

$$\mathcal{V}^{(n_2, n_3, p, a, \tau)} = \frac{\chi \Gamma(2+p)}{\bar{\gamma}_I} \left[\begin{array}{c} F_{g_{SP}}(\sigma_S) \Gamma(n_2+n_3-p+\tau+a, \zeta \epsilon_I \sigma_S) \\ + (\lambda_{SP} \sigma_S)^{a+\tau} G_{2,2}^{2,1} \left(\frac{\zeta \epsilon_I}{\lambda_{SP}} \middle| \begin{array}{c} (a+\tau, \sigma_S \lambda_{SP}); (1, 0) \\ (0, 0), (n_2+n_3-p+\tau+a, 0); - \end{array} \right) \end{array} \right]. \quad (49)$$

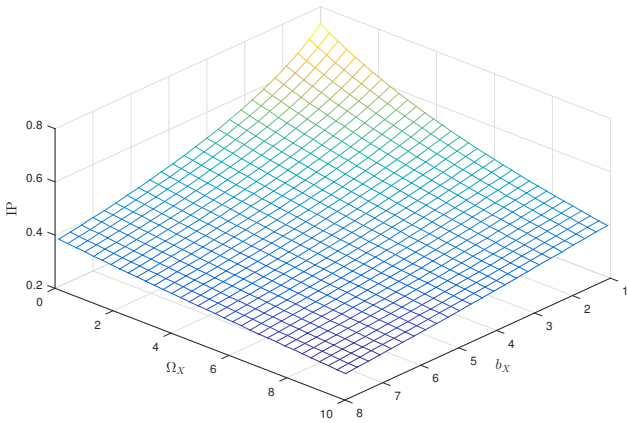


Fig. 8. IP vs Ω_X and b_X in the presence of a friendly jammer.

by increasing the maximum tolerated interference power at the PU receiver and the sources transmit power. Interestingly, we showed that friendly jammer does not contribute to the enhancement of the SS when the transmit power of the source or the maximum tolerated interference power at the PU is below certain thresholds.

APPENDIX A: PROOF OF LEMMA 1

Using equations (14)-(17), the IP can be rewritten as

$$\begin{aligned} \text{IP} &\stackrel{(a)}{=} \Pr(C_{\text{sec}} \leq 0 | \gamma_R > \gamma_{th}) \Pr(\gamma_R > \gamma_{th}) \quad (50) \\ &\quad + \Pr(C_{\text{sec}} \leq 0 | \gamma_R < \gamma_{th}) \Pr(\gamma_R < \gamma_{th}) \\ &\stackrel{(b)}{=} \Pr(C_{\text{sec}} \leq 0 | \gamma_R > \gamma_{th}) \Pr(\gamma_R > \gamma_{th}) \\ &\quad + \Pr(\gamma_R < \gamma_{th}), \end{aligned}$$

where step (a) is attained by using both total probability and Bayes' rules, while step (b) holds by noting that when $\gamma_R < \gamma_{th}$, the satellite **R** fails to decode the received message from **S** and therefore the communication could not be established between the source and the destination (i.e. $\gamma_D = \gamma_{E_2} = 0$). It follows that $C_{\text{sec}} = 0$ and consequently, $\Pr(C_{\text{sec}} \leq 0 | \gamma_R < \gamma_{th}) = 1$.

On the other hand, by considering that

$$\begin{aligned} \Pr(C_{\text{sec}} \leq 0 | \gamma_R > \gamma_{th}) &= \Pr(\gamma_R > \gamma_{th}) \quad (51) \\ &\quad - \Pr(C_{\text{sec}} > 0 | \gamma_R > \gamma_{th}), \end{aligned}$$

Substituting (15) and (51) into (50), the IP can be rewritten as

$$\begin{aligned} \text{IP} &= 1 - \Pr(C_{\text{sec}} > 0, \gamma_R > \gamma_{th}), \quad (52) \\ &= 1 - \underbrace{\Pr(\gamma_R > \gamma_{E_1}, \gamma_R > \gamma_{E_2}, \gamma_D > \gamma_{E_2}, \gamma_R > \gamma_{th})}_{\mathcal{I}}. \end{aligned}$$

Obviously, the term \mathcal{I} can be expressed as the sum of six different probabilities (i.e. $\mathcal{I} = \sum_{i=1}^6 \mathcal{I}_i$ with $\mathcal{I}_i = \Pr(E_i, \gamma_D > \gamma_{E_2})$ where the events E_i are summarized in Table III. Eqs. (48), (50), and (52) are obtained using integration by

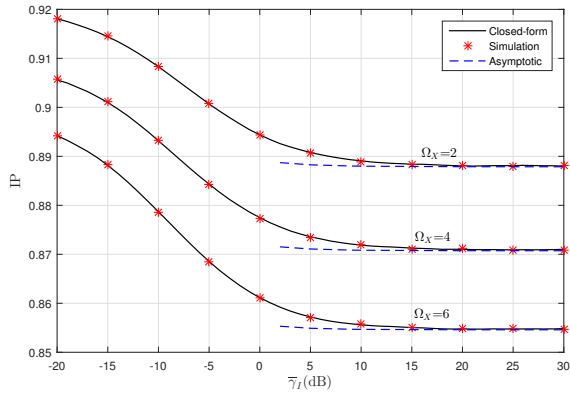


Fig. 2. IP vs $\bar{\gamma}_I$ in the presence of a friendly jammer for different values of Ω_X . $\rho_D = 0.001$, $\rho_{E_2} = 0.01$, $\sigma_S = \sigma_{S_J} = 1$, $\epsilon_I = 0.1$, and $b_X = 4$.

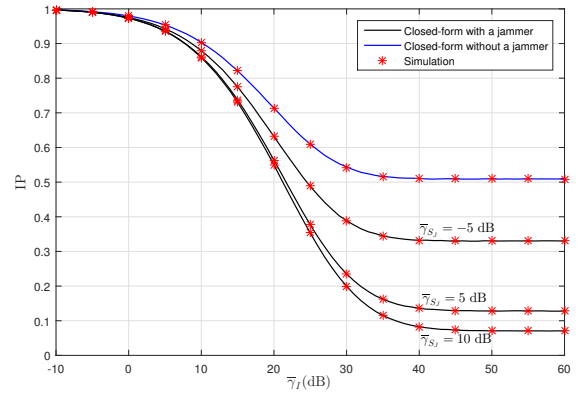


Fig. 3. IP vs $\bar{\gamma}_I$ for different values of $\bar{\gamma}_{S_J}$.

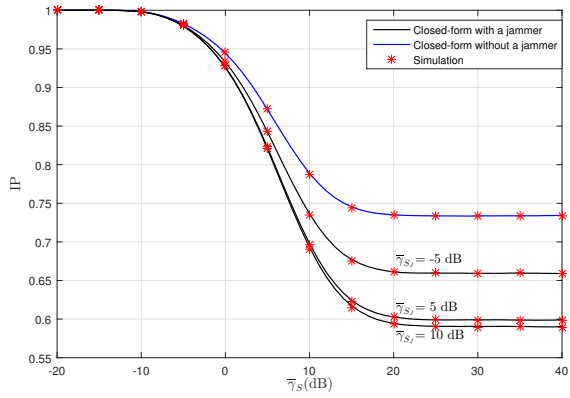


Fig. 4. IP vs $\bar{\gamma}_S$ for different values of $\bar{\gamma}_{S_J}$.

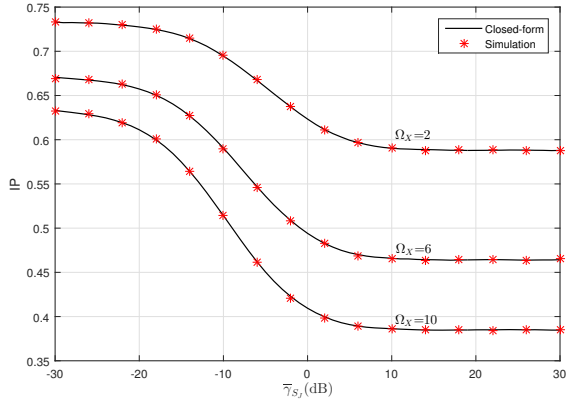


Fig. 5. IP vs $\bar{\gamma}_{S_J}$ for different values of Ω_X .

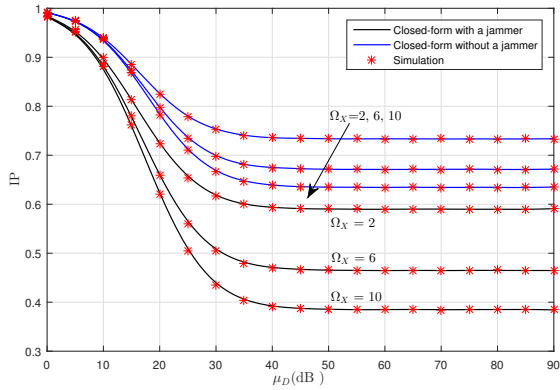


Fig. 6. IP vs μ_D for different values of Ω_X .

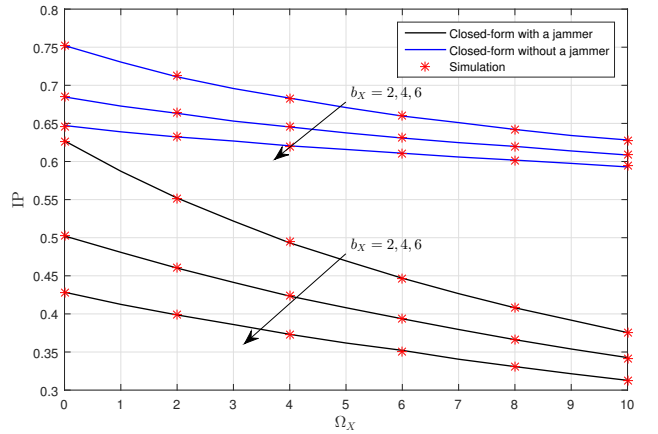


Fig. 7. IP vs Ω_X for different values of b_X .

$$\mathcal{I}_1 = \int_0^\infty f_{g_{SP}}(u) du \int_{\gamma_{th}}^\infty F_{\gamma_{E_1}|g_{SP}=u}(y) \begin{bmatrix} f_{\gamma_R|g_{SP}=u}(y) \int_{\gamma_{th}}^y f_{\gamma_{E_2}}(z) F_{\gamma_D}^c(z) dz \\ -F_{\gamma_R|g_{SP}=u}^c(y) f_{\gamma_{E_2}}(y) F_{\gamma_D}^c(y) \end{bmatrix} dy. \quad (48)$$

$$\mathcal{I}_2 = \int_0^\infty f_{g_{SP}}(u) du \int_{\gamma_{th}}^\infty F_{\gamma_R|g_{SP}=u}^c(z) f_{\gamma_{E_2}}(z) F_{\gamma_D}^c(z) \left[F_{\gamma_{E_1}|g_{SP}=u}(z) - F_{\gamma_{E_1}|g_{SP}=u}(\gamma_{th}) \right] dz. \quad (49)$$

$$\mathcal{I}_3 = \int_0^\infty F_{\gamma_R|g_{SP}=u}^c(\gamma_{th}) f_{g_{SP}}(u) \int_0^{\gamma_{th}} F_{\gamma_{E_1}|g_{SP}=u}(y) f_{\gamma_{E_2}}(y) F_{\gamma_D}^c(y) dy dy. \quad (50)$$

$$\mathcal{I}_4 = \int_0^\infty F_{\gamma_R|g_{SP}=u}^c(\gamma_{th}) f_{g_{SP}}(u) \int_0^{\gamma_{th}} f_{\gamma_{E_2}}(z) F_{\gamma_D}^c(z) \left[F_{\gamma_{E_1}|g_{SP}=u}(\gamma_{th}) - F_{\gamma_{E_1}|g_{SP}=u}(z) \right] dudz. \quad (51)$$

$$\mathcal{I}_5 = \int_0^\infty F_{\gamma_{E_1}|g_{SP}=u}(\gamma_{th}) f_{g_{SP}}(u) \left[\int_{\gamma_{th}}^\infty f_{\gamma_{E_2}}(x) F_{\gamma_D}^c(x) - \int_{\gamma_{th}}^\infty F_{\gamma_R|g_{SP}=u}(x) f_{\gamma_{E_2}}(x) F_{\gamma_D}^c(x) \right] dudx. \quad (52)$$

$$\mathcal{I}_6 = \int_0^\infty f_{g_{SP}}(u) \int_{\gamma_{th}}^\infty f_{\gamma_R|g_{SP}=u}(x) \left[F_{\gamma_{E_1}|g_{SP}=u}(x) - F_{\gamma_{E_1}|g_{SP}=u}(\gamma_{th}) \right] dx du \times \int_0^{\gamma_{th}} f_{\gamma_{E_2}}(z) F_{\gamma_D}^c(z) dz. \quad (53)$$

 TABLE III: Events for \mathcal{I} .

	Event		Event
E_1	$\gamma_R > \gamma_{E_1} > \gamma_{E_2} > \gamma_{th}$	E_4	$\gamma_R > \gamma_{th} > \gamma_{E_1} > \gamma_{E_2}$
E_2	$\gamma_R > \gamma_{E_2} > \gamma_{E_1} > \gamma_{th}$	E_5	$\gamma_R > \gamma_{E_2} > \gamma_{th} > \gamma_{E_1}$
E_3	$\gamma_R > \gamma_{th} > \gamma_{E_2} > \gamma_{E_1}$	E_6	$\gamma_R > \gamma_{E_1} > \gamma_{th} > \gamma_{E_2}$

parts alongside some algebraic manipulations, while (49), (51), and (53) can be achieved by applying the basic definition of the CDF.

By performing a summation of (48)-(53) and substituting \mathcal{I} into (52), (18) is attained, which concludes the proof of **Lemma 1**.

APPENDIX B: PROOF OF THEOREM 1

To prove the IP expression given in (14) in both the absence and presence of friendly jammer cases, it is mandatory to compute $\mathcal{J}_1(y, u)$, $\mathcal{J}_2(y)$, and $\mathcal{R}_1(u)$. As one can see from (20) and (21), to compute $\mathcal{J}_1(y, u)$ it is sufficient to derive the conditional CDFs of (4), (5) and (6), while $\mathcal{J}_2(y)$ can be attained using (10) and (11).

To do so, we start by computing the conditional CDF of γ_R for a given g_{SP} as follows

$$F_{\gamma_R|g_{SP}=u}(y) = \Pr(\gamma_R \leq y | g_{SP} = u) \quad (54)$$

$$\stackrel{(a)}{=} F_{g_{SR}}\left(\frac{y}{\Omega(u)}\right),$$

where $\Omega(u) = \bar{\gamma}_S$ if $u \leq \sigma_S$ and $\Omega(u) = \frac{\bar{\gamma}_I}{u}$ if $u > \sigma_S$, with σ_S is defined in **Theorem 1**, and Step (a) holds by using (4).

• Absence of friendly jammer case.

Using (5), the conditional CDF of γ_{E_1} for a given g_{SP} can be expressed as

$$F_{\gamma_{E_1}|g_{SP}=u}(y) = \Pr\left(\min\left(\bar{\gamma}_S, \frac{\bar{\gamma}_I}{u}\right) g_{SE_1} \leq y\right) \quad (55)$$

$$= F_{g_{SE_1}}\left(\frac{y}{\Omega(u)}\right).$$

Substituting (54) and (55) into (20), yields

$$\mathcal{J}_1(y, u) = \frac{1}{\Omega(u)} f_{g_{SR}}\left(\frac{y}{\Omega(u)}\right) F_{g_{SE_1}}\left(\frac{y}{\Omega(u)}\right). \quad (56)$$

Now, substituting (10) into (11), the term $\mathcal{J}_1(y, u)$ can be rewritten as

$$\mathcal{J}_1(y, u) = \frac{\Delta_{SE_1} \Delta_{SR} e^{-\frac{v_{SR}}{\Omega(u)} y}}{\Omega(u)} \sum_{n_2=0}^{m_{SE_1}-1} \frac{\phi_{SE_1}^{(n_2)}}{v_{SE_1}^{n_2+1}} \quad (57)$$

$$\times \gamma_{inc}\left(n_2+1, \frac{v_{SE_1}}{\Omega(u)} y\right) \sum_{n_3=0}^{m_{SR}-1} \frac{\phi_{SR}^{(n_3)}}{\Omega^{n_3}(u)} y^{n_3}.$$

Next, the term $\mathcal{J}_2(y)$ given in (21) can be expressed as

$$\mathcal{J}_2(y) = F_{\gamma_{E_2}}(y) - \int_{z=0}^y f_{\gamma_{E_2}}(z) F_{\gamma_D}(z) dz. \quad (58)$$

By substituting (12) and (13) into (58), we get

$$\mathcal{J}_2(y) = F_{\gamma_{E_2}}(y) - \theta$$

$$\times \int_{z=0}^y \frac{1}{z} G_{1,3}^{3,0}\left(\frac{\Upsilon_{E_2} z}{\mu_1^{(E_2)}} \middle| \begin{matrix} -; \xi_{E_2}^2 + 1 \\ \xi_{E_2}^2, \alpha_{E_2}, \beta_{E_2}; - \end{matrix}\right)$$

$$\times G_{2,4}^{3,1}\left(\frac{\Upsilon_D z}{\mu_1^{(D)}} \middle| \begin{matrix} 1; \xi_D^2 + 1 \\ \xi_D^2, \alpha_D, \beta_D; 0 \end{matrix}\right) dz, \quad (59)$$

where θ is defined in **Theorem 1**.

To compute (59), we can express one of the two Meijer's G-functions as an infinite sum of the respective integrand's residues evaluated at the appropriate poles [29, Theorem 1.5]. That is,

$$G_{2,4}^{3,1}\left(y \middle| \begin{matrix} 1 - \tau; \xi_D^2 + 1 \\ \xi_D^2, \alpha_D, \beta_D; -\tau \end{matrix}\right) = e^{(Z, \tau)} y^{\xi_D^2} \quad (60)$$

$$+ \sum_{k=0}^{\infty} e^{(Z, \tau, k)} (\beta_D, \alpha_D) y^{\alpha_D + k}$$

$$+ \sum_{k=0}^{\infty} e^{(Z, \tau, k)} (\alpha_D, \beta_D) y^{\beta_D + k},$$

where $\tau = \{0, q\}$, q takes a value in the set $\{\xi_D^2, \alpha_D + k, \beta_D + k\}$, $e^{(Z, \tau)}$, and $e^{(Z, \tau, k)}(\cdot, \cdot)$ are defined in **Theorem 1**.

Substituting (60) into (59), yields

$$\mathcal{J}_2(y) = F_{\gamma_{E_2}}^{(k)}(y) - \theta \quad (61)$$

$$\times \left[\begin{matrix} e^{(D, 0)} \mathcal{P}(\xi_D^2, y) \\ + \sum_{k=0}^{\infty} e^{(D, 0, k)} (\beta_D, \alpha_D) \mathcal{P}(\alpha_D + k, y) \\ + \sum_{k=0}^{\infty} e^{(D, 0, k)} (\alpha_D, \beta_D) \mathcal{P}(\beta_D + k, y) \end{matrix} \right],$$

with

$$\begin{aligned} \mathcal{P}(q, y) &= \left(\frac{\Upsilon_D}{\mu_1^{(D)}} \right)^q \int_0^y z^{q-1} \\ &\times G_{1,3}^{3,0} \left(\frac{\Upsilon_{E_2} z}{\mu_1^{(E_2)}} \middle| \begin{matrix} -; \xi_{E_2}^2 + 1 \\ \xi_{E_2}^2, \alpha_{E_2}, \beta_{E_2}; - \end{matrix} \right) dz \\ &\stackrel{(a)}{=} \left(\frac{\Upsilon_D y}{\mu_1^{(D)}} \right)^q G_{2,4}^{3,1} \left(\frac{\Upsilon_{E_2} y}{\mu_1^{(E_2)}} \middle| \begin{matrix} 1 - q; \xi_{E_2}^2 + 1 \\ \xi_{E_2}^2, \alpha_{E_2}, \beta_{E_2}; -q \end{matrix} \right), \end{aligned} \quad (62)$$

where step (a) follows using [28, Eq. 07.34.21.0003.01].

Replacing, (57) and (61) into (19), one can obtain

$$\begin{aligned} \mathcal{R}_1(u) &= \frac{\xi_{E_2}^2 \mathcal{L}_1^{(0)}(u)}{\Gamma(\alpha_{E_2}) \Gamma(\beta_{E_2})} \\ &- \theta \left[\begin{aligned} &e^{(D,0)} \mathcal{L}_1^{(\xi_D^2)}(u) \\ &+ \sum_{k=0}^{\infty} e^{(D,0,k)}(\beta_D, \alpha_D) \mathcal{L}_1^{(\alpha_D+k)}(u) \\ &+ \sum_{k=0}^{\infty} e^{(D,0,k)}(\alpha_D, \beta_D) \mathcal{L}_1^{(\beta_D+k)}(u) \end{aligned} \right], \end{aligned} \quad (63)$$

where

$$\begin{aligned} \mathcal{L}_1^{(\tau)}(u) &= \Delta_{SE_1} \Delta_{SR} \left(\frac{\Upsilon_D}{\mu_1^{(D)}} \right)^\tau \\ &\times \sum_{n_2=0}^{m_{SE_1}-1} \frac{\phi_{SE_1}^{(n_2)}}{v_{SE_1}^{n_2+1}} \sum_{n_3=0}^{m_{SR}-1} \frac{\phi_{SR}^{(n_3)}}{\Omega^{n_3+1}(u)} \\ &\times \int_{y=\gamma_{th}}^{\infty} y^{\tau+n_3} \gamma_{inc} \left(n_2+1, \frac{v_{SE_1}}{\Omega(u)} y \right) e^{-\frac{v_{SR}}{\Omega(u)} y} \\ &\times G_{2,4}^{3,1} \left(\frac{\Upsilon_{E_2} y}{\mu_1^{(E_2)}} \middle| \begin{matrix} 1 - \tau; \xi_{E_2}^2 + 1 \\ \xi_{E_2}^2, \alpha_{E_2}, \beta_{E_2}; -\tau \end{matrix} \right) dy. \end{aligned} \quad (64)$$

Now, replacing (60) into (64), yields

$$\begin{aligned} \mathcal{L}_1^{(\tau)}(u) &= \Delta_{SE_1} \Delta_{SR} \left(\frac{\Upsilon_D}{\mu_1^{(D)}} \right)^\tau \\ &\times \sum_{n_2=0}^{m_{SE_1}-1} \frac{\phi_{SE_1}^{(n_2)}}{v_{SE_1}^{n_2+1}} \sum_{n_3=0}^{m_{SR}-1} \frac{\phi_{SR}^{(n_3)}}{\Omega^{n_3+1}(u)} \\ &\times \left[\begin{aligned} &e^{(E_2,\tau)} F_1^{(n_2, n_3, \xi_{E_2}^2, \tau)}(u) \\ &+ \sum_{k=0}^{\infty} e^{(E_2,\tau,k)}(\beta_{E_2}, \alpha_{E_2}) F_1^{(n_2, n_3, \alpha_{E_2}+k, \tau)}(u) \\ &+ \sum_{k=0}^{\infty} e^{(E_2,\tau,k)}(\alpha_{E_2}, \beta_{E_2}) F_1^{(n_2, n_3, \beta_{E_2}+k, \tau)}(u) \end{aligned} \right], \end{aligned} \quad (65)$$

with

$$\begin{aligned} F_1^{(n_2, n_3, a, \tau)}(u) &= \left(\frac{\Upsilon_{E_2}}{\mu_1^{(E_2)}} \right)^a \int_{y=\gamma_{th}}^{\infty} y^{\tau+n_3+a} \\ &\times e^{-\frac{v_{SR}}{\Omega(u)} y} \gamma_{inc} \left(n_2+1, \frac{v_{SE_1}}{\Omega(u)} y \right) dy, \end{aligned} \quad (66)$$

where a belongs to the set $\{\xi_{E_2}^2, \alpha_{E_2} + k, \beta_{E_2} + k\}$.

Using [28, Eq. (06.06.26.0004.01)], (66) can be expressed as

$$\begin{aligned} F_1^{(n_2, n_3, a, \tau)}(u) &= \left(\frac{\Upsilon_{E_2}}{\mu_1^{(E_2)}} \right)^a \left(\frac{\Omega(u)}{v_{SR}} \right)^{l+1} \\ &\times G_{2,2}^{1,2} \left(\frac{v_{SE_1}}{v_{SR}} \middle| \begin{matrix} (1, 0), (-l, \varsigma); - \\ (n_2+1, 0); (0, 0) \end{matrix} \right), \end{aligned} \quad (67)$$

with $l = n_3 + \tau + a$ and $\varsigma = \frac{\gamma_{th} v_{SR}}{\Omega(u)}$.

Now, substituting (63) into (18), the IP in the absence of a friendly jammer can be written as

$$\begin{aligned} \text{IP}_A &= 1 - \frac{\xi_{E_2}^2 \mathcal{D}_A^{(0)}}{\Gamma(\alpha_{E_2}) \Gamma(\beta_{E_2})} \\ &+ \theta \left[\begin{aligned} &e^{(D,0)} \mathcal{D}_A^{(\xi_D^2)} \\ &+ \sum_{k=0}^{\infty} e^{(D,0,k)}(\beta_D, \alpha_D) \mathcal{D}_A^{(\alpha_D+k)} \\ &+ \sum_{k=0}^{\infty} e^{(D,0,k)}(\alpha_D, \beta_D) \mathcal{D}_A^{(\beta_D+k)} \end{aligned} \right], \end{aligned} \quad (68)$$

where

$$\mathcal{D}_A^{(\tau)} = \frac{\Upsilon_D^\tau}{\left(\mu_1^{(D)} \right)^\tau} \int_{u=0}^{\infty} f_{g_{SP}}(u) \mathcal{L}_1^{(\tau)}(u) du, \quad (69)$$

To compute (69), we need to replace $\Omega(u)$ by its values. Therefore, when $u \leq \sigma_S$ the term $\mathcal{L}_1^{(\tau)}(u)$ becomes constant. Thus,

$$\mathcal{D}_A^{(\tau)} = \frac{\Upsilon_D^\tau}{\left(\mu_1^{(D)} \right)^\tau} \left[\mathcal{L}_2^{(\tau)}(\bar{\gamma}_S) F_{g_{SP}}(\sigma_S) + \lambda_{SP} \mathcal{L}_2^{(\tau)}(\bar{\gamma}_I) \right], \quad (70)$$

with $\mathcal{L}_2^{(\tau)}(\bar{\gamma}_I) = \int_{\sigma_S}^{\infty} e^{-\lambda_{SP} u} \mathcal{L}_1^{(\tau)}(u) du$.

The term $\mathcal{L}_2^{(\tau)}(\bar{\gamma}_S)$ and $\mathcal{L}_2^{(\tau)}(\bar{\gamma}_I)$ can be obtained by replacing $\Omega(u) = \bar{\gamma}_S$ and $\Omega(u) = \frac{\bar{\gamma}_I}{u}$ in (65) and (67), respectively.

Therefore, $\mathcal{L}_2^{(\tau)}(\bar{\gamma}_I)$ can be rewritten as

$$\begin{aligned} \mathcal{L}_2^{(\tau)}(\bar{\gamma}_I) &= \Delta_{SE_1} \Delta_{SR} \left(\frac{\Upsilon_D}{\mu_1^{(D)}} \right)^\tau \\ &\times \sum_{n_3=0}^{m_{SR}-1} \frac{\phi_{SR}^{(n_3)}}{\bar{\gamma}_I^{n_3+1}} \sum_{n_2=0}^{m_{SE_1}-1} \frac{\phi_{SE_1}^{(n_2)}}{v_{SE_1}^{n_2+1}} \\ &\times \left[\begin{aligned} &e^{(E_2,\tau)} F_2^{(n_2, n_3, \xi_{E_2}^2, \tau)} \\ &+ \sum_{k=0}^{\infty} e^{(E_2,\tau,k)}(\beta_{E_2}, \alpha_{E_2}) F_2^{(n_2, n_3, \alpha_{E_2}+k, \tau)} \\ &+ \sum_{k=0}^{\infty} e^{(E_2,\tau,k)}(\alpha_{E_2}, \beta_{E_2}) F_2^{(n_2, n_3, \beta_{E_2}+k, \tau)} \end{aligned} \right], \end{aligned} \quad (71)$$

where

$$\begin{aligned} F_2^{(n_2, n_3, a, \tau)} &= \left(\frac{\Upsilon_{E_2}}{\mu_1^{(E_2)}} \right)^a \int_{\sigma_S}^{\infty} e^{-\lambda_{SP} u} \\ &\times u^{n_3+1} F_1^{(n_2, n_3, \alpha_{E_2}+k, \tau)}(u) du \\ &= \left(\frac{\bar{\gamma}_I}{v_{SR}} \right)^{\tau+n_3+a+1} \frac{1}{2\pi j} \int_{\mathcal{C}_s} \frac{\Gamma(n_2+1+s)}{\Gamma(1-s)} \\ &\times \Gamma(-s) \left(\frac{v_{SE_1}}{v_{SR}} \right)^{-s} \int_{\sigma_S}^{\infty} u^{-\tau-a} e^{-\lambda_{SP} u} \\ &\times \Gamma(1+n_3+\tau+a-s, \epsilon_I v_{SR} u) ds du, \end{aligned} \quad (72)$$

where ϵ_I is defined in **Theorem 1**.

Using [28, Eq. (06.06.26.0005.01)], one obtains

$$\begin{aligned} F_2^{(n_2, n_3, a, \tau)} &= \left(\frac{\Upsilon_{E_2}}{\mu_1^{(E_2)}} \right)^a \left(\frac{\bar{\gamma}_I}{v_{SR}} \right)^{\tau+n_3+a+1} \frac{\lambda_{SP}^{a+\tau-1}}{(2\pi j)^2} \\ &\times \int_{\mathcal{C}_s} \frac{\Gamma(n_2+1+s) \Gamma(-s)}{\Gamma(1-s)} \left(\frac{v_{SE_1}}{v_{SR}} \right)^{-s} \\ &\times \int_{\mathcal{C}_w} \frac{\Gamma(-\tau-a-w+1, \lambda_{SP} \sigma_S) (\epsilon_I v_{SR})^{-w}}{w \lambda_{SP}^{-w}} \\ &\times \Gamma(\tau+n_3+a+1-s+w) dw ds, \end{aligned} \quad (73)$$

• **Presence of a friendly jammer.**

Using (6), the conditional CDF of $\gamma_{E_1}^{(J)}$ for a given g_{SP} can be expressed as

$$F_{\gamma_{E_1}^{(J)}|g_{SP}=u}(y) = \Pr(\mathcal{U}_S \leq y(\mathcal{U}_{S_J} + 1)) \quad (74a)$$

$$= 1 - \frac{y}{\Omega(u)} \int_0^\infty f_{g_{SE_1}} \left(\frac{y(t+1)}{\Omega(u)} \right) \times F_{\mathcal{U}_{S_J}}(t) dt, \quad (74b)$$

where (74b) holds by using integration by parts.

On the other hand, the CDF of \mathcal{U}_{S_J} is given by

$$\begin{aligned} F_{\mathcal{U}_{S_J}}(t) &= \Pr \left(\min \left(\bar{\gamma}_{S_J}, \frac{\bar{\gamma}_I}{g_{S_J P}} \right) g_{S_J E_1} \leq t \right) \quad (75) \\ &= F_{g_{S_J E_1}} \left(\frac{t}{\bar{\gamma}_{S_J}} \right) F_{g_{S_J P}}(\sigma_{S_J}) \\ &\quad + \underbrace{\int_{\sigma_{S_J}}^\infty F_{g_{S_J E_1}} \left(\frac{t}{\bar{\gamma}_I} y \right) f_{g_{S_J P}}(y) dy}_{\mathcal{K}_1}. \end{aligned}$$

where σ_{S_J} is defined in **Theorem 1**.

Using (11) and [28, Eq. (06.06.26.0004.01)], the term \mathcal{K}_1 can be expressed as

$$\begin{aligned} \mathcal{K}_1 &= \lambda_{S_J P} \Delta_{S_J E_1} \sum_{n_1=0}^{m_{S_J E_1}-1} \frac{\phi_{S_J E_1}^{(n_1)}}{v_{S_J E_1}^{n_1+1}} \quad (76) \\ &\quad \times \int_{\sigma_{S_J}}^\infty e^{-\lambda_{S_J P} y} G_{1,2}^{1,1} \left(\frac{v_{S_J E_1} t}{\bar{\gamma}_I} y \mid \begin{matrix} 1; - \\ n_1 + 1; 0 \end{matrix} \right) dy \\ &= \Delta_{S_J E_1} \sum_{n_1=0}^{m_{S_J E_1}-1} \frac{\phi_{S_J E_1}^{(n_1)}}{v_{S_J E_1}^{n_1+1}} \mathcal{G}_1(t), \end{aligned}$$

where $\mathcal{G}_1(t) = G_{2,2}^{1,2} \left(\frac{v_{S_J E_1} t}{\bar{\gamma}_I \lambda_{S_J P}} \mid \begin{matrix} (1, 0), (0, \sigma_{S_J} \lambda_{S_J P}); - \\ (n_1 + 1, 0); (0, 0) \end{matrix} \right)$.

Substituting (76) into (75), yields the CDF of \mathcal{U}_{S_J}

$$\begin{aligned} F_{\mathcal{U}_{S_J}}(t) &= F_{g_{S_J E_1}} \left(\frac{t}{\bar{\gamma}_{S_J}} \right) F_{g_{S_J P}}(\sigma_{S_J}) \quad (77) \\ &\quad + \Delta_{S_J E_1} \sum_{n_1=0}^{m_{S_J E_1}-1} \frac{\phi_{S_J E_1}^{(n_1)}}{v_{S_J E_1}^{n_1+1}} \mathcal{G}_1(t). \end{aligned}$$

Now, replacing (77) into (75), the CDF of γ_{E_1} can be expressed as

$$\begin{aligned} F_{\gamma_{E_1}^{(J)}|g_{SP}=u}(y) &= 1 - \frac{y \Delta_{SE_1}}{\Omega(u)} e^{-\frac{v_{SE_1} y}{\Omega(u)}} \sum_{n_2=0}^{m_{SE_1}-1} \frac{\phi_{SE_1}^{(n_2)} y^{n_2}}{\Omega^{n_2}(u)} \quad (78) \\ &\quad \times \sum_{p=0}^{n_2} \binom{n_2}{p} \Delta_{S_J E_1} \sum_{n_1=0}^{m_{S_J E_1}-1} \frac{\phi_{S_J E_1}^{(n_1)}}{v_{S_J E_1}^{n_1+1}} \\ &\quad \times \left[F_{g_{S_J P}}(\sigma_{S_J}) \mathcal{V}_1(y, u) + \mathcal{V}_2(y, u) \right] dt, \end{aligned}$$

where

$$\mathcal{V}_1(y, u) = \int_0^\infty t^p e^{-\frac{v_{SE_1} y}{\Omega(u)} t} \gamma_{inc} \left(n_1 + 1, \frac{v_{S_J E_1} t}{\bar{\gamma}_{S_J}} \right) dt, \quad (79)$$

and

$$\mathcal{V}_2(y, u) = \int_0^\infty t^p e^{-\frac{v_{SE_1} y}{\Omega(u)} t} \mathcal{G}_1(t) dt, \quad (80)$$

Using [28, Eq.(07.34.21.0088.01)], the term $\mathcal{V}_1(y, u)$ can be expressed as

$$\mathcal{V}_1(y, u) = \left(\frac{\Omega(u)}{v_{SE_1} y} \right)^{p+1} G_{2,2}^{1,2} \left(\frac{v_{S_J E_1} \Omega(u)}{v_{SE_1} \bar{\gamma}_{S_J} y} \mid \begin{matrix} -p, 1; - \\ n_1 + 1; 0 \end{matrix} \right), \quad (81)$$

while the term $\mathcal{V}_2(y, u)$ can be evaluated as

$$\mathcal{V}_2(y, u) = \left(\frac{\Omega(u)}{v_{SE_1} y} \right)^{p+1} \mathcal{G}_2(y, u), \quad (82)$$

where $\mathcal{G}_2(y, u) = G_{3,2}^{1,3} \left(\rho \mid \begin{matrix} (1, 0), (0, l), (-p, 0); - \\ (n_1 + 1, 0); (0, 0) \end{matrix} \right)$, $l = \sigma_{S_J} \lambda_{S_J P}$, and $\rho = \frac{v_{S_J E_1} \Omega(u)}{\lambda_{S_J P} v_{SE_1} \bar{\gamma}_I y}$.

Replacing (81) and (82) into (78), and then substituting the obtained expression of $F_{\gamma_{E_1}^{(J)}|g_{SP}=u}(y)$ alongside (54) into (20), the term $\mathcal{J}_1(y, u)$ can be expressed as

$$\begin{aligned} \mathcal{J}_1(y, u) &= \Delta_{SR} \sum_{n_3=0}^{m_{SR}-1} \frac{\phi_{SR}^{(n_3)} y^{n_3}}{\Omega^{n_3+1}(u)} e^{-\frac{v_{SR} y}{\Omega(u)}} \quad (83) \\ &\quad - \Delta_{SR} \Delta_{S_J E_1} \Delta_{SE_1} \sum_{n_1=0}^{m_{S_J E_1}-1} \sum_{n_2=0}^{m_{SE_1}-1} \sum_{p=0}^{n_2} \sum_{n_3=0}^{m_{SR}-1} \\ &\quad \times \frac{\mathcal{B}^{(n_1, n_2, n_3, p)}}{\Omega^{n_2+n_3-p+1}(u)} e^{-\frac{\zeta}{\Omega(u)} y} y^{n_2+n_3-p} \\ &\quad \times \left[F_{g_{S_J P}}(\sigma_{S_J}) G_{2,2}^{1,2} \left(\frac{v_{S_J E_1} \Omega(u)}{v_{SE_1} \bar{\gamma}_{S_J} y} \mid \begin{matrix} -p, 1; - \\ n_1 + 1; 0 \end{matrix} \right) \right. \\ &\quad \left. + \mathcal{G}_2(y, u) \right], \end{aligned}$$

where $\mathcal{B}^{(n_1, n_2, n_3, p)}$ is defined in **Theorem 1**.

Now, substituting (83) and (61) into (19), the term $\mathcal{U}_1(u)$ can be expressed as

$$\begin{aligned} \mathcal{U}_1(u) &= \frac{\xi_{E_2}^2 \mathcal{T}_1^{(0)}(u)}{\Gamma(\alpha_{E_2}) \Gamma(\beta_{E_2})} \quad (84) \\ &\quad - \theta \left[\begin{aligned} &e^{(D,0)} \mathcal{T}_1^{(\xi_D^2)}(u) \\ &+ \sum_{k=0}^\infty e^{(D,0,k)} (\beta_D, \alpha_D) \mathcal{T}_1^{(\alpha_D+k)}(u) \\ &+ \sum_{k=0}^\infty e^{(D,0,k)} (\alpha_D, \beta_D) \mathcal{T}_1^{\beta_D+k}(u) \end{aligned} \right], \end{aligned}$$

where

$$\begin{aligned} \mathcal{T}_1^{(\tau)}(u) &= \left(\frac{\Upsilon_D}{\mu_1^{(D)}} \right)^\tau \int_{y=\gamma_{th}}^\infty \frac{\mathcal{J}_1(y, u)}{y^{-\tau}} \quad (85) \\ &\quad \times G_{2,4}^{3,1} \left(\frac{\Upsilon_{E_2} y}{\mu_1^{(E_2)}} \mid \begin{matrix} 1 - \tau; \xi_{E_2}^2 + 1 \\ \xi_{E_2}^2, \alpha_{E_2}, \beta_{E_2}; -\tau \end{matrix} \right). \end{aligned}$$

Using (83), the terms $\mathcal{T}_1^{(\tau)}(u)$ can be expressed as

$$\begin{aligned} \mathcal{T}_1^{(\tau)}(u) &= \Delta_{SR} \left(\frac{\Upsilon_D}{\mu_1^{(D)}} \right)^\tau \sum_{n_3=0}^{m_{SR}-1} \frac{\phi_{SR}^{(n_3)} \Theta_1^{(n_3, \tau)}(u)}{\Omega^{n_3+1}(u)} \quad (86) \\ &\quad - \Delta_{SR} \Delta_{S_J E_1} \Delta_{SE_1} \left(\frac{\Upsilon_D}{\mu_1^{(D)}} \right)^\tau \\ &\quad \times \sum_{n_1=0}^{m_{S_J E_1}-1} \sum_{n_2=0}^{m_{SE_1}-1} \sum_{p=0}^{n_2} \sum_{n_3=0}^{m_{SR}-1} \frac{\mathcal{B}^{(n_1, n_2, n_3, p)}}{\Omega^{n_2-p+n_3+1}(u)} \\ &\quad \times \left[F_{g_{S_J P}}(\sigma_{S_J}) \Theta_2^{(n_1, n_2, n_3, p, \tau)}(u) \right. \\ &\quad \left. + \Theta_3^{(n_1, n_2, n_3, p, \tau)}(u) \right], \end{aligned}$$

where

$$\Theta_1^{(n_3, \tau)}(u) = \int_{\gamma_{th}}^{\infty} \frac{e^{-\frac{vSR}{\Omega(u)}y}}{y^{-n_3-\tau}} \times G_{2,4}^{3,1} \left(\frac{\Upsilon_{E_2} y}{\mu_1^{(E_2)}} \middle| \begin{matrix} 1-\tau; \xi_{E_2}^2+1 \\ \xi_{E_2}^2, \alpha_{E_2}, \beta_{E_2}; -\tau \end{matrix} \right) dy, \quad (87)$$

$$\Theta_2^{(n_1, n_2, n_3, p, \tau)}(u) = \int_{\gamma_{th}}^{\infty} \frac{e^{-\frac{\zeta}{\Omega(u)}y}}{y^{-n_2-n_3+p-\tau}} \times G_{2,4}^{3,1} \left(\frac{\Upsilon_{E_2} y}{\mu_1^{(E_2)}} \middle| \begin{matrix} 1-\tau; \xi_{E_2}^2+1 \\ \xi_{E_2}^2, \alpha_{E_2}, \beta_{E_2}; -\tau \end{matrix} \right) \times G_{2,2}^{1,2} \left(\frac{v_{S_J} E_1 \Omega(u)}{v_{S_{E_1}} \bar{\gamma}_{S_J} y} \middle| \begin{matrix} -p, 1; - \\ n_1+1; 0 \end{matrix} \right) dy, \quad (88)$$

and

$$\Theta_3^{(n_1, n_2, n_3, p, \tau)}(u) = \int_{y=\gamma_{th}}^{\infty} \frac{e^{-\frac{\zeta}{\Omega(u)}y}}{y^{-n_2-n_3+p-\tau}} \mathcal{G}_2(y, u) \times G_{2,4}^{3,1} \left(\frac{\Upsilon_{E_2} y}{\mu_1^{(E_2)}} \middle| \begin{matrix} 1-\tau; \xi_{E_2}^2+1 \\ \xi_{E_2}^2, \alpha_{E_2}, \beta_{E_2}; -\tau \end{matrix} \right) dy, \quad (89)$$

Using (60), (87) can be expressed as

$$\Theta_1^{(n_3, \tau)}(u) = e^{(E_2, \tau)} \Lambda_1^{(n_3, \xi_{E_2}^2, \tau)}(u) + \sum_{k=0}^{\infty} e^{(E_2, \tau, k)} (\beta_{E_2}, \alpha_{E_2}) \Lambda_1^{(n_3, \alpha_{E_2}+k, \tau)}(u) + \sum_{k=0}^{\infty} e^{(E_2, \tau, k)} (\alpha_{E_2}, \beta_{E_2}) \Lambda_1^{(n_3, \beta_{E_2}+k, \tau)}(u), \quad (90)$$

where

$$\Lambda_1^{(n_3, a, \tau)}(u) = \left(\frac{\Upsilon_{E_2}}{\mu_1^{(E_2)}} \right)^a \left(\frac{\Omega(u)}{v_{SR}} \right)^{\tau+n_3+a+1} \times \Gamma \left(\tau+n_3+a+1, \frac{\gamma_{th} v_{SR}}{\Omega(u)} \right), \quad (91)$$

$g(a, u, \tau) =$ and $a = \{\xi_{E_2}^2, \alpha_{E_2} + k, \beta_{E_2} + k\}$.

Similarly to (90), (88) can be expressed as

$$\Theta_2^{(n_1, n_2, n_3, p, \tau)}(u) = e^{(E_2, \tau)} \mathcal{M}_1^{(n_1, n_2, n_3, p, \xi_{E_2}^2, \tau)}(u) + \sum_{k=0}^{\infty} \Lambda_2^{(\alpha_{E_2}+k)}(u, \beta_{E_2}, \alpha_{E_2}) + \sum_{k=0}^{\infty} \Lambda_2^{(\beta_{E_2}+k)}(u, \alpha_{E_2}, \beta_{E_2}), \quad (92)$$

where

$$\Lambda_2^{(a)}(u, x, y) = e^{(E_2, \tau, k)}(x, y) \mathcal{M}_1^{(n_1, n_2, n_3, p, a, \tau)}(u), \quad (93)$$

$$\mathcal{M}_1^{(n_1, n_2, n_3, p, a, \tau)}(u) = \left(\frac{\Upsilon_{E_2}}{\mu_1^{(E_2)}} \right)^a \left(\frac{\Omega(u)}{\zeta} \right)^{\varkappa} \mathcal{H}_1(u), \quad (94)$$

with $\varkappa = n_2 + n_3 - p + 1 + a + \tau$, $\mathcal{H}_1(u) = G_{2,3}^{2,2} \left(\frac{\chi}{\bar{\gamma}_{S_J}} \middle| \begin{matrix} (-p, 0), (1, 0); - \\ (n_1+1, 0), (\varkappa, \frac{\zeta \gamma_{th}}{\Omega(u)}); (0, 0) \end{matrix} \right)$, and χ is defined in **Theorem 1**.

Analogously to (88) and (89), the term $\Theta_3^{(n_2, n_3, p)}(u)$ can be evaluated as

$$\Theta_3^{(n_1, n_2, n_3, p, \tau)}(u) = e^{(E_2, \tau)} \Phi_1^{(n_1, n_2, n_3, p, \xi_{E_2}^2, \tau)}(u) + \sum_{k=0}^{\infty} \Lambda_3^{(\alpha_{E_2}+k)}(u, \beta_{E_2}, \alpha_{E_2}) + \sum_{k=0}^{\infty} \Lambda_3^{(\beta_{E_2}+k)}(u, \alpha_{E_2}, \beta_{E_2}), \quad (95)$$

where

$$\Lambda_3^{(a)}(u, x, y) = e^{(E_2, \tau, k)}(x, y) \Phi_1^{(n_1, n_2, n_3, p, a, \tau)}(u), \quad (96)$$

$$\Phi_1^{(n_1, n_2, n_3, p, a, \tau)}(u) = \left(\frac{\Upsilon_{E_2}}{\mu_1^{(E_2)}} \right)^a \left(\frac{\Omega(u)}{\zeta} \right)^{\varkappa} \times G_{3,3}^{2,3} \left(b \middle| \begin{matrix} (-p, 0), (1, 0), (0, c); - \\ (n_1+1, 0), (\varkappa, v); (0, 0) \end{matrix} \right).$$

where $b = \frac{\chi}{\lambda_{S_J P} \bar{\gamma}_I}$, $c = \sigma_{S_J} \lambda_{S_J P}$, and $v = \frac{\zeta \gamma_{th}}{\Omega(u)}$.

Now, the remaining last step in this proof consists of computing the expression for the IP in the presence of a friendly jammer by incorporating (84) into (18) as

$$\text{IP}_P = 1 - \frac{\xi_{E_2}^2 \mathcal{D}_P^{(0)}}{\Gamma(\alpha_{E_2}) \Gamma(\beta_{E_2})} + \theta \left[\begin{matrix} e^{(D, 0)} \mathcal{D}_P^{(\xi_D^2)} \\ + \sum_{k=0}^{\infty} e^{(D, 0, k)} (\beta_D, \alpha_D) \mathcal{D}_P^{(\alpha_D+k)} \\ + \sum_{k=0}^{\infty} e^{(D, 0, k)} (\alpha_D, \beta_D) \mathcal{D}_P^{(\beta_D+k)} \end{matrix} \right], \quad (98)$$

where

$$\mathcal{D}_P^{(\tau)} = \frac{\Upsilon_D^\tau}{\left(\mu_1^{(D)} \right)^\tau} \int_{u=0}^{\infty} f_{g_{SP}}(u) \mathcal{T}_1^{(\tau)}(u) du. \quad (99)$$

To compute (99), we need to replace $\Omega(u)$ by its values in (86). Therefore, when $u \leq \sigma_S$, the term $\mathcal{T}_1^{(\tau)}(u)$ becomes constant. It follows that

$$\mathcal{D}_P^{(\tau)} = \frac{\mathcal{T}_2^{(\tau)}(\bar{\gamma}_S) F_{g_{SP}}(\sigma_S) + \lambda_{SP} \mathcal{T}_2^{(\tau)}(\bar{\gamma}_I)}{\left(\mu_1^{(D)} \right)^\tau}, \quad (100)$$

with $\mathcal{T}_2^{(\tau)}(\bar{\gamma}_I) = \int_{\sigma_S}^{\infty} e^{-\lambda_{SP} u} \mathcal{T}_1^{(\tau)}(u) du$, while the term $\mathcal{T}_2^{(\tau)}(\bar{\gamma}_S)$ can be obtained by replacing $\Omega(u) = \bar{\gamma}_S$ in (86).

Also, to compute $\mathcal{T}_2^{(\tau)}(\bar{\gamma}_I)$, we need to replace $\Omega(u) = \frac{\bar{\gamma}_I}{u}$ in (86) and compute the following integrals

$$\mathcal{S}^{(n_3, a, \tau)} = \int_{\sigma_S}^{\infty} \frac{e^{-\lambda_{SP} u}}{u^{a+\tau}} \Gamma(\tau+n_3+a+1, \epsilon_I v_{SR} u) du, \quad (101)$$

$$\mathcal{Y}^{(n_1, n_2, n_3, p, a, \tau)} = \int_{\sigma_S}^{\infty} \frac{e^{-\lambda_{SP} u}}{u^{a+\tau}} \mathcal{M}_1^{(n_1, n_2, n_3, p, a, \tau)}(u) du, \quad (102)$$

and

$$\mathcal{W}^{(n_1, n_2, n_3, p, a, \tau)} = \int_{\sigma_S}^{\infty} \frac{e^{-\lambda_{SP} u}}{u^{a+\tau}} \Phi_1^{(n_1, n_2, n_3, p, a, \tau)}(u) du, \quad (103)$$

where ϵ_I is defined in **Theorem 1**.

Using [28, Eq. 06.06.26.0005.01], (101) can be expressed as

$$\mathcal{S}^{(n_3, a, \tau)} = \frac{G_{2,2}^{2,1} \left(\varepsilon \left| \begin{array}{c} (a + \tau, \lambda_{SP} \sigma_S); (1, 0) \\ (0, 0), (\tau + n_3 + a + 1, 0); - \end{array} \right. \right)}{\lambda_{SP}^{-a-\tau+1}}, \quad (104)$$

with $\varepsilon = \frac{\epsilon_I u_{SR}}{\lambda_{SP}}$, while (102) and (103) can be evaluated by replacing $\Omega(u) = \frac{\bar{\gamma}_I}{u}$ into (94) and (97), respectively, and calculating the following common integral

$$\begin{aligned} \mathcal{A}^{(n_1, n_2, n_3, p, \tau)} &= \int_{\sigma_S}^{\infty} u^{-a-\tau} e^{-\lambda_{SP} u} \Gamma(\varkappa + s, \epsilon_I \zeta u) du \\ &\stackrel{(a)}{=} \frac{1}{2\pi j} \int_{\mathcal{C}_w} \frac{\Gamma(w) \Gamma(\varkappa + s + w)}{\Gamma(1 + w)} \\ &\quad \times \left(\frac{\epsilon_I \zeta}{\lambda_{SP}} \right)^{-w} \frac{\Gamma(1 - a - \tau - w, \sigma_S \lambda_{SP})}{\lambda_{SP}^{-a-\tau+1}} dw, \end{aligned} \quad (105)$$

where step (a) follows using [28, Eq. 06.06.26.0005.01].

Finally, substituting (105) into (102) and (103), one obtains (41) and (43) which concludes the proof of **Theorem 1**.

APPENDIX C: PROOF OF THEOREM 2

One can clearly see from (33) and (35) that the asymptotic expression for the IP depends on approximating (39), which can be obtained by determining the asymptotic expansion of (25) and (26). To do so, the residues theorem is applied to find the asymptotic expressions of functions given in (40)-(43).

First, the functions given in (40) and (42) can be rewritten as Mellin-Barnes integrals as

$$\begin{aligned} \mathcal{M}^{(n_1, n_2, n_3, p, a, \tau)} &= \frac{1}{2\pi j} \int_{\mathcal{C}} \frac{\Gamma(n_1 + 1 + s) \Gamma(\varkappa + s, \zeta \epsilon_I \sigma_S)}{\Gamma(1 - s)} \\ &\quad \times \Gamma(1 + p - s) \Gamma(-s) \left(\frac{\chi \sigma_{S_J}}{\bar{\gamma}_I} \right)^{-s} ds, \end{aligned} \quad (106)$$

and

$$\begin{aligned} \Phi^{(n_1, n_2, n_3, p, a, \tau)} &= \frac{1}{2\pi j} \int_{\mathcal{C}} \frac{\Gamma(n_1 + 1 + s) \Gamma(\varkappa + s, \zeta \epsilon_I \sigma_S)}{\Gamma(1 - s)} \\ &\quad \times \Gamma(1 + p - s) \Gamma(-s) \\ &\quad \times \Gamma(1 - s, \sigma_{S_J} \lambda_{S_J P}) \left(\frac{\chi}{\lambda_{S_J P} \bar{\gamma}_I} \right)^{-s} ds, \end{aligned} \quad (107)$$

where $\varkappa = n_2 + n_3 - p + 1 + a + \tau$, and $j = \sqrt{-1}$, \mathcal{C}_s is a vertical line of integration chosen such as to separate the left poles of the above integrand functions from the right ones,

It is noteworthy that the same complex contour, namely \mathcal{C}_s can be used to evaluate both integrals as the upper incomplete Gamma function has no poles and both integrands have the same poles. Moreover, the conditions of [29, Theorem 1.5] hold. That is, the two above complex integrals can be written as an infinite sum of the poles belonging to the left half plan of \mathcal{C} .

Furthermore, it is clearly seen that (106) and (107) both have same left poles $-n_1 - 1 - k$, $k \in \mathbb{N}$. It follows that

$$\begin{aligned} \mathcal{M}^{(n_1, n_2, n_3, p, a, \tau)} &= \sum_{k=0}^{\infty} \frac{(-1)^k \Gamma(2 + p + n_1 + k)}{k! (n_1 + 1 + k) \bar{\gamma}_I^{n_1+1+k}} \\ &\quad \times \frac{\Gamma(\varkappa - n_1 - 1 - k, \zeta \epsilon_I \sigma_S)}{(\chi \sigma_{S_J})^{-n_1-1-k}}, \end{aligned} \quad (108)$$

and

$$\begin{aligned} \Phi^{(n_1, n_2, n_3, p, a, \tau)} &= \sum_{k=0}^{\infty} \frac{(-1)^k \Gamma(2 + p + n_1 + k)}{k! (n_1 + 1 + k) (\lambda_{S_J P} \bar{\gamma}_I)^{n_1+1+k}} \\ &\quad \times \Gamma(\varkappa - n_1 - 1 - k, \zeta \epsilon_I \sigma_S) \\ &\quad \times \Gamma(2 + n_1 + k, \sigma_{S_J} \lambda_{S_J P}) \chi^{n_1+1+k}. \end{aligned} \quad (109)$$

By considering only the first term of the infinite summation when $\bar{\gamma}_I \rightarrow \infty$, (108) and (109) can be asymptotically approximated by

$$\begin{aligned} \mathcal{M}^{(n_1, n_2, n_3, p, a, \tau)} &\sim \frac{\Gamma(\varkappa - n_1 - 1 - k, \zeta \epsilon_I \sigma_S)}{n_1 + 1} \\ &\quad \times \Gamma(2 + p + n_1) \left(\frac{\chi \sigma_{S_J}}{\bar{\gamma}_I} \right)^{n_1+1}, \end{aligned} \quad (110)$$

$$\begin{aligned} \Phi^{(n_1, n_2, n_3, p, a, \tau)} &\sim \frac{\Gamma(2 + n_1, \sigma_{S_J} \lambda_{S_J P})}{n_1 + 1} \\ &\quad \times \Gamma(2 + p + n_1) \left(\frac{\chi}{\lambda_{S_J P} \bar{\gamma}_I} \right)^{n_1+1} \\ &\quad \times \Gamma(\varkappa - n_1 - 1, \zeta \epsilon_I \sigma_S). \end{aligned} \quad (111)$$

In similar manner to (108) and (109), (41) and (43) can be, respectively, expressed as infinite sums as follows

$$\begin{aligned} \mathcal{Y}^{(n_1, n_2, n_3, p, a, \tau)} &= \frac{\lambda_{SP}^{a+\tau-1}}{2\pi j} \int_{\mathcal{C}_w} \frac{\Gamma(1 - a - \tau - w, \sigma_S \lambda_{SP})}{w \left(\frac{\zeta \epsilon_I}{\lambda_{SP}} \right)^w} \\ &\quad \times \left[\begin{aligned} &\sum_{k=0}^{\infty} \frac{(-1)^k \Gamma(2+p+n_1+k)}{k! (n_1+1+k) \bar{\gamma}_I^{n_1+1+k}} \\ &\quad \times \frac{\Gamma(\varkappa+w-n_1-1-k)}{(\chi \sigma_{S_J})^{-n_1-1-k}} \\ &+ \frac{(-1)^k \Gamma(n_1+1-\varkappa-w-k)}{k! (\varkappa+w+k) \bar{\gamma}_I^{\varkappa+w+k}} \\ &\quad \times \frac{\Gamma(1+p+\varkappa+w+k)}{(\chi \sigma_{S_J})^{-\varkappa-w-k}} \end{aligned} \right] dw, \end{aligned} \quad (112)$$

and

$$\begin{aligned} \mathcal{W}^{(n_1, n_2, n_3, p, a, \tau)} &= \int_{\mathcal{C}_w} \frac{\Gamma(1 - a - \tau - w, \sigma_S \lambda_{SP})}{w} \left(\frac{\zeta \epsilon_I}{\lambda_{SP}} \right)^{-w} \\ &\quad \times \left[\begin{aligned} &\sum_{k=0}^{\infty} \frac{(-1)^k \Gamma(2+p+n_1+k)}{k! (n_1+1+k)} \\ &\quad \Gamma(\varkappa + w - n_1 - 1 - k) \\ &\quad \times \Gamma(2 + n_1 + k, \sigma_{S_J} \lambda_{S_J P}) \\ &\quad \times \left(\frac{\chi}{\lambda_{S_J P} \bar{\gamma}_I} \right)^{n_1+1+k} \\ &+ \frac{(-1)^k \Gamma(n_1+1-\varkappa-w-k)}{k! (\varkappa+w+k)} \\ &\quad \times \Gamma(1 + p + \varkappa + w + k) \\ &\quad \times \Gamma(1 + \varkappa + w + k, \sigma_{S_J} \lambda_{S_J P}) \\ &\quad \times \left(\frac{\chi}{\lambda_{S_J P} \bar{\gamma}_I} \right)^{\varkappa+w+k} \end{aligned} \right] dw, \end{aligned} \quad (113)$$

Subsequently, their asymptotic expression in high SNR regime can be straightforwardly obtained by taking the first term of the two above infinite summations as

$$\mathcal{Y}^{(n_1, n_2, n_3, p, a, \tau)} \sim \frac{\lambda_{SP}^{a+\tau-1} \Gamma(2+p+n_1)}{n_1+1} \left(\frac{\chi \sigma_{S_J}}{\bar{\gamma}_I} \right)^{n_1+1} \quad (114)$$

$$\times G_{2,2}^{2,1} \left(\frac{\zeta \epsilon_I}{\lambda_{SP}} \middle| \begin{matrix} (a+\tau, \sigma_S \lambda_{SP}); (1, 0) \\ (0, 0), (\varkappa - n_1 - 1, 0); - \end{matrix} \right),$$

and

$$\mathcal{W}^{(n_1, n_2, n_3, p, a, \tau)} \sim \frac{\lambda_{SP}^{a+\tau-1} \Gamma(2+p+n_1)}{n_1+1} \quad (115)$$

$$\times \Gamma(2+n_1, \sigma_{S_J} \lambda_{S_J P}) \left(\frac{\chi}{\lambda_{S_J P} \bar{\gamma}_I} \right)^{n_1+1} \\ \times G_{2,2}^{2,1} \left(\frac{\zeta \epsilon_I}{\lambda_{SP}} \middle| \begin{matrix} (a+\tau, \sigma_S \lambda_{SP}); (1, 0) \\ (0, 0), (\varkappa - n_1 - 1, 0); - \end{matrix} \right).$$

Lastly, substituting (110) alongside (114) and (111) along with (115) into (25) and (26), respectively, (44) and (45) are attained. This concludes the proof of **Theorem 2**.

REFERENCES

- [1] S. Dang, O. Amin, B. Shihada, and M. -S. Alouini, "What should 6G be?", *Nature Electronics*, vol. 3, no. 1, pp. 20-29, Jan. 2020.
- [2] E. Yaacoub and M. -S. Alouini, "A key 6G challenge and opportunity-Connecting the base of the pyramid: A survey on rural connectivity," In *Proc. of the IEEE*, vol. 108, no. 4, pp. 549-582, April 2020.
- [3] A. Gharanjik, B. S. M. R. Rao, P. Arapoglou, and B. Ottersten, "Large scale transmit diversity in Q/V band feeder link with multiple gateways," in *Proc. 24th IEEE Annual Intern. Symp. on Personal, Indoor, and Mobile Radio Communication (PIMRC)*, Sep. 2013, pp. 766-770.
- [4] B. Evans, P. Thompson, E. Lagunas, S. K. Sharma, D. Turchi, and V. R. Icolari, "Extending the Usable Ka Band Spectrum for Satellite Communications: The CoRaSat project," in *Proc. Intern. Conf. on Wireless and Satellite Systems*, Dec. 2015, pp. 119-132.
- [5] M. A. Esmail, A. Ragheb, H. Fathallah, and M.-S. Alouini, "Experimental demonstration of outdoor 2.2 Tbps super-channel FSO transmission system," In *Proc. 2016 IEEE Inter. Conf. on Communications Workshops (ICC)*, Jul. 2016, pp. 169-174.
- [6] A. Wyner, "The wire-tap channel", *Bell System Technical Journal*, vol. 54, no. 8, pp. 1355-1387, Oct. 1975.
- [7] H. Lei, C. Gao, I. S. Ansari, Y. Guo, Y. Zou, G. Pan, and K. A. Qaraqe, "Secrecy outage performance of transmit antenna selection for MIMO underlay cognitive radio systems over Nakagami- m channels," *IEEE Trans. Veh. Technol.*, vol. 66, no. 3, pp. 2237-2250, May 2016.
- [8] H. Tran, G. Kaddoum, F. Gagnon, and L. Sibomana, "Cognitive radio network with secrecy and interference constraints," *Physical Communication*, vol. 22, pp. 32-41, Mar. 2017.
- [9] M. El-kashlan, L. Wang, T. Q. Duong, G. K. Karagiannidis, and A. Nallanathan, "On the security of cognitive radio networks," *IEEE Trans. Veh. Technol.*, vol. 64, no. 8, pp. 3790-3795, Aug. 2015.
- [10] N.-P. Nguyen, T. L. Thanh, T. Q. Duong, and A. Nallanathan, "Secure communications in cognitive underlay networks over Nakagami- m channel," *Physical Communication*, vol. 25, pp. 610-618, Dec. 2017.
- [11] H. Sakran, M. Shokair, O. Nasr, S. El-Rabaie, and A. A. El-Azm, "Proposed relay selection scheme for physical layer security in cognitive radio networks," *IET Communications*, vol. 6, no. 16, pp. 2676-2687, Nov. 2012.
- [12] J. Ding, Q. Yang, and J. Yang, "Secrecy outage probability of minimum relay selection in multiple eavesdroppers DF cognitive radio networks," in *Proc. 83rd IEEE Vehicular Technology Conference (VTC Spring)*, July 2016, doi: 10.1109/VTCSpring.2016.7504463.
- [13] K. Ho-Van and T. Do-Dac, "Analysis of security performance of relay selection in underlay cognitive networks," *IET Communications*, vol. 12, no. 1, pp. 102-108, Jan. 2017.
- [14] H. Lei, H. Zhang, I. S. Ansari, Z. Ren, G. Pan, K. A. Qaraqe, and M.-S. Alouini, "On secrecy outage of relay selection in underlay cognitive radio networks over Nakagami- m fading channels," *IEEE Trans. Cogn. Commun. Netw.*, vol. 3, no. 4, pp. 614-627, Oct. 2017.
- [15] Y. Zou, "Physical-layer security for spectrum sharing systems," *IEEE Trans. Wireless Commun.*, vol. 16, no. 2, pp. 1319-1329, Dec. 2016.
- [16] Y. Liu, L. Wang, T. T. Duy, M. El-kashlan, and T. Q. Duong, "Relay selection for security enhancement in cognitive relay networks," *IEEE Wireless Commun. Lett.*, vol. 4, no. 1, pp. 46-49, Feb. 2014.
- [17] M. Bouabdellah, F. El Bouanani, and M.-S. Alouini, "A PHY Layer security analysis of uplink cooperative jamming-based underlay CRNs with multi-eavesdroppers," *IEEE Trans. Cog. Commun. Netw.*, vol. 6, no. 2, pp. 704-717, June 2020.
- [18] P. Yan, Y. Zou, and J. Zhu, "Energy-aware multiuser scheduling for physical-layer security in energy-harvesting underlay cognitive radio Systems," *IEEE Trans. Veh. Technol.*, vol. 67, no. 3, pp. 2084-2096, Mar. 2018.
- [19] H. Lei, M. Xu, I. Ansari, G. Pan, K. Qaraqe, and M.-S. Alouini, "On secure underlay MIMO cognitive radio networks with energy harvesting and transmit antenna selection," *IEEE Trans. Green Commun. Netw.*, vol. 1, no. 2, pp. 192-203, Mar. 2017.
- [20] M. Bouabdellah, F. El Bouanani, P. C. Sofotasios, D. B. da Costa, K. Mezher, H. Ben-azza, S. Muhaidat, G. K. Karagiannidis, "Physical layer security for dual-hop SWIPT-enabled CR networks," in *Proc. 16th Intern. Symp. on Wireless Communication Systems (ISWCS)*, Aug. 2019, pp. 629-634.
- [21] M. Bouabdellah, F. El Bouanani, P. C. Sofotasios, D. B. da Costa, S. Muhaidat, K. Mezher, H. Ben-azza, and G. K. Karagiannidis, "Cooperative energy harvesting cognitive radio networks with spectrum sharing and security constraints," *IEEE Access*, vol. 7, pp. 173329-173343, Nov. 2019.
- [22] K. An, M. Lin, J. Ouyang and W. Zhu, "Secure transmission in cognitive satellite terrestrial networks," *IEEE J. Sel. Areas Commun.*, vol. 34, no. 11, pp. 3025-3037, Oct. 2016.
- [23] W. Lu, T. Liang, K. An, and H. Yang, "Secure Beamforming and artificial noise algorithms in cognitive satellite-terrestrial networks with multiple eavesdroppers," *IEEE Access*, vol. 6, pp. 65760-65771, Oct. 2018.
- [24] Y. Ai, A. Mathur, M. Cheffena, M. Bhatnagar and H. Lei, "Physical layer security of hybrid satellite-FSO cooperative Systems," *IEEE Photonics Journal*, vol. 11, no. 1, pp. 1-14, Jan. 2019.
- [25] E. Illi, F. El Bouanani, F. Ayoub, and M.-S. Alouini, "A PHY Layer Security Analysis of a Hybrid High Throughput Satellite With an Optical Feeder Link," *IEEE Open Journal of the Communications Society*, vol. 1, pp. 713-731, May 2020.
- [26] E. Zedini, I. S. Ansari, and M.-S. Alouini, "Performance analysis of mixed Nakagami- m and Gamma-Gamma dual-hop FSO transmission systems," *IEEE Photon. J.*, vol. 7, no. 1, pp. 1-20, Dec. 2014.
- [27] I. S. Gradshteyn and I. M. Ryzhik, *Table of Integrals, Series, and Products: Seventh Edition*, Burlington, MA: Elsevier, Feb. 2007.
- [28] Wolfram Research, Inc., *Mathematica*, Version 12.1, Champaign, IL (2020), Available online: <http://functions.wolfram.com/>.
- [29] A. Kilbas, *H-Transforms: Theory and Applications*, Analytical Methods and Special Functions, Taylor and Francis, Mar. 2004.
- [30] H. Kaushal, G. Kaddoum, V. K. Jain, and S. Kar, "Experimental investigation of optimum beam size for FSO uplink," *Optics Commun.*, vol. 400, pp. 106-114, Oct. 2017.
- [31] H. G. Sandalidis, "Performance of a laser Earth-to-satellite link over turbulence and beam wander using the modulated Gamma-Gamma irradiance distribution," *Applied Optics*, vol. 50, no. 6, pp. 952, Feb. 2011.