

# Neural Identification for Control

Priyabrata Saha and Saibal Mukhopadhyay

**Abstract**—We present a new method for learning control law that stabilizes an unknown nonlinear dynamical system at an equilibrium point. We formulate a system identification task in a self-supervised learning setting that jointly learns a controller and corresponding stable closed-loop dynamics hypothesis. The open-loop input-output behavior of the underlying dynamical system is used as the supervising signal to train the neural network-based system model and controller. The method relies on the Lyapunov stability theory to generate a stable closed-loop dynamics hypothesis and corresponding control law. We demonstrate our method on various nonlinear control problems such as n-Link pendulum balancing, pendulum on cart balancing, and wheeled vehicle path following.

## I. INTRODUCTION

Designing a controller to stabilize a nonlinear dynamical systems has been an active area of research for decades. Classical approaches generally involve linearization of the system. In *Jacobian linearization*, the system dynamics is linearized within a small neighborhood around the equilibrium point and then a linear control, e.g., *linear-quadratic regulators* (LQR [1]), is applied to stabilize the system. This method is not suitable when a large region of operation is required or the system involves ‘hard nonlinearities’ that does not allow linear approximation [2]. *Feedback linearization*, on the other hand, constructs nonlinear controller by cancelling system nonlinearities with algebraic transformations so that the closed-loop system takes a (fully or partially) linear form [2]. Another powerful method for nonlinear controller design is the method of *control-Lyapunov function* [3], [4]. However, the problem of constructing a Lyapunov function is very hard in general [5].

To alleviate the challenges of classical methods, there has been a growing interest in utilizing deep learning for design of nonlinear control. Chang et al. [6] used neural network to learn Lyapunov function and design a controller for a complex system when the dynamics is known *a-priori*. Authors used stochastic gradient descent to train a neural Lyapunov function and update the parameters of a initial LQR controller by minimizing a Lyapunov-constrained loss function. Taylor et al. [7], [8] used deep learning to improve an existing controller of a partially known system. They used neural network to learn the uncertain part of the system and iteratively update the corresponding Lyapunov function.

The deep learning methods mentioned above require knowledge of the open-loop dynamics of the system. However, in many real problem the open-loop dynamics is

unknown. The need for *automatic synthesis of control algorithms* for unknown systems has long been recognized in formal control [9], [10], [11]. We present a novel deep learning approach, referred as the *neural identification for control*, to design controller for unknown nonlinear dynamics that couples the expressive power of neural networks with concepts from classical feedback linearization and Lyapunov stability theory. We consider following challenging constraints: (1) only observations of inputs and states, rather than any (fully or partially) known model, of the open-loop dynamics is available, (2) a stable closed-loop response of the system is not available for supervision and no pre-existing controller is available for initialization.

Our approach is motivated by the extensive research in formal control on *identification for control* [9], [10], [11]. We recognize that directly learning an accurate model of an unknown nonlinear dynamics can be arbitrarily complex. However, in identification for control, the closed-loop performance of the learned controller is of primary concern, rather than the quality of the open-loop model [11]. We leverage this observation to formulate a system identification task in a self-supervised setting that learns the control law to stabilize a system at an equilibrium point without explicitly seeking an accurate model of the open-loop dynamics. We analytically show that a neural network can be utilized to generate a stable closed-loop dynamics hypothesis exploiting Lyapunov stability theory. We use that hypothesis to learn the control law from the *observations of the open-loop behavior* of the system. Similar to classical feedback linearization, the learned control law effectively reduces the system nonlinearities and converts it into a stable closed-loop system. We illustrate the proposed method on several nonlinear control problems, namely, n-Link pendulum balancing, pendulum on cart balancing, wheeled vehicle path tracking.

## II. PROBLEM STATEMENT AND PRELIMINARIES

### A. Problem Statement

Consider an open-loop dynamical system of the form

$$\frac{dx}{dt} = f(x, u), \quad x(0) = x_0, \quad (1)$$

where  $x(t) \in \mathcal{X} \subset \mathbb{R}^n$  and  $u(t) \in \mathcal{U} \subset \mathbb{R}^m$  are the state and control input, respectively, at time  $t$ .  $f : \mathcal{X} \times \mathcal{U} \rightarrow \mathbb{R}^n$  is some unknown nonlinear function. When the control input is zero, i.e.  $u = 0$ , we call the system,  $\frac{dx}{dt} = f(x, 0) = f_0(x)$ , an uncontrolled dynamical system. For the open-loop dynamical system of (1), we consider the following problem.

**Problem.** Learn a feedback control law  $u = \pi(x)$  for an unknown open-loop system  $f(x, u)$  that makes the

Authors are with School of Electrical and Computer Engineering, Georgia Tech, Atlanta, USA. priyabratasaha@gatech.edu, saibal.mukhopadhyay@ece.gatech.edu.

corresponding closed-loop dynamics  $f(\mathbf{x}, \pi(\mathbf{x}))$  asymptotically stable at an equilibrium point  $\mathbf{x}_e$ , i.e.,  $\forall \mathbf{x}(0) \in \mathcal{X}_\pi, \lim_{t \rightarrow \infty} \|\mathbf{x}(t)\| = \mathbf{x}_e$ , where  $\mathcal{X}_\pi$  is the region of attraction (ROA) of the closed-loop system under the control law  $\pi$ .

### B. Lyapunov stability

Stability of a dynamical system at equilibrium points is usually characterized using the method of Lyapunov. Suppose the origin  $\mathbf{x} = \mathbf{0}$  be an equilibrium point for a dynamical system  $\frac{d\mathbf{x}}{dt} = f(\mathbf{x})$ . Let  $V : \mathcal{X} \rightarrow \mathbb{R}$  be a continuously differentiable function such that

$$V(\mathbf{0}) = 0, \quad \text{and} \quad V(\mathbf{x}) > 0 \quad \forall \mathbf{x} \in \mathcal{X} \setminus \{\mathbf{0}\}, \quad (2)$$

and the time derivative of  $V$  along the trajectories

$$\frac{dV}{dt} = \nabla V(\mathbf{x})^T \frac{d\mathbf{x}}{dt} = \nabla V(\mathbf{x})^T f(\mathbf{x}) \leq 0 \quad \forall \mathbf{x} \in \mathcal{X}. \quad (3)$$

Then, the origin is stable and  $V$  is called a Lyapunov function. Moreover, if there exist constants  $k_1 > 0, k_2 > 0$ , and  $\alpha > 0$  such that

$$\begin{aligned} k_1 \|\mathbf{x}\|^2 &\leq V(\mathbf{x}) \leq k_2 \|\mathbf{x}\|^2, \\ \text{and} \quad \nabla V(\mathbf{x})^T f(\mathbf{x}) &\leq -\alpha \|\mathbf{x}\|^2 \quad \forall \mathbf{x} \in \mathcal{X}, \end{aligned} \quad (4)$$

then the origin is exponentially stable [12].

### C. Lyapunov stability analysis in deep learning

There is a growing interest in integrating deep learning and Lyapunov stability analysis for studying nonlinear dynamical systems. Richards et al. [13] use neural network-based Lyapunov candidate functions to learn the region of attraction of a given control law for a closed-loop dynamical system. Chang et al. [6] design linear controller for nonlinear dynamical systems by jointly learning Lyapunov function using neural networks. However, they solve the problem in classical setting of nonlinear control design where the dynamics is known *a priori*. Kolter and Manek [14] propose a deep learning model that inherently learns a stable dynamics along with corresponding Lyapunov function. However, their method is applicable for identifying a system that has a stable trajectory i.e. when a stable trajectory is available as supervisory signal. Taylor et al. [7], [8] train neural network to learn the uncertain part of a partially known model, use the learned model to iteratively update the derivative of a control Lyapunov function and improve an existing controller. Chow et al. [15] use *linear programming* to construct Lyapunov functions and apply them in Deep RL framework.

## III. PROPOSED LEARNING APPROACH

We formulate a system identification task to learn a control law to stabilize a non-linear system without explicitly seeking an accurate model of the open-loop dynamics. Our learning method involves two steps which are designed based on the following rearrangement of the open-loop dynamics of (1):

$$\begin{aligned} \frac{d\mathbf{x}}{dt} &= f(\mathbf{x}, \mathbf{u}) = f(\mathbf{x}, \mathbf{0}) + (f(\mathbf{x}, \mathbf{u}) - f(\mathbf{x}, \mathbf{0})) \\ &= f_0(\mathbf{x}) + g(\mathbf{x}, \mathbf{u}), \quad \mathbf{x}(\mathbf{0}) = \mathbf{x}_0 \end{aligned} \quad (5)$$

Note, classical feedback linearization assumes a restricted form of (5) where  $g(\mathbf{x}, \mathbf{u}) = h(\mathbf{x})\mathbf{u}$  and corresponding system is called control-affine [2], [12]. In this work, using a neural network to approximate  $g(\mathbf{x}, \mathbf{u})$  enables us to waive the control-affine assumption. Based on (5), the two steps of learning methods are defined as follows.

- First, we train a neural network to learn the effect of control input (i.e. an approximate model for  $g(\mathbf{x}, \mathbf{u})$ ).
- Next, we train neural networks that learn to generate a stable closed-loop dynamics hypothesis  $f_s(\mathbf{x})$  and the control law  $\pi(\mathbf{x})$  that drives the system toward  $f_s$ .

Figure 1(a) shows these two steps schematically. We assume a self-supervised learning setting where all training data, i.e. the observations of input  $\mathbf{u}$ , state  $\mathbf{x}$  and open-loop dynamics  $f(\mathbf{x}, \mathbf{u})$ , are collected beforehand within the region of operation  $\mathcal{X}$  and  $\mathcal{U}$ .

### A. Learning the effect of control input

To learn the effect of control input in dynamics i.e., a neural network approximation of function  $g$  of (5), we use the difference between uncontrolled dynamics and dynamics subjected to random nonzero control input (Figure 1(b)). We sample state  $\mathbf{x}$  and control input  $\mathbf{u}$  from  $\mathcal{X} \times \mathcal{U}$  with joint distribution  $p_{\mathbf{x}\mathbf{u}}$  and train a neural network for  $\hat{g}$  (denotes an approximation of  $g$ ) to minimize the loss

$$L(\hat{g}) = \mathbb{E}_{\mathbf{x}, \mathbf{u} \sim p_{\mathbf{x}\mathbf{u}}(\mathcal{X} \times \mathcal{U})} \|f(\mathbf{x}, \mathbf{u}) - f_0(\mathbf{x}) - \hat{g}(\mathbf{x}, \mathbf{u})\|^2 \quad (6)$$

It is important to note that the values of  $f$  and  $f_0$  are obtained from observations of the system (training data), not computed from a known model. Specifically in experiment,  $N$  samples  $(\mathbf{x}_i, \mathbf{u}_i), i \in \{1, 2, \dots, N\}$  are drawn from  $\mathcal{X} \times \mathcal{U}$  according to  $p_{\mathbf{x}\mathbf{u}}$  and the model is trained to minimize the following empirical loss.

$$\frac{1}{N} \sum_{i=1}^N \|f(\mathbf{x}_i, \mathbf{u}_i) - f(\mathbf{x}_i, \mathbf{0}) - \hat{g}(\mathbf{x}_i, \mathbf{u}_i)\|^2 \quad (7)$$

### B. Learning the stable dynamics hypothesis and the control law

We propose the following:

*A control law  $\mathbf{u} = \pi(\mathbf{x})$  that stabilizes the system at the origin and the corresponding stable closed-loop dynamics  $f_s$  can be learned jointly by minimizing the loss*

$$L(f_s, \pi) = \mathbb{E}_{\mathbf{x} \sim p_{\mathbf{x}}(\mathcal{X})} \|f_0(\mathbf{x}) + \hat{g}(\mathbf{x}, \pi(\mathbf{x})) - f_s(\mathbf{x})\|^2, \quad (8)$$

where the  $\mathbf{x}$  is a random variable over the state space  $\mathcal{X}$  with a distribution  $p_{\mathbf{x}}$ .

Effectively, we propose to train two neural networks jointly; one for hypothesizing a stable closed-loop dynamics  $f_s$  directly from system state (since closed-loop dynamics can be described using only the system state) and, the other neural network for generating a control input  $\pi(\mathbf{x})$ . The estimated effect of the control input  $\hat{g}(\mathbf{x}, \pi(\mathbf{x}))$  when added to the uncontrolled dynamics  $f_0(\mathbf{x})$  should match with the hypothesis  $f_s$  (Figure 1(c)). The difference between

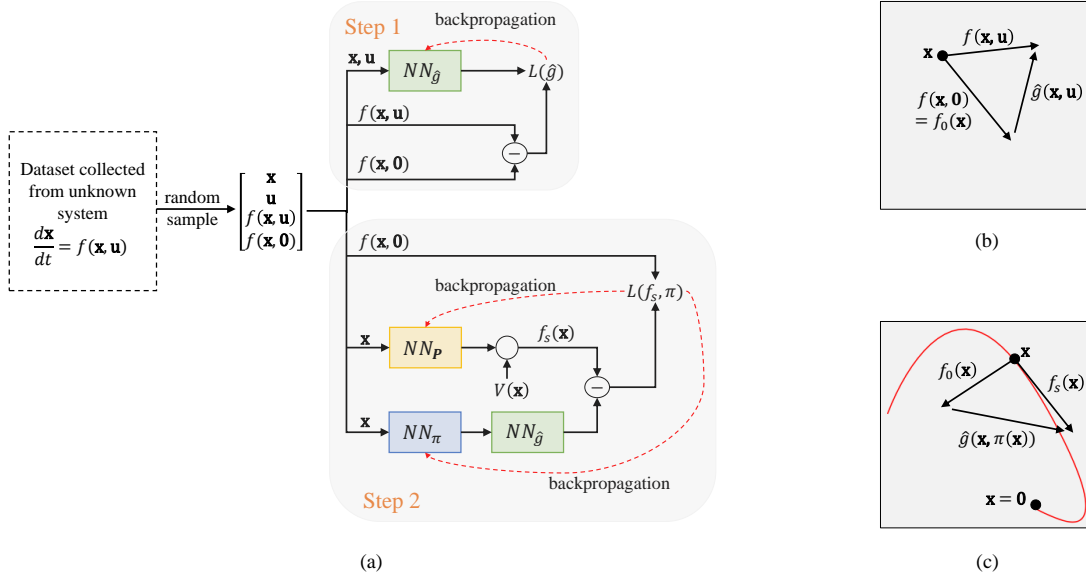


Fig. 1. The two steps of the learning process. (a, b) First, the effect of control input  $\hat{g}$  on the dynamics is learned by the neural network  $NN_{\hat{g}}$  using observed data of uncontrolled dynamics  $f_0$  and dynamics  $f$  under random control input. (a, c) Next, the stable closed-loop dynamics hypothesis  $f_s$  and corresponding control law  $\pi$  are learned jointly by neural networks  $NN_P$  and  $NN_{\pi}$ , respectively, using observed data of uncontrolled dynamics  $f_0$ . The red curve in (c) shows a stable trajectory hypothesis converging to the origin and  $f_s$  is its current component at state  $\mathbf{x}$ .

the hypothesized closed-loop behavior  $f_s$  and the estimated behavior of the actual system subjected to policy  $\pi$  is minimized using the loss function (8).

The true value of uncontrolled dynamics  $f_0$  is obtained from the system by applying zero control input. Specifically in experiment,  $N$  samples  $\mathbf{x}_i, i \in \{1, 2, \dots, N\}$  are drawn from  $\mathcal{X}$  according to  $p_{\mathbf{x}}$  and the neural networks for  $f_s$  and  $\pi$  are trained to minimize the following empirical loss.

$$\frac{1}{N} \sum_{i=1}^N \|f(\mathbf{x}_i, \mathbf{0}) + \hat{g}(\mathbf{x}_i, \pi(\mathbf{x}_i)) - f_s(\mathbf{x}_i)\|^2 \quad (9)$$

To design the key component, a neural network that generates a stable dynamics hypothesis, we use the following results.

**Lemma 1.** Suppose  $\mathbf{P} \in \mathbb{R}^{n \times n}$  be a square matrix such that  $\mathbf{P} = \mathbf{A}^T \mathbf{A} + \mathbf{B} - \mathbf{B}^T$ , where  $\mathbf{A} \in \mathbb{R}^{l \times n}$  and  $\mathbf{B} \in \mathbb{R}^{n \times n}$  are some arbitrary matrices. Then,  $\mathbf{v}^T \mathbf{P} \mathbf{v} \geq 0$ , for any  $\mathbf{v} \in \mathbb{R}^n$ .

*Proof.* The proof is straightforward. The scalar  $\mathbf{v}^T \mathbf{P} \mathbf{v}$  can be written as

$$\begin{aligned} & \mathbf{v}^T \mathbf{A}^T \mathbf{A} \mathbf{v} + \mathbf{v}^T \mathbf{B} \mathbf{v} - \mathbf{v}^T \mathbf{B}^T \mathbf{v} \\ &= (\mathbf{A} \mathbf{v})^T \mathbf{A} \mathbf{v} + \mathbf{v}^T \mathbf{B} \mathbf{v} - (\mathbf{v}^T \mathbf{B}^T \mathbf{v})^T \\ &= (\mathbf{A} \mathbf{v})^T \mathbf{A} \mathbf{v} + \mathbf{v}^T \mathbf{B} \mathbf{v} - ((\mathbf{B} \mathbf{v})^T \mathbf{v})^T \\ &= \|\mathbf{A} \mathbf{v}\|^2 \geq 0 \end{aligned} \quad (10)$$

**Theorem 1.** Let  $V : \mathcal{X} \rightarrow \mathbb{R}$  be a function defined by

$$V(\mathbf{x}) = \mathbf{x}^T \mathbf{Q} \mathbf{x}, \quad \mathbf{x} \in \mathcal{X} \subset \mathbb{R}^n, \quad (11)$$

where  $\mathbf{Q} \in \mathbb{R}^{n \times n}$  is a positive definite matrix. Suppose  $\mathbf{P} : \mathcal{X} \rightarrow \mathbb{R}^{n \times n}$  be a function such that

$$\mathbf{P}(\mathbf{x}) = \mathbf{A}(\mathbf{x})^T \mathbf{A}(\mathbf{x}) + \mathbf{B}(\mathbf{x}) - \mathbf{B}(\mathbf{x})^T, \quad (12)$$

where  $\mathbf{A}(\mathbf{x}) \in \mathbb{R}^{l \times n}$  and  $\mathbf{B}(\mathbf{x}) \in \mathbb{R}^{n \times n}$  are some arbitrary functions of  $\mathbf{x}$ . Then, the dynamics defined by

$$\frac{d\mathbf{x}}{dt} = -\mathbf{P}(\mathbf{x}) \nabla V(\mathbf{x}), \quad \mathbf{x}(0) = \mathbf{x}_0, \quad (13)$$

is stable at the origin  $\mathbf{x} = \mathbf{0}$ . Moreover, for any constant  $\alpha > 0$ , the dynamics

$$\begin{aligned} \frac{d\mathbf{x}}{dt} &= f_s(\mathbf{x}) \\ &= -\left(\mathbf{P}(\mathbf{x}) + \frac{\text{ReLU}(-W(\mathbf{x}) + \alpha V(\mathbf{x}))}{\|\nabla V(\mathbf{x})\|^2}\right) \nabla V(\mathbf{x}), \\ &\quad \mathbf{x}(0) = \mathbf{x}_0, \end{aligned} \quad (14)$$

where  $W(\mathbf{x}) = \nabla V(\mathbf{x})^T \mathbf{P}(\mathbf{x}) \nabla V(\mathbf{x})$ , is exponentially stable at the origin  $\mathbf{x} = \mathbf{0}$ .

*Proof.* It can be proved straightforwardly by applying Lyapunov's stability theorem (section II.B) and **Lemma 1**. By definition  $V$  in (11) is continuously differentiable and we have

$$V(\mathbf{0}) = 0, \quad \text{and} \quad V(\mathbf{x}) > 0 \quad \forall \mathbf{x} \in \mathcal{X} \setminus \{\mathbf{0}\} \quad (15)$$

Now, for the dynamics of (13) using **Lemma 1** we get

$$\begin{aligned} \frac{dV}{dt} &= \nabla V(\mathbf{x})^T \frac{d\mathbf{x}}{dt} \\ &= -\nabla V(\mathbf{x})^T \mathbf{P}(\mathbf{x}) \nabla V(\mathbf{x}) \leq 0 \quad \forall \mathbf{x} \in \mathcal{X}. \end{aligned} \quad (16)$$

Therefore, according to Lyapunov's stability theorem, (13) is stable at the origin  $\mathbf{x} = \mathbf{0}$ . Moreover, from the definition of  $V$  in (11), we have

$$\lambda_{\min}(\mathbf{Q}) \|\mathbf{x}\|^2 \leq V(\mathbf{x}) \leq \lambda_{\max}(\mathbf{Q}) \|\mathbf{x}\|^2, \quad (17)$$

where,  $\lambda_{\min}(\mathbf{Q})$  and  $\lambda_{\max}(\mathbf{Q})$  denote the smallest and largest eigenvalues, respectively, of  $\mathbf{Q}$  and have positive

values since the matrix  $\mathbf{Q}$  is positive definite. Now, according to **Lemma 1**,  $W(\mathbf{x}) = \nabla V(\mathbf{x})^T \mathbf{P}(\mathbf{x}) \nabla V(\mathbf{x}) \geq 0$ . For the dynamics of (14), we have

$$\begin{aligned} \frac{dV}{dt} &= \nabla V(\mathbf{x})^T \frac{d\mathbf{x}}{dt} \\ &= \begin{cases} -\nabla V(\mathbf{x})^T \mathbf{P}(\mathbf{x}) \nabla V(\mathbf{x}), & \text{if } W(\mathbf{x}) \geq \alpha V(\mathbf{x}) \\ -\nabla V(\mathbf{x})^T \mathbf{P}(\mathbf{x}) \nabla V(\mathbf{x}) - (-W(\mathbf{x}) + \alpha V(\mathbf{x})), & \text{otherwise} \end{cases} \\ &= \begin{cases} -W(\mathbf{x}), & \text{if } W(\mathbf{x}) \geq \alpha V(\mathbf{x}) \\ -\alpha V(\mathbf{x}), & \text{otherwise} \end{cases} \end{aligned} \quad (18)$$

Equation (18) implies

$$\frac{dV}{dt} \leq -\alpha V(\mathbf{x}) \leq -\alpha \lambda_{\min}(\mathbf{Q}) \|\mathbf{x}\|^2 < 0 \quad \forall \mathbf{x} \in \mathcal{X} \quad (19)$$

Hence, according to Lyapunov's stability theorem, (14) is exponentially stable at the origin  $\mathbf{x} = \mathbf{0}$ .

It is important to note that the matrix  $\mathbf{A}(\mathbf{x})^T \mathbf{A}(\mathbf{x})$  in (12) is positive semi-definite, i.e.,  $\mathbf{v}^T \mathbf{A}(\mathbf{x})^T \mathbf{A}(\mathbf{x}) \mathbf{v} \geq 0$ , for any  $\mathbf{v} \in \mathbb{R}^n$  and therefore, if we use  $\mathbf{P}(\mathbf{x}) = \mathbf{A}(\mathbf{x})^T \mathbf{A}(\mathbf{x})$  in (13) the dynamics would be stable. However,  $\mathbf{A}(\mathbf{x})^T \mathbf{A}(\mathbf{x})$  is a symmetric matrix which is not a necessary constraint for a generic stable system. Therefore, we relax that constraint by adding a skew-symmetric matrix  $\mathbf{B}(\mathbf{x}) - \mathbf{B}(\mathbf{x})^T$  in equation (12). In order to ensure a positive decay in Lyapunov energy ( $V$ ) along the trajectory (which guarantees exponential stability), we subtract a component in the direction of gradient of  $V$  from the dynamics (equation 14). This concept has been introduced in [14]. The method proposed in [14] jointly learns a stable dynamics and corresponding Lyapunov function. However, their method is well-suited for the task of identifying a stable system where a stable trajectory is available as supervisory signal. On the other hand, a supervisory stable trajectory is not available in our problem setup. The problem of learning a Lyapunov function, a control law and stable dynamics hypothesis jointly from unstable uncontrolled trajectory or trajectory subjected to random control input is not well-constrained. Therefore, we use a specific type of Lyapunov functions, namely quadratic Lyapunov functions (defined by (11)), with tunable hyperparameter  $\mathbf{Q}$ . Choosing the values of  $\mathbf{Q}$  is similar to selecting the cost matrices for LQR and depends on the prioritization of the state variables as per requirement. The value of decay constant (of Lyapunov energy)  $\alpha$  should be decided based on the requirement of underdamped or overdamped control; we show the effect of  $\alpha$  in closed-loop system response in experimental section.

**Implementation.** We use neural networks  $\text{NN}_{\hat{g}}$ ,  $\text{NN}_{\mathbf{P}}$ , and  $\text{NN}_{\pi}$  for representing the functions  $\hat{g}$ ,  $\mathbf{P}$  and  $\pi$ , respectively. First, we train  $\text{NN}_{\hat{g}}$  using the loss function of (7). Next, we train  $\text{NN}_{\mathbf{P}}$ , and  $\text{NN}_{\pi}$  jointly using the loss function of (9). The overall procedure is summarized in **Algorithm 1**. During evaluation of the closed-loop performance, we only need the output of  $\text{NN}_{\pi}$  to generate the control signal  $\mathbf{u}$ .

---

#### Algorithm 1 Neural Identification for Control

---

- 1: **input:** Black-box open-loop dynamical system  $f$ , State space  $\mathcal{X}$  and input space  $\mathcal{U}$ , decay constant  $\alpha$ , positive-definite matrix  $\mathbf{Q} \in \mathbb{R}^{n \times n}$
  - 2:
  - 3: Arbitrarily initialize the neural networks  $\text{NN}_{\hat{g}}$ ,  $\text{NN}_{\mathbf{P}}$ , and  $\text{NN}_{\pi}$
  - 4:
  - 5: **repeat** ▷ Training  $\text{NN}_{\hat{g}}$
  - 6:    $\mathbf{x}, \mathbf{u} \sim p_{\mathbf{x}, \mathbf{u}}(\mathcal{X} \times \mathcal{U})$  ▷ Sample batch of states and control inputs
  - 7:    $\hat{g}(\mathbf{x}, \mathbf{u}) \leftarrow \text{NN}_{\hat{g}}(\mathbf{x}, \mathbf{u})$  ▷ Forward pass of the neural network
  - 8:   Get  $f(\mathbf{x}, \mathbf{u})$  and  $f(\mathbf{x}, \mathbf{0})$
  - 9:   Compute the loss  $L(\hat{g})$  using (7)
  - 10:   Update the parameters of  $\text{NN}_{\hat{g}}$  by backpropagating  $L(\hat{g})$  and using SGD
  - 11: **until** convergence
  - 12:
  - 13: **repeat** ▷ Training  $\text{NN}_{\mathbf{P}}$ ,  $\text{NN}_{\pi}$
  - 14:    $\mathbf{x} \sim p_{\mathbf{x}}(\mathcal{X})$  ▷ Sample batch of states
  - 15:    $\mathbf{P}(\mathbf{x}), \pi(\mathbf{x}) \leftarrow \text{NN}_{\mathbf{P}}(\mathbf{x}), \text{NN}_{\pi}(\mathbf{x})$  ▷ Forward pass of the neural networks
  - 16:    $\nabla V(\mathbf{x}) \leftarrow 2\mathbf{Q}\mathbf{x}$  ▷ Compute the gradient of the Lyapunov function
  - 17:   Compute  $f_s(\mathbf{x})$  according to (14)
  - 18:    $\hat{g}(\mathbf{x}, \pi(\mathbf{x})) \leftarrow \text{NN}_{\hat{g}}(\mathbf{x}, \pi(\mathbf{x}))$
  - 19:   Get  $f(\mathbf{x}, \mathbf{0})$
  - 20:   Compute the loss  $L(f_s, \pi)$  using (9)
  - 21:   Update the parameters of  $\text{NN}_{\mathbf{P}}$  and  $\text{NN}_{\pi}$  by back-propagating  $L(f_s, \pi)$  and using SGD
  - 22: **until** convergence
- 

## IV. EXPERIMENTAL RESULTS

We provide simulation results using the proposed method on several nonlinear control problems, namely, n-Link pendulum balancing, pendulum on cart balancing, wheeled vehicle path tracking.

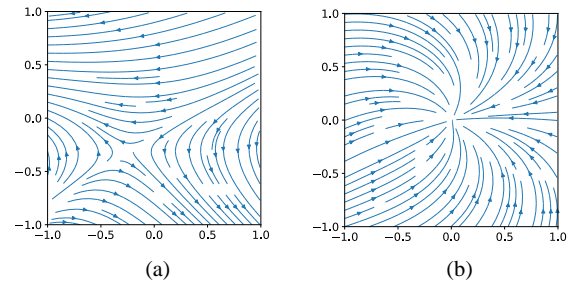


Fig. 2. (a): Phase portrait of dynamics generated using a standard neural network with random weights. (b): Phase portrait of dynamics generated using the neural network (with random weights) designed according to equation 14

**Random stable dynamics hypothesis.** The neural network obtained using (14) inherently generates stable dynamics hypothesis. Figure 2 shows the phase portraits obtained

using neural networks with random weights for a two-dimensional system.

**Verification of the learned controller.** We evaluate a learned control law  $\pi$  by estimating the corresponding *region of attraction* (ROA)  $\mathbf{X}_\pi$ , i.e., every trajectory of the closed-loop system that begins at some  $\mathbf{x} \in \mathbf{X}_\pi$  asymptotically approaches the origin. Estimating the ROA is an exhaustive search problem. We arbitrarily sample multiple initial points from the state space  $\mathbf{X}$  and then forward simulate the black-box system for a period of time by applying the control law  $\pi$ . We record the trajectories from different initial points in ROA  $\mathbf{X}_\pi$ . At any point of time, if the system state goes out of  $\mathbf{X}$  for any simulation, then that simulation stops and the corresponding trajectory is removed from  $\mathbf{X}_\pi$ . Furthermore, for each trajectory, we record the running average of the Lyapunov energy and if its final value is above some threshold, the corresponding trajectory is removed from  $\mathbf{X}_\pi$ . If the cardinality of  $\mathbf{X}_\pi$  is below some threshold, then the control law  $\pi$  is classified as invalid.

**Bounded actuation:** We limit the magnitude of the control input both during training and evaluation. During training we impose the bounded control in two ways: (i) the input space  $\mathcal{U}$  (of dataset) is bounded (ii) the control inputs generated by the neural network is also bounded by this limit. In other words, our neural network is already trained to generate bounded control inputs during evaluation. However, we can restrict the control input to an even tighter bound (compared to what used in training) during evaluation, but that reduces the size of ROA.

**Training details.** In all experiments, we use 100K randomly sampled pairs of states and control inputs of open-loop dynamics to train our neural networks, and another 25K randomly sampled pairs for evaluation. Networks are trained for 300 epochs starting with a learning rate of 0.001, downscaled at every epoch by 0.99.

**Baselines for comparisons.** We compare the estimated ROA for the control law obtained from the proposed method with baseline controllers obtained using LQR and RL. The LQR solution is derived from a known linearized model of the true dynamics. On the other hand, the RL method does not assume any prior knowledge of the dynamics and uses

proximal policy optimization algorithm [16] in actor-critic framework [17]. For the RL baseline, we use 3000 episodes each of which can have 2000 steps at most (an episode can end early if the system goes beyond the allowed domain). To induce randomness, at each step, we store the transition (using the current policy) in a buffer of size 1000 and when the buffer is filled, we randomly samples batches to update the policy. The buffer is then emptied, and we repeat the process.

**n-Link pendulum balancing.** We consider the problem of balancing a n-Link pendulum at a desired posture. The state of the system can be described by the vector  $[\theta_1, \dots, \theta_n, \omega_1, \dots, \omega_n]^T$ , where  $\theta_i$  is the angular position of link  $i$  with respect to its target posture and  $\omega_i$  is its angular velocity. The system can be moved to the desired posture by applying control input at each pendulum ( $n$  control inputs). We enforce a maximum limit on the magnitude of the control input  $\|\mathbf{u}\| \leq \bar{u}$ , such that if the system enters the unsafe region, it cannot recover. Trajectories for training are generated by the symbolic algebra solver SymPy, using simulation code adapted from [18]. MLP network configuration of  $\text{NN}_{\hat{g}}$ ,  $\text{NN}_{\mathbf{P}}$  and,  $\text{NN}_\pi$  are  $2n$ -64-64-64- $2n$ ,  $2n$ -64-64-64- $8n^2$  and  $2n$ -64-64-64- $n$ , respectively. We use  $\alpha = 0.5$  and following matrices for  $\mathbf{Q}$ .

$$\mathbf{Q}_{2\text{-link}} = \text{diag}(0.60, 0.32, 0.045, 0.035)$$

$$\mathbf{Q}_{3\text{-link}} = \text{diag}(0.50, 0.35, 0.20, 0.001, 0.001, 0.001) \quad (20)$$

Figure 3 shows the performance of our method in balancing a double pendulum in vertical upright posture. The proposed method is scalable to  $n > 2$  link pendulums; videos for 2-link and 3-link pendulum are given in supplementary.

**Wheeled vehicle path tracking.** We consider path tracking control of wheeled vehicle assuming a kinematic vehicle model. Path tracking error state can be described by the vector  $[d_e, \theta_e]^T$ , where  $d_e$  is the crosstrack error, measured from the center of the front axle to the nearest path point and  $\theta_e$  is the heading error with respect to the tangent at the nearest path point. Desired path needs to be tracked by controlling the steering angle. We enforce a maximum limit on the magnitude of the steering angle  $|u| \leq \bar{u}$ . Trajectories for training are generated by the symbolic algebra solver

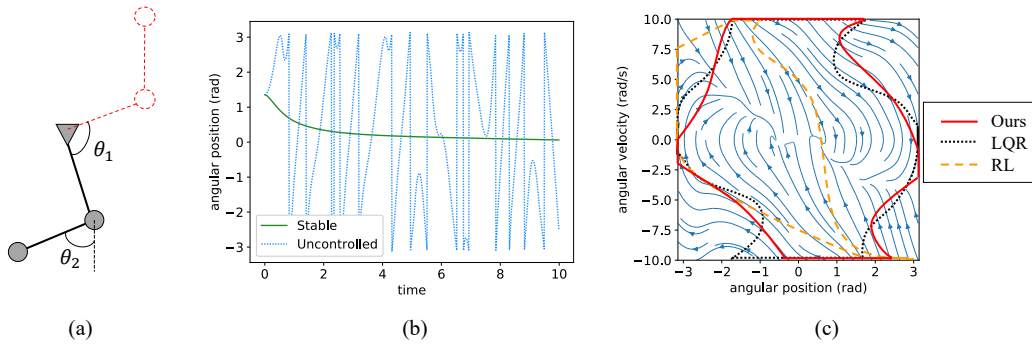


Fig. 3. (a) Schematic diagram of the double pendulum model. (b) Example trajectories of the second link of the uncontrolled system and stable closed-loop system obtained by our method. (c) Phase portrait of the second link subject to the learned control law by our method. ROAs corresponding to the control laws obtained using different methods are shown in different legends.

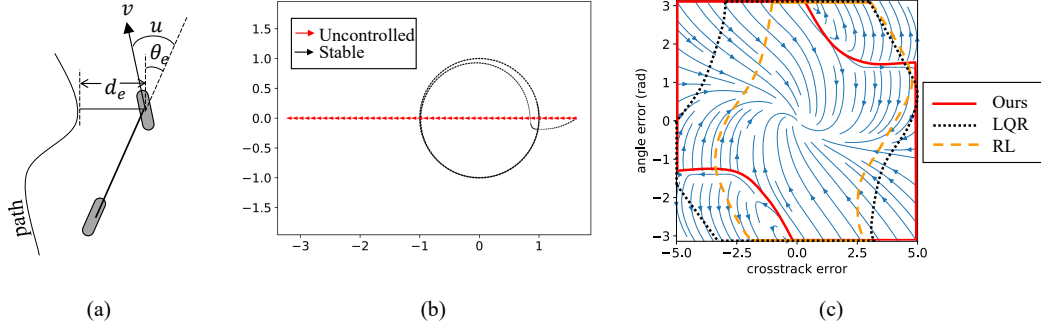


Fig. 4. (a) Schematic diagram of the kinematic wheeled vehicle model. (b) Example uncontrolled and stable circular path following (obtained by our method) trajectories of the vehicle. (c) Phase portrait of the closed-loop system subject to the learned control law by our method. ROAs corresponding to the control laws obtained using different methods are shown in different legends.

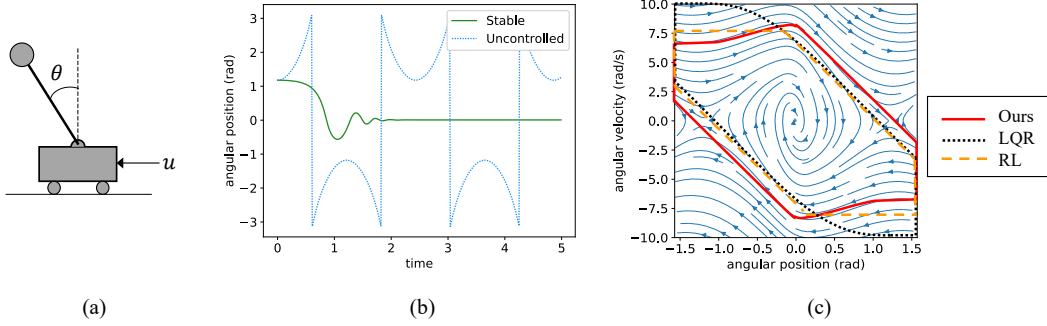


Fig. 5. (a) Schematic diagram of an inverted pendulum on a cart. (b) Example trajectories of the pendulum of the uncontrolled system and stable closed-loop system obtained by our method. (c) Phase portrait of the closed-loop system subject to the learned control law by our method. ROAs corresponding to the control laws obtained using different methods are shown in different legends.

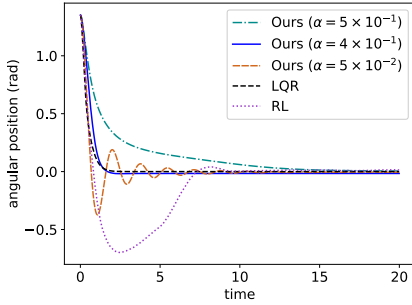


Fig. 6. Closed-loop responses of the angular position of the 2<sup>nd</sup> pendulum in a 2-link pendulum.

SymPy. MLP network configuration of  $NN_{\hat{g}}$ ,  $NN_P$  and,  $NN_{\pi}$  are 2-64-64-2, 2-64-64-64-8 and 2-64-64-64-1, respectively. We use  $\alpha = 0.05$  and  $\mathbf{Q} = \text{diag}(0.96, 0.04)$ . Figure 4 shows the performance of our method in path tracking control.

**Pendulum in cart balancing** Balancing an inverted pendulum upright on a laterally sliding cart is a classic nonlinear control problem. The state of the system can be described by the vector  $[x, \theta, v, \omega]^T$ , where  $x$  and  $v$  are the lateral position and velocity, respectively, of the cart and  $\theta$  and  $\omega$  are the angular position and velocity, respectively, of the pendulum. The pendulum needs to be stabilized at the upright posture by applying a control input to the cart. We enforce saturation constraints on the cart position and velocity. Trajectories for training are generated by the symbolic algebra solver SymPy,

using simulation code adapted from [19]. MLP network configuration of  $NN_{\hat{g}}$ ,  $NN_P$  and,  $NN_{\pi}$  are 4-64-64-64-4, 4-64-64-64-32 and 2-64-64-64-1, respectively. We use  $\alpha = 0.5$  and  $\mathbf{Q} = \text{diag}(0.0001, 1.0, 0.0001, 0.004)$ . Figure 5 shows the performance of our method in balancing the pendulum in upright posture. We observed that the pendulum attains the desired posture, but the state of cart does not goes to origin.

**Learning to tune closed-loop performance** Figure 6 shows the closed-loop response of the system, obtained using different methods. Properties of the closed-loop response (e.g. overdamped vs underdamped, overshoot, settling time, etc.) for our learned controller can be adapted by tuning the hyperparameter  $\alpha$ . It is interesting to observe that the RL-based method can have significant overshoot that may drive the system to unsafe region.

## V. CONCLUSION

We have proposed a novel method for learning control for an unknown nonlinear dynamical system by formulating a system identification task. The proposed method learns a control law to stabilize an unknown nonlinear system and corresponding stable closed-loop dynamics hypothesis. We have demonstrated our approach on various nonlinear control experiments. We expect the research on the intersection of classical control and stability theory and deep learning will offer solution to many problems in modeling and controlling dynamical systems.



## REFERENCES

- [1] H. Kwakernaak and R. Sivan, *Linear optimal control systems*. Wiley-interscience New York, 1972, vol. 1.
- [2] J.-J. E. Slotine, W. Li, *et al.*, *Applied nonlinear control*. Prentice hall Englewood Cliffs, NJ, 1991, vol. 199, no. 1.
- [3] W. M. Haddad and V. Chellaboina, *Nonlinear dynamical systems and control: a Lyapunov-based approach*. Princeton university press, 2011.
- [4] E. D. Sontag, “A universal construction of artstein’s theorem on non-linear stabilization,” *Systems & control letters*, vol. 13, no. 2, pp. 117–123, 1989.
- [5] P. Giesl and S. Hafstein, “Review on computational methods for lyapunov functions,” *Discrete and Continuous Dynamical Systems-Series B*, vol. 20, no. 8, pp. 2291–2331, 2015.
- [6] Y.-C. Chang, N. Roohi, and S. Gao, “Neural lyapunov control,” in *Advances in Neural Information Processing Systems*, 2019, pp. 3240–3249.
- [7] A. J. Taylor, V. D. Dorobantu, H. M. Le, Y. Yue, and A. D. Ames, “Episodic learning with control lyapunov functions for uncertain robotic systems\*,” in *2019 IEEE/RSJ International Conference on Intelligent Robots and Systems (IROS)*, 2019, pp. 6878–6884.
- [8] A. J. Taylor, V. D. Dorobantu, M. Krishnamoorthy, H. M. Le, Y. Yue, and A. D. Ames, “A control lyapunov perspective on episodic learning via projection to state stability,” in *2019 IEEE 58th Conference on Decision and Control (CDC)*, 2019, pp. 1448–1455.
- [9] R. M. Murray, K. J. Astrom, S. P. Boyd, R. W. Brockett, and G. Stein, “Future directions in control in an information-rich world,” *IEEE Control Systems Magazine*, vol. 23, no. 2, pp. 20–33, 2003.
- [10] H. Hjalmarsson, “From experiment design to closed-loop control,” *Automatica*, vol. 41, no. 3, pp. 393–438, 2005.
- [11] M. Gevers, “Identification for control: From the early achievements to the revival of experiment design,” *European journal of control*, vol. 11, pp. 1–18, 2005.
- [12] H. K. Khalil and J. W. Grizzle, *Nonlinear systems*. Prentice hall Upper Saddle River, NJ, 2002, vol. 3.
- [13] S. M. Richards, F. Berkenkamp, and A. Krause, “The lyapunov neural network: Adaptive stability certification for safe learning of dynamical systems,” in *Conference on Robot Learning*, 2018, pp. 466–476.
- [14] J. Z. Kolter and G. Manek, “Learning stable deep dynamics models,” in *Advances in Neural Information Processing Systems*, 2019, pp. 11 126–11 134.
- [15] Y. Chow, O. Nachum, E. Duenez-Guzman, and M. Ghavamzadeh, “A lyapunov-based approach to safe reinforcement learning,” in *Advances in neural information processing systems*, 2018, pp. 8092–8101.
- [16] J. Schulman, F. Wolski, P. Dhariwal, A. Radford, and O. Klimov, “Proximal policy optimization algorithms,” *arXiv preprint arXiv:1707.06347*, 2017.
- [17] R. S. Sutton and A. G. Barto, *Reinforcement learning: An introduction*. MIT press, 2018.
- [18] J. VanderPlas, “Triple pendulum chaos!” Mar 2017. [Online]. Available: <http://jakevdp.github.io/blog/2017/03/08/triple-pendulum-chaos/>
- [19] J. K. Moore, “Dynamics with python,” Mar 2017. [Online]. Available: <https://www.moorepants.info/blog/npendulum.html>