

Manipulation-Robust Regression Discontinuity Designs

By TAKUYA ISHIHARA AND MASAYUKI SAWADA*

Draft: September 18, 2024

We present simple low-level conditions for identification in regression discontinuity designs using a potential outcome framework for the manipulation of the running variable. Using this framework, we replace the existing identification statement with two restrictions on manipulation. Our framework highlights the critical role of the continuous density of the running variable in identification. In particular, we establish the low-level auxiliary assumption of the diagnostic density test under which the design may detect manipulation against identification and hence is manipulation-robust.

Keywords: Regression Discontinuity Design; Manipulation; Diagnostic Test

The credibility of regression discontinuity (RD) design, “one of the most credible non-experimental strategies for the analysis of causal effects” (Cattaneo et al., 2020a), is questioned when individuals *manipulate* the running variable that determines the treatment assignment. Hence, assessing manipulation is a critical procedure in RD analyses. However, the definition for manipulation is absent in existing models.

* Ishihara: Graduate School of Economics and Management, Tohoku University, 27-1 Kawauchi, Aoba-ku, Sendai, Miyagi 980-8576, Japan, takuya.ishihara.b7@tohoku.ac.jp. Sawada: Institute of Economic Research, Hitotsubashi University, 2-1 Naka, Kunitachi, Tokyo 186-8601, Japan, m-sawada@ier.hit-u.ac.jp. We would like to thank Michihito Ando, Yoichi Arai, Yu Awaya, Marinho Bertanha, Kojima Fuhito, Kentaro Fukumoto, Koki Fusejima, Hidehiko Ichimura, Masaaki Imaizumi, Guido Imbens, Shoya Ishimaru, Ryo Kambayashi, Kohei Kawaguchi, Nobuyoshi Kikuchi, Toru Kitagawa, Kenichi Nagasawa, Shunya Noda, Ryo Okui, Tomasz Olma, Shosei Sakaguchi, Pedro Sant’Anna, Yuya Sasaki, Katsumi Shimotsu, Suk Joon Son, Kensuke Teshima, Edward Vytlačil, Junichi Yamasaki, Takahide Yanagi, and the participants of the SWET 2020, Happy Hour Seminar!, Kansai Keiryō Keizaigaku Kenkyukai 2021, ASEM 2021, Ouyō Keiryōkeizaigaku Conference 2021, IAAE 2022 Annual Conference, ESAM 2022, seminars at Kyoto University, Hitotsubashi University, and the University of Tokyo for their valuable comments. This study was supported by a Grant-in-Aid for JSPS KAKENHI (Grant Number 22K13373 (Ishihara) and 21K13269 (Sawada)).

As manipulation has not been defined, identification argument is silent about manipulation. Thus, one cannot effectively argue for identification against a particular manipulation in consideration. In other words, existing identification is based on high-level conditions.

In this study, we articulate identification under low-level conditions so that it can be explicitly justified under manipulation. We establish the conditions using a potential outcome framework for the running variable that determines treatment assignment. Specifically, we define manipulation as an indicator that assigns one of two potential running variables, with and without manipulation. Given this framework, we restate the *continuity* condition (Hahn et al., 2001) for identification with simple and explicit low-level conditions.

For example, a test score is a running variable when passing the examination is treatment. Manipulation is an action that assigns a manipulated score for the manipulated student and a non-manipulated score for other students. With manipulation, only one of two scores is observed. For instance, a teacher manipulates a test score of a student who has a non-manipulated failing score to a manipulated passing score. For such a manipulated student, we observe only the manipulated score not their original non-manipulated score.

Our low-level conditions require that manipulation must be a randomization. Specifically, manipulation must not only randomly assign the manipulated score when it is around the passing cutoff but also randomly select students to manipulate when their original non-manipulated scores are around the passing cutoff. In other words, the teacher must not *precisely assign* the score to pass the examination nor *precisely select* students who have failing scores.

Formally, we introduce an indicator of manipulation, M , such that the realized running variable is given by $R = MR^*(1) + (1 - M)R^*(0)$, where $R^*(1)$ is the running variable with manipulation ($M = 1$) and $R^*(0)$ is the running variable without it ($M = 0$). Identification holds under two restrictions: The manipulation M randomly assigns $R = R^*(1)$ when $R^*(1)$ is assigned around the cutoff

and randomly selects units to manipulate when they have $R^*(0)$ around the cutoff. In other words, manipulation must not *precisely* assign $R^*(1)$ around the cutoff nor *precisely* select units whose $R^*(0)$ are around the cutoff. Those two restrictions accommodate most examples, as illustrated in previous studies such as Lee and Lemieux (2010) and Gerard et al. (2020). Our framework formalizes their examples as two simple and explicit restrictions on $(M, R^*(0), R^*(1))$.

In this framework, the continuous density function is not a by-stander of identification. We demonstrate that continuous density is critical for the continuity condition (Hahn et al., 2001), which is decomposed into the continuous mean potential outcomes *weighted* by the continuous density functions. Furthermore, we establish a low-level condition for the density test because although “a running variable with a continuous density is neither necessary nor sufficient for identification except under auxiliary assumptions” (McCrary, 2008), the auxiliary assumption was absent.

We provide the auxiliary assumption as two restrictions on *precise* manipulation: If manipulation precisely assigns $R^*(1)$ or precisely selects units who have $R^*(0)$ around the cutoff, it must not assign to and select from both sides of the cutoff. In other words, precise manipulation must be *one-sided* both in its assignment of $R^*(1)$ and selection in $R^*(0)$. This one-sided restriction is also a low-level condition for partial identification in Gerard et al. (2020) where a special case of their result justifies the density test.¹ In summary, our framework induces low-level conditions for identification, diagnostic tests, and partial identification under possible manipulation. In other words, researchers may assess whether their RD designs are *manipulation-robust*.

We emphasize that although the existing practices are valid, their usage must be updated based on new interpretations. Statistical packages for RD design are well established. For example, *rdrobust* (Calonico et al., 2014, Calonico et al., 2017)

¹Their restriction directly relies on local randomization and hence is also a high-level condition. See Remark 1 in Section III for a detailed discussion.

is the dominant option for estimation and balance or placebo tests, while the *rddensity* package (Cattaneo et al., 2018, Cattaneo et al., 2020b) is increasingly used for the density test. Bounds are available from *rdbounds* package (Gerard et al., 2020). Although all these devices remain functional, our framework clarifies when and how they are used under what assumptions.

I. Related literature and our contributions

RD is a powerful tool in various disciplines. For extensive surveys, see Lee and Lemieux (2010), DiNardo and Lee (2011), Cattaneo et al. (2020a,2024). Among the growing body of RD studies, we contribute to two strands of the literature.

First, we contribute to the literature on point identification in RD designs. Hahn et al. (2001) formalize the idea of RD in Thistlethwaite and Campbell (1960) with the minimal but less intuitive continuity condition. Lee (2008) replaces the continuity condition with an analogy of randomization: If the running variable is equally likely to be just below or above the cutoff then the treatment is as if randomized. Lee and Lemieux (2010) illustrate a local randomization failure under manipulation that precisely assigns the running variable to the right of the cutoff. However, manipulation is implicit in their identification argument because it is not defined in their model. McCrary (2008) introduces an explicit manipulation concept although its connection to identification remains implicit. In this study, we provide the first low-level identification condition with explicit restrictions on manipulation by formalizing the concepts introduced by McCrary (2008), Lee (2008), and Lee and Lemieux (2010) via a potential outcome framework.

Second, we contribute to the literature on diagnostic tests for continuous density function (density test) and continuous conditional mean functions of covariates (balance or placebo test) as consequences of local randomization (Lee, 2008). These tests have been updated. Otsu et al. (2013) propose an empirical likelihood test for the density test, Cattaneo et al. (2020b) propose a density test from local polynomial estimates, Bugni and Canay (2021) propose a density test with g -

order statistics, and Canay and Kamat (2018) propose randomization tests for covariate balancing. However, the null hypotheses of these tests do not imply identification.² For fuzzy designs, Arai et al. (2021a) propose a complementary diagnostic procedure that is free from restrictions on the density.³ However, there is no testable restriction in their procedure for sharp designs and the reduced form of fuzzy designs. Gerard et al. (2020)’s condition for partial identification may be used for the density test as a special case. Because their condition is a high-level assumption that can be challenging to justify for some designs, our auxiliary assumption is the first low-level condition to connect these diagnostic tests with identification.

II. Low-level identification conditions

In an RD design, we exploit treatment assignment $D \in \{0, 1\}$ by a scalar running variable R by exceeding the cutoff c . For example, students receive qualification D when their test score R exceeds the passing cutoff c . This treatment $D = 1\{R \geq c\}$ represents a sharp design.⁴ For fuzzy designs with noncompliance, we consider their reduced form, essentially a sharp design. For a pair of potential outcomes, $\{Y(1), Y(0)\}$, $Y = DY(1) + (1 - D)Y(0)$ is observed. We aim to identify our target parameter, the average treatment effect (ATE) for students whose score is at the cutoff: $E[Y(1) - Y(0)|R = c]$.

The remainder of this paper introduces the following notation: For a random variable Z , let $E[Z|R = c_+] \equiv \lim_{r \downarrow c} E[Z|R = r]$ and $E[Z|R = c_-] \equiv \lim_{r \uparrow c} E[Z|R = r]$. For a density function f , let $f(c_+) \equiv \lim_{r \downarrow c} f(r)$ and $f(c_-) \equiv \lim_{r \uparrow c} f(r)$. Throughout this paper, we impose Assumption 3 in Appendix, which imposes the existence of relevant moments, densities, and their limits.

Identification of the ATE follows from the *continuity* condition (Hahn et al.,

²McCrary (2008) conjectures an assumption (*monotonic* manipulation) for the density test, but the conjectured condition is neither necessary nor sufficient. See the Supplementary Appendix for details.

³Bertanha and Imbens (2020) also discuss tests for exogeneity and external validity in fuzzy designs.

⁴We do not consider measurement error for R that has been studied extensively. For example, see Yu (2011), Davezies and Le Barbanchon (2017), Pei and Shen (2017), Yanagi (2017), Bartalotti et al. (2020) and Dong and Kolesár (2023).

2001)

$$(1) \quad E[Y(d)|R = c_-] = E[Y(d)|R = c_+] \text{ for } d \in \{0, 1\}.$$

This condition is the minimal restriction for identification under an ideal design with the same mean types $Y(d)$ for those who have R near the cutoff c . A concrete mechanism for (1) is local randomization of R (Lee, 2008).⁵ In Lee (2008), if R is *locally randomized*, the following restrictions hold

$$(2) \quad f_R(c_+) = f_R(c_-), \text{ and } E[Y(d)|R = c_-] = E[Y(d)|R = c_+] \text{ for } d \in \{0, 1\}$$

where $f_R(r)$ is the density for R . Nevertheless, local randomization is also a high-level condition for an ideal design. These restrictions are silent about manipulation of the running variable because manipulation is not defined in their models.

In this study, we provide simple low-level conditions for (1) from the potential outcome framework for manipulation $(M, R^*(1), R^*(0))$. As in the Introduction, $M \in \{0, 1\}$ is an unobserved indicator of manipulation, $R^*(1)$ is the counterfactual running variable with manipulation, and $R^*(0)$ is the counterfactual running variable without manipulation. Hence, $R = MR^*(1) + (1 - M)R^*(0)$. In this framework, identification is shown under the low-level condition where both manipulated $R^*(1)|M = 1$ and non-manipulated $R^*(0)|M = 0$ are *locally randomized* as in (2). In other words, manipulation must be a random assignment of $R^*(1)$ when it assigns $R^*(1)$ around c , and also a random selection of units whose $R^*(0)$ are around c .

⁵This local randomization differs from a related recent concept in Cattaneo et al. (2015) and Cattaneo et al. (2017) who consider explicit randomization within a small range near the cutoff.

PROPOSITION 1: For each $d \in \{0, 1\}$, if

$$(3) \quad \begin{aligned} f_{R^*(1)|M=1}(c_-) &= f_{R^*(1)|M=1}(c_+), \\ E[Y(d)|R^*(1) = c_-, M = 1] &= E[Y(d)|R^*(1) = c_+, M = 1] \end{aligned}$$

and

$$(4) \quad \begin{aligned} f_{R^*(0)|M=0}(c_-) &= f_{R^*(0)|M=0}(c_+), \\ E[Y(d)|R^*(0) = c_-, M = 0] &= E[Y(d)|R^*(0) = c_+, M = 0], \end{aligned}$$

then the continuity condition (1) holds and ATE is identified.

PROOF:

From the potential outcome framework, we achieve the following decomposition:

$$\begin{aligned} E[Y(d)|R = r] &= E[Y(d)|R^*(1) = r, M = 1]P(M = 1|R = r) \\ &\quad + E[Y(d)|R^*(0) = r, M = 0]P(M = 0|R = r). \end{aligned}$$

Applying Bayes's rule, $P(M = m|R = r) = f_{R|M=m}(r)P(M = m)/f_R(r)$ for $m \in \{0, 1\}$, we obtain the following expressions where each component is continuous at $r = c$

$$(5) \quad \begin{aligned} E[Y(d)|R = r] &= E[Y(d)|R^*(1) = r, M = 1] \\ &\quad \times f_{R^*(1)|M=1}(r)P(M = 1)/f_R(r) \\ &\quad + E[Y(d)|R^*(0) = r, M = 0] \\ &\quad \times f_{R^*(0)|M=0}(r)P(M = 0)/f_R(r) \end{aligned}$$

because

$$f_R(r) = f_{R|M=1}(r)P(M = 1) + f_{R|M=0}(r)P(M = 0)$$

is continuous at $r = c$. Hence, $E[Y(d)|R = r]$ is continuous at $r = c$.

The decomposition (5) has a critical implication in the relationship between continuous density functions and identification: Identification relies on the bal-

anced mean types $E[Y(d)|R = c_-, M = m] = E[Y(d)|R = c_+, M = m]$ weighted by balanced densities $f_{R|M=m}(c_-) = f_{R|M=m}(c_+)$ for each manipulation status $m \in \{0, 1\}$. Conversely, identification can fail because of systematic differences in the (non-)manipulator’s mean types $E[Y(d)|M = m, R = r]$ or their densities $f_{R|M=m}(r)$ around the cutoff. We illustrate an implication for the latter in an example of a test score R as the running variable for a qualification awarded via the examination as treatment.

EXAMPLE 1: *Jepsen et al. (2016) document discontinuous density from an opportunity to retake the examination. Examination retakes are manipulations that replace the initial test score $R^*(0)$ with a retaken score $R^*(1)$ such that we observe $R = MR^*(1) + (1 - M)R^*(0)$. The discontinuity arises because only those who initially failed $R^*(0) < c$ retake the examination. Suppose the initial score $R^*(0)$ is randomized such that $E[Y(0)|R^*(0) = c_-] = E[Y(0)|R^*(0) = c_+]$. An obvious failure in (4) is a self-selection story: “Those who choose to retake the test would be expected to differ from those who do not” (Jepsen et al., 2016). Thus, if retaking students $E[Y(d)|R^*(0) = c_-, M = 1]$ differ from non-retaking students $E[Y(d)|R^*(0) = c_-, M = 0]$, (4) can fail because the self-selected $E[Y(d)|R^*(0) = c_-, M = 0]$ differ from its original population $E[Y(d)|R^*(0) = c_-]$ which is the same as $E[Y(d)|R^*(0) = c_+] = E[Y(d)|R^*(0) = c_+, M = 0]$. Conversely, it may sound innocuous if their mean outcomes are the same. For example, if examination retakes are randomly offered to the subset of those who initially failed, we have $E[Y(d)|R^*(0) = c_-, M = 1] = E[Y(d)|R^*(0) = c_-, M = 0]$. However, identification still fails because $f_{R^*(0)|M=0}(c_-) < f_{R^*(0)|M=0}(c_+) = f_{R^*(0)}(c_+)$ and $E[Y(d)|R^*(1) = r, M = 1]$ and $E[Y(d)|R^*(0) = r, M = 0]$ are weighted differently around the cutoff. Namely, those who happen to be around the cutoff by retaking the test, $\{R^*(1) = c_-, M = 1\}$, would be expected to differ from those who were initially around the cutoff, $\{R^*(0) = c_-\}$. Here, $E[Y(d)|R^*(1) = c_-, M = 1]$ is likely to differ from $E[Y(d)|R^*(0) = c_-, M = 0]$ because the former students $\{R^*(1) = c_-, M = 1\}$ can have any $R^*(0) < c$ but the latter students must have*

$R^*(0) = c_-$; hence, the mean outcomes should differ as lower score $R^*(0)$ may be correlated with lower outcome $Y(d)$. Thus, continuous density is critical for identification.

III. Manipulation-Robust RD designs

From Proposition 1, continuous density functions are critical for identification. Continuous density is neither necessary nor sufficient for identification in general. Sufficiency is particularly important for the density test (McCrary, 2008) because it guarantees that the null of the density test implies identification.

In the following, we provide the conditions for the sufficiency, specifically, those under which manipulation is *detectable* and the design is *manipulation-robust* because we may detect if it exists.

We illustrate how detection works and fails using the following toy example of a bribed teacher, inspired by Diamond and Persson (2016). The teacher receives a rebate of $\beta_i > 0$ if a student i with $R_i^*(0)$ passes. Simultaneously, manipulating the score incurs a marginal cost of $\kappa > 0$ where $R_i^*(0)$ is ex-ante randomized locally at the cutoff. In this toy model, the teacher maximizes the net payoff $\beta_i 1\{R_i \geq c\} - \kappa |R_i - R_i^*(0)|$ for each student. For a student i with the initial score $R_i^*(0)$, the teacher's optimal manipulation M_i satisfies

$$M_i = 1\{R_i^*(0) < c \text{ and } \beta_i \geq \kappa \cdot (c - R_i^*(0))\}$$

and the optimal $R_i^*(1)$ equals c . The induced potential outcome framework for manipulation $(M_i, R_i^*(1), R_i^*(0))$ violates both conditions (3) and (4). The condition (4) fails because the teacher precisely selects those who failed $R_i^*(0) < c$ only if they are worth saving $\beta_i \geq \kappa \cdot (c - R_i^*(0))$. The condition (3) fails because the teacher precisely assigns $R_i^*(1)$ just at the threshold c . Hence, neither $R_i^*(0)|M = 0$ nor $R_i^*(1)|M = 1$ is randomized locally at the cutoff.

Such manipulation is detectable. Figure 1 illustrates the initial score $R^*(0)$ and

the realized score R , deviating from the model by modifying $R^*(1)$ so that R has a density. The dashed line represents the density of $R^*(0)$ and the solid line represents the density of R . These densities differ in two ways. First, the teacher always assigns $R^*(1)$ above c and never assigns $R^*(1) = c_-$. Hence, a *bunch* (shaded area) in the observed density $f_R(r)$ appears. Second, the teacher always selects students to manipulate only from the failed students $R^*(0) < c$ and never manipulates passing students $R^*(0) \geq c$. Hence, a *notch* (dotted area) appears at the cutoff point. Consequently, the realized score density, $f_R(r)$, jumps by $f_R(c_+) - f_R(c_-)$, indicating the presence of manipulation.

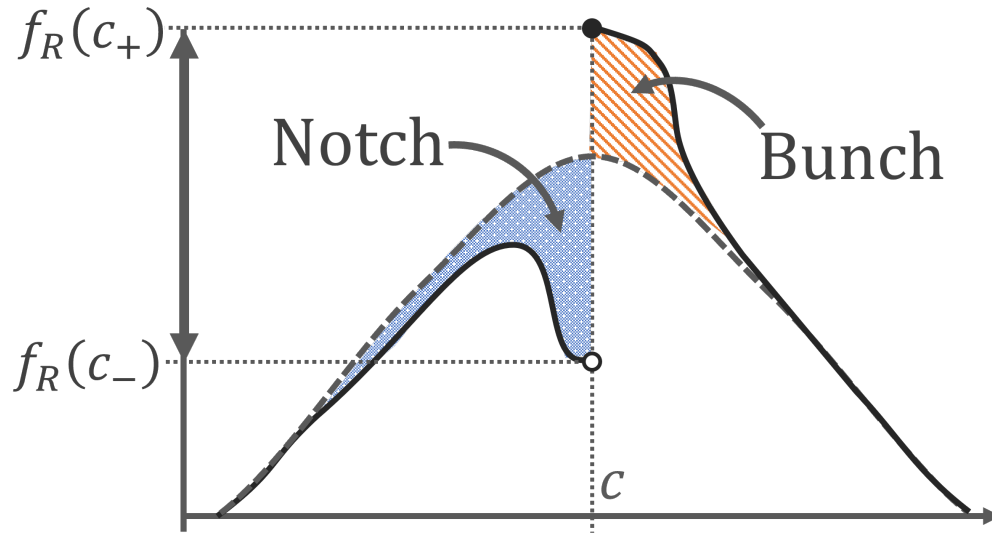


FIGURE 1. ILLUSTRATION OF A DETECTION IDEA.

Note: The dashed line represents the density of $R^*(0)$; the solid line represents the density of R , $f_R(\cdot)$. From manipulation, the observed density is discontinuous at c due to a bunch (shaded area) into $R = c_+$ and a notch (dotted area) from $R^*(0) = c_-$.

However, detection fails if bunches or notches are present on the other side, as illustrated in Figure 2. If a teacher assigns $R^*(1)$ for the control $R^*(1) < c$ to intentionally fail someone (Figure 2 left), then the bunches may cancel out. Similarly, if another teacher selects $R^*(0)$ from the treated $R^*(0) \geq c$ to fail them (Figure 2 right), then the notches may cancel out. In other words, the

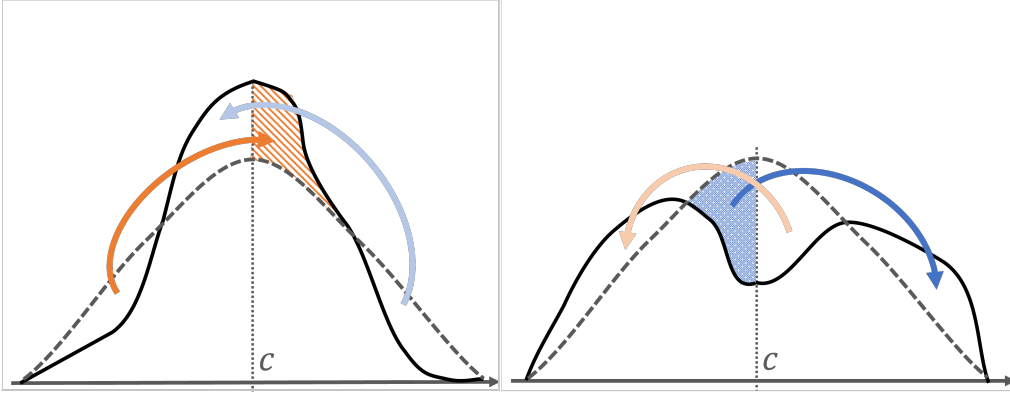


FIGURE 2. EXAMPLES OF DETECTION FAILURES.

Note: The dashed line represents the density of $R^*(0)$; the solid line represents the density of R , $f_R(\cdot)$. Detection fails by bunching (left) at and notching (right) from both sides.

detection strategy can fail with *two-sided* incentives for manipulation; some favor treatment, while others are against it. An auxiliary assumption is necessary to prevent such coincidental failure.

Now we introduce the auxiliary assumption formally. We first assume that $R^*(0)$ is ex-ante randomized locally. This assumption is virtually a definition for $R^*(0)$ and M : M indicates manipulation that violates either (3) or (4), and $R^*(0)$ is the running variable after incurring all other innocuous manipulations that satisfy both (3) and (4).

ASSUMPTION 1:

$$f_{R^*(0)}(c_+) = f_{R^*(0)}(c_-)$$

and $E[Y(d)|R^*(0) = c_-] = E[Y(d)|R^*(0) = c_+]$, $d \in \{0, 1\}$.

The auxiliary assumption imposes two restrictions: Manipulation M always assigns treatment whenever (3) fails and never selects units from the treated whenever (4) fails. These are *one-sided* manipulations because they always favor the treatment and never the control side.

ASSUMPTION 2 (One-sided manipulation): *Either of the following holds:*

- (i) $P(R^*(1) \geq c | M = 1) = 1$, and $P(M = 0 | R^*(0) \geq c) = 1$,
- (ii) $P(R^*(1) \geq c | M = 1) = 1$, and (4) holds, or
- (iii) (3) holds, and $P(M = 0 | R^*(0) \geq c) = 1$.

Under the auxiliary assumption, continuous density implies identification. Hence, passing the density test confirms the identification. ⁶

THEOREM 1: *Under Assumption 1 and 2, if $f_R(c_-) = f_R(c_+)$, (1) holds.*

PROOF:

The proof is in the Appendix.

Theorem 1 also justifies the balance or placebo test; namely, the conditional means of covariates are continuous at the cutoff under the null hypothesis of the density test:

COROLLARY 1: *Under Assumption 1 and 2, replacing $Y(d)$ with a pre-determined covariate W , $f_R(c_-) = f_R(c_+)$ implies $E[W | R = c_+] = E[W | R = c_-]$.*

REMARK 1: *Assumption 2 shares the same name as a restriction in Gerard et al. (2020) for partial identification. They consider an indicator $M^{GRR} \in \{0, 1\}$ for a subset of units that are always-assigned, whereas our M indicates the action of manipulation. They impose high-level conditions such that (2) holds, conditional on $M^{GRR} = 0$ and $P(R \geq c | M^{GRR} = 1) = 1$, namely, local randomization holds when we remove the always-assigned $\{M^{GRR} = 1\}$ that are present only in the right of the cutoff. With a particular manipulation in mind, one needs to construct M^{GRR} such that $\{M^{GRR} = 0\}$ satisfies local randomization. It can be complicated to construct M^{GRR} from a particular action of manipulation, for example, as in Case (iii) in Assumption 2. Appendix reveals that our low-level*

⁶In general, any mixture of three types in Assumption 2 is allowed with complex notations. See Appendix for the general cases.

conditions can generate M^{GRR} , which satisfies their restriction, from M under our restrictions.

IV. Discussions for Empirical Practices

We have provided two main results clarifying new identification conditions (Proposition 1) and conditions for the density and balance tests being valid (Theorem 1 and Corollary 1). These conditions are missing or implicit in existing empirical studies. We revisit a few empirical studies to discuss their implications for practices.

A. Identifying arguments in empirical studies

From Proposition 1, identification holds if manipulation randomly assigns $R^*(1)$ around the cutoff and randomly selects units whose $R^*(0)$ are around the cutoff. The former can be justified by the famous *no precise control* or *imprecise control* strategy that “individuals do not precisely manipulate X around the threshold has the prediction that treatment is locally randomized.” (Lee and Lemieux, 2010, page. 295, X is the running variable). A similar claim is seen in the latest textbook: “if units lack the ability to precisely manipulate the score value they receive, there should be no systematic differences between units with similar values of the score.” (Cattaneo et al., 2024, page. 79).

This *no precise control* strategy is widely used for identification in empirical studies. For example, Dahl et al. (2014) study the impact of eligibility for paternal parental leave on his peer fathers in the workplace. They state that “The key identifying assumption of our fuzzy RD design is that individuals are unable to precisely control the assignment variable, date of birth, near the cutoff date c , in which case the variation in treatment near c is random.” Pinotti (2017) studies the impact of a work permit on crime rates by exploiting the permit being offered when the application is submitted before an unknown threshold time. He claims that “These complexities provide a compelling argument for the

fundamental identification assumption that applicants within an arbitrarily narrow bandwidth of the cutoff were unable to precisely determine their assignment to either side of it.”. Similar arguments appear in more recent articles such as Dechezleprêtre et al. (2023) and Huang and Thakor (2024). However, they are insufficient because no precise control implies the inability to control the manipulated $R^*(1)|M = 1$ but remains silent about the non-manipulated $R^*(0)|M = 0$. For the continuity condition (Hahn et al., 2001), we need to regulate who would be manipulated in terms of their *non-manipulated* values, $R^*(0)$. Hence, their identification discussions may be incomplete.

Failure in the latter condition on $R^*(0)|M = 0$ is addressed in some empirical studies, although its mechanism is under-explored. Jepsen et al. (2016) document a discontinuous density function for a design with the test score as the running variable, blaming a selection due to examination retakes. In Example 1, we detailed two mechanisms in their context. An obvious mechanism is the imbalance in mean outcomes by self-selection due to manipulation. The other is non-trivial: imbalanced densities can fail identification without self-selection in their outcomes.

Our framework is simple and applicable to most RD designs. For example, in Dahl et al. (2014), if a father quits a job because he is ineligible for the program, he would have no workplace and associated dependent variable. Such an attrition of the dependent variable is a threat for the local randomization of $R^*(0)|M = 0$ because ineligible fathers are more likely to have $R^*(0)$ missing than others. A similar consideration justifies the identification in Pinotti (2017). If Pinotti (2017) had the universe of the work permit application timestamps and no systematic selection is possible in terms of $R^*(0)|M = 0$, the identification should hold. Thus, our procedure offers a sophisticated check for those identification concerns in any design.

B. Illustrations of the one-sided restriction failures

When manipulation can violate either (3) or (4), diagnostic tests should be employed to detect such manipulation, for which the condition for Theorem 1 must hold. From Theorem 1, we must verify that any manipulation of $R^*(1)|M = 1$ must favor $R^*(1) \geq c$ whenever it fails (3) and any selection of $R^*(0)$ should be from $R^*(0) < c$ whenever it fails (4). The former is straightforward: if someone is willing and able to assign their $R^*(1)$ just above the cutoff, no one must be willing or able to assign their $R^*(1)$ just below it.

The latter can be critical for some designs. Bradley et al. (2017) study the impact of labor union (National Labor Relations Board) formation in U.S. firms on patent-related variables. Many studies use union voting as a device for an RD design. DiNardo and Lee (2004) describe a typical process for a U.S. union formation. Among their described procedures, the followign *Step 5*. suggests that a re-election can be proposed via objection to the initial election.

5. Within seven days after the final tally of the ballots, parties can file objections to how the election was conducted. With sufficient evidence that the election was not carried out properly, the NLRB can rule to invalidate the outcome of an election, and conduct another one thereafter. Specific ballots cannot be challenged after the voting is completed.(DiNardo and Lee, 2004, page. 1389)

The re-election is manipulation, although it may sound as innocuous because no one can ensure the final election results via re-election. However, re-elections violate the condition for $R^*(0)|M = 0$ (4) because objections would be reasonably made only from the failing side that can be for or against the union.

Many designs should be able to detect manipulation. For example, Angrist et al. (2019) is a follow-up study of Angrist and Lavy (1999) that exploits the *Maimonides' rule* in the Israeli school system: a school with 41 students must have two classes of 20 and 21. The treatment is the assignment to a smaller

class, but schools may have manipulated the enrollment as “schools are warned not to move students between grades or to enroll those overseas so as to produce an additional class” (Angrist et al., 2019) by the Israeli Ministry of Education (MOE). Such manipulation is costly and should occur only to exceed the cut-off because “School leaders might care to do this because educators and parents prefer smaller classes. MOE rules that set school budgets as an increasing function of the number of classes also reward manipulation” (Angrist et al., 2019). Hence, the density test is valid for their design. Otsu et al. (2013) and Angrist et al. (2019) report the discontinuity of the density in Angrist and Lavy (1999) data. While continuous density is sufficient, it is not necessary for identification. Angrist et al. (2019) verify that the index of socioeconomic status is unrelated to Maimonides’s rule conditional on a few covariates, and such logic may justify identification.⁷ It may also be consistent with Arai et al. (2021a) who report the passage of their fuzzy RD test, which does not involve any restrictions on the density but says nothing about its reduced-form sharp design. Continuous density confirms identification, but designs with discontinuous density may also be salvaged, despite being challenging.

V. Conclusion

RD identification is valid for an ideal design that assigns treatment as if it is randomized locally at the cutoff. However, individuals may manipulate the running variable. Because manipulation has never been defined in existing models, existing identification is based on high-level conditions that are silent about *when a design is ideal under manipulation*.

We provide the low-level condition for identification by introducing the potential outcome framework for manipulation. In Section II, we derive simple low-level conditions for identification as restrictions on manipulation via the framework.

⁷As in (5) and example 1, identification failure is driven by a difference in manipulators and non-manipulators. If $E[Y(d)|R^*(m) = c_-, M = m] = E[Y(d)|R^*(m) = c_+, M = m]$, $m \in \{0, 1\}$ and these means are the same across $m \in \{0, 1\}$, then identification holds with discontinuous densities.

Low-level conditions require that manipulation to be randomization, which can be achieved by prohibiting two *precise* manipulations: the manipulated running variable must not be precisely assigned on a particular side of the cutoff and units for manipulation must not be precisely selected from a particular side of the cutoff. These restrictions arise from a decomposition of the continuity condition (Hahn et al., 2001) for identification; the continuity condition follows from the balanced mean potential outcomes weighted by the balanced densities. This decomposition highlights the critical role of continuous density in our framework.

Furthermore, in Section III, we established the low-level auxiliary assumption that guarantees that diagnostic tests can detect manipulations. Under the proposed auxiliary assumption, we reveal that the null hypothesis of the popular density test (McCrary, 2008) implies identification. The auxiliary assumption eliminates manipulation with two-sided incentives. Our restriction is explicit in manipulation as an action to influence the running variable. Hence, the auxiliary assumption can be justified from particular stories about manipulation in consideration.

In Section IV, we discuss the consequences of our framework in published empirical studies, documenting that identification claims in previous studies may be incomplete and providing remedies against it. Furthermore, we highlight a study that may not satisfy the auxiliary assumption and hence may be incapable of detecting manipulation. The possible detection failure is suggested by a two-sided incentive for initiating manipulation that leads to precise selection from either side of the cutoff. We emphasize that the manipulation, which sounds innocuous in existing models, can be a threat to its detection and identification.

The study has some limitations. First, the distribution of $R^*(0)$ or its proxy variable may be available; however, this additional information may improve testing and identification. Second, the predetermined covariates may have alternative uses based on our analysis. Many studies propose estimating with covariates: Frölich and Huber (2019) propose a method with a multi-dimensional

non-parametric estimation; Calonico et al. (2019) develop an easy-to-implement augmentation; Noack et al. (2021) consider flexible and efficient estimation including machine-learning devices; Kreiss and Rothe (2022) and Arai et al. (2021b) explore augmentation with high-dimensional covariates. Nevertheless, covariates are rarely used to adjust for a possible identification failure and our results may suggest an alternative use of covariates. Finally, our analysis may not be trivial with a multi-dimensional running variable R . It would also be promising to extend our analysis to RD designs with multiple cutoff values for which Cattaneo et al. (2016) propose a pooling parameter and its implementation and Cattaneo et al. (2021) consider an extrapolation method. Developing conceptual and practical recommendations for these designs is a future issue to be explored.

APPENDIX. REGULARITY CONDITIONS AND PROOFS

ASSUMPTION 3 (Regularity conditions): (i) For $m \in \{0, 1\}$, the conditional density function $f_{R^*(m)|M=m}(r)$ exists and has left and right limits, that is

$$f_{R^*(m)|M=m}(c_-) \equiv \lim_{r \uparrow c} f_{R^*(m)|M=m}(r) \text{ and } f_{R^*(m)|M=m}(c_+) \equiv \lim_{r \downarrow c} f_{R^*(m)|M=m}(r).$$

(ii) For $m \in \{0, 1\}$, the conditional probability $P(M = m|R^*(m) = r)$ exists and has left and right limits, that is

$$P(M = m|R^*(m) = c_-) \equiv \lim_{r \uparrow c} P(M = m|R^*(m) = r), \text{ and}$$

$$P(M = m|R^*(m) = c_+) \equiv \lim_{r \downarrow c} P(M = m|R^*(m) = r).$$

(iii) For $d \in \{0, 1\}$ and $m \in \{0, 1\}$, the conditional expectation $E[Y(d)|R^*(m) = r, M = m]$ exists and has left and right limits, that is

$$E[Y(d)|R^*(m) = c_-, M = m] \equiv \lim_{r \uparrow c} E[Y(d)|R^*(m) = r, M = m] \text{ and}$$

$$E[Y(d)|R^*(m) = c_+, M = m] \equiv \lim_{r \downarrow c} E[Y(d)|R^*(m) = r, M = m].$$

PROOF OF THEOREM 1:

We observe that

$$\begin{aligned} f_R(r) &= f_{R^*(1)|M=1}(r)P(M = 1) + f_{R^*(0)|M=0}(r)P(M = 0) \\ &= f_{R^*(1)|M=1}(r)P(M = 1) + P(M = 0|R^*(0) = r)f_{R^*(0)}(r). \end{aligned}$$

If Assumption 2 (i) holds, we obtain

$$\begin{aligned} f_R(c_+) - f_R(c_-) &= f_{R^*(1)|M=1}(c_+)P(M = 1) \\ &\quad + \{1 - P(M = 0|R^*(0) = c_-)\} f_{R^*(0)}(c), \end{aligned}$$

which implies $f_R(c_-) \leq f_R(c_+)$. Hence, $f_{R^*(1)|M=1}(c_+)P(M = 1) = 0$ and $P(M = 0|R^*(0) = c_-) = 1$ hold if $f_R(c_-) = f_R(c_+)$. Because

$$f_{R^*(1)|M=1}(c_-)P(M = 1) = f_{R^*(1)|M=1}(c_+)P(M = 1) = 0,$$

we have

$$\begin{aligned} E[Y(d)|R^*(1) = c_-, M = 1]f_{R^*(1)|M=1}(c_-)P(M = 1) \\ = E[Y(d)|R^*(1) = c_+, M = 1]f_{R^*(1)|M=1}(c_+)P(M = 1). \end{aligned}$$

Additionally, because $P(M = 0|R^*(0) = c_-) = P(M = 0|R^*(0) = c_+) = 1$, for $r = c_-, c_+$, we have

$$\begin{aligned} f_{R^*(0)|M=0}(r)P(M = 0) &= P(M = 0|R^*(0) = r)f_{R^*(0)}(c) = f_{R^*(0)}(c), \\ E[Y(d)|R^*(0) = r, M = 0] &= E[Y(d)|R^*(0) = c]. \end{aligned}$$

Hence, from (5) it follows that $E[Y(d)|R = r]$ is continuous at $r = c$.

Next, suppose that Assumption 2 (ii) holds. Then,

$$f_R(c_+) - f_R(c_-) = f_{R^*(1)|M=1}(c_+)P(M = 1).$$

This implies that $f_{R^*(1)|M=1}(c_+)P(M = 1) = 0$ holds if $f_R(c_-) = f_R(c_+)$. Following the same argument as above, we can demonstrate the continuity of $E[Y(d)|R = r]$ at $r = c$.

Finally, suppose that Assumption 2 (iii) holds. Then

$$f_R(c_+) - f_R(c_-) = \{1 - P(M = 0|R^*(0) = c_-)\} f_{R^*(0)}(c).$$

This implies that $P(M = 0|R^*(0) = c_-) = 1$ holds if $f_R(c_-) = f_R(c_+)$. Following the same argument as above, we can demonstrate the continuity of $E[Y(d)|R = r]$

at $r = c$.

APPENDIX. GENERAL CASE

ASSUMPTION 4 (Regularity conditions): *Let $G \in \{0, 1, 2, 3\}$ be an unobserved type indicator that satisfies the following conditions. (i) For $g \in \{0, 1, 2, 3\}$, Assumptions 3 and 1 hold conditional on $G = g$. (ii) Conditional on $G = 0$, (3) and (4) hold. (iii) Conditional on $G = 1$, Assumption 2 (i) holds. (iv) Conditional on $G = 2$, Assumption 2 (ii) holds. (v) Conditional on $G = 3$, Assumption 2 (iii) holds.*

THEOREM 2: *Under Assumption 4, if $f_R(c_-) = f_R(c_+)$ then (1) holds; hence, the ATE is identified.*

PROOF:

By proofs of Proposition 1 and Theorem 1, we obtain $f_{R|G=g}(c_-) \leq f_{R|G=g}(c_+)$ and $f_{R|G=g}(c_-) = f_{R|G=g}(c_+)$ implies $E[Y(d)|R = c_-, G = g] = E[Y(d)|R = c_+, G = g]$. Because we have $f_{R|G=g}(c_-) \leq f_{R|G=g}(c_+)$ and

$$f_R(r) = \sum_{g=0}^3 f_{R|G=g}(r),$$

$f_R(c_-) = f_R(c_+)$ implies that $f_{R|G=g}(c_-) = f_{R|G=g}(c_+)$ holds for all g . Hence, if $f_R(c_-) = f_R(c_+)$, we obtain $f_{R|G=g}(c_-) = f_{R|G=g}(c_+)$ and $E[Y(d)|R = c_-, G = g] = E[Y(d)|R = c_+, G = g]$ for all g . Additionally, we observe that

$$\begin{aligned} E[Y(d)|R = r] &= \sum_{g=0}^3 E[Y(d)|R = r, G = g]P(G = g|R = r) \\ &= \sum_{g=0}^3 E[Y(d)|R = r, G = g] \cdot \frac{f_{R|G=g}(r)P(G = g)}{f_R(r)}. \end{aligned}$$

As a result, if $f_R(c_-) = f_R(c_+)$, $E[Y(d)|R = r]$ is continuous at $r = c$.

APPENDIX. COMPARISON WITH GERARD ET AL. (2020)

In this section, we demonstrate that the assumptions of Gerard et al. (2020) are satisfied under Assumptions 1–2 if our assumptions regarding the conditional expectations of $Y(d)$ are replaced by those regarding conditional distributions of $Y(d)$. Gerard et al. (2020) assume that there exists an indicator $M^{GRR} \in \{0, 1\}$ such that

$$(C1) \quad F_{Y(d)|R, M^{GRR}=0}(y|c_-) = F_{Y(d)|R, M^{GRR}=0}(y|c_+),$$

$$(C2) \quad P(R \geq c | M^{GRR} = 1) = 1,$$

where $F_{U|V}$ denotes the conditional distribution function of U conditional on V for any random variables U and V . We reveal that we can construct M^{GRR} satisfying (C1) and (C2) under Assumptions 1–2. In the following, we replace our assumptions regarding the conditional expectations with those regarding conditional distributions. For example, the continuity of $E[Y(d)|R^*(0) = r]$ in Assumption 1 is replaced by

$$F_{Y(d)|R^*(0)}(y|c_-) = F_{Y(d)|R^*(0)}(y|c_+) \text{ for any } y.$$

First, we demonstrate that $M^{GRR} \equiv M$ satisfies (C1) and (C2) under Assumption 2 (ii). By Assumption 2 (ii), we obtain

$$\begin{aligned} F_{Y(d)|R, M^{GRR}=0}(y|c_-) &= F_{Y(d)|R^*(0), M=0}(y|c_-) \\ &= F_{Y(d)|R^*(0), M=0}(y|c_+) = F_{Y(d)|R, M^{GRR}=0}(y|c_+), \\ P(R \geq c | M^{GRR} = 1) &= P(R^*(1) \geq c | M = 1) = 1. \end{aligned}$$

Hence, under Assumption 2 (ii), M plays the same role of M^{GRR} in Gerard et al. (2020).

Second, we consider Assumption 2 (i). Because $f_{R^*(0)}(r)$ and $F_{Y(d)|R^*(0)}(y|r)$

are continuous at $r = c$, we can construct a group indicator $M^* \in \{0, 1\}$ ⁸ such that

$$(C3) \quad F_{Y(d)|R^*(0), M^*=1}(y|c_+) = F_{Y(d)|R^*(0), M=1}(y|c_-),$$

$$(C4) \quad P(M^* = 1|R^*(0) = c_+) = P(M = 1|R^*(0) = c_-),$$

$$(C5) \quad P(R^*(0) \geq c|M^* = 1) = 1.$$

Then, we can demonstrate that $M^{GRR} \equiv 1\{M = 1 \text{ or } M^* = 1\}$ satisfies (C1) and (C2). Because $P(R^*(1) \geq c|M = 1) = 1$ and $P(R^*(0) \geq c|M^* = 1) = 1$, we have

$$\begin{aligned} & P(R \geq c|M^{GRR} = 1) \\ &= P(R \geq c|M = 1 \text{ or } M^* = 1) \\ &= \frac{P(R^*(1) \geq c, M = 1) + P(R^*(0) \geq c, M = 0, M^* = 1)}{P(M = 1 \text{ or } M^* = 1)} \\ &= \frac{P(M = 1) + P(M = 0, M^* = 1)}{P(M = 1 \text{ or } M^* = 1)} = 1. \end{aligned}$$

Because $\{M^{GRR} = 0\} = \{M = 0 \text{ and } M^* = 0\}$ and $P(M = 0|R^*(0) = c_+) = 1$,

⁸For simplicity, we assume that conditional density functions exist $f_{Y(d)|R^*(0)}(y|c_-)$, $f_{Y(d)|R^*(0), M=0}(y|c_-)$, and $f_{Y(d)|R^*(0), M=1}(y|c_-)$. Letting

$$\begin{aligned} g(y) &\equiv f_{Y(d)|R^*(0)}(y|c_-), \quad g_0(y) \equiv f_{Y(d)|R^*(0), M=0}(y|c_-), \\ g_1(y) &\equiv f_{Y(d)|R^*(0), M=1}(y|c_-), \quad \text{and } p_M \equiv P(M = 1|R^*(0) = c_-), \end{aligned}$$

then $g(y)$ can be written as $g(y) = p_M g_1(y) + (1 - p_M)g_0(y)$. Let U be a uniformly distributed random variable independent of other variables. Define $M^* \equiv 1\left\{U \leq \frac{p_M g_1(Y(d))}{g(Y(d))} \text{ and } R^*(0) \geq c\right\}$. Then, $P(R^*(0) \geq c|M^* = 1) = 1$ holds by the definition of M^* . Because we have $f_{Y(d)|R^*(0)}(y|c_+) = f_{Y(d)|R^*(0)}(y|c_-) = g(y)$, we obtain

$$\begin{aligned} P(M^* = 1|R^*(0) = c_+) &= E\left[\frac{p_M g_1(Y(d))}{g(Y(d))} \mid R^*(0) = c_+\right] \\ &= \int \left(\frac{p_M g_1(y)}{g(y)}\right) g(y) dy = P(M = 1|R^*(0) = c_-). \end{aligned}$$

Furthermore, using Bayes's theorem, we obtain

$$\begin{aligned} f_{Y(d)|R^*(0), M^*=1}(y|c_+) &= \frac{P(M^* = 1|Y(d) = y, R^*(0) = c_+) f_{Y(d)|R^*(0)}(y|c_+)}{P(M^* = 1|R^*(0) = c_+)} \\ &= \frac{\{p_M g_1(y)/g(y)\} \cdot g(y)}{p_M} = f_{Y(d)|R^*(0), M=1}(y|c_-), \end{aligned}$$

which implies $F_{Y(d)|R^*(0), M^*=1}(y|c_+) = F_{Y(d)|R^*(0), M=1}(y|c_-)$.

we have

$$\begin{aligned} F_{Y(d)|R, M^{GRR}=0}(y|c_+) &= F_{Y(d)|R^*(0), M^*=0}(y|c_+), \\ P(M^{GRR}=0|R^*(0)=c_+) &= P(M^*=0|R^*(0)=c_+). \end{aligned}$$

Furthermore, it follows from $P(R^*(0) < c, M^* = 1) = 0$ that we have

$$\begin{aligned} P(M^* = 0|R^*(0) < c) &= \frac{P(R^*(0) < c, M^* = 0)}{P(R^*(0) < c)} \\ &= \frac{P(R^*(0) < c) - P(R^*(0) < c, M^* = 1)}{P(R^*(0) < c)} = 1. \end{aligned}$$

Hence, we obtain

$$\begin{aligned} F_{Y(d)|R, M^{GRR}=0}(y|c_+) &= \left(\frac{1}{P(M^* = 0|R^*(0) = c_+)} \right) \left\{ F_{Y(d)|R^*(0)}(y|c_+) \right. \\ &\quad \left. - P(M^* = 1|R^*(0) = c_+) F_{Y(d)|R^*(0), M^*=1}(y|c_+) \right\} \\ &= \left(\frac{1}{P(M = 0|R^*(0) = c_+)} \right) \left\{ F_{Y(d)|R^*(0)}(y|c_-) \right. \\ &\quad \left. - P(M = 1|R^*(0) = c_-) F_{Y(d)|R^*(0), M=1}(y|c_-) \right\} \\ &= F_{Y(d)|R^*(0), M=0}(y|c_-) = F_{Y(d)|R, M^{GRR}=0}(y|c_-), \end{aligned}$$

where the last equality follows because $P(M^* = 0|R^*(0) < c) = 1$. Therefore, M^{GRR} satisfies (C1) and (C2).

Finally, we consider Assumption 2 (iii). Similar to the above case, we construct $M^* \in \{0, 1\}$ satisfying (C3), (C4), and (C5). Then, we demonstrate that $M^{GRR} \equiv 1\{M = 0 \text{ and } M^* = 1\}$ satisfies (C1) and (C2). Because $P(R^*(0) \geq c|M^* = 1) = 1$ and $P(M = 0|R^*(0) \geq c) = 1$, we have $P(M = 0|M^* = 1) = 1$. Hence, we obtain

$$\begin{aligned} P(R \geq c|M^{GRR} = 1) &= P(R^*(0) \geq c|M = 0, M^* = 1) \\ &= P(R^*(0) \geq c|M^* = 1) = 1, \end{aligned}$$

where the last equality follows from $P(R^*(0) \geq c | M^* = 1) = 1$. Therefore, (C2) is satisfied.

Next, we demonstrate that M^{GRR} satisfies (C1). Because $\{M^{GRR} = 0\} = \{M = 1 \text{ or } M^* = 0\}$, we observe that

$$\begin{aligned}
F_{Y(d)|R, M^{GRR}=0}(y|c_+) &= P(M = 0 | R = c_+, M^{GRR} = 0) \\
&\quad \times F_{Y(d)|R^*(0), M=0, M^*=0}(y|c_+) \\
&\quad + P(M = 1 | R = c_+, M^{GRR} = 0) \\
&\quad \times F_{Y(d)|R^*(1), M=1}(y|c_+),
\end{aligned}
\tag{C6}$$

where $F_{Y(d)|R^*(1), M=1}(y|c_+) = F_{Y(d)|R^*(1), M=1}(y|c_-)$ holds by Assumption 2 (iii). Because M^* satisfies (C3) and (C4), we observe that

$$\begin{aligned}
&F_{Y(d)|R^*(0), M=0, M^*=0}(y|c_+) \\
&= F_{Y(d)|R^*(0), M^*=0}(y|c_+) \\
&= \left(\frac{1}{P(M^* = 0 | R^*(0) = c_+)} \right) \left\{ F_{Y(d)|R^*(0)}(y|c_+) \right. \\
&\quad \left. - P(M^* = 1 | R^*(0) = c_+) F_{Y(d)|R^*(0), M^*=1}(c_+) \right\} \\
&= \left(\frac{1}{1 - P(M = 1 | R^*(0) = c_-)} \right) \left\{ F_{Y(d)|R^*(0)}(y|c_-) \right. \\
&\quad \left. - P(M = 1 | R^*(0) = c_-) F_{Y(d)|R^*(0), M=1}(y|c_-) \right\} \\
&= F_{Y(d)|R^*(0), M=0}(y|c_-) = F_{Y(d)|R^*(0), M=0, M^*=0}(y|c_-),
\end{aligned}
\tag{C7}$$

where the first equality follows from $P(M = 0 | R^*(0) \geq c) = 1$ and the last equality follows because $P(R^*(0) \geq c | M^* = 1) = 1$ implies $P(M^* = 0 | R^*(0) <$

c) = 1. We observe that

$$\begin{aligned}
& P(M = 1|R = c_+, M^{GRR} = 0) \\
&= \frac{P(M = 1|R = c_+)}{P(M = 1|R = c_+) + P(M = 0, M^* = 0|R = c_+)} \\
&= \frac{f_{R^*(1)|M=1}(c_+)P(M = 1)}{f_{R^*(1)|M=1}(c_+)P(M = 1) + f_{R^*(0)|M=0, M^*=0}(c_+)P(M = 0, M^* = 0)} \\
&= \frac{f_{R^*(1)|M=1}(c_+)P(M = 1)}{f_{R^*(1)|M=1}(c_+)P(M = 1) + P(M = 0, M^* = 0|R^*(0) = c_+)f_{R^*(0)}(c_+)},
\end{aligned}$$

where $f_{R^*(1)|M=1}(c_+) = f_{R^*(1)|M=1}(c_-)$ and $f_{R^*(0)}(c_+) = f_{R^*(0)}(c_-)$ hold. Additionally, because $P(M = 0|R^*(0) = c_+) = 1$, $P(M^* = 0|R^*(0) = c_+) = P(M = 0|R^*(0) = c_-)$, and $P(M^* = 0|R^*(0) = c_-) = 1$, we obtain

$$\begin{aligned}
P(M = 0, M^* = 0|R^*(0) = c_+) &= P(M^* = 0|R^*(0) = c_+) \\
&= P(M = 0|R^*(0) = c_-) \\
&= P(M = 0, M^* = 0|R^*(0) = c_-).
\end{aligned}$$

Therefore, we obtain

$$(C8) \quad P(M = 1|R = c_+, M^{GRR} = 0) = P(M = 1|R = c_-, M^{GRR} = 0).$$

Thus, by substituting (C7) and (C8) for (C6), we obtain (C1).

*

REFERENCES

- ANGRIST, J. D. AND V. LAVY (1999): “Using Maimonides’ Rule to Estimate the Effect of Class Size on Scholastic Achievement,” *The Quarterly Journal of Economics*, 114, 533–575.
- ANGRIST, J. D., V. LAVY, J. LEDER-LUIS, AND A. SHANY (2019): “Maimonides’ Rule Redux,” *American Economic Review: Insights*, 1, 309–324.
- ARAI, Y., Y.-C. HSU, T. KITAGAWA, I. MOURIFIÉ, AND Y. WAN (2021a): “Testing Identifying Assumptions in Fuzzy Regression Discontinuity Designs,” *Quantitative Economics*, 13, 1–28.
- ARAI, Y., T. OTSU, AND M. H. SEO (2021b): “Regression Discontinuity Design with Potentially Many Covariates,” *arXiv:2109.08351 [econ, stat]*.
- BARTALOTTI, O., Q. BRUMMET, AND S. DIETERLE (2020): “A Correction for Regression Discontinuity Designs With Group-Specific Mismeasurement of the Running Variable,” *Journal of Business & Economic Statistics*, 0, 1–16.
- BERTANHA, M. AND G. W. IMBENS (2020): “External Validity in Fuzzy Regression Discontinuity Designs,” *Journal of Business & Economic Statistics*, 38, 593–612.
- BRADLEY, D., I. KIM, AND X. TIAN (2017): “Do Unions Affect Innovation?” *Management Science*, 63, 2251–2271.
- BUGNI, F. A. AND I. A. CANAY (2021): “Testing Continuity of a Density via g-order Statistics in the Regression Discontinuity Design,” *Journal of Econometrics*, 221, 138–159.
- CALONICO, S., M. D. CATTANEO, M. H. FARRELL, AND R. TITIUNIK (2017): “Rdrobust: Software for Regression-discontinuity Designs,” *The Stata Journal*, 17, 372–404.

- (2019): “Regression Discontinuity Designs Using Covariates,” *The Review of Economics and Statistics*, 101, 442–451.
- CALONICO, S., M. D. CATTANEO, AND R. TITIUNIK (2014): “Robust Nonparametric Confidence Intervals for Regression-Discontinuity Designs,” *Econometrica*, 82, 2295–2326.
- CANAY, I. A. AND V. KAMAT (2018): “Approximate Permutation Tests and Induced Order Statistics in the Regression Discontinuity Design,” *The Review of Economic Studies*, 85, 1577–1608.
- CATTANEO, M. D., B. R. FRANSEN, AND R. TITIUNIK (2015): “Randomization Inference in the Regression Discontinuity Design: An Application to Party Advantages in the U.S. Senate,” *Journal of Causal Inference*, 3, 1–24.
- CATTANEO, M. D., N. IDROBO, AND R. TITIUNIK (2020a): *A Practical Introduction to Regression Discontinuity Designs: Foundations*, Elements in Quantitative and Computational Methods for the Social Sciences, Cambridge University Press, Cambridge, UK.
- (2024): *A Practical Introduction to Regression Discontinuity Designs: Extensions*, Elements in Quantitative and Computational Methods for the Social Sciences, Cambridge University Press.
- CATTANEO, M. D., M. JANSSON, AND X. MA (2018): “Manipulation testing based on density discontinuity,” *The Stata Journal*, 18, 234–261.
- (2020b): “Simple Local Polynomial Density Estimators,” *Journal of the American Statistical Association*, 115, 1449–1455.
- CATTANEO, M. D., L. KEELE, R. TITIUNIK, AND G. VAZQUEZ-BARE (2016): “Interpreting Regression Discontinuity Designs with Multiple Cutoffs,” *The Journal of Politics*, 78, 1229–1248.

- (2021): “Extrapolating Treatment Effects in Multi-Cutoff Regression Discontinuity Designs,” *Journal of the American Statistical Association*, 116, 1941–1952.
- CATTANEO, M. D., R. TITIUNIK, AND G. VAZQUEZ-BARE (2017): “Comparing Inference Approaches for RD Designs: A Reexamination of the Effect of Head Start on Child Mortality,” *Journal of Policy Analysis and Management*, 36, 643–681.
- DAHL, G. B., K. V. LØKEN, AND M. MOGSTAD (2014): “Peer Effects in Program Participation,” *American Economic Review*, 104, 2049–2074.
- DAVEZIES, L. AND T. LE BARBANCHON (2017): “Regression discontinuity design with continuous measurement error in the running variable,” *Journal of Econometrics*, 200, 260–281.
- DECHEZLEPRÊTRE, A., E. EINIÖ, R. MARTIN, K.-T. NGUYEN, AND J. VAN REENEN (2023): “Do Tax Incentives Increase Firm Innovation? An RD Design for R&D, Patents, and Spillovers,” *American Economic Journal: Economic Policy*, 15, 486–521.
- DIAMOND, R. AND P. PERSSON (2016): “The Long-term Consequences of Teacher Discretion in Grading of High-stakes Tests,” *NBER working paper*.
- DIÑARDO, J. AND D. S. LEE (2004): “Economic Impacts of New Unionization on Private Sector Employers: 1984–2001*,” *The Quarterly Journal of Economics*, 119, 1383–1441.
- (2011): *Chapter 5 - Program Evaluation and Research Designs in O. Ashenfelter and C. David (Eds.) Handbook of Labor Economics*, Elsevier, vol. 4, 463–536.
- DONG, Y. AND M. KOLESÁR (2023): “When can we ignore measurement error in the running variable?” *Journal of Applied Econometrics*, 38, 735–750.

- FRÖLICH, M. AND M. HUBER (2019): “Including Covariates in the Regression Discontinuity Design,” *Journal of Business & Economic Statistics*, 37, 736–748.
- GERARD, F., M. ROKKANEN, AND C. ROTHE (2020): “Bounds on Treatment Effects in Regression Discontinuity Designs with a Manipulated Running Variable,” *Quantitative Economics*, 11, 839–870.
- HAHN, J., P. TODD, AND W. VAN DER KLAAUW (2001): “Identification and Estimation of Treatment Effects with a Regression-Discontinuity Design,” *Econometrica*, 69, 201–209.
- HUANG, S. AND A. V. THAKOR (2024): “Political Influence, Bank Capital, and Credit Allocation,” *Management Science*, forthcoming. Available from doi:10.1287/mnsc.2022.04056.
- JEPSEN, C., P. MUESER, AND K. TROSKE (2016): “Labor Market Returns to the GED Using Regression Discontinuity Analysis,” *Journal of Political Economy*, 124, 621–649.
- KREISS, A. AND C. ROTHE (2022): “Inference in regression discontinuity designs with high-dimensional covariates,” *The Econometrics Journal*, 26, 105–123.
- LEE, D. S. (2008): “Randomized Experiments from Non-Random Selection in U.S. House Elections,” *Journal of Econometrics*, 142, 675–697.
- LEE, D. S. AND T. LEMIEUX (2010): “Regression Discontinuity Designs in Economics,” *Journal of Economic Literature*, 48, 281–355.
- MCCRARY, J. (2008): “Manipulation of the Running Variable in the Regression Discontinuity Design: A Density Test,” *Journal of Econometrics*, 142, 698–714.
- NOACK, C., T. OLMA, AND C. ROTHE (2021): “Flexible Covariate Adjustments in Regression Discontinuity Designs,” *arXiv:2107.07942 [econ, stat]*.

- OTSU, T., K.-L. XU, AND Y. MATSUSHITA (2013): “Estimation and Inference of Discontinuity in Density,” *Journal of Business & Economic Statistics*, 31, 507–524.
- PEI, Z. AND Y. SHEN (2017): *The Devil is in the Tails: Regression Discontinuity Design with Measurement Error in the Assignment Variable*, Emerald Publishing Limited, vol. 38 of *Advances in Econometrics*, 455–502.
- PINOTTI, P. (2017): “Clicking on Heaven’s Door: The Effect of Immigrant Legalization on Crime,” *American Economic Review*, 107, 138–168.
- THISTLETHWAITE, D. L. AND D. T. CAMPBELL (1960): “Regression-discontinuity analysis: An alternative to the ex post facto experiment.” *Journal of Educational Psychology*, 51, 309–317.
- YANAGI, T. (2017): “Regression Discontinuity Designs with Nonclassical Measurement Errors,” *mimeo*.
- YU, P. (2011): “Identification of Treatment Effects in Regression Discontinuity Designs with Measurement Error,” *mimeo*.

Supplementary Appendix

Comparing the one-sided and monotonic manipulations

McCrary (2008) conjectures that “The density test [...] is expected to be powerful when manipulation is monotonic” (page. 711); that is, in our notations, $R \geq R^*(0)$ or $R \leq R^*(0)$ almost surely. Although monotonic manipulation is intuitive and shares similarities with our one-sided restriction, they differ. Monotonic manipulation is neither sufficient nor necessary to detect manipulation using the density test. First, monotonic manipulation is not necessary for detection using the density test. Specifically, it imposes unnecessary restrictions on imprecise manipulators that satisfy both (3) and (4). Unlike monotonic manipulation, imprecise manipulation may follow both incentives to receive and not to receive treatment.

Second, and more importantly, monotonic manipulation is not sufficient to validate the density test. We provide a counterexample below. Consider teachers

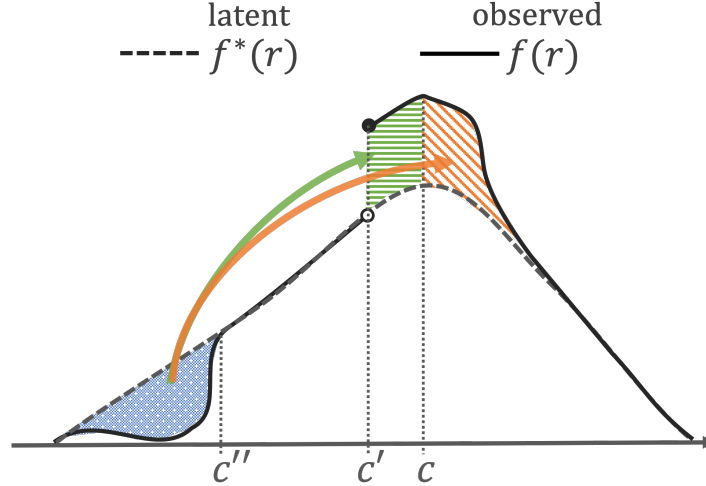


FIGURE D1. *

Counterexample of monotone manipulation violating detectability.

offering a retake of an examination. Now consider that some students intention-

ally failed to ensure that they would retake the examination. In Figure D1, there are two nearby cutoffs, c and c' . Let the known cutoff c be the official passing cutoff and the left cutoff c' be a hidden cutoff that is unknown to the researcher but is an internal cutoff for penalizing students below it. Some students who were not ready for the examination and had their $R^*(0)$ lower than c'' (in the blue-dotted region) may demonstrate two different manipulation behaviors. Some may precisely assign their $R^*(1)$ just above the passing cutoff c (in the hatched region) because they believe they will not improve their scores. Others may intentionally fail the examination to retake it because they think they can score higher than just above the cutoff c . Nevertheless, these students set $R^*(1)$ above c' (in the striped region) to avoid facing an additional penalty. These two manipulations are both *monotonic* but not *one-sided* because they are sorted both just below and above the policy cutoff c . These monotonic manipulations make the density continuous at c . However, students' expected performance in their retaken examination differs from those just above and below the cutoff c ; consequently, the identification fails.