

THE DIRECT RADIAL BASIS FUNCTION PARTITION OF UNITY (D-RBF-PU) METHOD FOR SOLVING PDES

DAVOUD MIRZAEI*

Abstract. In this paper, a new localized radial basis function (RBF) method based on partition of unity (PU) is proposed for solving boundary and initial-boundary value problems. The new method is benefited from a direct discretization approach and is called the ‘direct RBF partition of unity (D-RBF-PU)’ method. Thanks to avoiding all derivatives of PU weight functions as well as all lower derivatives of local approximants, the new method is faster and simpler than the standard RBF-PU method. Besides, the discontinuous PU weight functions can now be utilized to develop the method in a more efficient and less expensive way. Alternatively, the new method is an RBF-generated finite difference (RBF-FD) method in a PU setting which is much faster and in some situations more accurate than the original RBF-FD. The polyharmonic splines are used for local approximations, and the error and stability issues are considered. Some numerical experiments on irregular 2D and 3D domains, as well as cost comparison tests, are performed to support the theoretical analysis and to show the efficiency of the new method.

Key words. Radial Basis Function (RBF), Partition of Unity (PU), RBF-FD, Partial Differential Equations (PDEs).

AMS subject classifications. 65N06, 65N30, 65Dxx, 41Axx.

1. Introduction. Approximation by *kernels* and in particular by *radial basis functions (RBFs)* has received a lot of attention due to many attractive advantages such as ease of implementation, flexibility with respect to geometry and dimension and giving spectral accuracy in some situations. However, the global RBF approximations produce full and ill-conditioned matrices which make them restricted for large scale problems. So, localized approaches, such as *RBF-generated finite difference (RBF-FD)* and *RBF partition of unity (RBF-PU)* methods, are currently being developed.

The earliest reference to RBF-FD seems to be a conference presentation in 2000 [43]. Then, this method was developed in three simultaneous studies [41, 44, 48] in 2003. As in the classical FD methods, RBF-FD results in sparse matrices with an additional advantage that has all the flexibility of global RBFs in terms of handling irregular geometries and scattered node layouts. To avoid the ill-conditioning at the *near flat* cases, i.e. for very small values of RBF shape parameters, some technical algorithms have been introduced in [14, 16, 24] for Gaussian RBF and in [3, 17, 18, 49] for all types of RBFs. Equipping with such algorithms, the RBF-FD method has been successfully applied on a large class of PDEs in Euclidian spaces and on smooth sub-manifolds [12, 15, 13].

Although a PU method has been introduced by Shepard in 1968 [40], the first combination with RBF interpolation goes back to [46] in 2002. However, a PU finite element method for solving PDEs has been proposed in [2, 26] few years earlier. The RBF-PU collocation method for solving transport equations on the unit sphere has been developed in [1]. The capability of the RBF-PU method for numerical solution of parabolic PDEs in financial mathematics has been investigated in [29, 30, 38, 39]. Preconditioning schemes are studied in [21] and a least square RBF-PU method is

*Department of Applied Mathematics and Computer Science, Faculty of Mathematics and Statistics, University of Isfahan, 81746-73441 Isfahan, Iran. (d.mirzaei@sci.ui.ac.ir)

Funding: The work of the author was supported by the Iranian National Science Foundation (INSF) under grant No. 98012657.

Date: September 23, 2019 (submitted), October 26, 2020 (accepted)

proposed in [25]. Adaptivity and stability issues via variably scaled kernels are recently given in [8]. Other applications can be found in [4, 7, 9].

In this paper we introduce a new RBF-PU method for solving boundary value problems. We use the idea of *direct discretization* and link the RBF-PU to the RBF-FD and construct a *direct RBF-PU* method which is more efficient than both RBF-FD and RBF-PU methods. Indeed, the classical FD method as well as the RBF-FD method use the direct approach for discretizing a PDE operator to a finite dimensional differentiation matrix. The direct approach has been also used in [28] to speed up the computations of moving least squares derivatives and then in [27] to accelerate the meshless local Petrov-Galerkin method. We refer the reader to [32] for more details about the direct discretization methods.

The rest of this paper is organized as follows. In section 2, the idea of PU in approximation theory is reviewed. In section 3, the combination of RBF approximation with PU weights and the classical RBF-PU method for solving PDEs are presented. In section 4, the well-known RBF-FD method which is in connection with the new method is briefly reviewed. In section 5, the new direct RBF-PU method is introduced and its connections to some variations of the RBF-FD method are derived. Also, the scaling property of polyharmonic kernels and a stabilization technique based on scaling are recalled. In section 6, the theoretical foundation of the method is provided and the consistency and stability issues are considered. Finally, in section 7, some numerical experiments and comparisons with other RBF-based methods are given.

As a remark on notation, we will use bold math symbols for vectors as far as we are writing in numerical linear algebra. Matrices are also denoted by capital non-bold symbols.

2. Partition of unity. Let $\{\Omega_\ell\}_{\ell=1}^{N_c}$ be an open and bounded covering of Ω that means all Ω_ℓ are open and bounded and $\Omega \subset \bigcup_{\ell=1}^{N_c} \Omega_\ell$. A family of nonnegative functions $\{w_\ell\}_{\ell=1}^{N_c}$ is called a partition of unity (PU) with respect to the covering $\{\Omega_\ell\}$ if

- (1) $\text{supp}(w_\ell) \subseteq \Omega_\ell$,
- (2) $\sum_{\ell=1}^{N_c} w_\ell(x) = 1, \forall x \in \Omega$.

Sometimes, for a differentiation purpose, one needs to impose more regularity on PU weight functions w_ℓ , and may assume $w_\ell \in C^k(\mathbb{R}^d)$ and for every $\alpha \in \mathbb{N}_0^d$ with $|\alpha| \leq k$ there exists a constant C_α such that

$$(2.1) \quad \|D^\alpha w_\ell\|_{L_\infty(\Omega_\ell)} \leq C_\alpha \rho_\ell^{-|\alpha|},$$

where $\rho_\ell = \frac{1}{2} \sup_{x,y \in \Omega_\ell} \|x - y\|_2$. In this case, $\{w_\ell\}$ is called a k -stable PU with respect to $\{\Omega_\ell\}$ [47].

We start with an overlapping covering $\{\Omega_\ell\}_{\ell=1}^{N_c}$ of Ω . If we assume V_ℓ is an approximation space on Ω_ℓ and $s_\ell \in V_\ell$ is a local approximant of a function u on Ω_ℓ , then

$$(2.2) \quad s = \sum_{\ell=1}^{N_c} w_\ell s_\ell$$

is a global approximation of u on Ω which is formed by joining the local approximants s_ℓ via PU weights w_ℓ . For example, if $X = \{x_1, \dots, x_N\} \subset \Omega$, $X_\ell = X \cap \Omega_\ell$ and s_ℓ are u interpolants on X_ℓ then we can simply show that s is a u interpolant on X .

A possible choice for w_ℓ is the Shepard's weights

$$(2.3) \quad w_\ell(x) = \frac{\psi_\ell(x)}{\sum_{j=1}^{N_c} \psi_j(x)}, \quad 1 \leq \ell \leq N_c,$$

where ψ_ℓ are nonnegative, nonvanishing and compactly supported functions on Ω_ℓ .

If w_ℓ and s_ℓ are smooth enough then the PU approximation (2.2) can be used for solving differential equations. To see some applications see [2, 26] that apply the PU method on finite element spaces, and [1, 4, 7, 8, 9, 20, 25, 29, 30, 38, 39] which combine the PU method with RBF approximations.

To describe the overall approach, assume that we are looking for the approximate solution of a PDE problem of the form

$$(2.4) \quad Lu = f, \quad \text{in } \Omega,$$

$$(2.5) \quad Bu = g, \quad \text{on } \Gamma$$

where Ω is a domain in \mathbb{R}^d , $\Gamma = \partial\Omega$ denotes its boundary and L and B are linear differential operators defined and continuous on some normed linear space U in which the true solution of (2.4)-(2.5) should lie. Here B is the boundary operator describing the Dirichlet and/or Neumann boundary conditions. To obtain a numerical solution, the PDE operators L and B should operate on s (and hence on products $w_\ell s_\ell$) in (2.2) to get

$$Lu \approx Ls = \sum_{\ell=1}^{N_c} L(w_\ell s_\ell), \quad Bu \approx Bs = \sum_{\ell=1}^{N_c} B(w_\ell s_\ell),$$

where s_ℓ is local approximation of u in patch Ω_ℓ . Differential operators L and B should contain certain partial derivatives D^α for multi-indices $\alpha \in \mathbb{N}_0^d$. Using the Leibniz's rule we have

$$D^\alpha s = \sum_{\ell=1}^{N_c} \sum_{|\beta| \leq |\alpha|} \binom{\beta}{\alpha} D^\beta w_\ell D^{\alpha-\beta} s_\ell,$$

provided that both w_ℓ and s_ℓ are smooth enough. For example if $L = \Delta = D^{(2,0,\dots,0)} + D^{(0,2,\dots,0)} + \dots + D^{(0,0,\dots,2)}$, the well-known Laplacian operator, then

$$\Delta s = \sum_{\ell=1}^{N_c} (s_\ell \Delta w_\ell + 2\nabla w_\ell \cdot \nabla s_\ell + w_\ell \Delta s_\ell),$$

where derivatives of w_ℓ are even more complicated if w_ℓ is defined as (2.3). This will also increase the computational costs of the method. This paper proposes an alternative approach that avoids the above computations and reduces both computational cost and algorithmic complexity.

3. RBF-PU method. Let $\phi : \mathbb{R}^d \rightarrow \mathbb{R}$ be a radial and conditionally positive definite function of order n and $X = \{x_1, x_2, \dots, x_N\}$ be a set of trial points distributed in $\Omega \subset \mathbb{R}^d$, the domain in which the PDE is posed. Let $\{\Omega_\ell\}_{\ell=1}^{N_c}$ be an open and bounded covering of Ω and $X_\ell = X \cap \Omega_\ell$, $1 \leq \ell \leq N_c$, be sets of trial points in patches Ω_ℓ . Assume further that

$$J_\ell := \{j \in \{1, \dots, N\} : x_j \in X_\ell\}.$$

Local RBF approximation spaces in Ω_ℓ are defined as

$$V_\ell = V_{\phi, X_\ell} := \text{span}\{\phi(\cdot - x_j) : j \in J_\ell\} \oplus \mathbb{P}_{n-1}(\mathbb{R}^d), \quad 1 \leq \ell \leq N_c,$$

and local approximants $s_\ell \in V_\ell$ of function u are expressed as

$$s_\ell(x) = \sum_{j \in J_\ell} c_j \phi(x - x_j) + \sum_{k=1}^Q b_k p_k(x), \quad x \in \Omega_\ell \cap \Omega,$$

where $\{p_1, \dots, p_Q\}$ is a basis for polynomial space $\mathbb{P}_{n-1}(\mathbb{R}^d)$ and $Q = \frac{(n+d-1)!}{d!(n-1)!}$ is its dimension. For an interpolation problem, coefficient vectors c and b are obtained by enforcing interpolation conditions $s_\ell(x_j) = u(x_j)$ for $j \in J_\ell$ together with side conditions

$$\sum_{j \in J_\ell} c_j p_k(x_j) = 0, \quad j \in J_\ell, \quad 1 \leq k \leq Q,$$

leading to linear system of equations

$$\begin{bmatrix} \Phi & P \\ P^T & 0 \end{bmatrix} \begin{bmatrix} c \\ b \end{bmatrix} = \begin{bmatrix} u|_{X_\ell} \\ 0 \end{bmatrix},$$

where $\Phi(i, j) = \phi(x_j - x_i)$, $i, j \in J_\ell$, $P(j, k) = p_k(x_j)$, $j \in J_\ell$, $1 \leq k \leq Q$, and $u|_{X_\ell} = (u(x_j))$, $j \in J_\ell$. This system is uniquely solvable if and only if X_ℓ is a $\mathbb{P}_{n-1}(\mathbb{R}^d)$ -unisolvent set, meaning that the only polynomial from $\mathbb{P}_{n-1}(\mathbb{R}^d)$ which is zero on X_ℓ is the zero function.

The interpolant s_ℓ can also be written in the Lagrange form as

$$(3.1) \quad s_\ell(x) = \sum_{j \in J_\ell} u_j^*(\ell; x) u(x_j),$$

where Lagrange functions $u_j^*(\ell; \cdot)$ are solution of

$$\begin{bmatrix} \Phi & P \\ P^T & 0 \end{bmatrix} \begin{bmatrix} u^*(\ell; x) \\ v^*(\ell; x) \end{bmatrix} = \begin{bmatrix} \phi(\cdot - x)|_{X_\ell} \\ p(x) \end{bmatrix},$$

for $p(x) = [p_1(x), \dots, p_Q(x)]^T$, and satisfy $u_j^*(\ell; x_i) = \delta_{ij}$. Substituting (3.1) into (2.2) yields

$$(3.2) \quad s(x) = \sum_{\ell=1}^{N_c} \sum_{j \in J_\ell} \left(w_\ell(x) u_j^*(\ell; x) \right) u(x_j), \quad x \in \Omega.$$

For a fixed $x \in \Omega$ since $w_\ell(x) = 0$ if $x \notin \Omega_\ell$, we may introduce the index family

$$I(x) := \{\ell \in \{1, 2, \dots, N_c\} : x \in \Omega_\ell\}$$

to replace the summation script on ℓ in (3.2) by $\ell \in I(x)$.

Now, we review the known *collocation* RBF-PU method for solving the PDE problem (2.4)-(2.5). Assume

$$Y = \{y_1, \dots, y_M\}$$

is a set of test points in Ω and on its boundary Γ . This set may be different from the trial set of points X but for some theoretical reasons (to guarantee the solvability of the final unsymmetric system) we may assume $M \geq N$. Assume $Y = Y_\Omega \cup Y_\Gamma$ where Y_Ω and Y_Γ contain interior and boundary test points, respectively, and $Y_\Omega \cap Y_\Gamma = \emptyset$. In a collocation method the PDE and its boundary conditions are sampled at sets of points Y_Ω and Y_Γ , respectively, to get

$$(3.3) \quad (Lu)(y_k) = f(y_k), \quad y_k \in Y_\Omega,$$

$$(3.4) \quad (Bu)(y_k) = g(y_k), \quad y_k \in Y_\Gamma$$

which is a semi-discrete form of (2.4)-(2.5).

The standard RBF-PU method, uses the approach given at the end of section 2 where Lu and Bu are approximated by Ls and Bs , respectively, i.e.,

$$Lu \approx Ls = \sum_{\ell=1}^{N_c} \sum_{j \in J_\ell} L(w_\ell u_j^*(\ell; \cdot))u(x_j), \quad Bu \approx Bs = \sum_{\ell=1}^{N_c} \sum_{j \in J_\ell} B(w_\ell u_j^*(\ell; \cdot))u(x_j).$$

Inserting in (3.3)-(3.4) and replacing ' \approx ' by '=' lead to $M \times N$ and unsymmetric linear system of equations

$$(3.5) \quad \begin{bmatrix} A_L \\ A_B \end{bmatrix} \mathbf{u} = \begin{bmatrix} f|_{Y_\Omega} \\ g|_{Y_\Gamma} \end{bmatrix},$$

where $\mathbf{u} = [u_1, \dots, u_N]^T$ is the approximate solution for exact nodal vector $\mathbf{u}_{ex} = u|_X = [u(x_1), \dots, u(x_N)]^T$. Components of A_L and A_B are determined by

$$A_L(k, j) = \sum_{\ell \in I(y_k)} \left(L(w_\ell u_j^*(\ell; \cdot)) \right)(y_k), \quad y_k \in Y_\Omega,$$

$$A_B(k, j) = \sum_{\ell \in I(y_k)} \left(B(w_\ell u_j^*(\ell; \cdot)) \right)(y_k), \quad y_k \in Y_\Gamma.$$

Differential operators L and B should act on product $w_\ell u_j^*(\ell; \cdot)$ leading to some complicated calculations and algorithmic complexity, as pointed out in section 2.

4. RBF-FD method. In this section the RBF-FD is briefly reviewed as it is connected to the new method of section 5. The RBF-FD arises naturally as a generalization of standard FD formulas. For a linear differential operator L , the value of $(Lu)(y_k)$ can be *locally* approximated by values of u at a stencil $\tilde{X}_k \subset X$ of points nearing y_k by obtaining the weights ξ_j such that

$$Lu(y_k) \approx \xi^T u|_{\tilde{X}_k}$$

where the test point y_k is usually assumed to be located approximately at the center of stencil \tilde{X}_k . To obtain the weight vector ξ , we require the stencil to reproduce all functions spanned by RBFs $\{\phi(\cdot - x_j) : x_j \in \tilde{X}_k\}$. This happens if ξ satisfies

$$\sum_{x_j \in \tilde{X}_k} \xi_j \phi(x_i - x_j) = L\phi(x_i - y_k), \quad x_i \in \tilde{X}_k,$$

or in matrix form

$$\Phi \xi = L\phi(\cdot - y_k)|_{\tilde{X}_k}.$$

It is beneficial to also augment the stencil with polynomial terms and add matching constraints to the associated RBF expansion coefficients. This corresponds to requiring the weights to further reproduce the polynomial space $\mathbb{P}_{n-1}(\mathbb{R}^d)$. The augmented linear system then becomes

$$(4.1) \quad \begin{bmatrix} \Phi & P \\ P^T & 0 \end{bmatrix} \begin{bmatrix} \xi \\ \nu \end{bmatrix} = \begin{bmatrix} L\phi(\cdot - y_k)|_{\tilde{X}_k} \\ Lp(y_k) \end{bmatrix}.$$

This system is uniquely solvable if and only if \tilde{X}_k is a $\mathbb{P}_{n-1}(\mathbb{R}^d)$ -unisolvent set. The k -th row of the differentiation matrix A_L contains the RBF-FD weight vector ξ of test point y_k interspersed with zeros. Zeros are corresponded to trial points outside the stencil \tilde{X}_k . RBF-FD is extensively used for solving various PDE problems in engineering and science. For more details see [13] and references therein.

5. The new method. Again consider the PDE problem (2.4)-(2.5). In section 2, the standard PU approach for solving this problem was reviewed. In this section we present an alternative approach in which Lu and Bu are *directly* approximated by the PU approximation as

$$(5.1) \quad Lu \approx \sum_{\ell=1}^{N_c} w_\ell s_\ell^L =: s^L, \quad Bu \approx \sum_{\ell=1}^{N_c} w_\ell s_\ell^B =: s^B,$$

where s_ℓ^L and s_ℓ^B are local approximations of Lu and Bu in patch Ω_ℓ . This will be, of course, a different approach because (at least) derivatives of w_ℓ are not required. Since we have a direct approximation for Lu and Bu without any detour via local functions s_ℓ and global approximation (2.2), this approach is called the *direct approach*. Of course, if L (or B) is the identity operator then the pure PU approximation (2.2) is resulted.

Here we combine the new approach with the RBF approximation, although the above discussion is not limited to this specific approximation technique. To this aim, we assume s_ℓ^L and s_ℓ^B in (5.1) are local RBF approximations of Lu and Bu , respectively, having representations

$$s_\ell^L(x) = \sum_{j \in J_\ell} Lu_j^*(\ell; x)u(x_j), \quad s_\ell^B(x) = \sum_{j \in J_\ell} Bu_j^*(\ell; x)u(x_j), \quad x \in \Omega_\ell \cap \Omega,$$

where the (generalized) Lagrange function vector $Lu^*(\ell; x)$ is the solution of linear system

$$(5.2) \quad \begin{bmatrix} \Phi & P \\ P^T & 0 \end{bmatrix} \begin{bmatrix} Lu^*(\ell; x) \\ Lv^*(\ell; x) \end{bmatrix} = \begin{bmatrix} L\phi(\cdot - x)|_{X_\ell} \\ Lp(x) \end{bmatrix}.$$

Similarly, $Bu^*(\ell; x)$ is the solution of the same system where the operator L is replaced by B . Then, global approximations are written as

$$s^L(x) = \sum_{\ell=1}^{N_c} \sum_{j \in J_\ell} \left(w_\ell(x) Lu_j^*(\ell; x) \right) u(x_j), \quad s^B(x) = \sum_{\ell=1}^{N_c} \sum_{j \in J_\ell} \left(w_\ell(x) Bu_j^*(\ell; x) \right) u(x_j),$$

for $x \in \Omega$. It is clear that s_ℓ^L and s_ℓ^B are identical with Ls_ℓ and Bs_ℓ on patch Ω_ℓ , while global approximants s^L and s^B are different from their counterparts Ls and Bs .

Collocating at test points Y_Ω and Y_Γ will yield the same system as (3.5) but with different matrix entries

$$\begin{aligned} A_L(k, j) &= \sum_{\ell \in I(y_k)} w_\ell(y_k) L u_j^*(\ell; y_k), \quad y_k \in Y_\Omega, \\ A_B(k, j) &= \sum_{\ell \in I(y_k)} w_\ell(y_k) B u_j^*(\ell; y_k), \quad y_k \in Y_\Gamma. \end{aligned}$$

If we set $A = \begin{bmatrix} A_L \\ A_B \end{bmatrix}$ and $\mathbf{b} = \begin{bmatrix} f|_{Y_\Omega} \\ g|_{Y_\Gamma} \end{bmatrix}$ then the final linear system is shortened to

$$(5.3) \quad \mathbf{A}\mathbf{u} = \mathbf{b}.$$

Again, we note that $\mathbf{u} = [u_1, \dots, u_N]^T$ is the approximate solution for the exact nodal vector $\mathbf{u}_{ex} = [u(x_1), \dots, u(x_N)]$.

Comparing with the first approach, L and B are not needed to be operated on PU weights w_ℓ . For example if $L = \Delta$ then in the first method $\Delta(w_\ell u_j^*) = w_\ell \Delta u_j^* + 2\nabla w_\ell \cdot \nabla u_j^* + u_j^* \Delta w_\ell$ is required for computing the components of A_L , while in the second method the single term $w_\ell \Delta u_j^*$ does the whole job. So, not only all derivatives of w_ℓ but also many lower derivatives of Lagrange functions $u_j^*(\ell; \cdot)$ are not actually required. At the first glance, one may expect a lost in accuracy since some terms are ignored in the new approximation. But as we will see in the following sections, the rates of convergence for both methods are the same.

Consequently, the second approach suggests: avoid approximating u globally by joining local approximants s_ℓ and then approximating Lu , in favor of *directly* approximating Lu by joining local approximants s_ℓ^L . Thus, the new method is called the *Direct RBF-PU (D-RBF-PU)* method. It also has some connections to RBF-FD methods that will be explored in the following subsections.

5.1. Connection to RBF-FD. There exists a tight connection to the RBF-FD method. In another point of view, the direct method of this section sets up the RBF-FD method in a partition of unity environment. Comparing (4.1) with (5.2), the RBF-FD weights ξ_j for approximating $(Lu)(y_k)$ are (generalized) Lagrange function values $Lu_j^*(y_k)$ on set of points (stencil) \tilde{X}_k . Thus, $s_\ell^L(y_k)$ is an RBF-FD approximation of $Lu(y_k)$ on stencil $\tilde{X}_k = X_\ell$. Since y_k may belong to more than one patch Ω_ℓ (precisely, $y_k \in \Omega_\ell$ for all $\ell \in I(y_k)$), all RBF-FD approximants $s_\ell^L(y_k)$, $\ell \in I(y_k)$, are computed and then joined by

$$\sum_{\ell \in I(y_k)} w_\ell(y_k) s_\ell^L(y_k)$$

to form the RBF-FD partition of unity approximant $s^L(y_k)$. Note here that y_k is not approximately located at the center of patch Ω_ℓ for all $\ell \in I(y_k)$. The same argument is obviously true for the boundary operator B .

In RBF-FD, M stencils are formed and thus M local linear systems should be solved where M is the number of test or evaluation points. This number is reduced to N_c , $N_c \ll M$, in D-RBF-PU that makes it much faster than the classical RBF-FD for setting up the final linear system. Since RBF-FD uses a single stencil per test point, its resulting differentiation matrix is sparser. However, as we will see, a variation of D-RBF-PU leads to a differentiation matrix that is as sparse as the one of RBF-FD.

In theory both methods have the same order of convergence, but numerical results of section 7 show that the new method is more accurate in some situations such as for PDEs with Neumann boundary conditions.

At the end of the following subsection, we will show that the standard RBF-FD can be viewed as a special case of the D-RBF-PU method.

5.2. Constant-generated PU weight functions. Here, we discuss two simple D-RBF-PU methods that use piecewise constant functions ψ_ℓ to generate the PU weight functions w_ℓ on the covering $\{\Omega_\ell\}$. Usually, compactly supported and smooth functions (on the whole Ω), such as Wendland's functions [45], are used to generate a smooth PU weight when derivatives are required. As mentioned before, no smoothness assumption on the PU weights is required in the new D-RBF-PU method. A simple case is to assume

$$\psi_\ell(x) = \chi_{\Omega_\ell}(x) = \begin{cases} 1, & x \in \Omega_\ell, \\ 0, & x \notin \Omega_\ell, \end{cases}$$

in (2.3) to obtain

$$(5.4) \quad w_\ell(x) = \begin{cases} \frac{1}{|I(x)|}, & x \in \Omega_\ell, \\ 0, & x \notin \Omega_\ell, \end{cases}$$

where $|I(x)|$ is the cardinality of (number of indices in) $I(x)$. In this case, local approximants $s_\ell^L(x)$ (or $s_\ell^B(x)$) have the same contribution in global approximation $s^L(x)$ (or $s^B(x)$).

A simpler scheme will be obtained if we choose the PU weight functions as below. Assume $\{\Omega_\ell\}_{\ell=1}^{N_c}$ is a covering for Ω and $\omega_1, \dots, \omega_{N_c} \in \mathbb{R}^d$ are patches centers. For example, for circular (or spherical in 3D) patches we have $\Omega_\ell = B(\omega_\ell, \rho_\ell)$ where ω_ℓ and ρ_ℓ are centers and radiuses, respectively. We assume the PU weight function $w_\ell(x)$ on Ω_ℓ is defined to take the constant value 1 if ω_ℓ is the closest center to x and the constant value 0, otherwise. For definition, let

$$I_{\min}(x) = \operatorname{argmin}_{\ell \in I(x)} \|x - \omega_\ell\|_2$$

and $I_{\min,1}(x)$ be the first component of $I_{\min}(x)$, as $I_{\min}(x)$ may contain more than one index ℓ . Now, we define the weight function

$$(5.5) \quad w_\ell(x) := \begin{cases} 1, & \ell = I_{\min,1}(x) \\ 0, & \text{otherwise} \end{cases}$$

in D-RBF-PU method. With this definition, we give the total weight 1 to the closet patch and null weights to other patches. In fact, a local set $X_\ell = \Omega_\ell \cap X$ is a common trial set for all test points y_k with $\|y_k - \omega_\ell\|_2 \leq \|y_k - \omega_j\|_2$ for $j = 1, \dots, N_c$ and $j \neq \ell$. In another view in a 2D domain, by drawing the *Voronoi tiles* of centers $\{\omega_1, \dots, \omega_{N_c}\}$, this means that all test points in tile ℓ use the same local set X_ℓ as their trial set for approximation. This results in a variation of D-RBF-PU that is much faster but as sparse as RBF-FD method.

This, also, has a connection to the *overlapped RBF-FD* method, recently introduced in [35]. The idea of the overlapped RBF-FD method is to use a common stencil for test points located on ball $B(y_k, (1 - \gamma)\delta)$ where $\gamma \in [0, 1]$ is the overlap parameter. One

needs to loop over all the test points, but it is required that weights computed for any point $y_i \in B(y_k, (1 - \gamma)\delta)$ never be recomputed again by some other stencil \tilde{X}_j , $j \neq k$, wherein $y_i \in B(y_j, (1 - \gamma)\delta)$. Thus, the order in which the points are traversed determines the RBF-FD weights assigned to a test point. This idea should give a reasonable accuracy compared with the original RBF-FD but will reduce the computational costs (the costs for solving local linear systems), remarkably. For more details, technical issues for implementation and some applications, see [35, 36, 37]. However, the D-RBF-PU with discontinuous weight (5.5) assigns a unique closest stencil to any test point. Although the Voronoi algorithm is not used directly, the D-RBF-PU uses Voronoi tiles (constructed by patch centers) instead of balls (constructed by test points) allowing to automatically prevent any weight recomputation, and looping over the patch centers instead of the test points.

Now, we address the question of whether the standard RBF-FD can be viewed as a special case of the new D-RBF-PU method. Assume that one uses the *heavily* overlapped covering $\{\Omega_\ell\}_{\ell=1}^M$ for $\Omega_\ell = B(\omega_\ell, \delta)$ and $\omega_\ell = y_\ell$ where y_ℓ for $\ell = 1, \dots, M$ are all the test points. Also, assume that the PU weight function is defined as in (5.5). In this case, $\tilde{X}_k = X_k = \Omega_k \cap X$ and $w_\ell(y_k) = \delta_{\ell k}$, $k, \ell = 1, \dots, M$. Thus,

$$s^L(y_k) = \sum_{\ell \in I(y_k)} w_\ell(y_k) s_\ell^L(y_k) = s_k^L(y_k) = L s_k(y_k) = \sum_{j \in J_k} L u_j^*(k; y_k) u(x_j) = \xi^T u|_{\tilde{X}_k}.$$

Therefore, in this scenario the RBF-FD method is obtained from the D-RBF-PU method.

Finally, we note that in the classical RBF-PU method the smoothness of weight functions determines the global smoothness of the approximation. Here, no derivatives of weight functions are needed and for the discontinuous weights (such as the above constant-generated PU functions) the global approximations s^L and s^B are not continuous. But, this causes no drawback because s^L and s^B are not required to be differentiated anymore. Of course, one can use smooth weight functions to obtain smooth approximations s^L and s^B , if required.

5.3. Polyharmonic kernels and scalability. Although all RBFs in the market [10, 47] can be used for approximation in local domains $\Omega_\ell \cap \Omega$, in this paper we employ the *polyharmonic* kernel

$$\varphi_{m,d}(r) := \begin{cases} r^{2m-d} \log r, & 2m - d \text{ even} \\ r^{2m-d}, & 2m - d \text{ odd} \end{cases},$$

for integer $m > d/2$ and assume $\phi(x) = \varphi_{m,d}(\|x\|_2)$ for $x \in \mathbb{R}^d$. The polyharmonic kernel $\varphi_{m,d}$ is (up to a sign) conditionally positive definite of order $n = m - \lceil d/2 \rceil + 1$ and has the Beppo-Levi space

$$\text{BL}_m(\mathbb{R}^d) := \{f \in C(\mathbb{R}^d) : D^\alpha f \in L_2(\mathbb{R}^d), \forall \alpha \in \mathbb{N}_0^d \text{ with } |\alpha| = m\}$$

as its *native space* if it is considered as a conditionally positive definite kernel of order m . In one and two dimensions $m = n$ while $m > n$ in higher dimensions. This means that to work with the native space $\text{BL}_m(\mathbb{R}^d)$ for $d > 2$, higher degree polynomials than what are actually needed to guarantee the solvability should be added to the RBF expansion.

A very useful property is that the approximation by polyharmonic kernels is *scalable*, allowing to avoid the instability in solving local linear systems for computing

s_ℓ , s_ℓ^L and s_ℓ^B . Here we describe this in a more detail. Assume that X is a set of points in a domain \mathcal{D} with maximum pairwise distance h . Assume further that the polyharmonic approximation of $D^\alpha u(x)$ for a fixed $x \in \mathcal{D}$ is sought. The polyharmonic interpolation matrix

$$\begin{bmatrix} \Phi & P \\ P^T & 0 \end{bmatrix}$$

becomes ill-conditioned as h decreases. The conditioning of this matrix may be measured by the lower bound of $\lambda_{\min}(\Phi) := \min_{v: P^T v=0} (v^T \Phi v)/v^T v$. It is proved in [47, chap. 12] that $\lambda_{\min}(\Phi)$ behaves as h^{-4m+2d} independent of the number of points in X . However, this problem can be overcome in a beautiful way. If X is blown up (scaled) to points $\frac{X}{h}$ of average pairwise distance 1 and Lagrange functions $D^\alpha u_j^*$ are calculated for the blown-up situation, then the Lagrange functions of the original situation are scaled as $h^{-|\alpha|} D^\alpha u_j^*$. It is clear that in the blown-up situation the conditioning behaves as $\mathcal{O}(1)$. For proofs and more details about the scaling property of polyharmonic kernels, see [5, 22, 23]. This scaling approach works without serious instabilities for localized RBF approximations where h (and the size of local domain) decreases while the number of points in X is fixed; the situation in RBF-FD, RBF-PU, D-RBF-PU and all other local RBF-based methods. In these cases, if polynomials of order n are appended and if the monomials $\{x^\alpha\}_{|\alpha|<n}$ are used as a basis for $\mathbb{P}_{n-1}(\mathbb{R}^d)$, then it is better to *shift* the points by the center of the local domain and then scale by h to benefit from the local behavior of the monomial basis functions around the origin. Note that, on behalf of the radial part, we are allowed to shift because our approximation space is shift (and rotation) invariant.

6. Error and stability. A classical error analysis which reflects the consistency and stability bounds on the right-hand side of the final estimation is given in this section. Since the discretization approach is *direct* in the sense of [32], the theory given in [33] for nodal meshless methods can be adapted for our analysis. First note that since the square system of certain meshless methods may be singular, one can apply *overtesting*, i.e. choosing M (the number of test points) larger than N (the number of trial points), to get a full rank system [34]. Thus for solvability we assume that the matrix A is set up by sufficiently thorough testing so that the matrix has rank $N \leq M$. The final overdetermined linear system then should be solved by a standard residual minimizer of numerical linear algebra techniques.

If we are looking for the errors in nodal values $\mathbf{u}_{ex} = [u(x_1), \dots, u(x_N)]^T$, the *consistency* is analyzed by finding a sharp upper bound for $\|A\mathbf{u}_{ex} - \mathbf{b}\|_q$ where A and \mathbf{b} are the differentiation matrix and the right-hand side vector in (5.3), respectively, and $\|\cdot\|_q$ is the q -norm in \mathbb{R}^M . According to the construction, $A(k, :)\mathbf{u}_{ex} = s^L(y_k)$ and $b_k = f(y_k) = Lu(y_k)$ for $y_k \in Y_\Omega$, and, similarly, $A(k, :)\mathbf{u}_{ex} = s^B(y_k)$ and $b_k = g(y_k) = Bu(y_k)$ for $y_k \in Y_\Gamma$. Here, by $A(k, :)$ we mean the k -th row of A . Thus, for consistency we assume there exist domain and boundary error bounds

$$\begin{aligned} |s^L(y_k) - Lu(y_k)| &\leq \varepsilon^L(y_k), & y_k \in Y_\Omega, \\ |s^B(y_k) - Bu(y_k)| &\leq \varepsilon^B(y_k), & y_k \in Y_\Gamma \end{aligned}$$

to get

$$\|A\mathbf{u}_{ex} - \mathbf{b}\|_q \leq \|\varepsilon\|_q,$$

where $\boldsymbol{\varepsilon}$ is a vector that consists all $\varepsilon^L(y_k)$ and $\varepsilon^B(y_k)$ values. Furthermore, assume that $\widehat{\mathbf{u}}$ denotes the vector of approximate nodal values \widehat{u}_j that is obtained by some residual minimizer numerical linear algebra algorithm that solves the system $A\mathbf{u} = \mathbf{b}$ approximately. If $\widehat{\mathbf{u}}$ is calculated via minimization of the residual $\|A\mathbf{u} - \mathbf{b}\|_q$ over all $\mathbf{u} \in \mathbb{R}^N$ then

$$\|A\widehat{\mathbf{u}} - \mathbf{b}\|_q = \min_{\mathbf{u} \in \mathbb{R}^N} \|A\mathbf{u} - \mathbf{b}\|_q \leq \|A\mathbf{u}_{ex} - \mathbf{b}\|_q.$$

Finally, for stability we define

$$C_S(A) := \sup_{\mathbf{u} \neq 0} \frac{\|\mathbf{u}\|_p}{\|A\mathbf{u}\|_q}$$

which is a finite constant for any p and q norms provided that A is full rank. Now, we can write

$$\begin{aligned} \|\mathbf{u}_{ex} - \widehat{\mathbf{u}}\|_p &\leq C_S(A) \|A(\mathbf{u}_{ex} - \widehat{\mathbf{u}})\|_q \\ &\leq C_S(A) (\|A\mathbf{u}_{ex} - \mathbf{b}\|_q + \|A\widehat{\mathbf{u}} - \mathbf{b}\|_q) \\ &\leq 2C_S(A) \|A\mathbf{u}_{ex} - \mathbf{b}\|_q \\ &\leq 2C_S(A) \|\boldsymbol{\varepsilon}\|_q. \end{aligned}$$

This is a classical error analysis where the right-hand side contains the product of a stability constant and a consistency bound. The remaining parts of this section concern the estimations of these ingredients.

6.1. Consistency. The following theorem states that the partition of unity approximant is at least as good as its worst local approximant.

THEOREM 6.1. *Let $\Omega \subset \mathbb{R}^d$ be bounded and $\{\Omega_\ell\}_{\ell=1}^{N_c}$ be an open and bounded covering of Ω with a partition of unity $\{w_\ell\}_{\ell=1}^{N_c}$. If u allows the action of L and in each region $\Omega_\ell \cap \Omega$, Lu is approximated by a function s_ℓ^L such that*

$$\|Lu - s_\ell^L\|_{L_\infty(\Omega_\ell \cap \Omega)} \leq \varepsilon_\ell^L,$$

then the global approximant s^L satisfies

$$(6.1) \quad |Lu(x) - s^L(x)| \leq \max_{\ell \in I(x)} \varepsilon_\ell^L =: \varepsilon^L(x), \quad x \in \Omega$$

Proof. Since $\{w_\ell\}$ forms a partition of unity, we simply have for any $x \in \Omega$

$$\begin{aligned} |Lu(x) - s^L(x)| &\leq \sum_{\ell \in I(x)} w_\ell(x) |Lu(x) - s_\ell^L(x)| \\ &\leq \sum_{\ell \in I(x)} w_\ell(x) \|Lu - s_\ell^L\|_{L_\infty(\Omega_\ell \cap \Omega)} \\ &\leq \sum_{\ell \in I(x)} w_\ell(x) \varepsilon_\ell^L \\ &\leq \max_{\ell \in I(x)} \varepsilon_\ell^L, \end{aligned}$$

which completes the proof. \square

Similarly, if u allows the action of B and

$$\|Bu - s_\ell^B\|_{L_\infty(\Omega_\ell \cap \Gamma)} \leq \varepsilon_\ell^B,$$

then the estimation

$$|Bu(x) - s^B(x)| \leq \max_{\ell \in I(x)} \varepsilon_\ell^B =: \varepsilon^B(x), \quad x \in \Gamma$$

holds true.

Recall that if the PU functions w_ℓ are continuous on the whole Ω , then the global approximation s^L is also continuous. It is not the case for the constant-generated PU weights (5.4) and (5.5). However, the only property that is used in the proof of Theorem 6.1 is the partition of unity property. Thus, the analysis below holds also true for the discontinuous PU weights and in particular for the standard RBF-FD method.

For weight (5.4) at each test point x where the number of overlapping patches change, and for weight (5.5) at each point x on the edge of the Voronoi regions of the patch centers, we have a discontinuity in $w_\ell(x)$ that imposes a discontinuity in global approximation $s^L(x)$ by a jump value of order

$$\max_{\ell \in I(x)} \varepsilon_\ell^L$$

provided that Lu is continuous.

Despite the analysis of the standard derivatives of PU approximation (see [47, Section 15.4]), here PU functions w_ℓ need no smoothness and controlling assumption such as that given in (2.1). Besides, $|I(x)| = \sum \chi_{\Omega_\ell}(x)$ is not assumed to be uniformly bounded in Ω , although this assumption will increase the computational efficiency of both algorithms. See [47, Definition 15.18] for comparison.

We will need to work with a variety of Sobolev spaces. For open set $\Omega \subset \mathbb{R}^d$, $k \in \mathbb{N}_0$ and $1 \leq p < \infty$ the Sobolev spaces $W_p^k(\Omega)$ consist of all u with weak derivatives $D^\alpha u \in L_p(\Omega)$, $|\alpha| \leq k$. The (semi-)norms

$$|u|_{W_p^k(\Omega)}^p := \sum_{|\alpha|=k} \|D^\alpha u\|_{L_p(\Omega)}^p \quad \text{and} \quad \|u\|_{W_p^k(\Omega)}^p := \sum_{|\alpha| \leq k} \|D^\alpha u\|_{L_p(\Omega)}^p,$$

are associated with these spaces. The case $p = \infty$ is defined by

$$|u|_{W_p^k(\Omega)} := \sup_{|\alpha|=k} \|D^\alpha u\|_{L_\infty(\Omega)} \quad \text{and} \quad \|u\|_{W_p^k(\Omega)} := \sup_{|\alpha| \leq k} \|D^\alpha u\|_{L_\infty(\Omega)}.$$

The Hilbert space $W_2^k(\Omega)$ is usually denoted by $H^k(\Omega)$. To introduce the Sobolev spaces on the boundary, we assume that the bounded domain Ω has a C^k boundary $\partial\Omega$ and $\partial\Omega \subset \sum_{j=1}^K U_j$, where $U_j \subset \mathbb{R}^d$ are open sets. Moreover, we assume that U_j are images of C^k -diffeomorphisms $\varphi_j : B \rightarrow U_j$ where $B = B(0, 1)$ denotes here the unit ball in \mathbb{R}^{d-1} . Finally, if we assume that $\{w_j\}$ is a partition of unity with respect to $\{U_j\}$ then the Sobolev norms on $\partial\Omega$ can be defined via

$$\|u\|_{W_p^k(\partial\Omega)}^p := \sum_{j=1}^K \|(uw_j) \circ \varphi_j\|_{W_p^k(B)}^p, \quad \|u\|_{W_\infty^k(\partial\Omega)} := \sup_{1 \leq j \leq K} \|(uw_j) \circ \varphi_j\|_{W_\infty^k(B)}.$$

These norms are independent of the chosen atlas $\{U_j, \varphi_j\}$.

From here on, we assume that L is a linear differential operator of the form

$$Lu(x) = \sum_{|\alpha| \leq k_L} a_\alpha(x) D^\alpha u(x), \quad x \in \Omega,$$

where k_L is the order L and the coefficients a_α lie in space $L_\infty(\Omega)$. We can also simply show that

$$(6.2) \quad \|Lu\|_{L_\infty(\Omega)} \leq C_a \|u\|_{W_\infty^{k_L}(\Omega)},$$

where $C_a = \max_{|\alpha| \leq k_L} \|a_\alpha\|_{L_\infty(\Omega)}$. Since different types of boundary conditions may be imposed on Γ , we assume $\Gamma = \Gamma_1 \cup \dots \cup \Gamma_T$ such that $\Gamma_i \cap \Gamma_j = \emptyset$ for $i \neq j$, and

$$Bu(x) = \sum_{j=1}^T \chi_{\Gamma_j}(x) \sum_{k=0}^{k_j} b_{j,k}(x) \frac{\partial^k u}{\partial \nu^k}(x), \quad x \in \Gamma,$$

where ν is the outward normal to the boundary, and Γ_j are of smoothness class C^{k_j} for $1 \leq j \leq T$ in which k_j is the order of B on Γ_j . Also we assume $b_{j,k} \in L_\infty(\Gamma_j)$. Here $\chi_{\Gamma_j}(x)$ is the characteristic function of set Γ_j , i.e., it is 1 if $x \in \Gamma_j$ and 0 otherwise. It is not difficult to prove that

$$(6.3) \quad \|Bu\|_{L_\infty(\Gamma_j)} \leq C_{b_j} \|u\|_{W_\infty^{k_j}(\Gamma_j)}, \quad 1 \leq j \leq T.$$

where $C_{b_j} = \max_{1 \leq k \leq k_j} \|b_{j,k}\|_{L_\infty(\Gamma_j)}$. If we set $k_B = \max\{k_j : 1 \leq j \leq T\}$ and assume Γ is of smoothness class C^{k_B} then the norm on the right-hand side of (6.3) can be overestimated by $\|u\|_{W_\infty^{k_B}(\Gamma)}$.

In order to achieve high order convergence, the regularity of true solution u needs to be higher than what is strictly required by the problem itself. In the following we assume that the domain, the boundary, the boundary conditions and the right-hand side function f allow the unique solution $u \in H^m(\Omega) \cap W_\infty^{k_B}(\Omega)$ for some $m > k_L + d/2$.

The local bounds ε_ℓ^L and ε_ℓ^B for polyharmonic kernels in the Sobolev norms can be estimated by applying the following theorem.

THEOREM 6.2. [47, Theorem 11.36] *Let $m > k + d/2$. Suppose that $\mathcal{D} \subset \mathbb{R}^d$ is open and bounded and satisfies an interior cone condition. Consider the polyharmonic kernel $\varphi_{m,d}$ as conditionally positive definite of order m . Then the error between $u \in H^m(\mathcal{D})$ and its polyharmonic interpolant s on $X \subset \mathcal{D}$ can be bounded by*

$$|u - s|_{W_p^k(\mathcal{D})} \leq Ch_{X,\mathcal{D}}^{m-k-d(1/2-1/p)+} |u|_{H^m(\mathcal{D})}$$

for $1 \leq p \leq \infty$ and sufficiently small $h_{X,\mathcal{D}}$. If we use norms instead of seminorms we have

$$\|u - s\|_{W_p^k(\mathcal{D})} \leq Ch_{X,\mathcal{D}}^{m-k-d(1/2-1/p)+} \|u\|_{H^m(\mathcal{D})}.$$

Here, by x_+ we mean $\max\{x, 0\}$.

The case $p = \infty$ reduces to error bound

$$|u - s|_{W_\infty^k(\mathcal{D})} \leq Ch_{X,\mathcal{D}}^{m-k-d/2} |u|_{H^m(\mathcal{D})},$$

and will be used in the sequel. If polynomials of higher orders are appended or the target function has an arbitrary smoothness, the analysis given in [5] for ‘optimal

stencils in Sobolev spaces' can be adapted, instead. According to [5], for $u \in H^m(\mathcal{D})$, $m > k + d/2$, the achievable rate for a large enough stencil $X \subset \mathcal{D}$ turns out to be

$$(6.4) \quad |u - s|_{W_\infty^k(\mathcal{D})} \leq C \begin{cases} h^{m-k-d/2}|u|_{H^m(\mathcal{D})}, & m < q + d/2, \\ h^{q-k}|u|_{H^m(\mathcal{D})}, & m > q + d/2, \\ h^{m-k-d/2-\epsilon}|u|_{H^m(\mathcal{D})}, & m = q + d/2, \epsilon \text{ arbitrary small,} \end{cases}$$

where h is the stencil size and q is the maximal order of polynomials on which the approximation is exact. This means that one cannot have a convergence rate better than $m - k - d/2$ for functions in $H^m(\mathcal{D})$, no matter how many nodes are used for approximation, where they are placed and how large q is chosen. On the other side, for a fixed node set X the convergence rate in any Sobolev space $H^m(\mathcal{D})$ cannot be better than $q - k$ no matter how large m is. This optimal convergence rate in $H^m(\mathcal{D})$ can be obtained via polyharmonic kernels $\varphi_{m,d}$ provided that the underlying set allows exactness on polynomials of order $q = \lfloor m - d/2 \rfloor + 1$. If the target function lies in some $H^n(\mathcal{D})$ with $n > m$, and if we manage to have a scalable stencil of polynomial exactness $q > n - d/2$, no matter how we get it, maybe from polyharmonics $\varphi_{m,d}$ with a smaller m but additional polynomials up to order q , then according to [5] we have a stencil with optimal order in $H^n(\mathcal{D})$. If $q < n - d/2$ the order remains at $q - k$ no matter how large n is. Thus the error bound (6.4) by replacing m by n is still valid for $u \in H^n(\mathcal{D})$. This means that in a PHS approximation if the target function is smooth enough then the order of convergence is fully determined by the amount of appended polynomials, no matter how large or small the exponent of the radial part is. Of course, the radial part determines the minimal order of polynomials that should be augmented to the expansion to obtain a unique stencil.

To treat the approximation at the boundary points, we need a kind of *trace theorem* holding for infinity norms. If \mathcal{D} is a bounded and open set in \mathbb{R}^d with a C^1 boundary then the *Morrey's inequality* implies that there exists $C_M > 0$ such that for all $u \in W_\infty^1(\mathcal{D})$

$$\|u\|_{C^{0,1}(\mathcal{D})} \leq C_M \|u\|_{W_\infty^1(\mathcal{D})},$$

where $C^{0,1}(\mathcal{D})$ is the space of Lipschitz functions on \mathcal{D} . Since u is bounded and Lipschitz, we can extend its domain to $\overline{\mathcal{D}}$ by continuity. Hence we have a trace operator $W_\infty^1(\mathcal{D}) \rightarrow L_\infty(\partial\mathcal{D})$ with

$$\|u|_{\partial\mathcal{D}}\|_{L_\infty(\partial\mathcal{D})} \leq \|u\|_{L_\infty(\mathcal{D})} \leq \|u\|_{W_\infty^1(\mathcal{D})}.$$

Considering the first inequality, this also shows that if \mathcal{D} has a C^{k+1} boundary and $u \in W_\infty^{k+1}(\mathcal{D})$ then

$$\|u\|_{W_\infty^k(\partial\mathcal{D})} \leq C \|u\|_{W_\infty^{k+1}(\mathcal{D})}.$$

Now, using Theorems 6.1 and 6.2 and the above discussion, we have the following error estimation.

THEOREM 6.3. *Let $\Omega \subset \mathbb{R}^d$ be an open and bounded domain with a C^{k_B+1} boundary. Let $\{\Omega_\ell\}_{\ell=1}^{N_c}$ be an open and bounded covering of Ω with PU functions w_ℓ . Suppose that all sets $\Omega_\ell \cap \Omega$ satisfy interior cone conditions. Obtain all local approximants s_ℓ^L and s_ℓ^B using the polyharmonic kernel $\varphi_{m,d}$ where it is considered as a conditionally positive definite of order m . If s^L and s^B are the direct PU*

approximations of Lu and Bu , respectively, then

$$\begin{aligned} |Lu(x) - s^L(x)| &\leq Ch_{X,\Omega}^{m-k_L-d/2} \|u\|_{H^m(\Omega)}, \quad x \in \Omega, \\ |Bu(x) - s^B(x)| &\leq Ch_{X,\Omega}^{m-k_B-d/2} \|u\|_{H^m(\Omega)}, \quad x \in \Gamma, \end{aligned}$$

hold for sufficiently small fill distance $h_{X,\Omega}$ and all $u \in H^m(\Omega) \cap W_\infty^{k_B}(\Omega)$ with $m > k_L + d/2$. If, in additions, polynomials of higher order q are appended to the PHS kernel $\varphi_{m,d}$ and $u \in H^n(\Omega) \cap H^{k_B}(\Omega)$, $n > k_L + d/2$, then

$$|Lu(x) - s^L(x)| \leq C \begin{cases} h_{X,\Omega}^{n-k_L-d/2} \|u\|_{H^n(\Omega)}, & n < q + d/2, \\ h_{X,\Omega}^{q-k_L} \|u\|_{H^n(\Omega)}, & n > q + d/2, \\ h_{X,\Omega}^{n-k_L-d/2-\epsilon} \|u\|_{H^n(\Omega)}, & n = q + d/2, \epsilon \text{ arbitrary small,} \end{cases}$$

provided that the stencil sizes are proportional to the fill distance $h_{X,\Omega}$. The same bound holds true for $|Bu(x) - s^B(x)|$ by replacing k_L by k_B .

Proof. To prove the first error bound, according to Theorem 6.1, it is sufficient to estimate the upper bounds ε_ℓ^L . Using the fact that $s_\ell^L = Ls_\ell$ on $\Omega_\ell \cap \Omega$, we can write for any $\ell \in \{1, \dots, N_c\}$,

$$\begin{aligned} \|Lu - s_\ell^L\|_{L_\infty(\Omega_\ell \cap \Omega)} &= \|Lu - Ls_\ell\|_{L_\infty(\Omega_\ell \cap \Omega)} \\ &\leq C_a \|u - s_\ell\|_{W_\infty^{k_L}(\Omega_\ell \cap \Omega)} \\ &\leq C_a Ch_{X_\ell, \Omega_\ell \cap \Omega}^{m-k_L-d/2} \|u\|_{H^m(\Omega_\ell \cap \Omega)} \\ &=: \varepsilon_\ell^L, \end{aligned}$$

where (6.2) and Theorem 6.2 are applied in the second and third lines, respectively. Then $h_{X_\ell, \Omega_\ell \cap \Omega} \leq h_{X,\Omega}$ and $\|u\|_{H^m(\Omega_\ell \cap \Omega)} \leq \|u\|_{H^m(\Omega)}$ finish the proof. For the error estimation on the boundary, we first modify the local domains $\Omega_\ell \cap \Omega$ to some open domains $\tilde{\Omega}_\ell$ such that $\Omega_\ell \cap \Omega \subseteq \tilde{\Omega}_\ell \subset \Omega$, $h_{X_\ell, \tilde{\Omega}_\ell} = Ch_{X_\ell, \Omega_\ell \cap \Omega}$ and $\tilde{\Omega}_\ell$ have C^{k_B+1} boundaries. Then

$$\begin{aligned} \|Bu - s_\ell^B\|_{L_\infty(\Omega_\ell \cap \Gamma_j)} &= \|Bu - Bs_\ell\|_{L_\infty(\Omega_\ell \cap \Gamma_j)} \\ &\leq C_b \|u - s_\ell\|_{W_\infty^{k_B}(\Omega_\ell \cap \Gamma_j)} \\ &\leq C_b \|u - s_\ell\|_{W_\infty^{k_B}(\partial\tilde{\Omega}_\ell)} \\ &\leq C_b \|u - s_\ell\|_{W_\infty^{k_B}(\tilde{\Omega}_\ell)} \\ &\leq C_b Ch_{X_\ell, \tilde{\Omega}_\ell}^{m-k_B-d/2} \|u\|_{H^m(\tilde{\Omega}_\ell)} \\ &=: \varepsilon_\ell^B, \end{aligned}$$

where C_b is the maximum of C_{b_j} 's. Finally, $h_{X_\ell, \tilde{\Omega}_\ell} = Ch_{X_\ell, \Omega_\ell \cap \Omega} \leq Ch_{X,\Omega}$ and $\|u\|_{H^m(\tilde{\Omega}_\ell)} \leq \|u\|_{H^m(\Omega)}$ complete the proof. We note here that, not only the boundary points on $\Omega_\ell \cap \Gamma_j$ but also the interior points in $\Omega_\ell \cap \Omega$ are all contributed in the approximation process of $Bu(x)$ for $x \in \Omega_\ell \cap \Gamma_j$. Thus, the final bound should contain the domain fill distance $h_{X,\Omega}$, as it does.

The proof of the second bound is the same by using the discussion right after Theorem 6.2. \square

Theorem 6.3 proves that $\varepsilon^L(y_k) = \mathcal{O}(h_{X,\Omega}^{m-k_L-d/2})$ for $\{k : y_k \in Y_\Omega\}$ and $\varepsilon^B(y_k) = \mathcal{O}(h_{X,\Omega}^{m-k_B-d/2})$ for $\{k : y_k \in Y_\Gamma\}$ provided that $u \in H^m(\Omega) \cap W_\infty^{k_B}(\Omega)$. In general,

$\|\varepsilon\|_\infty = \mathcal{O}(h_{X,\Omega}^{m-k_L-d/2})$ as $k_B < k_L$ and $h_{X,\Omega}$ is assumed to be sufficiently small. If u is smooth enough, L and B are scalable and polynomials of higher order q are appended to the PHS expansion then the rates will be improved to $h_{X,\Omega}^{q-k}$ for $k = k_L, k_B$, and the consistency order $\|\varepsilon\|_\infty = \mathcal{O}(h_{X,\Omega}^{q-k_L})$ will be resulted.

6.2. Stability. Despite the lack of a theoretical bound even for simple operators $L = \Delta$ and $B = Id$, Schaback [33] has proposed some numerical estimators for the stability constant $C_S(A)$ for an arbitrary matrix A . For example, in case $p = q = 2$,

$$C_S(A) = \left(\min_{1 \leq j \leq N} \sigma_j \right)^{-1}$$

for the N positive singular values $\sigma_1, \dots, \sigma_N$ of A , and these are obtainable by singular value decomposition (SVD). Also, the (q, p) -norm of the pseudoinverse of A , defined by

$$\|A^\dagger\|_{q,p} := \sup_{\mathbf{u} \neq 0} \frac{\|A^\dagger \mathbf{u}\|_q}{\|\mathbf{u}\|_p},$$

overestimates $C_S(A)$. Finally, a simple possibility, restricted to square systems, is to use the fact that MATLAB's `condst` command estimates the L_1 condition number, which is the L_∞ condition number of the transpose. Thus

$$\tilde{C}_S(A) := \frac{\text{condst}(A^T)}{\|A\|_\infty}$$

is an estimate of the L_∞ norm of A^{-1} . This is computationally very cheap for sparse matrices, however an extension to non-square matrices is missing.

Although numerical results of section 7 show an excellent stability for special L and B operators, it is left for a future work to theoretically estimate $C_S(A)$ in terms of discretization parameters and behaviour of operators. This is an open problem not only for the method of this paper but also for all previous unsymmetric local meshless (RBF-based or else) methods. See [6, 42] for recent attempts to tackle a similar problem in least squares settings for the RBF-FD method.

7. Numerical results. In this section, some numerical results of the D-RBF-PU method and comparisons with other local RBF-based methods are given. We consider the Poisson equation and the standard diffusion (heat) equation with Dirichlet and Neumann boundary conditions (BC) in two and three dimensions.

All algorithms are implemented in MATLAB and executed on a machine with an Intel Core i7 processor, 4.00 GHz and 16 GB RAM.

Domains: The box domain $\Omega_B := (0, 1)^2$, the circular domain $\Omega_C := \{x \in \mathbb{R}^2 : \|x\|_2 < 1\}$, and the non-convex domain with smooth boundary, defined using polar coordinates as [25]

$$\Omega_S := \{x = (r, \theta) : r < 0.7 + 0.12(\sin 6\theta + \sin 3\theta) =: r_S, \theta \in [0, 2\pi)\},$$

are used for experiments in \mathbb{R}^2 . In \mathbb{R}^3 we consider the unit ball $\Omega_U := \{x \in \mathbb{R}^3 : \|x\|_2 < 1\}$, and the non-convex domain

$$\Omega_Q := \{x = (r, \theta, \varphi) : r < r_Q(\theta, \varphi), \theta \in [0, 2\pi), \varphi \in [0, \pi)\},$$

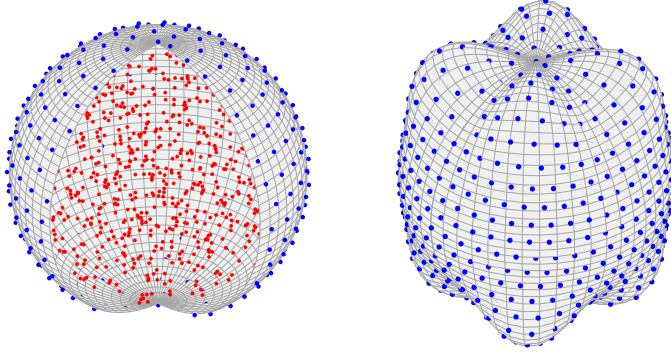


FIG. 7.1. Three dimensional domains Ω_U (left) and Ω_Q (right), together with boundary points. In the case of Ω_U , some of the internal trial points are shown in red.

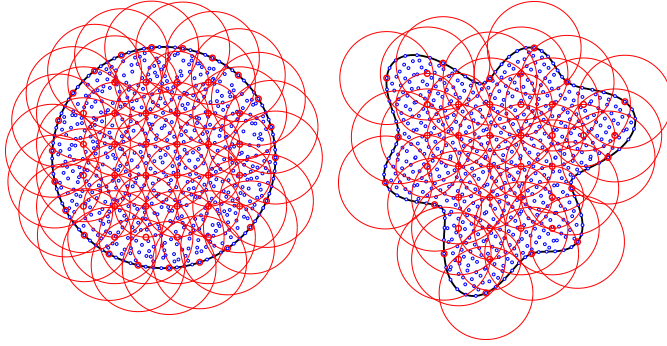


FIG. 7.2. 690 Halton points on domain Ω_C (left) and 681 Hammersley points on domain Ω_S (right), together with circular patches.

where $r_Q = [1 + \sin^2(2 \sin \varphi \cos \theta) \sin^2(2 \sin \varphi \sin \theta) \sin^2(2 \cos \varphi)]^{1/2}$. The 3D domains Ω_U and Ω_Q are shown in Figure 7.1, and the 2D domains Ω_C and Ω_S are shown in Figure 7.2.

Boundary conditions: The Neumann boundary condition is imposed on top and bottom sides of $\partial\Omega_B$, on upper semi-circle of $\partial\Omega_C$, i.e., on $\{x = (1, \theta) \in \partial\Omega_C : \theta \in [0, \pi]\}$, on upper curve of $\partial\Omega_S$, i.e., on $\{x = (r_S, \theta) \in \partial\Omega_S : \theta \in [0, \pi]\}$, on north surface of $\partial\Omega_U$, i.e., on $\{x = (1, \theta, \varphi) \in \partial\Omega_U : \theta \in [0, 2\pi), \varphi \in (\pi/2, \pi]\}$, and on north surface of $\partial\Omega_Q$, i.e., on $\{x = (r_Q, \theta, \varphi) \in \partial\Omega_Q : \theta \in [0, 2\pi), \varphi \in (\pi/2, \pi]\}$. Other parts of boundaries are constrained by Dirichlet boundary conditions. For comparison in some experiments, we may also use a pure Dirichlet or a pure Neumann boundary condition.

Sets of points: Scattered trial and test points with fill distance $h = h_{X,\Omega}$ are used in experiments. Halton points on Ω_B , Ω_C and Ω_U , Hammersley points on Ω_S and gridded points on Ω_Q are employed. We construct the points on a cube and use their restriction to the domain Ω . The fill distance is approximated by $h \approx (c_d N)^{-1/d}$ where N is the number of trial points, d is the dimension, and $c_d = \text{volume}(B)/\text{volume}(\Omega)$

where B here is a smallest possible cube that contains Ω . Boundary points $\{(1, \theta_k) : 1 \leq k \leq |Y_\Gamma|\}$ and $\{(r_S, \theta_k) : 1 \leq k \leq |Y_\Gamma|\}$ are used on $\partial\Omega_C$ and $\partial\Omega_S$, respectively, where $\{\theta_k\}$ is a set of equidistance points on $[0, 2\pi)$. The boundary points on $\partial\Omega_U$ are constructed by the *equal area partitioning* algorithm [31]. On $\partial\Omega_Q$ we use the projected points from $\partial\Omega_U$. See Figure 7.1. In all cases, the fill distance on the boundary (the number of points on the boundary) is adjusted to the fill distance of internal points to be approximately of the same size.

The PU covering $\{\Omega_\ell\} = \{B(\omega_\ell, \rho_\ell) \cap \Omega\}$ with centers $\{\omega_1, \omega_2, \dots, \omega_{N_c}\} \subset \overline{\Omega}$ is used. Gridded patch centers with horizontal and vertical distances h_c are used inside Ω , and boundary centers with a distance of order h_c are constructed with the same techniques discussed above for the boundary test points. For points far from the boundary, the radii of patches are assumed to be constant (independent of ℓ) and proportional to h_c , i.e., $\rho_\ell = \rho = C_c h_c$ where C_c determines the amount of overlap among patches. But, for points on and adjacent to the boundary (up to a radial h_c -distance from the boundary) we increase the radius ρ by a factor of 1.5. See also subsection 7.1 below. In Figure 7.2, a set of trial points and a covering are shown on domains Ω_C and Ω_S .

Weight functions: As a smooth PU weight, the function

$$(7.1) \quad \psi_\ell = \psi(\|\cdot - \omega_\ell\|_2 / \rho_\ell), \quad \psi(r) = (1 - r)_+^6 (35r^2 + 18r + 3),$$

is used in (2.3) where $\psi(r)$ is the C^4 compactly supported Wendland's function [47, Chap. 9]. In some experiments, constant-generated PU functions (5.4) and (5.5) are also employed. We will see that in some cases, a combination of the smooth weight (for boundary patches) and the constant-generated weight (5.5) (for internal patches) increases the efficiency of the method in terms of accuracy, complexity and sparsity.

Kernels: Polyharmonic splines $\varphi(r) = r^6 \log(r)$ (PHS6) and $\varphi(r) = r^8 \log r$ (PHS8) are used in 2D, while $\varphi(r) = r^5$ (PHS5) and $\varphi(r) = r^7$ (PHS7) are applied in 3D cases. These RBFs are conditionally positive definite of orders $n = 4, 5, 3$ and 4, respectively. Thus, polynomial spaces $\mathbb{P}_{n-1}(\mathbb{R}^d)$ are augmented to guarantee the solvability of approximation problems. However, we will also use polynomials of higher orders to observe the effect of polynomials on the convergence rates. In the legend of figures, (for example) by PHS5+P2 we mean an approximation through PHS kernel r^5 augmented with polynomials of degree at most 2 (order 3).

True solutions: In 2D, the known Franke's function [19], and in 3D the function

$$u(x) = \sin\left(\frac{\pi(x^1 - 0.5)x^3}{\log(x^2 + 3)}\right), \quad x = (x^1, x^2, x^3) \in \mathbb{R}^3$$

are assumed to be the true solutions for the steady state problems [25]. The right-hand side function f and boundary conditions are obtained, accordingly.

For the time-dependent problem in 2D experiments, the prescribed true solution

$$u(x, t) = 1 + \sin(\pi x^1) \cos(\pi x^2) \exp(-\pi t)$$

is used [35]. The forcing term that makes this solution hold is given by $f(x, t) = \pi(2\pi\kappa - 1) \sin(\pi x^1) \cos(\pi x^2) \exp(-\pi t)$. In 3D, we use the true solution

$$u(x, t) = 1 + \sin(\pi x^1) \cos(\pi x^2) \sin(\pi x^3) \exp(-\pi t)$$

with $f(x, t) = \pi(3\pi\kappa - 1) \sin(\pi x^1) \cos(\pi x^2) \sin(\pi x^3) \exp(-\pi t)$. Boundary conditions are obtained by the restriction of exact solutions and/or their derivatives on the boundary.

Overtesting: Overtesting is not applied at all, because the results show that square systems for both regular and irregular points are full rank and extremely stable.

Convergence plots: Since $h = \mathcal{O}(N^{-1/d})$, we plot the errors and the stability numbers vs. $N^{1/d}$. All convergence plots are on a log-log scale. Numerical convergence orders are obtained by the linear least squares fitting to error values, and are written alongside the figure legends.

7.1. Overlap constant C_c . As pointed out above, in this study we use an overlapping covering that consists of balls $B(\omega_\ell, \rho_\ell)$ for $\ell = 1, \dots, N_c$. We assume the set $\{\omega_1, \dots, \omega_{N_c}\}$ of covering centers has vertical distance h_c which is proportional to fill distance h of trial points X . We use $h_c = 4h$ in all experiments. The covering radius

$$\rho_\ell = \rho = C_c h_c$$

affects both the accuracy of numerical solution and the sparsity of final linear system. For points ω_ℓ on and close to the boundary $\partial\Omega$, the number of trial points $X \cap B(\omega_\ell, \rho)$ is decreased by more than a $\frac{1}{2}$ factor. Thus, we should increase the radius of patches by a factor of more than $2^{1/d}$ (≈ 1.41 in 2D and ≈ 1.26 in 3D). To be sure that we have enough local trial points, we increase ρ by a factor of 1.5 for such patches.

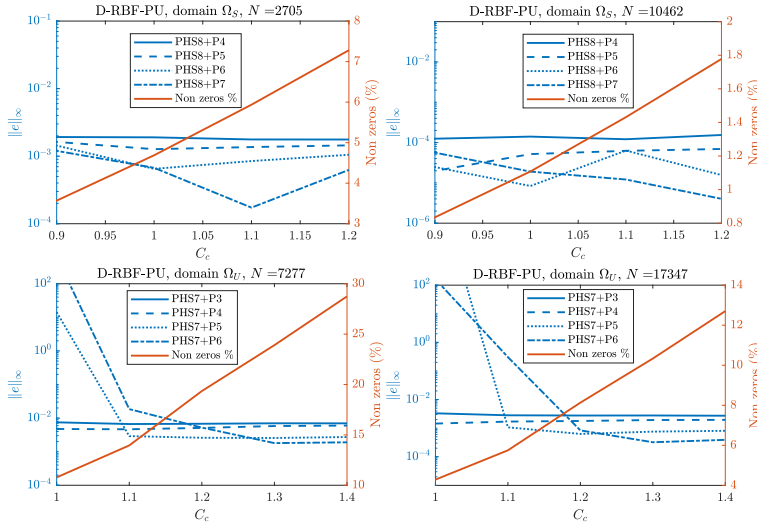


FIG. 7.3. Accuracy (left vertical axis) and sparsity (right vertical axis) with respect to the overlap constant C_c . First row: PHS8 on 2D domain Ω_S ; second row: PHS7 on 3D domain Ω_U . In all cases the smooth PU weight is applied.

To choose a proper overlap constant C_c , we illustrate some experiments in Figure 7.3 for 2D (on Ω_S) and 3D (on Ω_U) problems. In this figure, errors (left vertical axis) and percentage of nonzero elements of the final matrix (right vertical axis) are plotted in terms of overlap constant C_c . For smaller values of C_c which are not covered in the plots, local RBF systems may not be full rank. According to these and other experiments we use $C_c = 1.0$ in all cases except for 3D examples with polynomial spaces of order more than 6 in which $C_c = 1.2$ is used. This choices of the overlap constant make a balance between accuracy and sparsity.

7.2. Convergence with respect to polynomial degrees. In Figure 7.4, the errors and convergence orders of the D-RBF-PU method with respect to the degree of polynomial spaces added to the RBF expansion are shown. As the true solutions are infinitely smooth and the PDE is of the second order, the theoretical rate of convergence in all cases should be $q - 2$ where q is the order (degree + 1) of appended polynomials. In most cases, this rate is achieved and in some cases we observe a higher convergence rate. Corresponding plots for stability constant \tilde{C}_S are presented in Figure 7.5. In all cases, no significant growth is observed as N is increased. Obviously, this nice feature is inherited from the local property of the approximation method and is shared with other local methods such as RBF-FD. In this experiment we have used the smooth PU weight functions.

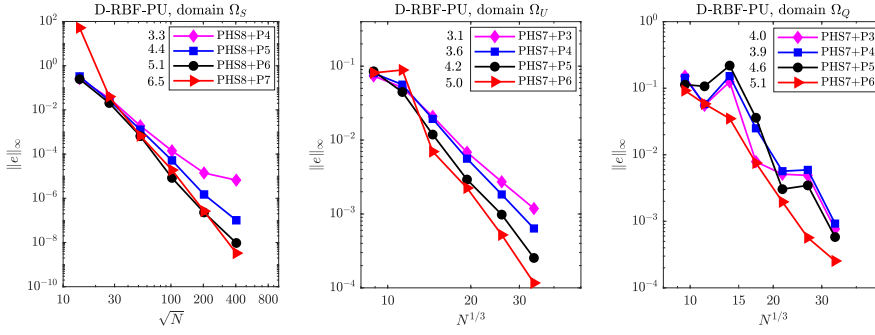


FIG. 7.4. Errors and convergence orders of D-RBF-PU method with different polynomial degrees on domains Ω_S (left), Ω_U (middle) and Ω_Q (right). Theoretical orders are $q - 2 = \tilde{q} - 1$ where \tilde{q} is the degree of polynomial space. Here (for example) P3 means polynomial space of degree at most 3. In all cases the smooth PU weight is applied.

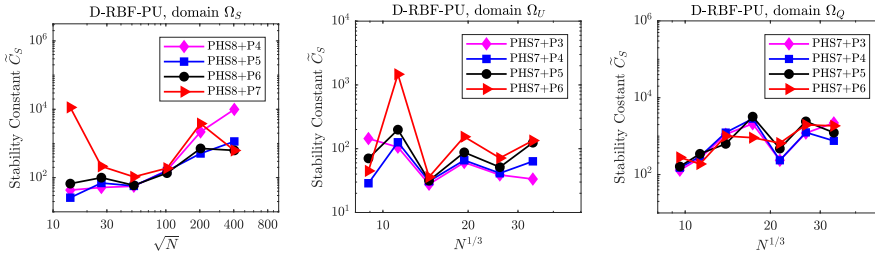


FIG. 7.5. The stability constant $\tilde{C}_S(A)$ of D-RBF-PU method with different polynomial degrees on domains Ω_S (left), Ω_U (middle) and Ω_Q (right). In all cases, no significant growth is observed as N is increased. In all cases the smooth PU weight is applied.

7.3. Constant-generated PU weights. Results for the constant-generated PU weight functions are reported in Figure 7.6. In texts on figures, by ‘Const. Gen. PU Weight 1’ and ‘Const. Gen. PU Weight 2’ we mean weight functions (5.4) and (5.5), respectively, and by ‘Hybrid PU Weights’ we mean a combination of constant-generated weight (5.5) for patches with centers inside Ω and smooth weight (7.1) for patches with centers on $\partial\Omega$.

Experiments show that in some cases with constant-generated PU weights to obtain the theoretical order, the number of patches and/or the size of patches (the

overlap constant C_c) should be increased. This will increase the computational cost of the method. However, since this loss of accuracy is caused by approximation at boundary points, a more efficient trick is to use the hybrid weight. In Figure 7.6 (right-hand side plots), an improvement in accuracies and an enhancement in numerical orders are observed by using the hybrid PU weight, where the smooth weight is used for boundary patches.

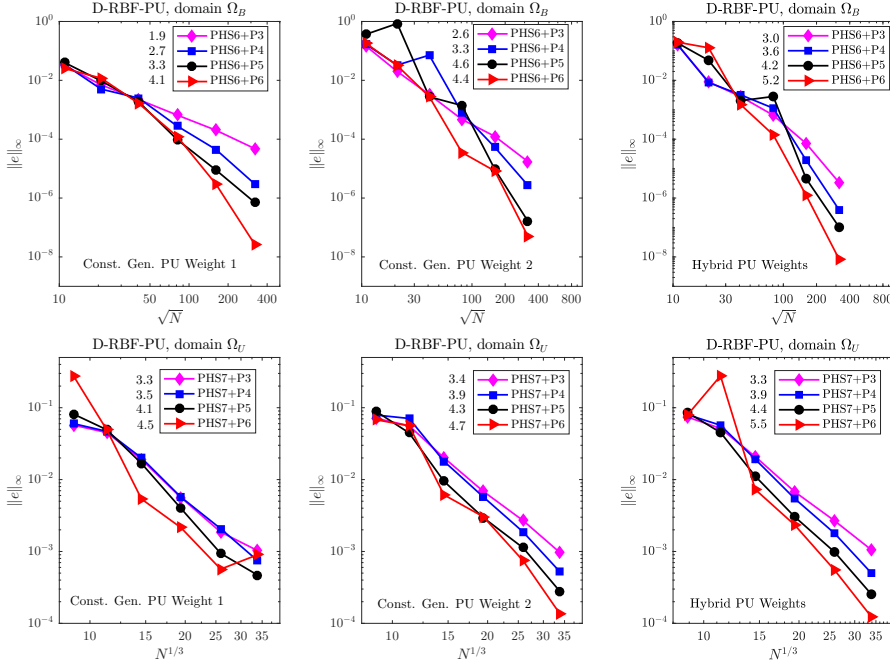


FIG. 7.6. Errors and convergence orders of D-RBF-PU method with different polynomial degrees and with constant-generated PU weights on Ω_B (first row) and Ω_U (second row). Theoretical orders are $\bar{q} - 1$ where \bar{q} is the degree of polynomial space. Improvements in accuracies and orders are observed by the hybrid PU weight.

Since, with the constant-generated PU weight (5.5) the method uses a single patch for approximation at each test point, the resulting differentiation matrix is the sparsest one. Combination with the smooth weight on the boundary does not increase the number of nonzeros, significantly, because the number of boundary points is of order $N^{1-1/d}$. In Table 7.1 the percentage of nonzero elements of the final matrix on 2D domain Ω_S and 3D domain Ω_U are given for three cases of weights and three different numbers of trial points. In the 2D case, the number of nonzeros is nearly halved when the constant-generated weight is used instead of the smooth weight. The use of hybrid weight does not increase the percentage of nonzeros, remarkably, compared with the constant-generated weight. In the 3D case, the constant-generated weight reduces the number of nonzeros by a factor of $\frac{1}{4}$, approximately. Using the hybrid weight, the number of nonzeros is increased by a factor of 1.5, approximately, but it is still far fewer than that of the smooth weight. It is obvious that if in the 3D case we increase the number of trial points, the percentages of the hybrid weight become closer to those of the constant-generated weight.

From the results of Table 7.1 and the error plots of Figure 7.6, we may conclude that the D-RBF-PU method with the hybrid PU weight is a recommendable choice

to obtain both reasonable accuracy and sparsity.

TABLE 7.1
The percentage of nonzero elements of the final matrix with three type of PU weights.

domains	N	smooth weight	const. gen. weight (5.5)	hybrid weight
2D domain Ω_S	2705	4.95 %	2.15 %	2.38 %
	10462	1.15 %	0.51 %	0.54 %
	163554	0.069 %	0.031 %	0.032 %
3D domain Ω_U	7241	23.4 %	6.4 %	9.7 %
	17174	10.4 %	2.7 %	3.9 %
	38765	4.4 %	1.1 %	1.6 %

The overall behaviour of stability plots for constant-generated weights is approximately the same as that of the smooth weight in Figure 7.5. Thus, we do not present them here to keep the total number of figures as low as possible.

7.4. Comparison with standard RBF-PU. We compared the errors and orders of the D-RBF-PU and the standard RBF-PU methods verses N on different domains and by different kernels. The accuracies of both methods are close to each other so that in some cases the plots can not be easily distinguished. The same holds also true for plots of the stability constants. However, to control the number of figures, we do not present them here. Our observations confirm the theoretical bounds of section 6 and suggest to use the new method because it bypasses all derivatives of the PU functions and many lower derivatives of local approximants, while maintaining a similar accuracy and stability rate. Moreover, the new method allows to use a discontinuous weight function, a situation that cannot be treated by the standard RBF-PU method.

7.5. Comparison with RBF-FD. In order to compare the new method with RBF-FD, it is important to determine the size of stencils and their connection to the size of local patches in D-RBF-PU. By the size of a stencil in RBF-FD, which is denoted by δ here, we mean the radius of the smallest ball that contains all the stencil points. As same as the strategy we applied for near boundary patches, we increase the radius δ for test points on and close to the boundary (up to a radial δ -distance from the boundary) by a factor of 1.5 to have more accurate approximations near the boundary and, in particular, on boundary points.

For each test point, RBF-FD uses a single stencil while D-RBF-PU uses much fewer number of covering patches and joins them by PU functions. If we compare with D-RBF-PU with a smooth weight function, we may assume $\tilde{X}_k = \{\cup_{\ell \in J_k} X_\ell\}$, where X_ℓ is the set of trial points in patch Ω_ℓ and \tilde{X}_k is the stencil of test point y_k . In this case, the same trial points contribute in approximation of $Lu(y_k)$ (or $Bu(y_k)$ if y_k is a boundary point) in both methods. However, a larger local RBF system (4.1) should be solved in RBF-FD while few (exactly $|J_k|$) number of much smaller systems (5.2) (that may also be shared with other test points) need to be solved in D-RBF-PU. Experiments show that in this case, the RBF-FD is very slow and its results are far away from the exact solutions because the size of stencils are overestimated. Hence, we do not illustrate the results in this case. On the other hand, the size of RBF-FD stencils should be large enough to guarantee the solvability of local linear systems. Here we compare both methods for three different stencil sizes

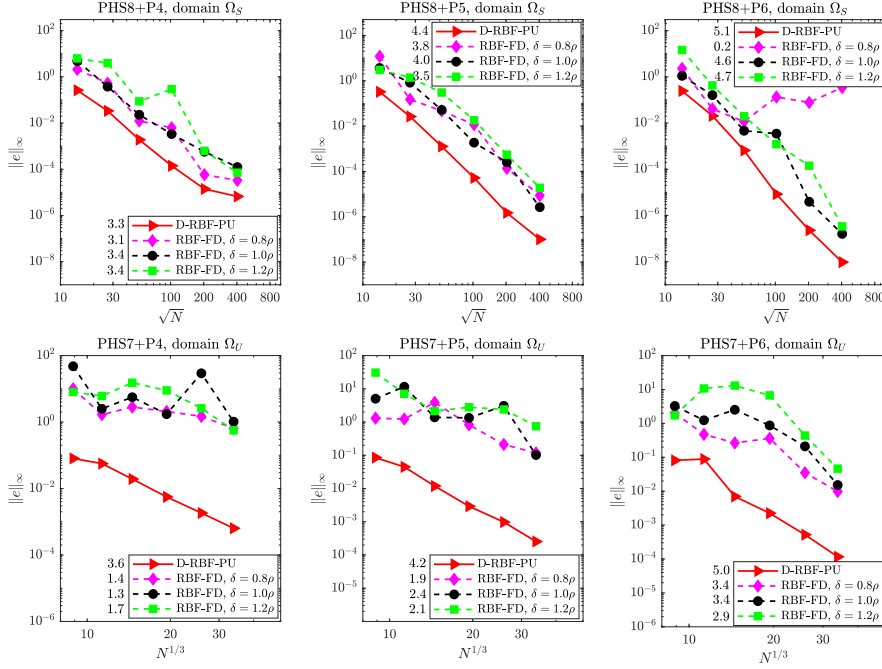


FIG. 7.7. Errors and convergence orders of *D-RBF-PU* (using the smooth *PU* weight) and *RBF-FD* (with three different stencil sizes) on 2D domain Ω_S (first row) and 3D domain Ω_U (second row). Convergence orders and magnitude of errors are improved in the *D-RBF-PU* method. Here ρ is the radius of covering patches and δ is the size of stencils in *RBF-FD*.

$\delta = 0.8\rho, 1.0\rho, 1.2\rho$ where ρ is the radius of patches. Smaller or bigger values of δ does not payoff for significantly more accurate results. In Figure 7.7, we present the results on 2D domain Ω_S and 3D domain Ω_U . As we see, *D-RBF-PU* outperforms almost all cases especially in the 3D problem. While not presented here, the same is observed on other domains. In Figure 7.8, stability plots on Ω_U are illustrated. Both methods possess a nice stability that does not highly depend on increasing N and polynomial degrees. The same behaviour is observed for the 2D case but not illustrated here. However, in the 3D problem the stability numbers of *RBF-FD* are approximately $10^2 - 10^3$ times larger.

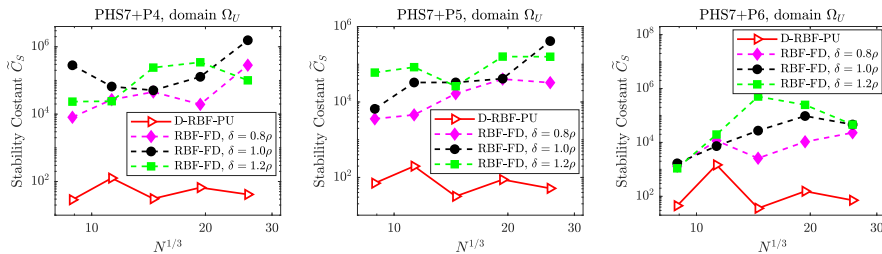


FIG. 7.8. The stability constant \tilde{C}_S of global matrix A of *D-RBF-PU* (using the smooth *PU* weight) and *RBF-FD* (with three different stencil sizes) on 3D domain Ω_U . As N is increased, no significant growth is observed in the conditioning of A in both methods, although the stability numbers of *RBF-FD* are approximately $10^2 - 10^3$ times larger.

The above results were obtained for mixed Dirichlet and Neumann boundary conditions. In Figure 7.9 we show a comparison between the two methods on 3D domain Ω_Q when Dirichlet boundary condition is imposed on the whole boundary. In this case, both RBF-FD and D-RBF-PU methods produce approximately the same error and convergence order. We observe the same results on other domains. Comparing with previous figures, we conclude that D-RBF-PU is more accurate than RBF-FD in the presence of Neumann boundary conditions. The reason seems to lie behind the fact that at a Neumann boundary point, in which RBF-FD approximates derivatives by a single one-sided stencil, D-RBF-PU uses a weighted average approximation of several neighborhood patches.

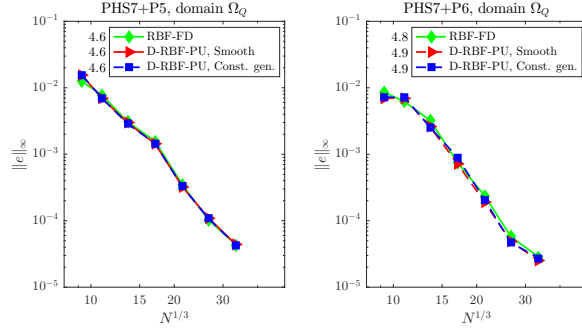


FIG. 7.9. Errors and convergence orders of RBF-FD by stencil size $\delta = \rho$ and D-RBF-PU using the smooth and the hybrid PU weights on 3D domain Ω_Q with Dirichlet boundary conditions. We observe (approximately) the same errors and convergence orders.

7.6. Time dependent PDEs. In this section we focus on numerical solution of the diffusion equation

$$\frac{\partial u}{\partial t} = \kappa \Delta u + f(x, t), \quad t > 0, \quad x \in \Omega \subset \mathbb{R}^d$$

for $d = 2, 3$, where $f(x, t)$ is a source term and $\kappa > 0$ is the diffusion coefficient. Boundary condition $Bu = g(x, t)$ for $x \in \partial\Omega$ should also be added, where B is either Dirichlet and/or Neumann linear boundary operator. We assign the prescribed solutions and apply the D-RBF-PU method to test spatial convergence rates.

We apply method of lines (MOL) to time discretization, i.e., we approximate the spatial differential operators with D-RBF-PU and then solve the resulting set of ordinary differential equations (ODEs) using a backward time integrator. We assume $X = Y = Y_\Omega \cup Y_\Gamma$, $\mathbf{u} = [\mathbf{u}_\Omega; \mathbf{u}_\Gamma]$, $\mathbf{f}_\Omega = f|_{Y_\Omega}$, $\mathbf{g}_\Gamma = g|_{Y_\Gamma}$, $A_L = [A_{\Omega\Omega} \ A_{\Omega\Gamma}]$ and $A_B = [A_{\Gamma\Omega} \ A_{\Gamma\Gamma}]$ to get

$$\begin{bmatrix} \frac{\partial \mathbf{u}_\Omega}{\partial t}(t) \\ 0 \end{bmatrix} = \begin{bmatrix} \kappa A_{\Omega\Omega} & \kappa A_{\Omega\Gamma} \\ A_{\Gamma\Omega} & A_{\Gamma\Gamma} \end{bmatrix} \begin{bmatrix} \mathbf{u}_\Omega(t) \\ \mathbf{u}_\Gamma(t) \end{bmatrix} + \begin{bmatrix} \mathbf{f}_\Omega(t) \\ -\mathbf{g}_\Gamma(t) \end{bmatrix}.$$

Let $t_{k+1} = t_k + \Delta t$ where Δt is the time step, and k indexes a time level. Using superscripts for time levels, the one order backward differentiation formulae (BDF1) reads as

$$\begin{bmatrix} I - \kappa \Delta t A_{\Omega\Omega} & -\kappa \Delta t A_{\Omega\Gamma} \\ A_{\Gamma\Omega} & A_{\Gamma\Gamma} \end{bmatrix} \begin{bmatrix} \mathbf{u}_\Omega^{k+1} \\ \mathbf{u}_\Gamma^{k+1} \end{bmatrix} = \begin{bmatrix} \mathbf{u}_\Omega^k + \Delta t \mathbf{f}_\Omega^{k+1} \\ \mathbf{g}_\Gamma^{k+1} \end{bmatrix}.$$

For a pure Dirichlet boundary condition we have $A_{\Gamma\Omega} = 0$ and $A_{\Gamma\Gamma} = I$ that reduce the system to

$$(I - \kappa\Delta t A_{\Omega\Omega})\mathbf{u}_{\Omega}^{k+1} = \mathbf{u}_{\Omega}^k + \Delta t(\mathbf{f}_{\Omega}^{k+1} + \kappa A_{\Omega\Gamma}\mathbf{g}_{\Gamma}^{k+1}).$$

The stability region of BDF1 is $S_1 := \{\lambda \in \mathbb{C} : |\lambda - 1| \geq 1\}$. Since the region S_1 contains the left half of the complex plane, BDF1 is an A-stable ODE solver. In Figure 7.10 the spectrum of the discrete Laplacian with the new method is shown for 2D and 3D cases, respectively.

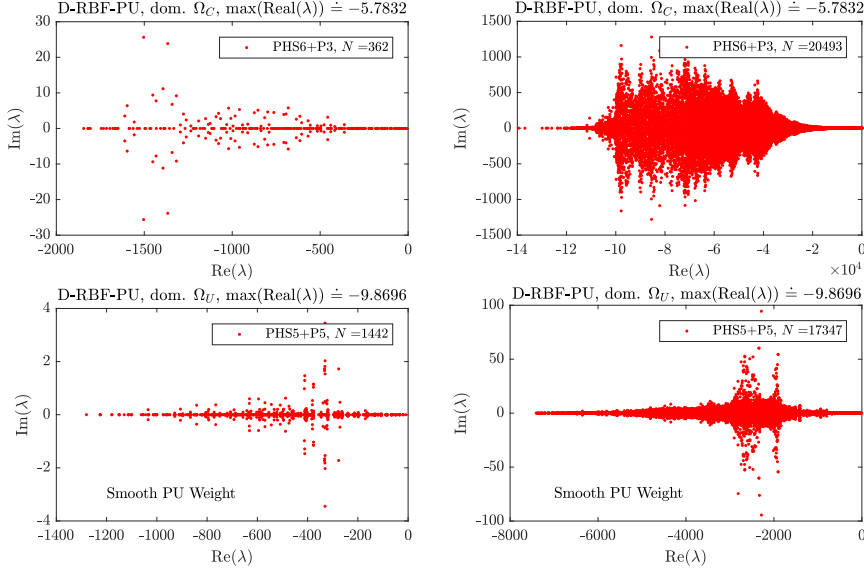


FIG. 7.10. The spectrum of the discrete Laplacian with D-RBF-PU method on 2D domain Ω_C (first row) and 3D domain Ω_U (second row). All eigenvalues fall on the left half plane. In 2D, the case PHS6+P3 and in 3D, the case PHS5+P5 are depicted. In other cases (alternative set of points or polynomial degrees), the spectrum enjoys similar features.

In all cases the entire spectrum falls in the left half plane. Though not illustrated here, similar behaviors are observed for other PHS kernels and higher degree polynomials. The maximum real part of eigenvalues is written in the title of figures; in all cases it is far away from origin allowing to use higher order backward differentiation formulas as their stability region exclude small parts near the imaginary axis. Here we use the BDF4 scheme

$$\begin{bmatrix} I - \frac{12}{25}\kappa\Delta t A_{\Omega\Omega} & -\frac{12}{25}\kappa\Delta t A_{\Omega\Gamma} \\ A_{\Gamma\Omega} & A_{\Gamma\Gamma} \end{bmatrix} \begin{bmatrix} \mathbf{u}_{\Omega}^{k+1} \\ \mathbf{u}_{\Gamma}^{k+1} \end{bmatrix} = \begin{bmatrix} R(\mathbf{u}_{\Omega}^k, \mathbf{u}_{\Omega}^{k-1}, \mathbf{u}_{\Omega}^{k-2}, \mathbf{u}_{\Omega}^{k-3}) + \frac{12}{25}\Delta t \mathbf{f}_{\Omega}^{k+1} \\ \mathbf{g}_{\Gamma}^{k+1} \end{bmatrix}.$$

where

$$R(\mathbf{u}_{\Omega}^k, \mathbf{u}_{\Omega}^{k-1}, \mathbf{u}_{\Omega}^{k-2}, \mathbf{u}_{\Omega}^{k-3}) = \frac{48}{25}\mathbf{u}_{\Omega}^k - \frac{36}{25}\mathbf{u}_{\Omega}^{k-1} + \frac{16}{25}\mathbf{u}_{\Omega}^{k-2} - \frac{3}{25}\mathbf{u}_{\Omega}^{k-3}.$$

For a pure Dirichlet boundary condition the above system is reduced to

$$\left(I - \frac{12}{25}\kappa\Delta t A_{\Omega\Omega}\right)\mathbf{u}_{\Omega}^{k+1} = R(\mathbf{u}_{\Omega}^k, \mathbf{u}_{\Omega}^{k-1}, \mathbf{u}_{\Omega}^{k-2}, \mathbf{u}_{\Omega}^{k-3}) + \frac{12}{25}\Delta t(\mathbf{f}_{\Omega}^{k+1} + \kappa A_{\Omega\Gamma}\mathbf{g}_{\Gamma}^{k+1}).$$

Experimental results show that both systems are invertible.

We start the BDF4 scheme with the exact values for the first three time steps. However, in a practical problem when the true solution is unknown we can start the BDF4 scheme with a step each of BDF1, BDF2 and BDF3. In all cases, we set $\kappa = 1$ and $\Delta t = 0.005$, and report the results at the final time $t = 0.2$.

To solve the time-stepping linear system, inspired by [35], the GMRES method using the incomplete LU preconditioner with a drop tolerance of 10^{-8} is used. In our experiments, GMRES scheme converges at each time step in 2-3 iterations without restart for a relative residual less than a prescribed tolerance of 10^{-12} .

We consider the pure Dirichlet and the mixed Dirichlet-Neumann problems. In Figures 7.11, the error plots of the RBF-FD and the D-RBF-PU methods are given for the 2D problem on Ω_C and the 3D problem on Ω_U [35]. For the Dirichlet problem, both methods converge and attain the theoretical orders. For the Neumann-Dirichlet problems, results of the standard RBF-FD method are quickly blown up when advancing in time. Even the BDF1 scheme fails to fix this problem. However, the D-RBF-PU method converges for both 2D and 3D problems as errors and convergence orders with the hybrid PU weight are shown in Figure 7.11 (right-hand side plots). The same result is obtained by the smooth PU weight, which is not illustrated here.

However, the new method, as well as the RBF-FD method, fails to give accurate results with BDF schemes for the Neumann or Neumann-Dirichlet problems on the 3D domain Ω_Q with irregular trial points. This problem might be alleviated by other improvements such as adding an extra set of points inside the domain adjacent to the boundary [35, 36] or using a set of ghost points outside the domain boundary [11]. We do not pursue this further and leave it for an independent study.

7.7. Computational costs. In RBF-FD, the stencil \tilde{X}_k is changed per test point y_k , and if M is the number of total test points, M local linear systems should be solved for setting up the global matrix A . In D-RBF-PU, this number is highly reduced to N_c ; the number of PU patches. Remember that the number of patches is much smaller than the number of test points; if $h_c = \alpha h$ then in the square case $M = N \approx \alpha^d N_c$. For example, in Figure 7.2 for the 2D domain Ω_S we have 681 test points while there are 44 patches. Or, for a case in the 3D domain Ω_Q , we may have 10078 test points verses 208 patches. This leads to a remarkable difference between the computational costs of RBF-FD and D-RBF-PU methods for constructing the final differentiation matrix. More precisely, D-RBF-PU should be approximately α^d times faster than RBF-FD at solving local linear systems. In our experiments with $\alpha = 4$, we should obtain speedups of approximately 16x and 64x for solving local problems in 2D and 3D, respectively. But, D-RBF-PU (with a smooth weight) has its own cost for computing the PU weights and joining the local approximants. These may reduce the above speedups for the total cost of the setup phase. On the other side, since more points are contributed in PU approximations, the final matrix of the RBF-FD is sparser than that of the D-RBF-PU with a smooth PU weight. This makes RBF-FD faster at solving the final system. However, the D-RBF-PU with the constant-generated weight (5.5) is as sparse as RBF-FD, because it uses a single patch for any test point. Here, we compare the CPU times for both setting up the final matrix and solving the final system in terms of N , the number of trial points. RBF-FD with $\delta = \rho$ is considered. Results are given for a 2D and a 3D problem in Figure 7.12. The total time panel is not given in the 2D case because the CPU times for solving the final systems are neglectable compared with those for the setting up the matrices. Although in this logarithmic scale the three lines

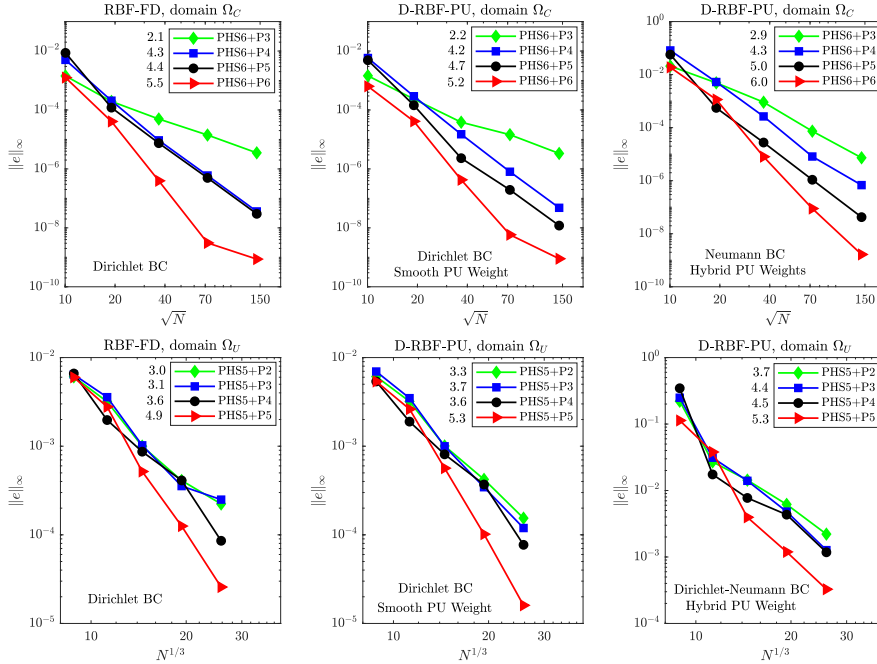


FIG. 7.11. Errors and convergence orders of the RBF-FD (left) and the D-RBF-PU (middle) methods for heat equation on 2D domain Ω_C (first row) and 3D domain Ω_U (second row) with Dirichlet boundary conditions. The right-hand side plots show the errors and convergence orders of the D-RBF-PU method when Neumann-Dirichlet boundary conditions are imposed. Theoretical orders are $\tilde{q} - 1$ where \tilde{q} is the degree of appended polynomials. In all cases, the observed convergence orders are better than those predicted by theoretical bounds.

of the D-RBF-PU method are close to each other, by looking at the numbers for large values of N , we find that in the setting up phase of the 2D case, D-RBF-PU is approximately 5, 9 and 10 times faster than RBF-FD for smooth, hybrid and constant-generated weights, respectively. These factors are increased to more than 20, 30 and 40, respectively, for the 3D case. However, the solving times for the 3D systems are increased as they are denser than the 2D systems. Comparing the total times for large values of N , we again observe speedups of more than 5x, 9x and 10x for smooth, hybrid and constant-generated weights, respectively. Thanks to the GMRES algorithm with incomplete LU factorization, these speedups remain (approximately) unchanged for the heat equation. As a consequence, the hybrid case in D-RBF-PU is recommended as a first choice because it possesses both high accuracy and low complexity, simultaneously.

Although the new method is more accurate in presence of the Neumann boundary conditions (as we observed in subsection 7.5), the CPU time comparison was made for a pure Dirichlet problem where both methods have approximately the same accuracy. However, if we compare cost versus accuracy in the Neumann problems the above observed speedups become twice, approximately, for the 2D case and even more for the 3D case.

Finally, it is important to note that we do not guarantee that the chosen parameters and domain sizes are the true optimal ones and nothing more optimal can be found.

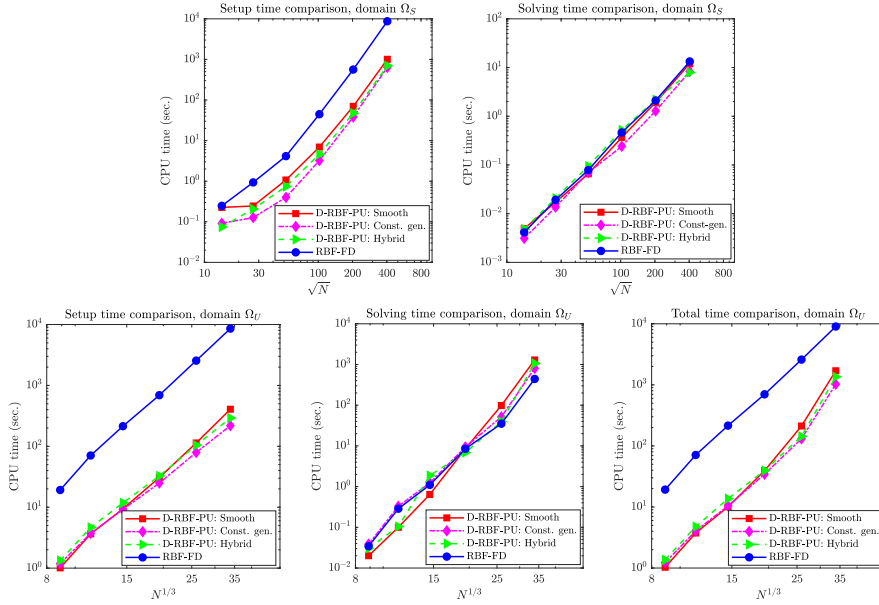


FIG. 7.12. Comparison of the CPU times (sec.) between RBF-FD and D-RBF-PU methods for 2D (top) and 3D (down) problems.

Conclusion. The direct radial basis function partition of unity (D-RBF-PU) method is proposed for solving boundary and initial-boundary value problems. The convergence properties and the stability issues are considered and some advantages of the new method are outlined. The advantage over the standard RBF-PU is that the new method avoids the action of PDE operators on PU weight functions. This reduces both computational cost and algorithmic complexity without any significant influence on accuracy and stability. More importantly, this provides a possibility to use some discontinuous PU weights allowing to have even more efficient schemes and recover the standard RBF-FD method as a special case.

In comparison with the RBF-FD, the new method needs to solve much fewer number of local linear systems for constructing the final differentiation matrix. This reduces the computational costs, considerably. In our experiments, average speedups of 5x with a smooth PU weight, 10x with a constant-generated PU weight and 9x with a hybrid PU weight are observed in both 2D and 3D examples. Although for a pure Dirichlet problem both methods have approximately the same accuracy, the new method gives more accurate results for Neumann or Neumann-Dirichlet boundary value problems.

Finally, we note that this method can be applied to a large class of PDE problems in engineering and sciences. In a follow-up work we will explore an application of the D-RBF-PU method for solving PDEs on surfaces.

Acknowledgments. I wish to express my deep gratitude to anonymous reviewers for their helpful comments which improved the quality of the paper. Special thanks go to Behnam Hashemi (Shiraz University of Technology) for his helpful comments about sparse matrix manipulation in MATLAB and a careful proofreading. Comments by Robert Schaback (Universität Göttingen) about the approximation orders of the polyharmonic kernels are greatly acknowledged.

REFERENCES

- [1] K. Aiton. A radial basis function partition of unity method for transport on the sphere. Master's thesis, Boise State University, Boise, Idaho, 2014.
- [2] I. Babuška and J. M. Melenk. The partition of unity method. *International Journal for Numerical Methods in Engineering*, 40:727–758, 1997.
- [3] M. Bozzini, M. Lenarduzzi, L., and R. Schaback. Interpolation with variably scaled kernels. *IMA Journal of Numerical Analysis*, 35:199–215, 2015.
- [4] R. Cavoretto. Two and three dimensional partition of unity interpolation by product-type functions. *Applied Mathematics & Information Sciences*, 9:1–8, 2015.
- [5] O. Davydov and R. Schaback. Optimal stencils in Sobolev spaces. *IMA Journal of Numerical Analysis*, 39:398–422, 2019.
- [6] O. Davydov. Error bounds for a least squares meshless finite difference method on closed manifolds, *Preprint*, arXiv:1910.03359 [math.NA], 2019.
- [7] S. De Marchi, A. Martínez, and E. Perracchione. Fast and stable rational RBF-based partition of unity interpolation. *Journal of Computational and Applied Mathematics*, 349:331–343, 2019.
- [8] S. De Marchi, A. Martínez, E. Perracchione, and M. Rossini. RBF-based partition of unity methods for elliptic PDEs: Adaptivity and stability issues via variably scaled kernels. *J. Sci. Comput.*, 79(1):321–344, 2019.
- [9] A. De Rossi, E. Perracchione, and E. Venturino. Fast strategy for PU interpolation: An application for the reconstruction of separatrix manifolds. *Dolom. Res. Notes Approx.*, 9:3–12, 2016.
- [10] G. E. Fasshauer. *Meshfree Approximations Methods with Matlab*. World Scientific, Singapore, 2007.
- [11] N. Flyer, G. A. Barnett, and L. J. Wicker. Enhancing finite differences with radial basis functions: Experiments on the Navier-Stokes equations. *Journal of Computational Physics*, 316:39–62, 2016.
- [12] N. Flyer, E. Lehto, S. Blaise, G. B. Wright, and A. St-Cyr. A guide to RBF-generated finite differences for nonlinear transport: shallow water simulations on a sphere. *Journal of Computational Physics*, 231:4078–4095, 2012.
- [13] B. Fornberg and N. Flyer. Solving PDEs with radial basis functions. *Acta Numerica*, pages 215–258, 2015.
- [14] B. Fornberg, E. Larsson, and N. Flyer. Stable computations with Gaussian radial functions. *SIAM Journal on Scientific Computing*, 33:869–892, 2011.
- [15] B. Fornberg and E. Lehto. Stabilization of RBF-generated finite difference methods for convective PDEs. *Journal of Computational Physics*, 230:2270–2285, 2011.
- [16] B. Fornberg, E. Lehto, and C. Powell. Stable calculation of Gaussian-based RBF-FD stencils. *Computers and Mathematics with Applications*, 65:627–635, 2013.
- [17] B. Fornberg and C. Piret. A stable algorithm for flat radial basis functions on a sphere. *SIAM Journal on Scientific Computing*, 30:60–80, 2007.
- [18] B. Fornberg and G. B. Wright. Stable computation of multiquadric interpolants for all values of the shape parameter. *Computers & Mathematics with Applications*, 48:853–867, 2004.
- [19] R. Franke. Scattered data interpolation: tests of some methods. *Mathematics of Computation*, 48:181–200, 1982.
- [20] G. Garmanjani, R. Cavoretto, and M. Esmailbeigi. A RBF partition of unity collocation method based on finite difference for initial-boundary value problems. *Computers & Mathematics with Applications*, 75:4066–4090, 2018.
- [21] A. Heryudono, E. Larsson, A. Ramage, and L. Sydow. Preconditioning for radial basis function partition of unity methods. *J. Sci. Comput.*, 67(3):1089–1109, 2016.
- [22] A. Iske. On the approximation order and numerical stability of local Lagrange interpolation by polyharmonic splines. In *International Series of Numerical Mathematics 145*, pages 153–165, Basel, 2003. Birkhäuser Verlag.
- [23] A. Iske. On the construction of kernel-based adaptive particle methods in numerical flow simulation. In *Notes on Numerical Fluid Mechanics and Multidisciplinary Design (NNFM)*, pages 197–221, Berlin, 2013. Springer.
- [24] E. Larsson, E. Lehto, A. Heryudono, and B. Fornberg. Stable computation of differentiation matrices and scattered node stencils based on Gaussian radial basis functions. *SIAM Journal on Scientific Computing*, 35:A2096–A2119, 2013.
- [25] E. Larsson, V. Shcherbakov, and A. Heryudono. A least squares radial basis function partition of unity method for solving PDEs. *SIAM Journal on Scientific Computing*, 39:A2538–A2563, 2017.

- [26] J. M. Melenk and I. Babuška. The partition of unity finite element method: Basic theory and applications. *Computer Methods in Applied Mechanics and Engineering*, 139:289–314, 1996.
- [27] D. Mirzaei and R. Schaback. Direct Meshless Local Petrov-Galerkin (DMLPG) method: a generalized MLS approximation. *Applied Numerical Mathematics*, 33:73–82, 2013.
- [28] D. Mirzaei, R. Schaback, and M. Dehghan. On generalized moving least squares and diffuse derivatives. *IMA Journal of Numerical Analysis*, 32:983–1000, 2012.
- [29] R. Mollapourasl, A. Fereshtian, and M. Vanmaele. Radial basis functions with partition of unity method for American options with stochastic volatilities. *Computational Economics*, 53:259–287, 2019.
- [30] A. Safdari-Vaighani, A. Heryudono, and E. Larsson. A radial basis function partition of unity collocation method for convection—diffusion equations arising in financial applications. *J. Sci. Comput.*, 64(2):341–367, 2015.
- [31] E. B. Saff and A. B. J. Kuijlaars. Distributing many points on a sphere. *Math. Intell.*, 19:5–11, 1997.
- [32] R. Schaback. Direct discretization with application to meshless methods for PDEs. In *Dolomites Research Notes on Approximation, Proceedings of DWCAA12*, volume 6, pages 37–51, 2013.
- [33] R. Schaback. Error analysis of nodal meshless methods. In *Meshfree Methods for Partial Differential Equations VIII, Lecture Notes in Computational Science and Engineering 115*, pages 117–143, Bonn, 2015. Springer 2017.
- [34] R. Schaback. All well-posed problems have uniformly stable and convergent discretizations. *Numer. Math.*, 132:597–630, 2016.
- [35] V. Shankar. The overlapped radial basis function-finite difference (RBF-FD) method: A generalization of RBF-FD. *Journal of Computational Physics*, 342:211–228, 2017.
- [36] V. Shankar and A. L. Fogelson. Hyperviscosity-based stabilization for radial basis function-finite difference (RBF-FD) discretizations of advection-diffusion equations. *Journal of Computational Physics*, 372:616–639, 2018.
- [37] V. Shankar, A. Narayan, and Kirby R. M. RBF-LOI: Augmenting radial basis functions (RBFs) with least orthogonal interpolation (LOI) for solving PDEs on surfaces. *Journal of Computational Physics*, 373:722–735, 2018.
- [38] V. Shcherbakov. Radial basis function partition of unity operator splitting method for pricing multi-asset American options. *BIT Numerical Mathematics*, 56:1401–1423, 2016.
- [39] V. Shcherbakov and E. Larsson. Radial basis function partition of unity methods for pricing Vanilla basket options. *Comput. Math. Appl.*, 71(1):185–200, 2016.
- [40] D. Shepard. A two-dimensional interpolation function for irregularly-spaced data. In *Proceedings of the 23th National Conference ACM*, pages 517–523, 1968.
- [41] C. Shu, H. Ding, and K. S. Yeo. Local radial basis function-based differential quadrature method and its application to solve two-dimensional incompressible navier-stokes equations. *Computer Methods in Applied Mechanics and Engineering*, 192:941–954, 2003.
- [42] I. Tominec, E. Larsson, and A. Heryudono. A least squares radial basis function finite difference method with improved stability properties. *Preprint*, arXiv:2003.03132 [math.NA], 2020.
- [43] A. E. Tolstykh. On using RBF-based differencing formulas for unstructured and mixed structured-unstructured grid calculations. In *Proceedings of the 16th IMACS World Congress 228*, pages 4606–4624, Lausanne, 2000.
- [44] A. E. Tolstykh. On using radial basis functions in a “finite difference mode” with applications to elasticity problems. *Computational Mechanics*, 33:68–79, 2003.
- [45] H. Wendland. Piecewise polynomial, positive definite and compactly supported radial basis functions of minimal degree. *Advances in Computational Mathematics*, 4:389–396, 1995.
- [46] H. Wendland. Fast evaluation of radial basis functions: methods based on partition of unity. In *Approximation Theory, X: Wavelets, Splines, and Applications*, pages 473–483, Nashville, TN., 2002. Vanderbilt University Press.
- [47] H. Wendland. *Scattered Data Approximation*. Cambridge University Press, 2005.
- [48] G. B. Wright. *Radial basis function interpolation: Numerical and analytical developments*. PhD thesis, University of Colorado, Boulder, 2003.
- [49] G. B. Wright and B. Fornberg. Stable computations with flat radial basis functions using vector-valued rational approximations. *Journal of Computational Physics*, 331:137–156, 2017.