

Combining Prior Knowledge and Data for Robust Controller Design

Julian Berberich¹, Carsten W. Scherer², and Frank Allgöwer¹

Abstract—We present a framework for systematically combining data of an unknown linear time-invariant system with prior knowledge on the system matrices or on the uncertainty for robust controller design. Our approach leads to linear matrix inequality (LMI) based feasibility criteria which guarantee stability and performance robustly for all closed-loop systems consistent with the prior knowledge and the available data. The design procedures rely on a simple data-dependent uncertainty bound which can be employed for controller design using dualization arguments and S-procedure-based LMI relaxations. While most parts of the paper focus on input-state measurements, we also provide an extension to robust output-feedback design based on noisy input-output data. Finally, we apply sum-of-squares methods to construct relaxation hierarchies for the considered robust controller design problem which are asymptotically exact. We illustrate through various examples that our approach provides a flexible framework for simultaneously leveraging prior knowledge and data, thereby reducing conservatism and improving performance significantly if compared to purely data-driven controller design.

Index Terms—Robust control, data-driven control, linear systems, identification for control, LMIs.

I. INTRODUCTION

Approaches for controller design based directly on measured data have recently gained increasing attention as they provide many potential benefits if compared to sequential system identification and model-based control. A key challenge is the development of methods which are simple, i.e., which are less complex than identifying the system and designing a model-based controller, and which provide strong theoretical guarantees, in particular if only finitely many data points are available which may be affected by noise. However, many existing data-driven control methods are essentially black-box approaches which cannot systematically handle *prior knowledge* on the plant for controller design. Ultimately, developing tools to merge model-based and data-driven methods in order to simultaneously exploit prior knowledge and data is an important and largely open problem. In this paper, we present a framework for combining prior knowledge and noisy data

of a linear time-invariant (LTI) system for controller design based on robust control theory.

Related work

System identification [1] provides a framework for estimating models from data which can then be used to analyze the system or design a controller. However, deriving tight error bounds in system identification is a difficult problem in itself and an active field of research even for LTI systems, in particular if non-asymptotic guarantees are desired and the data are perturbed by stochastic noise [2], [3], [4]. Furthermore, system identification approaches for deterministic noise typically rely on set membership estimation, where providing computationally tractable and tight error bounds from measured data is a key challenge [5], [6]. Thus, exploring alternative approaches for using data directly to design controllers control with rigorous end-to-end guarantees is highly interesting and promising, which justifies the recent interest in the field [7]. A few selected, established approaches to data-driven control are virtual reference feedback tuning [8], unfalsified control [9], iterative approaches [10], robust control based on frequency domain data [11], or learning-based model predictive control [12], [13]. Instead of providing an exhaustive list we refer to [7] for additional existing approaches.

Another recent stream of work which is closely related to the present paper relies on a result from behavioral systems theory. In [14], it is proven that persistently exciting data can be used directly to parametrize all trajectories of a linear time-invariant (LTI) system, thus providing a promising foundation for data-driven control. This result has led to the development of various methods for system analysis [15], [16], [17], [18], state- or output-feedback controller design [19], [20], [21], [22], [23], model reduction [24], internal model control [25], simulation and optimal control [26], [27], or predictive control [28], [29], [30], [31], [32], all of which are based directly on measured data without any model knowledge. A key advancement of approaches based on [14] if compared to many of the existing ones listed above or in [7] is that they are simple and often come along with strong theoretical guarantees.

Finally, we mention a few selected works on data-driven control which can handle prior knowledge. First, Gaussian Processes [33], which can incorporate prior knowledge via a suitable choice of the kernel, have found various applications in data-driven control, although strong theoretical guarantees are typically difficult to obtain. Data-driven control approaches for LPV systems as in [34] can exploit prior knowledge by selecting a suitable controller parametrization. Further, the

This work was funded by Deutsche Forschungsgemeinschaft (DFG, German Research Foundation) under Germany's Excellence Strategy - EXC 2075 - 390740016. The authors thank the International Max Planck Research School for Intelligent Systems (IMPRS-IS) for supporting Julian Berberich.

¹J. Berberich and F. Allgöwer are with the Institute for Systems Theory and Automatic Control, University of Stuttgart, 70569 Stuttgart, Germany. E-mail: {julian.berberich, frank.allgower}@ist.uni-stuttgart.de

²C. W. Scherer is with the Institute of Mathematical Methods in the Engineering Sciences, Numerical Analysis and Geometrical Modeling, Department of Mathematics, University of Stuttgart, 70569 Stuttgart, Germany. E-mail: carsten.scherer@mathematik.uni-stuttgart.de

development of loop-shaping controllers based on measured data was tackled in [11], in which case the choice of the filter represents prior model knowledge for robust controller design.

Contribution

In this paper, we present a flexible framework for systematically combining measured data of an LTI system with available prior knowledge on model components, uncertainty structure, or uncertainty bounds. Building upon robust control theory [35], [36] and extending recent approaches to data-driven control [21], [23], we employ measured data affected by noise to compute uncertainty bounds in the framework of linear fractional transformations (LFTs). Using duality arguments and techniques from robust semidefinite programming [36], [37], [38], [39], we exploit these bounds to design controllers with robust stability and performance guarantees. While we assume for most parts of this paper that input-state measurements are available, we also provide an extension to output-feedback design based on noisy input-output data.

Outline

In Section II, we state the problem setting as well as some required definitions. The data-dependent uncertainty parametrization used throughout this paper is derived and discussed in Section III. Section IV contains results on robust controller design based on a simple S-procedure relaxation to combine prior knowledge and measured data. Further, in Section V, we employ matrix sum-of-squares (SOS) relaxations to reduce conservatism via asymptotically exact relaxation hierarchies under more general assumptions on the noise bound. Throughout the paper, we provide illustrative examples to showcase the broad applicability and effectiveness of our approach. Finally, the paper is concluded in Section VI.

Notation

We write I_n for an $n \times n$ identity matrix, where the index is omitted if the dimension is clear from the context. For some matrix A , we denote by A^\perp a basis of the left-kernel of A , i.e., $A^\perp A = 0$, and by A^\dagger the Moore-Penrose inverse of A . The space of square-summable sequences is denoted by ℓ_2 . Further, for some generic sequence $\{x_k\}_{k=0}^N$ we define

$$X := \begin{bmatrix} x_0 & x_1 & \dots & x_{N-1} \end{bmatrix}, \\ X_+ := \begin{bmatrix} x_1 & x_2 & \dots & x_N \end{bmatrix}.$$

II. PRELIMINARIES

A. Setting

In this paper, we consider uncertain LTI systems of the form

$$x_{k+1} = Ax_k + Bu_k + B_d d_k + B_w w_k, \quad (1a)$$

$$z_k = Cx_k + Du_k, \quad (1b)$$

$$w_k = \Delta_{\text{tr}} z_k, \quad (1c)$$

where x_k is the n -dim. state vector, u_k is the m -dim. control input, d_k is an external n_d -dim. disturbance input, all at time $k \geq 0$. In addition, the variables w_k and z_k represent

an uncertainty channel and are of dimension n_w and n_z , respectively. Throughout this paper, all matrices in (1) except for the *true* uncertainty matrix Δ_{tr} are known. Hence, (1) is a linear fractional transformation (LFT) consisting of an LTI system Σ interconnected with a real-valued uncertainty $\Delta_{\text{tr}} \in \mathbb{R}^{n_w \times n_z}$, compare Figure 1.

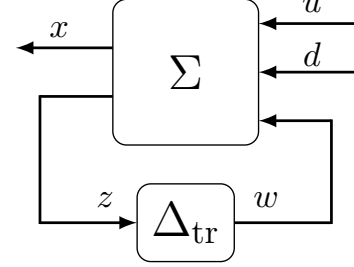


Fig. 1. Uncertain plant generating data for robust control.

LFTs are well-known to provide a flexible description of interconnections of known and unknown system components and a wide variety of systems with uncertain parameters can be brought to the form (1) (compare [35]). In addition to the standard robust control interpretation, the LFT (1) can also be interpreted as a partially known system where the known matrices in (1) encode prior model knowledge on the system and the uncertainty captures unknown parameters. Hence, the considered problem setting is more flexible and general than black-box approaches to data-driven control as in [19], [20], [21], [22], [23] which cannot handle prior knowledge. We note that LFTs have also been used to include prior knowledge in a learning context in the recent work [40].

Throughout this paper, we assume that B_d has full column rank. This is essentially without loss of generality since, otherwise, we can define a different disturbance \tilde{d} with the same influence on (1) and with $B_{\tilde{d}}$ having full column rank. Further, we assume that a prior uncertainty description of Δ_{tr} is available, i.e., $\Delta_{\text{tr}} \in \Delta$ for some set Δ . This uncertainty description may include information on the structure of Δ_{tr} as well as bounds on certain components. We consider block-diagonally structured uncertainties, i.e.,

$$\Delta_{\text{tr}} = \text{diag}(\Delta_1, \dots, \Delta_\ell), \quad (2)$$

where Δ_i is either a full matrix block or a repeated scalar block $\Delta_i = \delta_i I$, $\delta_i \in \mathbb{R}$, although the presented framework can handle more general uncertainty structures as well. In addition to this partition, bounds on the uncertainty blocks

$$\begin{bmatrix} \Delta_i^\top \\ I \end{bmatrix}^\top P_i \begin{bmatrix} \Delta_i^\top \\ I \end{bmatrix} \succeq 0 \quad \text{or} \quad \begin{bmatrix} \delta_i \\ 1 \end{bmatrix}^\top p_i \begin{bmatrix} \delta_i \\ 1 \end{bmatrix} \geq 0 \quad (3)$$

may be available for $i = 1, \dots, \ell$ and suitable matrices P_i, p_i if Δ_i is a full or repeated scalar block, respectively. It is important to note that the full-block bound in (3) takes a “dual” form involving Δ_i^\top instead of Δ_i , the latter being more common in robust control. Under mild assumptions on P_i , it is possible to transform bounds on Δ_i into bounds on Δ_i^\top and vice versa using the dualization lemma [36, Lemma 4.9].

B. Quadratic disturbance bound

In addition to the above prior uncertainty description, we are given a single input-state trajectory $\{x_k\}_{k=0}^N, \{u_k\}_{k=0}^{N-1}$ of (1) for an *unknown* noise sequence $\{\hat{d}_k\}_{k=0}^{N-1}$. We assume that the noise affecting the system satisfies a known bound, defined via the matrix $\hat{D} = [\hat{d}_0 \ \dots \ \hat{d}_{N-1}]$.

Assumption 1. *The noise generating sequence satisfies $\hat{D} \in \mathcal{D}$, where*

$$\mathcal{D} := \left\{ D \in \mathbb{R}^{n_d \times N} \mid \begin{bmatrix} D^\top \\ I \end{bmatrix}^\top \begin{bmatrix} Q_d & S_d \\ S_d^\top & R_d \end{bmatrix} \begin{bmatrix} D^\top \\ I \end{bmatrix} \succeq 0 \right\}, \quad (4)$$

for some known matrices $Q_d \in \mathbb{R}^{N \times N}$, $S_d \in \mathbb{R}^{N \times n_d}$, $R_d \in \mathbb{R}^{n_d \times n_d}$ and with $Q_d \prec 0$.

Via this assumption, which is similar to [18], [21], [23], we assume that the unknown noise sequence affecting the system (and hence the measurements) lies within a known set \mathcal{D} described via a quadratic matrix inequality. Assumption 1 encompasses various practically relevant scenarios:

- 1) a bound on the maximal singular value $\sigma_{\max}(\hat{D}) \leq \bar{d}_\sigma$, which corresponds to $Q_d = -I$, $S_d = 0$, $R_d = \bar{d}_\sigma^2 I$;
- 2) a norm bound on the sequence $\{\hat{d}_k\}_{k=0}^{N-1}$ such as $\|\hat{d}\|_2 \leq \bar{d}_2$, which corresponds to $Q_d = -I$, $S_d = 0$, $R_d = \bar{d}_2^2 I$;
- 3) norm bounds on the separate components of the sequence $\{\hat{d}_k\}_{k=0}^{N-1}$, i.e., $\|\hat{d}_k\|_2 \leq \bar{d}_\infty$, which is captured by $Q_d = -I$, $S_d = 0$, $R_d = \bar{d}_\infty^2 N I$.
- 4) Finally and inspired by [41], the above description also allows us to constrain the disturbance to be (approximately) in the kernel of a linear time-invariant system. More precisely, for some Toeplitz matrix T and a scalar $\varepsilon \geq 0$, the condition $DTT^\top D^\top \preceq \varepsilon I$ can be brought to the form (4) with $Q_d = -TT^\top$, $S_d = 0$, $R_d = \varepsilon I$. For instance, if it is known that $\{\hat{d}_k\}_{k=0}^{N-1}$ is constant, then ε may be chosen as zero and T may be taken to be

$$T = \begin{bmatrix} -1 & 0 & \dots & 0 \\ 1 & -1 & \ddots & \vdots \\ 0 & \ddots & \ddots & 0 \\ \vdots & \ddots & 1 & -1 \\ 0 & \dots & 0 & 1 \end{bmatrix}.$$

It is similarly possible to construct Toeplitz matrices T as above if $\{\hat{d}_k\}_{k=0}^{N-1}$ is periodic or, more generally, if it is generated by an LTI system.

C. Contribution of the paper

Throughout this paper, we assume that an input-state trajectory $\{x_k\}_{k=0}^N, \{u_k\}_{k=0}^{N-1}$ of (1) is available which is affected by an unknown disturbance sequence $\{\hat{d}_k\}_{k=0}^{N-1}$. The set of all uncertainties $\Delta \in \mathbf{\Delta}$ that are consistent with the data and the noise bound is then given by

$$\Sigma_\Delta := \left\{ \Delta \in \mathbf{\Delta} \mid M - B_w \Delta Z = B_d D, D \in \mathcal{D} \right\}, \quad (5)$$

where we introduce the abbreviation

$$\begin{aligned} M &:= X_+ - AX - BU, \\ Z &:= CX + DU \end{aligned} \quad (6)$$

for the given sequences $\{x_k\}_{k=0}^N, \{u_k\}_{k=0}^{N-1}$. Note that the *true* uncertainty lies in Σ_Δ , i.e., $\Delta_{\text{tr}} \in \Sigma_\Delta$. Our contribution can be summarized as follows: We are given prior knowledge in terms of the system matrices in (1) and the uncertainty description $\Delta_{\text{tr}} \in \mathbf{\Delta}$ which may entail structural aspects (i.e., a partition (2) into full and repeated scalar blocks) as well as bounds of the form (3). Moreover, an input-state data trajectory which is affected by an unknown disturbance satisfying a known bound is available. We combine all of the available information to derive a tight and computationally attractive parametrization of Σ_Δ . We then employ this parametrization to design static state-feedback controllers for (1) with guarantees on robust stability and performance for all uncertainties which are consistent with the prior knowledge, the available data, and the assumed noise bound. Notably, our performance guarantees hold over an infinite time-horizon and for arbitrary disturbance inputs although the design procedure only requires a data trajectory of finite length.

It is important to stress that prior knowledge about the uncertainty structure or bounds thereof, or of the system matrices in (1) is not required to apply the methodology presented in this paper. In particular, our results contain a data-driven setting without any prior knowledge at all as a special case. Nevertheless, any additional prior knowledge may shrink the set Σ_Δ and can thus reduce conservatism and improve the performance of the resulting robust controller if compared to a design based only on the available data.

Example 1. *Let us illustrate the contribution of the paper by means of a simple example. Suppose we have (for simplicity noise-free) input-state measurements of a simple mass-spring-damper system*

$$x_{k+1} = \begin{bmatrix} 1 & 1 \\ a & b \end{bmatrix} x_k + \begin{bmatrix} 0 \\ c \end{bmatrix} u_k \quad (7)$$

with some parameters $a, b, c \in \mathbb{R}$. It is obviously possible to apply existing methods such as [19], [21], [23] for data-driven controller design. On the other hand, from a practical point of view, it is realistic to assume that all entries in the first row of (7) are available whereas the physical parameters a, b, c are unknown. Using the tools developed in this paper, it will be possible to design controllers with robustness guarantees for all structured systems of the form (7) which are consistent with the measured data for some $a, b, c \in \mathbb{R}$.

All results in this paper can be trivially extended to the case where multiple trajectories of (1) are available, simply by stacking them together, even if the *concatenated* sequences do not constitute trajectories of (1). In fact, the presented methods are applicable for arbitrary matrices \tilde{X}_+ , \tilde{X} , \tilde{U} , possibly composed of several trajectory pieces, as long as they satisfy the data equation

$$\tilde{X}_+ = A\tilde{X} + B\tilde{U} + B_w \Delta_{\text{tr}} (C\tilde{X} + D\tilde{U}) + B_d \tilde{D} \quad (8)$$

for some $\tilde{D} \in \mathcal{D}$.

III. DATA-DEPENDENT UNCERTAINTY BOUND

In this section, we present a procedure for computing simple yet exact uncertainty bounds on Δ_{tr} from measured data which

is affected by a disturbance satisfying Assumption 1. After providing the general result in Section III-A, we refine it in Section III-B to make it applicable for robust controller design. Further, we discuss in Section III-C how a key assumption required for this refinement can be enforced via a suitable transformation of the uncertainty channel.

A. Uncertainty bound

In order to parametrize the set Σ_Δ , we define the matrices

$$\begin{bmatrix} Q_\Delta & S_\Delta \\ S_\Delta^\top & R_\Delta \end{bmatrix} := \begin{bmatrix} -Z & 0 \\ M & B_d \end{bmatrix} \begin{bmatrix} Q_d & S_d \\ S_d^\top & R_d \end{bmatrix} \begin{bmatrix} -Z & 0 \\ M & B_d \end{bmatrix}^\top \quad (9)$$

with M, Z as in (6). Note that these depend on the noise bound and on the data through M and Z . The following result shows that $Q_\Delta, S_\Delta, R_\Delta$ can be used to parametrize Σ_Δ .

Theorem 1. *If Assumption 1 holds, then*

$$\Sigma_\Delta = \left\{ \Delta \in \Delta \mid \begin{bmatrix} (B_w \Delta)^\top \\ I \end{bmatrix}^\top \begin{bmatrix} Q_\Delta & S_\Delta \\ S_\Delta^\top & R_\Delta \end{bmatrix} \begin{bmatrix} (B_w \Delta)^\top \\ I \end{bmatrix} \succeq 0 \right\}. \quad (10)$$

Proof. Note that, by definition,

$$\begin{bmatrix} (B_w \Delta)^\top \\ I \end{bmatrix}^\top \begin{bmatrix} Q_\Delta & S_\Delta \\ S_\Delta^\top & R_\Delta \end{bmatrix} \begin{bmatrix} (B_w \Delta)^\top \\ I \end{bmatrix} \succeq 0 \quad (11)$$

if and only if

$$\begin{bmatrix} (M - B_w \Delta Z)^\top \\ B_d^\top \end{bmatrix}^\top \begin{bmatrix} Q_d & S_d \\ S_d^\top & R_d \end{bmatrix} \begin{bmatrix} (M - B_w \Delta Z)^\top \\ B_d^\top \end{bmatrix} \succeq 0. \quad (12)$$

Proof of “ \subseteq ” in (10):

Let $\Delta \in \Sigma_\Delta$, i.e., there exists $D \in \mathcal{D}$ such that $M - B_w \Delta Z = B_d D$. Then, $D \in \mathcal{D}$ implies

$$\begin{bmatrix} (B_d D)^\top \\ B_d^\top \end{bmatrix}^\top \begin{bmatrix} Q_d & S_d \\ S_d^\top & R_d \end{bmatrix} \begin{bmatrix} (B_d D)^\top \\ B_d^\top \end{bmatrix} \succeq 0. \quad (13)$$

Replacing $B_d D = M - B_w \Delta Z$, we see that Δ satisfies (12) and hence (11).

Proof of “ \supseteq ” in (10):

Let Δ satisfy (11) and hence (12). Multiplying (12) from the left and right by B_d^\perp and $(B_d^\perp)^\top$, respectively, we obtain

$$B_d^\perp (M - B_w \Delta Z) Q_d (M - B_w \Delta Z)^\top (B_d^\perp)^\top \succeq 0.$$

Note that, by Assumption 1, $Q_d \prec 0$, which implies $B_d^\perp (M - B_w \Delta Z) = 0$, i.e., $M - B_w \Delta Z$ lies in the image of B_d . Hence, there exists $D \in \mathbb{R}^{n_d \times N}$ such that $M - B_w \Delta Z = B_d D$. Plugging this into (12), we obtain (13). Since B_d has full column rank, this implies $D \in \mathcal{D}$ and hence, $\Delta \in \Sigma_\Delta$. \square

Theorem 1 provides an exact parametrization of all uncertainties consistent with the available prior knowledge, the data, and the noise bound, without explicitly identifying the system. Since $\Delta_{tr} \in \Sigma_\Delta$, this implies that also the unknown *true* uncertainty satisfies the derived bound. Further, the parametrization takes a simple quadratic structure and the computation of the required matrices in (9) is elementary. For the data-driven special case with no prior knowledge, which we discuss below, Theorem 1 reduces to a recently obtained result in [23].

It is obvious from the proof of Theorem 1 that “ \subseteq ” in (10) remains true if Q_d is only negative semidefinite such that the result still provides an over-approximation of all uncertainties consistent with the prior knowledge and the data. This is particularly relevant if the disturbance description \mathcal{D} captures dynamic properties such as periodicity (compare Section II-B).

Special case of simple noise bound: For the noise bound $Q_d = -I, S_d = 0, R_d = \bar{d}I$, the matrices in (9) take the form

$$\begin{bmatrix} Q_\Delta & S_\Delta \\ S_\Delta^\top & R_\Delta \end{bmatrix} = \begin{bmatrix} -ZZ^\top & ZM^\top \\ MZ^\top & \bar{d}B_d B_d^\top - MM^\top \end{bmatrix}. \quad (14)$$

Theorem 1 now implies that $\Delta \in \Sigma_\Delta$ if and only if

$$(M - B_w \Delta Z)(M - B_w \Delta Z)^\top \preceq \bar{d}B_d B_d^\top.$$

This means that the violation of the “nominal” data equation is quadratically bounded by the noise level.

Special case of noise-free data: Our setting contains the nominal case of noise-free data as a trivial special case with $B_d = 0, Q_d = -I, S_d = 0, R_d = 0$. Then, the matrices in (9) take the form (14) with $\bar{d} = 0$. Hence, $\Delta \in \Sigma_\Delta$ if and only if

$$(M - B_w \Delta Z)(M - B_w \Delta Z)^\top \preceq 0,$$

or equivalently $M = B_w \Delta Z$, i.e., $\Delta \in \Sigma_\Delta$. Thus, in the absence of noise, Theorem 1 is equivalent to rewriting the data equation $M = B_w \Delta Z$ as a trivial quadratic matrix inequality, which is in fact an equality.

Special case of data-driven control: In the following, we discuss how the proposed framework generalizes purely data-driven approaches which have recently been considered in the literature. More precisely, consider a system

$$x_{k+1} = A_{tr} x_k + B_{tr} u_k + B_d d_k \quad (15)$$

with A_{tr}, B_{tr} unknown and B_d known. This system can be brought to the form (1) by choosing $A = 0, B = 0, B_w = I, C = [I \ 0]^\top, D = [0 \ I]^\top$, and $\Delta_{tr} = [A_{tr} \ B_{tr}]$. The matrices in (9) then take the form

$$\begin{bmatrix} Q_\Delta & S_\Delta \\ S_\Delta^\top & R_\Delta \end{bmatrix} = \begin{bmatrix} -Z & 0 \\ X_+ & B_d \end{bmatrix} \begin{bmatrix} Q_d & S_d \\ S_d^\top & R_d \end{bmatrix} \begin{bmatrix} -Z & 0 \\ X_+ & B_d \end{bmatrix}^\top,$$

where $Z = \begin{bmatrix} X \\ U \end{bmatrix}$. For the disturbance bound with $Q_d = -I, S_d = 0, R_d = \bar{d}I$, we have $[\bar{A} \ \bar{B}] \in \Sigma_\Delta$ if and only if

$$(X_+ - \bar{A}X - \bar{B}U)(X_+ - \bar{A}X - \bar{B}U)^\top \preceq \bar{d}B_d B_d^\top.$$

The latter inequality means that Σ_Δ contains all matrices $[\bar{A} \ \bar{B}]$ for which the violation of the nominal system dynamics is suitably bounded by the noise level. The above special case has recently been considered in [23] where a parametrization as in Theorem 1 is used to design data-driven controllers for closed-loop stability and \mathcal{H}_2 - or \mathcal{H}_∞ -performance. A key advantage of this approach in comparison to earlier works on data-driven control [19], [20], [21], [22] is that the resulting design is less conservative and computationally more efficient since the number of decision variables is independent of the length of the data trajectories.

Special case of model-based robust control: Finally, if no data are available but prior model knowledge and an uncertainty description are given, i.e., $\Sigma_\Delta = \Delta$, then one can design controllers with desirable guarantees using the well-established framework of model-based robust control [35], [36]. This illustrates that the considered problem setting seamlessly bridges data-driven and model-based control theory.

B. Refinement under rank assumption

Theorem 1 cannot be used directly for robust controller design since (10) only provides a quadratic bound on $B_w\Delta$, whereas, commonly, bounds that directly involve the uncertainty Δ are required. To handle this issue, we make the following assumption throughout this paper.

Assumption 2. *The matrix B_w has full column rank and $B_w^\perp B_d = 0$, where B_w^\perp is a basis of the left-kernel of B_w .*

Assuming that B_w has full column rank is not restrictive in many practical scenarios with a single unstructured uncertainty, but it can be restrictive for more sophisticated uncertainty structures. Therefore, we discuss in Section III-C how a full column rank of B_w can always be enforced via suitable transformations of the uncertainty channel. On the other hand, $B_w^\perp B_d = 0$ is not restrictive: Suppose for simplicity that B_w only consists of unit vectors, and a noisy input-state trajectory corresponding to a matrix B_d with $B_w^\perp B_d \neq 0$ is available. Then, a different state trajectory of (1) which corresponds to a disturbance matrix \tilde{B}_d satisfying $B_w^\perp \tilde{B}_d = 0$ can be explicitly computed since the system dynamics (1a) are fully known in the rows corresponding to zero rows of B_w .

Defining

$$P_\Delta^w := \begin{bmatrix} I & 0 \\ 0 & B_w^\dagger \end{bmatrix} \begin{bmatrix} Q_\Delta & S_\Delta \\ S_\Delta^\top & R_\Delta \end{bmatrix} \begin{bmatrix} I & 0 \\ 0 & B_w^\dagger \end{bmatrix}^\top,$$

where B_w^\dagger is the Moore-Penrose inverse of B_w , we can state the following refinement of Theorem 1.

Proposition 1. *If Assumptions 1 and 2 hold, then*

$$\Sigma_\Delta = \left\{ \Delta \in \Delta \mid \begin{bmatrix} \Delta^\top \\ I \end{bmatrix}^\top P_\Delta^w \begin{bmatrix} \Delta^\top \\ I \end{bmatrix} \succeq 0 \right\}. \quad (16)$$

Proof. Proof of “ \subseteq ” in (16):

This directly follows from left- and right-multiplication of

$$\begin{bmatrix} (B_w\Delta)^\top \\ I \end{bmatrix}^\top \begin{bmatrix} Q_\Delta & S_\Delta \\ S_\Delta^\top & R_\Delta \end{bmatrix} \begin{bmatrix} (B_w\Delta)^\top \\ I \end{bmatrix} \succeq 0$$

by B_w^\dagger and $(B_w^\dagger)^\top$, respectively, together with Theorem 1.

Proof of “ \supseteq ” in (16):

Let Δ satisfy

$$\begin{bmatrix} \Delta^\top \\ I \end{bmatrix}^\top P_\Delta^w \begin{bmatrix} \Delta^\top \\ I \end{bmatrix} \succeq 0$$

and note that this is equivalent to

$$\begin{bmatrix} (B_w^\dagger M - \Delta Z)^\top \\ B_w^\dagger B_d \end{bmatrix}^\top \begin{bmatrix} Q_d & S_d \\ S_d^\top & R_d \end{bmatrix} \begin{bmatrix} (B_w^\dagger M - \Delta Z)^\top \\ B_w^\dagger B_d \end{bmatrix} \succeq 0. \quad (17)$$

Multiplying (17) from the left and right by $(B_w^\dagger B_d)^\perp$ and $((B_w^\dagger B_d)^\perp)^\top$, respectively, and using that $Q_d \prec 0$, we obtain

$$(B_w^\dagger B_d)^\perp (B_w^\dagger M - \Delta Z) = 0.$$

Hence, there exists $D \in \mathbb{R}^{n_d \times N}$ such that $B_w^\dagger M - \Delta Z = B_w^\dagger B_d D$. It is straightforward to show that $B_w^\perp B_d = 0$ and the fact that B_d has full column rank imply that $B_w^\dagger B_d$ has full column rank. Hence, plugging $B_w^\dagger M - \Delta Z = B_w^\dagger B_d D$ into (17), we obtain $D \in \mathcal{D}$.

Note that, by assumption, $M - B_w \Delta_{tr} Z - B_d \hat{D} = 0$ for the true uncertainty Δ_{tr} and the disturbance \hat{D} generating the data. Since $B_w^\perp B_d = 0$ due to Assumption 2, this implies

$$\begin{aligned} 0 &= B_w^\perp (M - B_w \Delta_{tr} Z - B_d \hat{D}) = B_w^\perp M \\ &= B_w^\perp (M - B_w \Delta Z - B_d D), \end{aligned}$$

which together with the above derivations implies

$$\begin{bmatrix} B_w^\dagger \\ B_w^\perp \end{bmatrix} (M - B_w \Delta Z - B_d D) = 0.$$

Since $\begin{bmatrix} B_w^\dagger \\ B_w^\perp \end{bmatrix}$ has full column rank, this implies $M - B_w \Delta Z - B_d D = 0$ and hence, $\Delta \in \Sigma_\Delta$. \square

Proposition 1 provides a useful refinement of Theorem 1 since it parametrizes Δ instead of $B_w \Delta$ and can hence be used for robust controller design. Note that Proposition 1 allows us to construct a *dual bound* on Δ^\top using measured data only. Although dual bounds are often more useful to develop convex robust controller design procedures, computing them based on their primal counterparts is in general non-trivial.

C. Enforcing B_w having full column rank

In the following, we discuss how the uncertainty channel can be transformed to ensure that B_w has full column rank if this is not true at the outset. For this purpose, recall that Δ is structured as $\Delta = \text{diag}(\Delta_1, \dots, \Delta_\ell)$ with some $\Delta_i, i = 1, \dots, \ell$ and let us partition the columns of

$$B_w = [B_{w1} \quad \dots \quad B_{w\ell}]$$

accordingly. We focus on full uncertainty blocks Δ_i since rank-deficiency of B_{wi} for repeated scalar blocks $\Delta_i = \delta_i I$ can be resolved using a simple permutation argument: Suppose w.l.o.g. that $\Delta_\ell = \text{diag}(\delta_1 I, \dots, \delta_{\ell_s} I)$ contains all repeated scalar components of Δ and partition $B_{w\ell} = [B_{w\ell}^1 \quad \dots \quad B_{w\ell}^{\ell_s}]$. Then, it trivially holds that

$$B_{w\ell} \Delta_\ell = ([\delta_1 \quad \dots \quad \delta_{\ell_s}] \otimes I_n) \cdot \text{diag}(B_{w\ell}^1, \dots, B_{w\ell}^{\ell_s}).$$

Thus, by considering the uncertainty $([\delta_1 \quad \dots \quad \delta_{\ell_s}] \otimes I_n)$ instead of Δ_ℓ , and by modifying the uncertainty channel accordingly, a full column rank of $B_{w\ell}$ can be ensured if Δ_ℓ is diagonally repeated. On the other hand, for full uncertainty blocks, this permutation argument does not apply, which justifies the following steps.

Let us start by considering the first block B_{w1} . Using a singular value decomposition, there exist an orthogonal matrix U_1 and an invertible matrix T such that

$$TB_{w1}U_1 = \begin{bmatrix} I & 0 \\ 0 & 0 \\ \vdots & \vdots \\ 0 & 0 \end{bmatrix}. \quad (18)$$

Repeating this argument for the lower part of TB_{w2} leads to

$$TB_{w2}U_2 = \begin{bmatrix} \bar{E} & E_{12} \\ I & 0 \\ 0 & 0 \\ \vdots & \vdots \\ 0 & 0 \end{bmatrix}$$

for suitable \bar{E} , E_{12} and an orthogonal matrix U_2 , causing a modification of T without destroying (18). Row Gauss elimination allows us to choose T such that $\bar{E} = 0$. Applying this argument for B_{wi} , $i = 3, \dots, \ell$, one can thus construct orthogonal matrices U_i and an invertible matrix T such that

$$TB_w \text{diag}(U_1, \dots, U_\ell) = \begin{bmatrix} I & 0 & 0 & E_{12} & 0 & E_{13} & \dots & 0 & E_{1\ell} \\ 0 & 0 & I & 0 & 0 & E_{23} & \dots & 0 & E_{2\ell} \\ 0 & 0 & 0 & 0 & I & 0 & \dots & 0 & E_{3\ell} \\ \vdots & \vdots & \vdots & \vdots & \vdots & \vdots & \vdots & \vdots & \vdots \\ 0 & 0 & \dots & \dots & \dots & \dots & \dots & I & 0 \end{bmatrix} \quad (19)$$

for suitable matrices E_{ij} . Defining $\begin{bmatrix} \Delta_{i1} \\ \Delta_{i2} \end{bmatrix} := U_i^\top \Delta_i$, this implies

$$B_w \Delta = T^{-1} TB_w \text{diag} \left(U_1 \begin{bmatrix} \Delta_{11} \\ \Delta_{12} \end{bmatrix}, \dots, U_\ell \begin{bmatrix} \Delta_{\ell 1} \\ \Delta_{\ell 2} \end{bmatrix} \right) \quad (20)$$

$$\stackrel{(19)}{=} \underbrace{\tilde{B}_w^{-1} \begin{bmatrix} \Delta_{11} & E_{12}\Delta_{22} & \dots & E_{1\ell}\Delta_{\ell 2} \\ 0 & \Delta_{21} & \dots & E_{2\ell}\Delta_{\ell 2} \\ \vdots & \ddots & \ddots & \vdots \\ 0 & \dots & 0 & \Delta_{\ell 1} \end{bmatrix}}_{\tilde{\Delta} :=}$$

Let us summarize our findings: Based on elementary linear algebra and in full generality, we can transfer $B_w \Delta$ into $\tilde{B}_w \tilde{\Delta}$ as $B_w \Delta = \tilde{B}_w \tilde{\Delta}$ with a block-triangular uncertainty $\tilde{\Delta}$ such that \tilde{B}_w has full column rank. The matrices \tilde{B}_w , $\tilde{\Delta}$ define a new LFT of the form (1), replacing B_w and Δ by \tilde{B}_w and $\tilde{\Delta}$, respectively. This means that Proposition 1 can be applied to construct a data-dependent uncertainty bound and, hence, all results in this paper are applicable to the transformed LFT. Thus, if no prior uncertainty bounds (3) are available, assuming that B_w has full column rank does not cause any loss of generality. Let us now discuss how prior uncertainty bounds can be handled. To this end, we define

$$E_i := \begin{bmatrix} E_{1i}^\top & \dots & E_{(i-1)i}^\top \end{bmatrix}^\top, F_i := \begin{bmatrix} 0 & E_i \\ I & 0 \end{bmatrix} U_i^\top$$

and assume that prior uncertainty bounds of the form

$$\begin{bmatrix} (F_i \Delta_i)^\top \\ I \end{bmatrix}^\top P_i \begin{bmatrix} (F_i \Delta_i)^\top \\ I \end{bmatrix} \succeq 0 \quad (21)$$

with $i = 1, \dots, \ell$ are available. Note that, by definition, $\begin{bmatrix} F_i \Delta_i \\ 0 \end{bmatrix} = \tilde{\Delta} V_i$ for $i = 1, \dots, \ell - 1$ and $F_\ell \Delta_\ell = \tilde{\Delta} V_\ell$ where V_i picks the i -th block column of $\tilde{\Delta}$. The bound (21) implies

$$\begin{bmatrix} \tilde{\Delta}^\top \\ I \end{bmatrix}^\top \begin{bmatrix} V_i^\top & 0 \\ 0 & I \end{bmatrix}^\top P_i \begin{bmatrix} V_i^\top & 0 \\ 0 & I \end{bmatrix} \begin{bmatrix} \tilde{\Delta}^\top \\ I \end{bmatrix} \succeq 0 \quad (22)$$

for $i = 1, \dots, \ell$, which is of the form (3) with one full uncertainty block $\tilde{\Delta}$ and can thus be handled analogously for robust controller design. To summarize, prior bounds of the form (21) imply full-block bounds on the transformed uncertainty $\tilde{\Delta}$ as in (22). Therefore, the only prize to pay for enforcing that B_w has full column rank is that available prior uncertainty bounds need to take the form (21) instead of (3). Note that U_i being orthogonal implies that Δ_i and $U_i^\top \Delta_i$ have the same spectral norm, i.e., prior norm bounds on Δ_i are equivalent to norm bounds on $U_i^\top \Delta_i$. Therefore, assuming a bound of the form (21) is arguably not more restrictive than assuming prior knowledge of the form (3).

Example 2. We conclude the section by illustrating the above transformation with a simple example. Consider a system

$$x_{k+1} = \begin{bmatrix} a & 1 & b \\ c & 0.5 & 0 \\ d & a & -1 \end{bmatrix} x_k + \begin{bmatrix} 0 \\ 1 \\ 2 \end{bmatrix} u_k$$

with unknown parameters $a, b, c, d \in \mathbb{R}$ satisfying the known bounds $c^2 + d^2 \leq 1$, $b^2 \leq 4$. This system is easily brought to the form (1) with $\Delta_r = \text{diag} \left(aI_2, \begin{bmatrix} c \\ d \end{bmatrix}, b \right)$,

$$B_w = \begin{bmatrix} 1 & 0 & 0 & 0 & 1 \\ 0 & 0 & 1 & 0 & 0 \\ 0 & 1 & 0 & 1 & 0 \end{bmatrix}, C = \begin{bmatrix} 1 & 0 & 0 \\ 0 & 1 & 0 \\ 1 & 0 & 0 \\ 0 & 0 & 1 \end{bmatrix}, D = 0,$$

and appropriately defined matrices A, B . Choosing $T = \begin{bmatrix} 1 & 0 & 0 \\ 0 & 0 & 1 \\ 0 & 1 & 0 \end{bmatrix}$, $U_i = I$, Equation (19) takes the form

$$TB_w \text{diag}(U_1, U_2, U_3) = \begin{bmatrix} 1 & 0 & 0 & 0 & 1 \\ 0 & 1 & 0 & 1 & 0 \\ 0 & 0 & 1 & 0 & 0 \end{bmatrix},$$

i.e., $E_{12} = \begin{bmatrix} 0 & 1 \end{bmatrix}^\top$, $E_{13} = \begin{bmatrix} 1 & 0 \end{bmatrix}^\top$, $E_{23} = 0$. Proceeding as above, we obtain the transformed uncertainty channel

$$\tilde{B}_w = T^{-1}, \tilde{\Delta} = \begin{bmatrix} a & 0 & 0 & b \\ 0 & a & d & 0 \\ 0 & 0 & c & 0 \end{bmatrix},$$

for which \tilde{B}_w has full column rank as required. Finally, the bounds $c^2 + d^2 \leq 1$, $b^2 \leq 4$ imply (21) for $i = 2, 3$ with

$$F_2 \Delta_2 = \begin{bmatrix} 0 & d & c \end{bmatrix}^\top, F_3 \Delta_3 = \begin{bmatrix} b & 0 & 0 \end{bmatrix}^\top,$$

$$P_2 = \begin{bmatrix} -1 & 0 & 0 & 0 \\ 0 & 0 & 0 & 0 \\ 0 & 0 & 1 & 0 \\ 0 & 0 & 0 & 1 \end{bmatrix}, P_3 = \begin{bmatrix} -1 & 0 & 0 & 0 \\ 0 & 4 & 0 & 0 \\ 0 & 0 & 0 & 0 \\ 0 & 0 & 0 & 0 \end{bmatrix}.$$

To conclude, the uncertainty channel can be transformed such that the matrix \tilde{B}_w has full column rank while retaining prior information on the uncertainty in a precise fashion.

IV. ROBUST CONTROLLER DESIGN USING THE S-PROCEDURE

In this section, we employ the uncertainty parametrization presented in Section III to design controllers with robust stability and performance guarantees for all $\Delta \in \Sigma_\Delta$, based on an S-procedure relaxation as commonly used in robust control. We consider the closed-loop objectives of stability (Section IV-A), \mathcal{H}_2 -performance (Section IV-B), and quadratic performance (Section IV-C). Further, we apply the developed techniques to design robust output-feedback controllers using input-output data in Section IV-D. All controller design results in this paper employ LMI-based robust control techniques using a common quadratic Lyapunov function. Reducing conservatism and improving performance via parameter-dependent Lyapunov functions is an interesting issue for future research.

Based on the prior knowledge $\Delta_{tr} \in \Delta$ outlined in Section II, it is straightforward (cf. [35], [36], [37]) to construct linear Hermitian-valued mappings $G(\lambda)$ and $H(\lambda)$ such that

$$G(\lambda) \succeq 0 \text{ implies } \begin{bmatrix} \Delta^\top \\ I \end{bmatrix}^\top H(\lambda) \begin{bmatrix} \Delta^\top \\ I \end{bmatrix} \succeq 0 \quad \forall \Delta \in \Delta. \quad (23)$$

Here we call $H(\lambda)$ a multiplier parametrized by λ . Standard choices for the mappings G, H are

- 1) $G(\lambda) = \lambda \in \mathbb{R}$ and $H(\lambda) = \lambda \text{diag}(-I, I)$ if Δ satisfies a full-block matrix bound $\Delta \Delta^\top \preceq I$;
- 2) $G(\lambda) = \lambda \in \mathbb{R}^{n_w \times n_w}$ and $H(\lambda) = \text{diag}(-\lambda, \lambda)$ for repeated scalar uncertainties $\Delta = \delta I_{n_w}$ with $\delta^2 \leq 1$;
- 3) combinations of 1) and 2) for more general uncertainty structures (see [37] for details).

Throughout this section, we assume that prior knowledge on Δ_{tr} in the form of the mappings $G(\lambda)$ and $H(\lambda)$ is given. Thus, (23) together with (16) implies that, for any $\Delta \in \Sigma_\Delta$, $\tau > 0$, λ with $G(\lambda) \succeq 0$, we have

$$\begin{bmatrix} \Delta^\top \\ I \end{bmatrix}^\top \underbrace{(H(\lambda) + \tau P_\Delta^w)}_{P(\lambda, \tau) :=} \begin{bmatrix} \Delta^\top \\ I \end{bmatrix} \succeq 0. \quad (24)$$

In this way, we combine prior uncertainty structure and bounds captured by $G(\lambda)$, $H(\lambda)$ with the data-dependent bound (16) on the full uncertainty block Δ via an S-procedure relaxation with multiplier $\tau > 0$ (compare [42]). We note that including P_Δ^w via a single scalar multiplier τ does in general not lead to a tight description of the set Σ_Δ . In particular, the results in this section are only tight (i.e., necessary and sufficient for robust closed-loop stability or performance with a common quadratic Lyapunov function) if no prior knowledge is available, i.e., $H = 0$. In Section V, we construct tighter classes of multipliers based on matrix sum-of-squares relaxations, thus reducing conservatism and improving closed-loop performance.

A. Robust stability

In the following result, we employ the uncertainty description (24) in order to design controllers which robustly stabilize (1) for all $\Delta \in \Sigma_\Delta$.

Theorem 2. *If Assumptions 1 and 2 hold and there exist $\mathcal{X} \succ 0$, $K \in \mathbb{R}^{m \times n}$, $\tau > 0$ and λ with $G(\lambda) \succeq 0$ such*

that (25) holds, then (1) is stable under state-feedback control $u_k = Kx_k$ for all uncertainties $\Delta \in \Sigma_\Delta$.

Proof. For any $\Delta \in \Sigma_\Delta$, stability of (1) under state-feedback $u_k = Kx_k$ is equivalent to stability of the dual system

$$\begin{bmatrix} x_{k+1} \\ z_k \end{bmatrix} = \begin{bmatrix} (A+BK)^\top & (C+DK)^\top \\ B_w^\top & 0 \end{bmatrix} \begin{bmatrix} x_k \\ w_k \end{bmatrix}, \quad (26)$$

$$w_k = \Delta^\top z_k.$$

A sufficient condition for stability of (26) is the existence of $\mathcal{X} \succ 0$ such that

$$\mathcal{A}(\Delta) \mathcal{X} \mathcal{A}(\Delta)^\top - \mathcal{X} \prec 0 \quad (27)$$

with $\mathcal{A}(\Delta) := A+BK+B_w\Delta(C+DK)$. It follows from [43, Theorem 3.2] that (25) implies (27) for all Δ satisfying (24). Since $\tau > 0$ and $G(\lambda) \succeq 0$, we have (24) for any $\Delta \in \Sigma_\Delta$, which thus concludes the proof. \square

Note that, if the LFT (1) is interpreted as a partially known system with an unknown parameter Δ_{tr} , then any robust controller designed via Theorem 1 also stabilizes the *true* unknown system. While the matrix inequality (25) is not linear in the state-feedback gain K , it is simple to transform (25) into an LMI following standard steps (compare [36]): Just applying the Schur complement and defining the new variable $L = K\mathcal{X}$, (25) is equivalent to

$$\begin{bmatrix} \begin{bmatrix} -\mathcal{X} & 0 \\ 0 & 0 \end{bmatrix} + \begin{bmatrix} 0 & I \\ B_w^\top & 0 \end{bmatrix}^\top P(\lambda, \tau) \begin{bmatrix} 0 & I \\ B_w^\top & 0 \end{bmatrix} & \star \\ \begin{bmatrix} \mathcal{X} A^\top + L^\top B^\top & \mathcal{X} C^\top + L^\top D^\top \end{bmatrix} & -\mathcal{X} \end{bmatrix} \prec 0,$$

which is an LMI that can be solved directly. To deal with the fact that (24) provides an uncertainty bound on Δ^\top instead of Δ , the proof of Theorem 2 relies on the stabilization of the *dual* LFT (26) which in turn implies stability of the original “primal” LFT (1). Conceptually, the matrix inequality (25) can also be interpreted as a closed-loop performance LMI for the channel $w \mapsto z$ with performance index $P(\lambda, \tau)$. Controller design for closed-loop quadratic performance will be considered in Section IV-C.

Theorem 2 has multiple advantages if compared to a sequential approach using system identification and model-based robust control. In particular, the synthesis conditions depend directly on the measured data and no additional estimation procedure is required. Furthermore, Theorem 2 relies on the uncertainty bound provided by Proposition 1 which is tight and computationally attractive, and it relies only on a noisy data trajectory of finite length. On the other hand, providing such error bounds using system identification is in general difficult and an active field of research [2], [3], [4].

Example 3. *We illustrate the applicability of Theorem 2 with an academic example. Now and in all further implementations in this paper, we use MATLAB together with YALMIP [44] and MOSEK [45] for computations. We consider the system*

$$x_{k+1} = \begin{bmatrix} a_1 & 1.4 & a_4 \\ a_2 & 0.3 & a_5 \\ a_3 & 1 & a_6 \end{bmatrix} x_k + \begin{bmatrix} 0.1 & -0.3 \\ -0.1 & -0.7 \\ 0.7 & -1 \end{bmatrix} u_k + d_k,$$

$$\begin{bmatrix} I & 0 \\ (A+BK)^\top & (C+DK)^\top \\ 0 & I \\ B_w^\top & 0 \end{bmatrix}^\top \begin{bmatrix} -\mathcal{X} & 0 & 0 & 0 \\ 0 & \mathcal{X} & 0 & 0 \\ 0 & 0 & P(\lambda, \tau) & 0 \\ 0 & 0 & 0 & 0 \end{bmatrix} \begin{bmatrix} I & 0 \\ (A+BK)^\top & (C+DK)^\top \\ 0 & I \\ B_w^\top & 0 \end{bmatrix} < 0 \quad (25)$$

where a_i are a priori unknown parameters with true values $\begin{bmatrix} a_1 & a_4 \\ a_2 & a_5 \\ a_3 & a_6 \end{bmatrix} = \begin{bmatrix} -0.4 & 0.4 \\ 0.2 & -1.5 \\ 0.8 & -1.1 \end{bmatrix}$; note that the system is open-loop unstable. We put the above system in the form (1) with

$$A = \begin{bmatrix} -0.3 & 1.4 & 0.2 \\ 0.1 & 0.3 & -1.3 \\ 0.6 & 1 & -0.8 \end{bmatrix}, B = \begin{bmatrix} 0.1 & -0.3 \\ -0.1 & -0.7 \\ 0.7 & -1 \end{bmatrix}, B_d = I, \\ B_w = I, C = \begin{bmatrix} 1 & 0 & 0 \\ 0 & 0 & 1 \end{bmatrix}, D = 0, \Delta_{tr} = \begin{bmatrix} -0.1 & 0.2 \\ 0.1 & -0.2 \\ 0.2 & -0.3 \end{bmatrix}.$$

Moreover, we assume that a prior uncertainty bound of the form $\Delta_{tr}\Delta_{tr}^\top \preceq \bar{\delta}I$ is available for some $\bar{\delta} > 0$. Such a bound holds for the true uncertainty Δ_{tr} with $\bar{\delta} \geq 0.23$. We use this reformulation to define a multiplier as in (23) via $G(\lambda) = \lambda \in \mathbb{R}$ and $H(\lambda) = \lambda \begin{bmatrix} -I & 0 \\ 0 & \bar{\delta}I \end{bmatrix}$. Finally, we have available one input-state trajectory $\{x_k\}_{k=0}^N, \{u_k\}_{k=0}^{N-1}$ of length $N = 6$, generated by an input sampled uniformly from $[-1, 1]^2$ and a disturbance sampled uniformly from $\|d_k\|_2 \leq \bar{d}$ for some \bar{d} ; this leads to the choice $Q_d = -I, S_d = 0, R_d = \bar{d}^2 NI$.

In the following, we analyze the influence of the noise parameter \bar{d} and the prior uncertainty bound $\bar{\delta}$ on the feasibility of (25). First, our computations show that the LMI is feasible for $\bar{d} = 0.8, \bar{\delta} = 100$, i.e., essentially no prior uncertainty bound is available and only measured data are used for stabilization. If we keep $\bar{\delta} = 100$, then we observe that the design is not successful if increasing \bar{d} to $\bar{d} \geq 0.9$. On the other hand, if we take $\bar{d} = 100$ (i.e., the data are essentially useless), then the LMI (25) is feasible as long as $\bar{\delta} \leq 0.28$. Finally, we observe that the design is successful and the resulting controller is stabilizing if $\bar{d} = 0.9$ and $\bar{\delta} = 0.3$. This illustrates that, even if neither the data nor the prior uncertainty bound alone are sufficient to design a robustly stabilizing controller, it is still possible to systematically combine the available ingredients to achieve robust closed-loop stability.

B. Robust \mathcal{H}_2 -performance

In this section, we use the uncertainty bound provided by Proposition 1 for controller design with guaranteed robust \mathcal{H}_2 -performance. To be precise, we consider the system

$$\begin{bmatrix} x_{k+1} \\ z_k \\ z_k^p \end{bmatrix} = \begin{bmatrix} A & B & B_p & B_w \\ C & D & 0 & 0 \\ C_p & D_p & 0 & 0 \end{bmatrix} \begin{bmatrix} x_k \\ u_k \\ w_k^p \\ w_k \end{bmatrix}, \quad (28)$$

$$w_k = \Delta_{tr} z_k,$$

where $A, B, C, D, B_w, \Delta_{tr}$ are as in (1), and B_p, C_p, D_p define the performance channel $w^p \mapsto z^p$. It is possible

but generally not necessary to consider the case that the performance input w^p is equal to the noise input d in (1), in which case we had $B_p = B_d$. The \mathcal{H}_2 -norm of (28) can be defined based on the system's frequency response, compare [36]. As a deterministic interpretation, the squared \mathcal{H}_2 -norm is equal to the sum of the output energies of the system responses z^p when applying impulsive inputs to the system in each component of w^p . Furthermore, when choosing $C_p = [Q \ 0]^\top, D_p = [0 \ R]^\top$ for some $Q, R \succeq 0$, minimizing the \mathcal{H}_2 -norm of (28) is equivalent to a linear-quadratic regulation problem with weighting matrices Q and R for the state and input, respectively. The following result provides a design procedure in order to guarantee a closed-loop \mathcal{H}_2 -performance bound for the channel $w^p \mapsto z^p$ based on the uncertainty parametrization in Proposition 1.

Theorem 3. *If Assumptions 1 and 2 hold and there exist $\mathcal{X} \succ 0, K, \tau > 0, \gamma > 0$ and λ with $G(\lambda) \succeq 0$ such that*

$$\text{tr}((C_p + D_p K)\mathcal{X}(C_p + D_p K)^\top) < \gamma^2 \quad (29)$$

and (30) hold, then, for any $\Delta \in \Sigma_\Delta$, (28) with $u_k = Kx_k$ is stable and $w^p \mapsto z^p$ has a closed-loop \mathcal{H}_2 -norm less than γ .

Proof. It follows from standard results (compare [36, Proposition 3.13]) that (28) is stable and has a closed-loop \mathcal{H}_2 -norm less than γ for all $\Delta \in \Sigma_\Delta$ if there exists $\mathcal{X} \succ 0$ such that

$$\mathcal{A}(\Delta)\mathcal{X}\mathcal{A}(\Delta)^\top - \mathcal{X} + B_p B_p^\top < 0 \quad (31)$$

and (29) hold for all $\Delta \in \Sigma_\Delta$, where $\mathcal{A}(\Delta) := A + BK + B_w \Delta(C + DK)$. Following the same steps as in the proof of Theorem 1, it can be shown that (30) implies (31) for all $\Delta \in \Sigma_\Delta$, which proves the desired statement. \square

Similar to Theorem 2, it is straightforward to transform (29) and (30) into LMIs, using standard steps including a variable transformation and the Schur complement (see, e.g., [36]).

Example 4. *We consider an academic example of the form*

$$x_{k+1} = \begin{bmatrix} 0.4 & -0.7 \\ -0.3 & 0.5 \end{bmatrix} x_k + \begin{bmatrix} 0.9 \\ 0.7 \end{bmatrix} u_k + B_d d_k \quad (32)$$

with $B_d = \begin{bmatrix} 1 \\ 0 \end{bmatrix}$. We assume that a trajectory $\{x_k\}_{k=0}^N, \{u_k\}_{k=0}^{N-1}$ of length $N = 200$ is available, which is generated by an input and disturbance sequence sampled uniformly from $u_k \in [-1, 1]$ and $d_k \in [-\bar{d}, \bar{d}]$, respectively, for some noise level $\bar{d} > 0$. For bounding the noise, we choose the matrices $Q_d = -I, S_d = 0, R_d = \bar{d}^2 NI$ according to Assumption 1. We consider three different scenarios for controller design:

- 1) All parameters in (32) except for B_d are unknown and no prior uncertainty bound is available such that only the available data is used for design.

$$\begin{bmatrix} I & 0 \\ (A+BK)^\top & (C+DK)^\top \\ 0 & I \\ B_w^\top & 0 \end{bmatrix}^\top \left[\begin{array}{cc|cc} B_p B_p^\top - \mathcal{X} & 0 & 0 & 0 \\ 0 & \mathcal{X} & 0 & 0 \\ \hline 0 & 0 & P(\lambda, \tau) & 0 \\ 0 & 0 & 0 & 0 \end{array} \right] \begin{bmatrix} I & 0 \\ (A+BK)^\top & (C+DK)^\top \\ 0 & I \\ B_w^\top & 0 \end{bmatrix} \prec 0 \quad (30)$$

- 2) All parameters in (32) are known except for the first column of the system dynamic matrix $\Delta_{tr} := [0.4 \quad -0.3]^\top$. Moreover, an uncertainty bound $\Delta_{tr} \Delta_{tr}^\top \preceq 0.35I$ is available which we include by using $G(\lambda) = \lambda \in \mathbb{R}$, $H(\lambda) = \lambda \begin{bmatrix} -I & 0 \\ 0 & 0.35I \end{bmatrix}$ in (23).
- 3) The same setting as in 2) but only the prior knowledge and no measured data is used for design.

For each of the three scenarios, we use Theorem 3 to design a controller to reduce the \mathcal{H}_2 -norm of the performance channel defined via $B_p = I$, $C_p = \begin{bmatrix} 5I \\ 0 \end{bmatrix}$, $D_p = \begin{bmatrix} 0 \\ I \end{bmatrix}$. This corresponds to a linear-quadratic regulation problem with weights $5I$ and I for the state and input, respectively. The lowest achievable \mathcal{H}_2 -norms are displayed in Figure 2 for each of the three scenarios depending on the noise level.

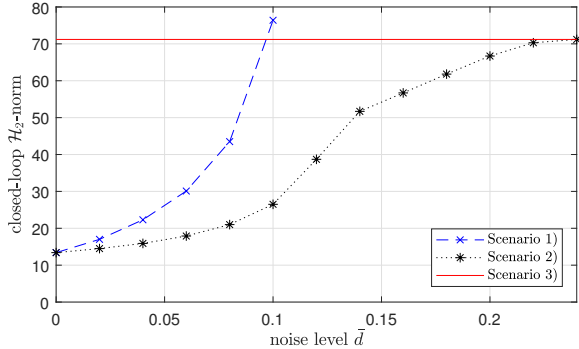


Fig. 2. Robust closed-loop \mathcal{H}_2 -norm according to the three scenarios in Example 4, depending on the noise level \bar{d} .

This shows that it is possible to design a stabilizing controller with some guaranteed \mathcal{H}_2 -norm for scenarios 2) and 3) and any noise level, and for scenario 1) as long as $\bar{d} \leq 0.1$. Note that the design in scenario 3) is independent of the noise level since it does not use the measured data. Figure 2 indicates that the information provided by the available data is more useful for design than the prior knowledge if $\bar{d} \leq 0.08$. Further, the performance of scenario 2) equals that of scenario 1) for zero noise and that of scenario 3) for large noise levels, corresponding to the extreme cases where the data either uniquely specify the true uncertainty or are of little use, respectively. On the other hand, for any noise level in between, scenario 2) provides the best performance since it utilizes all available information in the form of model knowledge, prior uncertainty bounds and data.

C. Robust quadratic performance

In this section, we employ the proposed framework to design state-feedback controllers with general quadratic performance specifications.

Definition 1. We say that the system (28) under state-feedback $u_k = Kx_k$ satisfies robust quadratic performance with index $\begin{bmatrix} Q_p & S_p \\ S_p^\top & R_p \end{bmatrix}$ where $R_p \succeq 0$, if there exists an $\varepsilon > 0$ such that

$$\sum_{k=0}^{\infty} \begin{bmatrix} w_k^p \\ z_k^p \end{bmatrix}^\top \begin{bmatrix} Q_p & S_p \\ S_p^\top & R_p \end{bmatrix} \begin{bmatrix} w_k^p \\ z_k^p \end{bmatrix} \leq -\varepsilon \sum_{k=0}^{\infty} w_k^p{}^\top w_k^p \quad (33)$$

for all $w^p \in \ell_2$ and all uncertainties $\Delta \in \Sigma_\Delta$.

Definition 1 includes standard performance specifications such as, e.g., a bound on the closed-loop \mathcal{L}_2 -gain from w^p to z^p , which corresponds to the choice $Q_p = -\gamma^2 I$, $S_p = 0$, $R_p = I$, or closed-loop strict passivity of the channel $w^p \mapsto z^p$, which corresponds to $Q_p = 0$, $S_p = -I$, $R_p = 0$. We assume that the performance index is invertible and we denote its inverse by

$$\begin{bmatrix} \tilde{Q}_p & \tilde{S}_p \\ \tilde{S}_p^\top & \tilde{R}_p \end{bmatrix} := \begin{bmatrix} Q_p & S_p \\ S_p^\top & R_p \end{bmatrix}^{-1}.$$

Further, we assume that $\tilde{Q}_p \preceq 0$, which is the case for the most common performance specifications such as the examples given above. The following result provides a design procedure for state-feedback controllers with guaranteed robust quadratic performance of (28) for all $\Delta \in \Sigma_\Delta$.

Theorem 4. If Assumptions 1 and 2 hold and there exist $\mathcal{Y} \succ 0$, K , $\tau > 0$ and λ with $G(\lambda) \succeq 0$ such that (34) holds, then, for any $\Delta \in \Sigma_\Delta$, (28) with $u_k = Kx_k$ is stable and satisfies robust quadratic performance with index $\begin{bmatrix} Q_p & S_p \\ S_p^\top & R_p \end{bmatrix}$.

Proof. Using the full-block S-procedure [46], (34) implies

$$\begin{bmatrix} I & 0 \\ \mathcal{A}(\Delta)^\top & (C_p + D_p K)^\top \\ 0 & I \\ B_p^\top & 0 \end{bmatrix}^\top \times \begin{bmatrix} -\mathcal{Y} & 0 & 0 & 0 \\ 0 & \mathcal{Y} & 0 & 0 \\ 0 & 0 & -\tilde{R}_p & \tilde{S}_p^\top \\ 0 & 0 & \tilde{S}_p & -\tilde{Q}_p \end{bmatrix} \begin{bmatrix} \star & \star \\ \star & \star \\ \star & \star \\ \star & \star \end{bmatrix} \prec 0 \quad (35)$$

$$\begin{bmatrix} I & 0 & 0 \\ (A+BK)^\top & (C+DK)^\top & (C_p+D_pK)^\top \\ 0 & I & 0 \\ B_w^\top & 0 & 0 \\ 0 & 0 & I \\ B_p^\top & 0 & 0 \end{bmatrix}^\top \begin{bmatrix} -\mathcal{Y} & 0 & 0 & 0 & 0 & 0 \\ 0 & \mathcal{Y} & 0 & 0 & 0 & 0 \\ 0 & 0 & P(\lambda, \tau) & 0 & 0 & 0 \\ 0 & 0 & 0 & 0 & 0 & 0 \\ 0 & 0 & 0 & 0 & -\tilde{R}_p & \tilde{S}_p^\top \\ 0 & 0 & 0 & 0 & \tilde{S}_p & -\tilde{Q}_p \end{bmatrix} \begin{bmatrix} \star & \star & \star \\ \star & \star & \star \\ \star & \star & \star \\ \star & \star & \star \\ \star & \star & \star \\ \star & \star & \star \end{bmatrix} \prec 0 \quad (34)$$

for any Δ satisfying (24), where $\mathcal{A}(\Delta) := A + BK + B_w\Delta(C+DK)$. Applying the dualization lemma [36, Lemma 4.9] to (35), we infer that $\mathcal{X} := \mathcal{Y}^{-1} \succ 0$ satisfies

$$\begin{bmatrix} I & 0 \\ \mathcal{A}(\Delta) & B_p \\ 0 & I \\ C_p + D_pK & 0 \end{bmatrix}^\top \times \begin{bmatrix} -\mathcal{X} & 0 & 0 & 0 \\ 0 & \mathcal{X} & 0 & 0 \\ 0 & 0 & Q_p & S_p \\ 0 & 0 & S_p^\top & R_p \end{bmatrix} \begin{bmatrix} \star & \star \\ \star & \star \\ \star & \star \\ \star & \star \end{bmatrix} \prec 0 \quad (36)$$

for any Δ satisfying (24). It follows from standard arguments (compare [36], [43]) that this implies robust stability and quadratic performance of (28) under $u_k = Kx_k$ with index $\begin{bmatrix} Q_p & S_p \\ S_p^\top & R_p \end{bmatrix}$ for all Δ 's satisfying (24). Since $\tau > 0$ and $G(\lambda) \succeq 0$, any $\Delta \in \Sigma_\Delta$ satisfies (24) which proves the desired statement. \square

Since the uncertainty description (24) is of a *dual* form, involving Δ^\top instead of Δ , Theorem 4 formulates a design condition for the dual system. The synthesis inequality (34) is an immediate extension of the inequality (25) for stabilization, and it can also be interpreted as enforcing quadratic performance with index $\begin{bmatrix} -\tilde{R}_p & \tilde{S}_p^\top \\ \tilde{S}_p & -\tilde{Q}_p \end{bmatrix}$ for the *dual* system. It is essential in the proof of Theorem 4 to not simply dualize (34) in order to arrive at a condition for the original system since this would require restrictive inertia assumptions on the data-dependent matrix P_Δ^w . Instead, we first apply the full-block S-procedure with respect to the uncertainty bound (24) to the dual performance LMI and then we apply the dualization lemma to the resulting matrix inequality (35) for any fixed uncertainty Δ satisfying (24).

Defining $L = K\mathcal{Y}$ and applying the Schur complement, it is straightforward to reformulate (34) as an LMI, exactly as for the results in the previous sections. Thus, Theorem 4 provides a simple and direct design procedure for controllers with guaranteed closed-loop quadratic performance for all $\Delta \in \Sigma_\Delta$. Note that the performance is guaranteed as in (33), i.e., over an *infinite* time-horizon and for *arbitrary* disturbance inputs w^p not necessarily satisfying a bound such as $D \in \mathcal{D}$ in case that $w^p = d$. This is possible based on a single open-loop data trajectory of *finite* length, and by systematically combining this data trajectory with the available prior knowledge.

While a key motivation for the presented framework is to combine prior knowledge of model or uncertainty components with measured data, another highly relevant application is

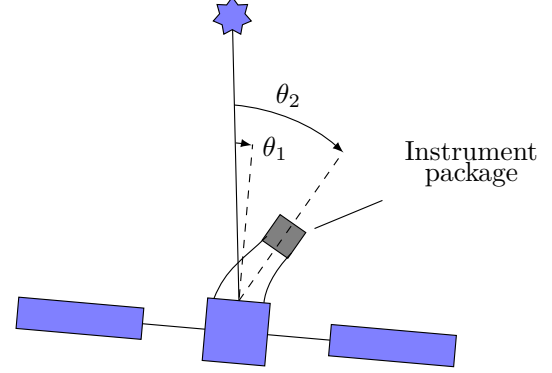


Fig. 3. Illustration of the satellite system in Example 5. This figure as well as the example are adapted from [47].

that of including filters in the performance channel for loop-shaping. In the following example, which is adapted from [47], we apply Theorem 4 to design a data-driven \mathcal{H}_∞ -loop-shaping controller for a simple satellite system.

Example 5. We consider a flexible satellite with pointing angle θ_1 carrying an instrument package at angle θ_2 , compare Figure 3. The dynamics of this system can be described via the following differential equation

$$\begin{bmatrix} \dot{\theta}_2 \\ \ddot{\theta}_2 \\ \dot{\theta}_1 \\ \ddot{\theta}_1 \end{bmatrix} = \begin{bmatrix} 0 & 1 & 0 & 0 \\ -\frac{k}{J_2} & -\frac{b}{J_2} & \frac{k}{J_2} & \frac{b}{J_2} \\ 0 & 0 & 0 & 1 \\ \frac{k}{J_1} & \frac{b}{J_1} & -\frac{k}{J_1} & -\frac{b}{J_1} \end{bmatrix} \begin{bmatrix} \theta_2 \\ \dot{\theta}_2 \\ \theta_1 \\ \dot{\theta}_1 \end{bmatrix} + \begin{bmatrix} 0 \\ \frac{1}{J_2} \\ 0 \\ 0 \end{bmatrix} d + \begin{bmatrix} 0 \\ 0 \\ 0 \\ \frac{1}{J_1} \end{bmatrix} u \quad (37)$$

with (unknown) parameters $J = 1$, $J_2 = 0.1$, $k = 0.91$, $b = 0.0036$. The control input u is a torque actuating the satellite and d is a torque disturbance. In order to preserve the structure of (37), we do not discretize the system directly but instead express it first as an LFT

$$\begin{aligned} \dot{x} &= \begin{bmatrix} 0 & 1 & 0 & 0 \\ 0 & 0 & 0 & 0 \\ 0 & 0 & 0 & 1 \\ 0 & 0 & 0 & 0 \end{bmatrix} x + \begin{bmatrix} 0 & 0 \\ 1 & 0 \\ 0 & 0 \\ 0 & 1 \end{bmatrix} w + \begin{bmatrix} 0 \\ 1 \\ 0 \\ 0 \end{bmatrix} \tilde{d}, \\ z &= \begin{bmatrix} I \\ 0 \end{bmatrix} x + \begin{bmatrix} 0 \\ 1 \end{bmatrix} u, \\ w &= \Delta_{tr} z \end{aligned} \quad (38)$$

with disturbance $\tilde{d} := \frac{d}{J_2}$ and uncertainty

$$\Delta_{tr} := \begin{bmatrix} -\frac{k}{J_2} & -\frac{b}{J_2} & \frac{k}{J_2} & \frac{b}{J_2} & 0 \\ \frac{k}{J_1} & \frac{b}{J_1} & -\frac{k}{J_1} & -\frac{b}{J_1} & \frac{1}{J_1} \end{bmatrix}.$$

Next, we compute an exact discretization of (38) with sampling time $0.05s$ leading to matrices \bar{A} , \bar{B} , \bar{C} , \bar{D} , \bar{B}_w , \bar{B}_d of a discrete-time LFT as in (1). Our goal is to design a controller which stabilizes the discretized system while rendering the influence of the disturbance \tilde{d} on the deviation of the angle θ_2 from zero and on the control input small. More precisely, we want to achieve a possibly small \mathcal{H}_∞ -norm of the channel $d \mapsto \begin{bmatrix} w_1(z)\theta_2 \\ w_2(z)u \end{bmatrix}$, where $w_1(z)$, $w_2(z)$ are (dynamic) filters that allow us to trade off the two objectives of tracking and robustness. We choose $w_1(z)$ as an exact discretization of the continuous-time low-pass filter $\tilde{w}_1(s) = \frac{0.5}{s+0.005}$, and $w_2(z)$ as constant transfer function $w_2(z) = 0.1$. Writing $x_{k+1}^f = A_1^f x_k^f + A_2^f x_k + B^f u_k$ for the dynamics of the filter $w_1(z)$, the combined dynamics of the discretized system and the filter can be brought to the form (1) by choosing

$$A = \begin{bmatrix} \bar{A} & 0 \\ A_2^f & A_1^f \end{bmatrix}, \quad B = \begin{bmatrix} \bar{B} \\ B^f \end{bmatrix}, \quad B_w = \begin{bmatrix} \bar{B}_w \\ 0 \end{bmatrix}, \\ B_d = \begin{bmatrix} \bar{B}_d \\ 0 \end{bmatrix}, \quad C = [\bar{C} \mid 0], \quad D = \bar{D}.$$

Moreover, a performance channel as in (28) according to the above specifications can be defined by choosing

$$B_p = B_d, \quad C_p = \begin{bmatrix} 0 & 1 \\ 0 & 0 \end{bmatrix}, \quad D_p = \begin{bmatrix} 0 \\ 0.1 \end{bmatrix}.$$

We generate data of length $N = 100$ for the discretization of (38) by sampling the input u_k and the disturbance \tilde{d}_k uniformly from $[-1, 1]$ and $\|\tilde{d}\|_2 \leq \bar{d}I$ for $\bar{d} = 5$, respectively. Based on Theorem 4, we can now design a static state-feedback controller with performance specification $\begin{bmatrix} Q_p & S_p \\ S_p^\top & R_p \end{bmatrix} = \begin{bmatrix} -\gamma^2 I & 0 \\ 0 & I \end{bmatrix}$ for the discretized closed-loop system, where $\gamma = 0.22$, i.e., we guarantee a closed-loop \mathcal{H}_∞ -norm of 0.22 for the channel $w^p \mapsto z^p$. The Bode plots of the continuous-time open-loop and closed-loop transfer functions are displayed in Figure 4 for frequencies below the Nyquist frequency. It is simple to verify that the design specifications are met, i.e., the depicted magnitude plots lie below those of the inverse filter dynamics w_1 , w_2 . To summarize, the proposed framework can exploit measured data to perform loop-shaping, which is a well-studied control problem leading to controllers with good closed-loop performance if the filters are chosen suitably [48]. In practical applications, it is rarely desirable to simply minimize the \mathcal{H}_2 - or \mathcal{H}_∞ -norm of a performance channel without shaping the spectral properties of this channel via filters. Hence, the presented results do not only provide a theoretical framework for merging data and prior knowledge, but they also allow us to develop controllers based on measured data with practically relevant design objectives.

D. Robust output-feedback design

In this section, we illustrate how the proposed framework can be used to design robust output-feedback controllers

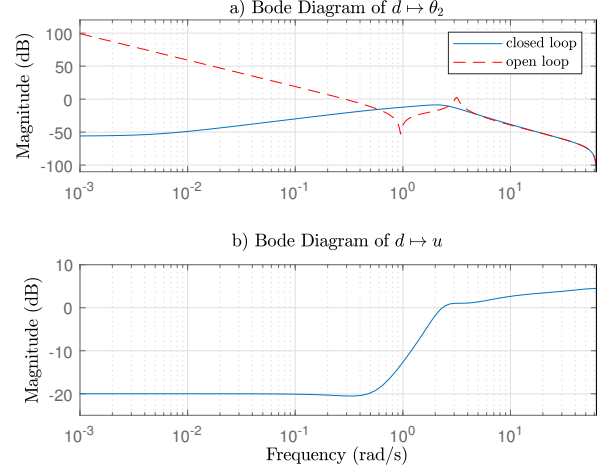


Fig. 4. Bode plot of the transfer function $w^p \mapsto z^p$ for Example 5. Subfigure a) shows the magnitude of the channel $d \mapsto \theta_2$ in open ($K = 0$) and closed loop, and Subfigure b) shows the magnitude of the closed-loop channel $d \mapsto u$.

based on noisy input-output measurements. More precisely, we consider systems of the form

$$y_k = A_1 y_{k-1} + \dots + A_n y_{k-n} + B_0 u_k + \dots + B_n u_{k-n} + B_d^0 d_k, \quad (39)$$

where y_k is the p -dim. output, u_k is the m -dim. input, d_k is an n_d -dim. disturbance, n is the system order, B_d^0 is known and has full column rank, and the matrices A_i, B_i are unknown. It is straightforward to see (compare, e.g., [18], [19], [49]) that (39) can be written equivalently as the state-space system (40) with the extended state $\xi_k = [u_{k-n}^\top \dots u_{k-1}^\top y_{k-n}^\top \dots y_{k-1}^\top]^\top$. Using that (40) contains both known components as well as unknown parameters in the last row, it can be written as the LFT

$$\xi_{k+1} = A \xi_k + B u_k + B_w w_k + B_d d_k, \quad (41a)$$

$$z_k = \begin{bmatrix} I \\ 0 \end{bmatrix} \xi_k + \begin{bmatrix} 0 \\ I \end{bmatrix} u_k, \quad (41b)$$

$$w_k = \Delta_{tr} z_k, \quad (41c)$$

where A, B, B_w, B_d are suitably defined known matrices and $\Delta_{tr} = [B_n \dots B_w \ A_n \dots A_1 \ B_0]$ plays the role of the uncertainty. Clearly, (41) is of the form (1) and the above matrices satisfy Assumption 2 such that all results in this section are applicable to the system (41). Suppose now that measurements of the input $\{u_k\}_{k=0}^{N-1}$ and the extended state $\{\xi_k\}_{k=0}^N$ are available, corresponding to input-output measurements of (39), and affected by an unknown noise sequence $\{\hat{d}_k\}_{k=0}^{N-1}$ satisfying a known bound $\hat{D} \in \mathcal{D}$ with \mathcal{D} as in (4). In the following, we illustrate how the proposed framework can be utilized to design robust state-feedback controllers $u_k = K \xi_k$ for (39) based on the measured data. Due to the above definition of ξ_k , such controllers correspond to dynamic output-feedback controllers of the form

$$u_k = K_1^u u_{k-1} + \dots + K_n^u u_{k-n} + K_1^y y_{k-1} + \dots + K_n^y y_{k-n}$$

$$\begin{bmatrix} u_{k-n+1} \\ \vdots \\ u_{k-1} \\ u_k \\ y_{k-n+1} \\ \vdots \\ y_{k-1} \\ y_k \end{bmatrix} = \begin{bmatrix} 0 & I & \dots & 0 & 0 & \dots & \dots & 0 \\ \vdots & \ddots & \ddots & \vdots & \vdots & \ddots & \ddots & \vdots \\ 0 & \ddots & \ddots & I & \vdots & \ddots & \ddots & \vdots \\ 0 & \dots & \dots & 0 & 0 & \dots & \dots & 0 \\ 0 & \dots & \dots & 0 & 0 & I & \dots & 0 \\ \vdots & \ddots & \ddots & \vdots & \vdots & \ddots & \ddots & \vdots \\ 0 & \dots & \dots & 0 & 0 & \dots & \dots & I \\ B_n & \dots & \dots & B_1 & A_n & \dots & \dots & A_1 \end{bmatrix} \begin{bmatrix} u_{k-n} \\ \vdots \\ u_{k-2} \\ u_{k-1} \\ y_{k-n} \\ \vdots \\ y_{k-2} \\ y_{k-1} \end{bmatrix} + \begin{bmatrix} 0 \\ \vdots \\ 0 \\ I \\ 0 \\ \vdots \\ 0 \\ B_0 \end{bmatrix} u_k + \begin{bmatrix} 0 \\ \vdots \\ 0 \\ 0 \\ 0 \\ \vdots \\ 0 \\ B_d^0 \end{bmatrix} d_k \quad (40)$$

with $K = [K_n^u \dots K_1^u \ K_n^y \dots K_1^y]$. We focus on controller design for closed-loop stability, but extensions to performance objectives as in Sections IV-B and IV-C are straightforward. With a slight abuse of notation, we denote the matrices containing the measurements of the extended state by

$$X = [\xi_0 \dots \xi_{N-1}], \quad X_+ = [\xi_1 \dots \xi_N],$$

and we let $P(\lambda, \tau)$ be defined as in (24) based on these data matrices. Additional prior knowledge on the unknown system parameters $[B_n \dots B_1 \ A_n \dots A_1 \ B_0]$ can be taken into account when defining $P(\lambda, \tau)$ to reduce conservatism exactly as in the previous sections for state-feedback design. The following result is an immediate consequence of Theorem 2.

Corollary 1. *Let Assumption 1 hold. If there exist $\mathcal{X} \succ 0$, $K \in \mathbb{R}^{m \times (m+p)n}$, $\tau > 0$ and λ with $G(\lambda) \succeq 0$ such that (25) holds, then (39) is stable under output-feedback*

$$u_k = K [u_{k-n}^\top \dots u_{k-1}^\top \ y_{k-n}^\top \dots y_{k-1}^\top]^\top$$

for all $[B_n \dots B_1 \ A_n \dots A_1 \ B_0] \in \Sigma_\Delta$.

The above result illustrates how robust output-feedback design fits naturally into the proposed framework since it reduces to a state-feedback control problem with a highly structured plant. A similar approach to data-driven output-feedback which is also based on an extended state vector is suggested in [19] but 1) no guarantees from noisy data are given and 2) the resulting number of design variables increases with the data length. It is important to point out that Corollary 1 is generally only of practical use if the order n of the system (39) is known. If an integer larger than n is taken to define the extended state ξ , the proposed LMI is usually not strictly feasible. More precisely, for $H(\lambda) = 0$ in (23), the LMI (25) implies $Q_\Delta = \begin{bmatrix} X \\ U \end{bmatrix} Q_d \begin{bmatrix} X \\ U \end{bmatrix}^\top \prec 0$ which requires that $\begin{bmatrix} X \\ U \end{bmatrix}$ has full row rank. In a noise-free setting, this condition can only be ensured if the state-space realization (40) is controllable from u for which ξ needs to be defined based on the last n inputs and outputs. On the other hand, in the presence of noise the matrix $\begin{bmatrix} X \\ U \end{bmatrix}$ usually has full row rank, but it may have very small singular values such that numerical problems occur if the extended state is not defined correctly. Nevertheless, the order of an unknown system can often be

estimated based on a singular value decomposition of Hankel matrices containing the input-output data such that the above approach may be applicable in a variety of practical scenarios. It is an interesting issue for future research to overcome the sketched limitations for robust output-feedback design within the present framework.

V. ROBUST CONTROLLER DESIGN USING SOS RELAXATION HIERARCHIES

In this section, we use sum-of-squares (SOS) programming techniques [38] to construct general and flexible relaxation hierarchies for the robust controller design problem tackled in Section IV. This allows us to 1) gradually improve the tightness of the proposed relaxations by building larger classes of multipliers, leading to asymptotically exact relaxation hierarchies, and 2) handle more general scenarios such as pointwise-in-time bounds $\|\hat{d}_k\|_2 \leq \bar{d}$ on the disturbance affecting the system (without translating them into full-block bounds as explained in Section II-B). If compared to the results in Section IV, the SOS-based approach in this section is more flexible, allowing for a more general problem formulation, and less conservative, leading to an improved closed-loop performance. In Section V-A, we first derive suitable data-dependent uncertainty bounds, which we then employ for robust controller design via SOS relaxations in Section V-B.

A. Uncertainty bounds for SOS programming

Throughout this section and in contrast to the previous ones, we assume that the disturbance affecting the system satisfies a general polynomial matrix inequality, i.e., $\hat{D} = [\hat{d}_0 \dots \hat{d}_{N-1}] \in \mathcal{D}$ where

$$\mathcal{D} = \{D \mid G_D(D) \succeq 0\} \quad (42)$$

for some matrix-valued polynomial $G_D(D)$. Clearly, (42) encompasses a significantly larger disturbance class with a more flexible description than the simple one in Assumption 1. As in the previous sections, the set of uncertainties consistent with the measured data and the prior knowledge is given by

$$\Sigma_\Delta = \{\Delta \in \Delta \mid M - B_w \Delta Z = B_d D, D \in \mathcal{D}\}. \quad (43)$$

In the following, we use measured data affected by a disturbance in (42) in order to compute a matrix-valued polynomial $G_{\text{data}}(\Delta)$ such that

$$\Sigma_\Delta = \{\Delta \in \Delta \mid G_{\text{data}}(\Delta) \succeq 0\}. \quad (44)$$

We consider two common disturbance descriptions. First, we note that Proposition 1 implies (44) for

$$G_{\text{data}}(\Delta) = \begin{bmatrix} \Delta^\top \\ I \end{bmatrix}^\top P_\Delta^w \begin{bmatrix} \Delta^\top \\ I \end{bmatrix},$$

assuming that the disturbance bound takes a simple quadratic form (Assumption 1). It is worth noting that, if multiple disturbance bounds as in Assumption 1 are available leading to different data-dependent bounds as in Proposition 1, they can be combined via diagonal augmentation to form a larger matrix polynomial $G_{\text{data}}(\Delta)$. This can be useful, e.g., if not only hard bounds on the disturbance but also dynamic properties such as periodicity are available. Next, we address another practically relevant noise description for which the noise sequence is bounded pointwise-in-time.

Assumption 3. *The noise generating sequence satisfies $\hat{D} \in \mathcal{D}$, where*

$$\mathcal{D} = \left\{ D \mid \begin{bmatrix} d_k^\top \\ I \end{bmatrix}^\top \begin{bmatrix} \bar{Q}_d & \bar{S}_d \\ \bar{S}_d^\top & \bar{R}_d \end{bmatrix} \begin{bmatrix} d_k^\top \\ I \end{bmatrix} \succeq 0, k = 0, \dots, N-1 \right\}, \quad (45)$$

for some known $\bar{Q}_d \in \mathbb{R}$, $\bar{S}_d \in \mathbb{R}^{1 \times n_d}$, $\bar{R}_d \in \mathbb{R}^{n_d \times n_d}$ and with $\bar{Q}_d < 0$.

Assumption 3 includes a norm bound $\|\hat{d}_k\|_2 \leq \bar{d}$ on the disturbance affecting the system as a simple special case with $\bar{Q}_d = -1$, $\bar{S}_d = 0$, $\bar{R}_d = \bar{d}^2 I$. For $k = 1, \dots, N$, we define

$$p_k^w := \begin{bmatrix} -Ze_k & 0 \\ B_w^\dagger Me_k & B_w^\dagger B_d \end{bmatrix} \begin{bmatrix} \bar{Q}_d & \bar{S}_d \\ \bar{S}_d^\top & \bar{R}_d \end{bmatrix} \begin{bmatrix} \star & \star \\ \star & \star \end{bmatrix}^\top,$$

where e_k is a column vector with a single 1 at position k and zeros elsewhere such that $De_{k+1} = d_k$. Further, we let

$$g_w(\Delta) := \left(I_N \otimes \begin{bmatrix} \Delta^\top \\ I \end{bmatrix} \right)^\top \text{diag}(p_1^w, \dots, p_N^w) \left(I_N \otimes \begin{bmatrix} \Delta^\top \\ I \end{bmatrix} \right).$$

Proposition 2. *If Assumptions 2 and 3 hold, then*

$$\Sigma_\Delta = \{\Delta \in \mathbf{\Delta} \mid g_w(\Delta) \succeq 0\}. \quad (46)$$

Proof. This can be shown similarly to Theorem 1 and Proposition 1. \square

Proposition 2 provides an alternative to Proposition 1 for the case of pointwise-in-time bounds on d_k (Assumption 3) instead of quadratic bounds on the full disturbance matrix D (Assumption 1). It is obviously possible to define matrices \bar{Q}_d , \bar{S}_d , \bar{R}_d based on \bar{Q}_d , \bar{S}_d , \bar{R}_d such that Assumption 3 implies Assumption 1. However, such an overbounding may lead to significant conservatism in Proposition 1 as will be illustrated in Example 6 below. Finally, it causes no difficulties to extend the present approach to time-dependent parameters $\bar{Q}_{d,k}$, $\bar{S}_{d,k}$, $\bar{R}_{d,k}$, $k = 0, \dots, N-1$.

Let us now assume that an a priori constraint of the form $\Delta = \{\Delta \mid G_{\text{prior}}(\Delta) \succeq 0\}$ for some polynomial matrix function $G_{\text{prior}}(\Delta)$ is available, generalizing the quadratic prior bounds (3) considered in the previous sections. This knowledge can be combined with the data-dependent bound (44)

via diagonal augmentation to parametrize all uncertainties consistent with the data and the prior knowledge, i.e.,

$$\Sigma_\Delta = \{\Delta \mid G_\Delta(\Delta) \succeq 0\} \quad (47)$$

for $G_\Delta(\Delta) = \text{diag}(G_{\text{data}}(\Delta), G_{\text{prior}}(\Delta)) \in \mathbb{R}^{n_G \times n_G}$.

B. SOS programming for robust controller design

In this section, we apply SOS relaxation techniques to construct multipliers for (47) which can yield significant closed-loop performance improvements if compared to the S-procedure relaxations in Section IV. First, we recall existing results on the full-block S-procedure [46] and matrix SOS relaxation hierarchies [38]. In the context of robust control, a wide variety of design objectives for LFTs of the form (1) can be written as a feasibility problem

$$F(Y, \Delta) \prec 0 \text{ for all } \Delta \in \Sigma_\Delta \quad (48)$$

with decision variable Y and where $F(Y, \Delta)$ is a linear fractional representation (compare [35], [36]) defined as

$$F(Y, \Delta) = \tilde{D}(Y) + \tilde{C}(Y)\Delta^\top(I - \tilde{A}\Delta^\top)^{-1}\tilde{B}$$

in which $\tilde{C}(Y)$, $\tilde{D}(Y)$ are linear in Y . Note that we use Δ^\top to define F in analogy to the dual bounds appearing throughout Section IV. Assuming that Σ_Δ is compact, the full-block S-procedure [46] implies that

$$\det(I - \tilde{A}\Delta^\top) \neq 0 \text{ and } F(Y, \Delta) \prec 0 \text{ for all } \Delta \in \Sigma_\Delta$$

holds if and only if there exists a multiplier P such that

$$\begin{bmatrix} \Delta^\top \\ I \end{bmatrix}^\top P \begin{bmatrix} \Delta^\top \\ I \end{bmatrix} \succeq 0 \text{ for all } \Delta \in \Sigma_\Delta, \quad (49a)$$

$$\begin{bmatrix} \star \\ \star \end{bmatrix}^\top P \begin{bmatrix} I & 0 \\ \tilde{A} & \tilde{B} \end{bmatrix} + \begin{bmatrix} \star \\ \star \end{bmatrix}^\top \begin{bmatrix} 0 & I \\ I & 0 \end{bmatrix} \begin{bmatrix} \tilde{C}(Y) & \tilde{D}(Y) \end{bmatrix} \prec 0. \quad (49b)$$

Note that (49) is an LMI feasibility problem but (49a) contains infinitely many constraints. Therefore, one usually tries to construct an explicit LMI-based inner approximation of the set of multipliers P satisfying (49a), in which case sufficient conditions for feasibility of (48) can be given in terms of finitely many LMIs. Indeed, the results presented in Section IV are easily brought to the above form with $P(\lambda, \tau)$ in (24) playing the role of the multiplier P which is parametrized by λ satisfying $G(\lambda) \succeq 0$ and a scalar variable $\tau > 0$. In the following, we recall how matrix SOS relaxations [38] can be used to systematically construct multipliers satisfying (49a).

SOS methods provide a powerful framework for solving general polynomial optimization problems using semidefinite programming by reformulating polynomial definiteness constraints as SOS constraints [38], [50], [51], [52], [53]. We say that a polynomial matrix $S(\delta) \in \mathbb{R}^{n_S \times n_S}$ is SOS in $\delta \in \mathbb{R}^{n_\delta}$ if there exists a polynomial matrix $T(\delta)$ such that

$$S(\delta) = T(\delta)^\top T(\delta).$$

It is well-known that being SOS is a sufficient but generally not necessary condition for global positive semidefiniteness of $S(\delta)$. Given linearly independent monomials in $a(\delta) =$

$[a_1(\delta) \ \dots \ a_{n_a}(\delta)]^\top$, it can be verified whether a matrix $S(\delta)$ is SOS by searching for a matrix $\bar{S} \succeq 0$ such that

$$S(\delta) = (a(\delta) \otimes I_{n_s})^\top \bar{S} (a(\delta) \otimes I_{n_s}), \quad (50)$$

which in turn amounts to solving a semidefinite program. Throughout this section, we consider Δ as an affine function in some parameter vector $\delta \in \mathbb{R}^{n_\delta}$, i.e., $\Delta(\delta)$, and we construct relaxations which are SOS in δ . This is not restrictive and also holds, e.g., if Δ contains full matrix blocks, although the size of δ and thus of the proposed SOS relaxation can be large. We denote the set of all uncertainty parameters δ for which $\Delta(\delta)$ is consistent with the available prior knowledge and data by

$$\Sigma_\delta := \{\delta \mid \Delta(\delta) \in \Sigma_\Delta\} \stackrel{(47)}{=} \{\delta \mid G_\Delta(\Delta(\delta)) \succeq 0\}. \quad (51)$$

Following [38], we define the bilinear mapping $(\cdot, \cdot)_p : \mathbb{R}^{p n_G \times p n_G} \times \mathbb{R}^{n_G \times n_G} \rightarrow \mathbb{R}^{p \times p}$ as $(A, B)_p = \text{tr}_p(A^\top (I_p \otimes B))$, where

$$\text{tr}_p(C) := \begin{bmatrix} \text{tr}(C_{11}) & \dots & \text{tr}(C_{1p}) \\ \vdots & \ddots & \vdots \\ \text{tr}(C_{p1}) & \dots & \text{tr}(C_{pp}) \end{bmatrix}.$$

Consider now the problem of finding an SOS polynomial $S(\delta)$ such that

$$\begin{bmatrix} \Delta(\delta)^\top \\ I \end{bmatrix}^\top P \begin{bmatrix} \Delta(\delta)^\top \\ I \end{bmatrix} - (S(\delta), G_\Delta(\Delta(\delta)))_{n_w} \quad (52)$$

is SOS in δ . In [38], it is shown that this problem is equivalent to feasibility of (49a), assuming that a constraint qualification of the following form holds.

Assumption 4. *There exist $\nu \in \mathbb{R}$ and an SOS matrix $\Psi(\delta)$ such that $\nu^2 - \|\delta\|_2^2 - \text{tr}(\Psi(\delta)G_\Delta(\Delta(\delta)))$ is SOS in δ .*

Assumption 4 requires that Σ_Δ is compact [38]. The following result combines the uncertainty bounds derived in Section V-A with the full-block S-procedure [46] and the results of [38] to design robust controllers with closed-loop stability guarantees.

Corollary 2. *Let Σ_δ be described as in (51) with $G_\Delta(\Delta(\delta))$ satisfying (51) and suppose Assumption 4 holds. Then, there exist $\mathcal{X} \succ 0$, $K \in \mathbb{R}^{m \times n}$ such that*

$$\mathcal{A}(\Delta(\delta))^\top \mathcal{X} \mathcal{A}(\Delta(\delta)) - \mathcal{X} \prec 0 \quad \forall \delta \in \Sigma_\delta, \quad (53)$$

where $\mathcal{A}(\Delta) := A + BK + B_w \Delta(C + DK)$ if and only if there exist $\mathcal{X} \succ 0$, $K \in \mathbb{R}^{m \times n}$, an SOS matrix $S(\delta)$ and a multiplier P such that (55) holds and

$$\begin{bmatrix} \Delta(\delta)^\top \\ I \end{bmatrix}^\top P \begin{bmatrix} \Delta(\delta)^\top \\ I \end{bmatrix} - (S(\delta), G_\Delta(\Delta(\delta)))_{n_w} \quad (54)$$

is SOS in δ .

Proof. Using the full-block S-procedure [46], (53) holds if and only if (55) holds and

$$\begin{bmatrix} \Delta(\delta)^\top \\ I \end{bmatrix}^\top P \begin{bmatrix} \Delta(\delta)^\top \\ I \end{bmatrix} \succeq 0$$

for all $\delta \in \Sigma_\delta$. It follows from [38, Theorem 1] that the latter condition is, in turn, equivalent to the existence of an SOS

matrix $S(\delta)$ such that (54) is SOS in δ , which proves the desired statement. \square

Corollary 2 provides an *equivalent* condition for feasibility of (53) which means robust stability of (1) under state-feedback for all $\delta \in \Sigma_\delta$ with a common quadratic Lyapunov function. Thus, in contrast to Theorem 2, Corollary 2 can effectively exploit all available information on prior knowledge and data for non-conservative robust controller design. It is worth noting that the result holds true for general polynomial uncertainty parametrizations (47), although we mainly focus on parametrizations based on Propositions 1 and 2 in this paper. The matrix $S(\delta)$ plays the role of a multiplier, similar to τ in (24), and it can be chosen as an SOS polynomial matrix with a user-specified degree [38]. Similarly, the condition that (54) is SOS can be verified for a fixed basis of monomials using, e.g., the SOS module in Yalmip [44]. While fixing the order of the multiplier $S(\delta)$ only leads to sufficient conditions for closed-loop stability, the relaxation gap can be decreased arbitrarily by increasing the order of $S(\delta)$ at the price of larger computational complexity, thus providing a systematic approach for building relaxation hierarchies. The constructed relaxation is asymptotically exact in the sense that it is equivalent to the original robust control problem if the order of $S(\delta)$ goes to infinity. Corollary 2 can be trivially adapted to controller design for closed-loop \mathcal{H}_2 - and quadratic performance.

Finally, it is straightforward to combine the SOS relaxation proposed in this section with the S-procedure relaxation of Section IV to reduce conservatism while, at the same time, keeping the computational demand at an acceptable level. For instance, suppose the uncertainty is structured as

$$\Delta = \text{diag}(\Delta_1, \dots, \Delta_{\ell_f}, \Delta_s(\delta))$$

with full blocks Δ_i and a structured block $\Delta_s(\delta)$ parametrized by δ which contains, e.g., repeated scalar uncertainties. We can then construct multipliers in (49a) by including prior bounds on Δ_i or data-based bounds on Δ (cf. Proposition 1) via an S-procedure relaxation while at the same time including prior bounds on $\Delta_s(\delta)$ via SOS multipliers.

Example 6. *We revisit Example 4 and design robust \mathcal{H}_2 -controllers based on SOS relaxations to illustrate the improvement if compared to the simple S-procedure relaxations of Section IV. More precisely, we consider the same setting as in “scenario 2)” in Example 4, with the exception that the considered data trajectory is significantly shorter, i.e., $N = 5$ instead of $N = 200$. Moreover, instead of translating the noise bound $|\hat{d}_k| \leq \bar{d}$ into a single quadratic matrix inequality, we leverage the fact that it holds pointwise-in-time in order to obtain an uncertainty parametrization as in Proposition 2. Finally, we consider the noise level $\bar{d} = 0.1$.*

Solving the synthesis conditions in Theorem 3, where $P(\lambda, \tau)$ is replaced by a multiplier P such that (54) is SOS in δ for some 2nd order SOS polynomial $S(\delta)$, we obtain a state-feedback controller with guaranteed closed-loop \mathcal{H}_2 -performance of 13.7. Thus, we obtain a significant performance improvement (13.7 instead of 26.5) if compared to controller design based on Theorem 3, while at the same

$$\left[\begin{array}{cc|cc} I & 0 & -\mathcal{X} & 0 \\ (A+BK)^\top & (C+DK)^\top & 0 & \mathcal{X} \\ \hline 0 & I & 0 & 0 \\ B_w^\top & 0 & 0 & P \end{array} \right]^\top \left[\begin{array}{cc|cc} I & 0 & (A+BK)^\top & 0 \\ (A+BK)^\top & (C+DK)^\top & 0 & I \\ \hline 0 & I & B_w & 0 \end{array} \right] < 0 \quad (55)$$

time reducing the number of required data samples from 200 to 5. It should be pointed out that the performance of a controller resulting from Theorem 3 also improves significantly (robust closed-loop \mathcal{H}_2 -norm of 16.5) if only $N = 5$ data points are used instead of 200. This is due to the fact that the uncertainty parametrization in Proposition 1 only provides a (possibly conservative) over-approximation of the uncertainties consistent with the data since the quadratic disturbance bound in Section II-B does not represent the bound $|\hat{d}_k| \leq \bar{d}$ exactly.

To analyze this issue in more detail, we compare the uncertainty sets computed based on Propositions 1 and 2, i.e., based on the noise bounds provided by Assumptions 1 and 3, respectively. Since only the first state is affected by the disturbance, the second entry of Δ_{tr} can be computed exactly, independently of the noise bound. Therefore, we only analyze the projection of Σ_Δ onto its first entry denoted by Σ_Δ^1 . The following table provides intervals for Σ_Δ^1 depending on the data length N which are computed based on Proposition 1 and Assumption 1 with $Q_d = -I$, $S_d = 0$, $R_d = \bar{d}^2 NI$, and based on Proposition 2 and Assumption 3 with $\bar{Q}_d = -I$, $\bar{S}_d = 0$, $\bar{R}_d = \bar{d}^2 I$.

N	Σ_Δ^1 from Prop. 1	Σ_Δ^1 from Prop. 2
1	$[-0.51, 0.51]$	$[-0.51, 0.51]$
2	$[0.19, 0.51]$	$[0.21, 0.51]$
5	$[0.25, 0.48]$	$[0.39, 0.41]$
10	$[0.3, 0.51]$	$[0.39, 0.41]$
50	$[0.26, 0.51]$	0.4
200	$[0.27, 0.51]$	0.4

First, note that Σ_Δ^1 always lies in $[-0.51, 0.51]$ which can be explained by the prior uncertainty bound $\Delta \Delta^\top \preceq 0.35$. Exploiting the pointwise-in-time noise bound as in Proposition 2 leads to a smaller uncertainty set as long as $N > 1$ since any additional data point shrinks the set Σ_Δ . On the other hand, if Σ_Δ is computed based on a noise matrix bound as in Proposition 1, then the resulting set of consistent uncertainties does not necessarily shrink if additional data points are included. This illustrates that exploiting the specific noise structure via the parametrization provided by Proposition 2 can lead to a dramatic reduction of the uncertainty. The resulting uncertainty bound can then be employed for robust controller design via SOS programming in a non-conservative fashion, thus leading to a significant improvement in closed-loop performance if compared to the results in Section IV.

VI. CONCLUSION

In this paper, we presented a novel and flexible framework for systematically combining prior knowledge and measured data using robust control theory. We showed that a single input-state data trajectory affected by noise can be employed

to compute tight uncertainty bounds in an LFT setting. These bounds were applied to design controllers with robust stability and performance guarantees using the S-procedure and the dualization lemma, and they were extended to robust output-feedback design from noisy input-output data. Further, we provided SOS relaxation hierarchies which gradually reduce conservatism and hence improve performance under general assumptions on the disturbance bound. Throughout the paper, we demonstrated the validity of the proposed approach with a number of examples, showcasing how simultaneously exploiting measured data and prior knowledge leads to superior performance if compared to purely data-driven approaches.

REFERENCES

- [1] L. Ljung, *System Identification: Theory for the User*. Prentice-Hall, Englewood Cliffs, NJ, 1987.
- [2] S. Dean, H. Mania, N. Matni, B. Recht, and S. Tu, "On the sample complexity of the linear quadratic regulator," *Foundations of Computational Mathematics*, 2019, <https://doi.org/10.1007/s10208-019-09426-y>.
- [3] N. Matni, A. Proutiere, A. Rantzer, and S. Tu, "From self-tuning regulators to reinforcement learning and back again," in *Proc. Conference on Decision and Control*, 2019, pp. 3724–3740.
- [4] N. Matni and S. Tu, "A tutorial on concentration bounds for system identification," in *Proc. Conference on Decision and Control*, 2019, pp. 3741–3749.
- [5] G. Belforte, B. Bona, and V. Cerone, "Parameter estimation algorithms for a set-membership description of uncertainty," *Automatica*, vol. 26, no. 5, pp. 887–898, 1990.
- [6] M. Milanese and A. Vicino, "Optimal estimation theory for dynamic systems with set membership uncertainty: an overview," *Automatica*, vol. 27, no. 6, pp. 997–1009, 1991.
- [7] Z.-S. Hou and Z. Wang, "From model-based control to data-driven control: Survey, classification and perspective," *Information Sciences*, vol. 235, pp. 3–35, 2013.
- [8] M. C. Campi, A. Lecchini, and S. M. Savaresi, "Virtual reference feedback tuning: a direct method for the design of feedback controllers," *Automatica*, vol. 38, no. 8, pp. 742–753, 2002.
- [9] R. L. Kosut, "Uncertainty model unfalsification for robust adaptive control," *Annual Reviews in Control*, vol. 25, pp. 65–76, 2001.
- [10] H. Hjalmarsson, M. Gevers, S. Gunnarsson, and O. Lequin, "Iterative feedback tuning: theory and applications," *IEEE Control Systems Magazine*, vol. 18, no. 4, pp. 26–41, 1998.
- [11] A. Karimi and C. Kammer, "A data-driven approach to robust control of multivariable systems by convex optimization," *Automatica*, vol. 85, pp. 227–233, 2017.
- [12] A. Aswani, H. Gonzalez, S. S. Sastry, and C. Tomlin, "Provably safe and robust learning-based model predictive control," *Automatica*, vol. 49, no. 5, pp. 1216–1226, 2013.
- [13] F. Berkenkamp, M. Turchetta, A. Schoellig, and A. Krause, "Safe model-based reinforcement learning with stability guarantees," in *Advances in Neural Information Processing Systems*, 2017, pp. 908–918.
- [14] J. C. Willems, P. Rapisarda, I. Markovsky, and B. De Moor, "A note on persistency of excitation," *Systems & Control Letters*, vol. 54, pp. 325–329, 2005.
- [15] T. M. Maupong, J. C. Mayo-Maldonado, and P. Rapisarda, "On Lyapunov functions and data-driven dissipativity," *IFAC-PapersOnLine*, vol. 50, no. 1, pp. 7783–7788, 2017.
- [16] A. Romer, J. Berberich, J. Köhler, and F. Allgöwer, "One-shot verification of dissipativity properties from input-output data," *IEEE Control Systems Letters*, vol. 3, no. 3, pp. 709–714, 2019.

- [17] A. Koch, J. Berberich, J. Köhler, and F. Allgöwer, “Determining optimal input-output properties: A data-driven approach,” *arXiv:2002.03882*, 2020.
- [18] A. Koch, J. Berberich, and F. Allgöwer, “Provably robust verification of dissipativity properties from data,” *arXiv:2006.05974*, 2020.
- [19] C. De Persis and P. Tesi, “Formulas for data-driven control: Stabilization, optimality and robustness,” *IEEE Transactions on Automatic Control*, vol. 65, no. 3, pp. 909–924, 2020.
- [20] —, “Low-complexity learning of linear quadratic regulators from noisy data,” *arXiv:2005.01082*, 2020.
- [21] J. Berberich, A. Koch, C. W. Scherer, and F. Allgöwer, “Robust data-driven state-feedback design,” in *Proc. American Control Conference*, 2020, pp. 1532–1538.
- [22] H. J. van Waarde, J. Eising, H. L. Trentelman, and M. K. Camlibel, “Data informativity: a new perspective on data-driven analysis and control,” *IEEE Transactions on Automatic Control*, 2020, doi: 10.1109/TAC.2020.2966717.
- [23] H. J. van Waarde, M. Kanat Camlibel, and M. Mesbahi, “From noisy data to feedback controllers: non-conservative design via a matrix S-lemma,” *arXiv:2006.00870*, 2020.
- [24] N. Monshizadeh, “Amidst data-driven model reduction and control,” *IEEE Control Systems Letters*, vol. 4, no. 4, pp. 833–838, 2020.
- [25] J. G. Rueda-Escobedo and J. Schiffer, “Data-driven internal model control of second-order discrete Volterra systems,” *arXiv:2003.14158*, 2020.
- [26] I. Markovsky and P. Rapisarda, “On the linear quadratic data-driven control,” in *Proc. European Control Conference*, 2007, pp. 5313–5318.
- [27] —, “Data-driven simulation and control,” *International Journal of Control*, vol. 81, no. 12, pp. 1946–1959, 2008.
- [28] H. Yang and S. Li, “A data-driven predictive controller design based on reduced hankel matrix,” in *Proceedings of the 10th Asian Control Conference*, 2015, pp. 1–7.
- [29] J. Coulson, J. Lygeros, and F. Dörfler, “Data-enabled predictive control: in the shallows of the DeePC,” in *Proc. European Control Conference*, 2019, pp. 307–312.
- [30] J. Berberich, J. Köhler, M. A. Müller, and F. Allgöwer, “Data-driven model predictive control with stability and robustness guarantees,” *IEEE Transactions on Automatic Control*, 2021, doi: 10.1109/TAC.2020.3000182.
- [31] —, “Robust constraint satisfaction in data-driven MPC,” in *Proc. Conference on Decision and Control*, 2020, accepted, preprint online: *arXiv:2003.06808*.
- [32] J. Coulson, J. Lygeros, and F. Dörfler, “Distributionally robust chance constrained data-enabled predictive control,” *arXiv:2006.01702*, 2020.
- [33] C. E. Rasmussen and C. K. I. Williams, *Gaussian Processes for Machine Learning*. MIT Press, 2006.
- [34] S. Formentin, D. Piga, R. Tóth, and S. M. Savarese, “Direct learning of LPV controllers from data,” *Automatica*, vol. 65, pp. 98–110, 2016.
- [35] K. Zhou, J. C. Doyle, and K. Glover, *Robust and optimal control*. Prentice-Hall, Inc., Englewood Cliffs, N.J., 1996.
- [36] C. W. Scherer and S. Weiland, *Linear Matrix Inequalities in Control*, 3rd ed. New York: Springer-Verlag, 2000.
- [37] C. W. Scherer, “Relaxations for robust linear matrix inequality problems with verifications for exactness,” *SIAM Journal on Matrix Analysis and Applications*, vol. 27, no. 2, pp. 365–395, 2005.
- [38] C. W. Scherer and C. W. J. Hol, “Matrix sum-of-squares relaxations for robust semi-definite programs,” *Mathematical Programming*, vol. 107, pp. 189–211, 2006.
- [39] C. W. Scherer, “LMI relaxations in robust control,” *European Journal of Control*, vol. 12, no. 1, pp. 3–29, 2006.
- [40] T. Holicki, C. W. Scherer, and S. Trimpe, “Controller design via experimental exploration with robustness guarantees,” *IEEE Control Systems Letters*, vol. 5, no. 2, pp. 641–646, 2020.
- [41] R. D’Andrea, “Convex and finite-dimensional conditions for controller synthesis with dynamic integral constraints,” *IEEE Transactions on Automatic Control*, vol. 46, no. 2, pp. 222–234, 2001.
- [42] S. Boyd and L. Vandenberghe, *Convex Optimization*. Cambridge University Press, 2004.
- [43] C. W. Scherer, “Robust mixed control and linear parameter-varying control with full-block scalings,” in *Advances in Linear Matrix Inequality Methods in Control*. SIAM: Philadelphia, 2000, pp. 187–207.
- [44] J. Löfberg, “Yalmip: a toolbox for modeling and optimization in matlab,” in *Proceedings of the IEEE International Conference on Robotics and Automation*, 2004, pp. 284–289.
- [45] MOSEK ApS. (2015) The MOSEK optimization toolbox for MATLAB manual, version 7.1 (revision 28).
- [46] C. W. Scherer, “LPV control and full block multipliers,” *Automatica*, vol. 37, no. 3, pp. 361–375, 2001.
- [47] G. F. Franklin, J. D. Powell, and A. F. Emami-Naeini, *Feedback Control of Dynamic Systems*, 8th ed. Pearson, 2019.
- [48] S. Skogestad and I. Postlethwaite, *Multivariable Feedback Control*. John Wiley & Sons, New York, 1996.
- [49] G. C. Goodwin and K. S. Sin, *Adaptive filtering prediction and control*. Courier Corporation, 2014.
- [50] M. Kojima, “Sums of squares relaxations of polynomial semidefinite programs,” *Technical report, Tokyo Institute of Technology*, 2003.
- [51] M. Kojima and M. Muramatsu, “An extension of sums of squares relaxations to polynomial optimization problems over symmetric cones,” *Technical report, Tokyo Institute of Technology*, 2004.
- [52] P. Parrilo, “Structured semidefinite programs and semialgebraic geometry methods in robustness and optimization,” Ph.D. dissertation, California Institute of Technology, 2000.
- [53] P. Parrilo and B. Sturmfels, “Minimizing polynomial functions,” in *Algorithmic and Quantitative Real Algebraic Geometry, volume 60*, AMS, Providence, RI, 2001, pp. 83–99.



Julian Berberich received the Master’s degree in Engineering Cybernetics from the University of Stuttgart, Germany, in 2018. Since 2018, he has been a Ph.D. student at the *Institute for Systems Theory and Automatic Control* under supervision of Prof. Frank Allgöwer and a member of the International Max-Planck Research School (IMPRS). His research interests are in the area of data-driven system analysis and control.



Carsten W. Scherer received his Ph.D. degree in mathematics from the University of Würzburg (Germany) in 1991. In 1993, he joined Delft University of Technology (The Netherlands) where he held positions as an assistant and associate professor. From December 2001 until February 2010 he was a full professor within the Delft Center for Systems and Control at Delft University of Technology. Since March 2010 he holds the SimTech Chair for Mathematical Systems Theory in the Department of Mathematics at the University of Stuttgart (Germany).

Dr. Scherer acted as the chair of the IFAC technical committee on Robust Control (2002–2008), and he has served as an associated editor for the *IEEE Transactions on Automatic Control*, *Automatica*, *Systems and Control Letters* and the *European Journal of Control*. Since 2013 he is an IEEE fellow “for contributions to optimization-based robust controller synthesis”.

Dr. Scherer’s main research activities cover various topics in applying optimization techniques for developing new advanced controller design algorithms and their application to mechatronics and aerospace systems.



Frank Allgöwer is professor of mechanical engineering at the University of Stuttgart, Germany, and Director of the *Institute for Systems Theory and Automatic Control (IST)* there.

Frank is active in serving the community in several roles: Among others he has been President of the International Federation of Automatic Control (IFAC) for the years 2017–2020, Vice-president for Technical Activities of the IEEE Control Systems Society for 2013/14, and Editor of the journal *Automatica* from 2001 until 2015. From 2012 until 2020 Frank

served in addition as Vice-president for the German Research Foundation (DFG), which is Germany’s most important research funding organization. His research interests include predictive control, data-based control, networked control, cooperative control, and nonlinear control with application to a wide range of fields including systems biology.