

# Self-Supervised Scale Recovery for Monocular Depth and Egomotion Estimation

Brandon Wagstaff and Jonathan Kelly

**Abstract**—The self-supervised loss formulation for jointly training depth and egomotion neural networks with monocular images is well studied and has demonstrated state-of-the-art accuracy. One of the main limitations of this approach, however, is that the depth and egomotion estimates are only determined up to an unknown scale. In this paper, we present a novel *scale recovery loss* that enforces consistency between a known camera height and the estimated camera height, generating metric (scaled) depth and egomotion predictions. We show that our proposed method is competitive with other scale recovery techniques (i.e., pose supervision and stereo left/right consistency constraints). Further, we demonstrate how our method facilitates network retraining within new environments, whereas other scale-resolving approaches are incapable of doing so. Notably, our egomotion network is able to produce more accurate estimates than a similar method that only recovers scale at test time.

## I. INTRODUCTION

Visual odometry (VO), or visual egomotion estimation, is a well-studied topic with a rich history [1]. One of the known difficulties with monocular VO specifically, however, is that the true scale of the scene (relative to a known reference) cannot be resolved. Consequently, both the estimated scene depths and the estimated distance travelled between adjacent image frames are only determined up to an unknown scale factor. Furthermore, this scale factor is prone to drift over time, and so a constant scale factor correction is not usually appropriate. Although simultaneous localization and mapping (SLAM) algorithms can mitigate scale drift through loop closure detection, extreme scale drift may cause loop closure to fail and may lead to irreversible errors during the map-building process [2].

While several existing techniques aim to resolve the scale factor ambiguity by incorporating *a priori* scene information (e.g., known object sizes, or known camera height above the ground plane) into classical VO algorithms, this type of hand-engineering is challenging to tune for performance [3]. An alternative solution is to resolve the metric scale factor through data-driven learning. Neural networks trained end-to-end are able to map directly from raw image pairs to inter-frame egomotion predictions and, when ground truth labels (e.g., depths or poses) are available, can produce metrically-scaled outputs [4]–[6]. However, since acquiring ground truth labels is often both onerous and expensive, the amount of data that can be used to train the network is limited. Furthermore, because ground truth training labels are not available

at test time, newly-collected data cannot be used to update the network weights through online retraining. Learning-based systems are known to be unreliable outside of their training distribution [7], and hence the ability to update the network through retraining is important to enable long-term autonomy. For these reasons, self-supervised methods [8] have been proposed that jointly train depth and egomotion networks without requiring ground truth.

In the self-supervised loss formulation, a photometric reconstruction loss is employed during training. Although the self-supervised paradigm has evolved significantly recently and now yields state-of-the-art dense depth predictions, the network outputs remain *unscaled*. This is because there is no metric information (e.g., from depth or pose labels) available during the training process.

Herein, we propose to use a *scale recovery loss* that resolves metric scale by ensuring that the estimated camera height (over the ground plane) is the same as the *a priori* known camera height. To the best of the authors’ knowledge, our self-supervised learning-based system is the first to be able to produce scaled (metric) depth and egomotion estimates while only requiring monocular (as opposed to stereo) images during training. To enable the use of our novel scale recovery loss, we extract the ground plane from each training image and determine its normal and offset (i.e., camera height) through a least squares technique. The scale recovery loss then forces the estimated camera height to be consistent with the known camera height. By doing so, we can inject metric information into the training process, which in turn causes the depth and egomotion networks to produce metrically scaled predictions that remain properly scaled at test time. Importantly, no ground plane segmentation is required at test time, unlike existing scale recovery methods [9]. In summary, our main contributions are:

- 1) a framework for training a self-supervised ground plane segmentation network,
- 2) a novel loss function that enforces metrically-scaled depth and egomotion estimates without requiring ground truth labels or stereo images during training,
- 3) comprehensive experiments showing that our loss functions can be used to train depth and egomotion networks to regress *scaled* predictions and furthermore can facilitate network retraining with a small amount of data collected online, and
- 4) an open source implementation of our algorithm.<sup>1</sup>

All authors are with the Space & Terrestrial Autonomous Robotic Systems (STARS) Laboratory at the University of Toronto Institute for Aerospace Studies (UTIAS), Toronto, Ontario, Canada, M3H 5T6. Email: <first name>. <last name>@robotics.utias.utoronto.ca

<sup>1</sup>See [https://github.com/utiasSTARS/learned\\_scale\\_recovery](https://github.com/utiasSTARS/learned_scale_recovery) for supplementary material and our open source code archive.

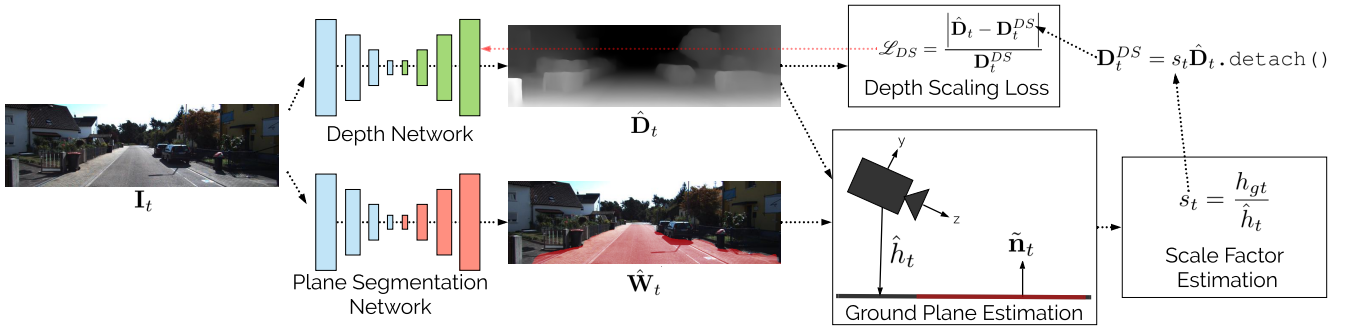


Fig. 1: Illustration of the depth scaling portion of our novel scale recovery loss. For each training image, the scale factor is computed by comparing the estimated camera height to the known camera height; by enforcing the scale factor to converge to unity during training (through our proposed scale recovery loss), the network predictions become metrically scaled.

## II. RELATED WORK

For monocular VO, accurate scale recovery, that is, the process of making relative depth and egomotion predictions consistent with metric, ground truth measurements, remains an active area of research. In this section, we describe existing methods in the literature for both classical and learning-based egomotion estimation.

### A. Scale Recovery in Classical Systems

Lack of metric scale and scale drift are known problems for classical monocular VO estimators. Indeed, popular systems such as ORB-SLAM2 [10] are prone to scale drift. The VO subsystem of ORB-SLAM2 relies on bundle adjustment and loop closure to enforce a constant scale factor over the complete trajectory, but is not able to resolve metric scale.

Several methods [11]–[15] attempt to determine the metric scale at test time by detecting the ground plane and comparing the estimated camera height (relative to the ground plane) with the known camera height. We draw inspiration from these methods but note that they have some key limitations. Many of the algorithms [11], [13], [15] assume that the ground plane appears within a pre-defined image region, which is problematic when the ground plane is not visible (e.g., when the ground plane is occluded by a vehicle on the road). An alternative [16] is to classify ground plane pixels using colour information. The hue and intensity of the ground plane pixels may change significantly with scene illumination and camera gain and exposure settings, however, making this form of road plane detection unreliable. Wang et al. [14] address this shortcoming by detecting the ground plane by fitting a model to 3D feature locations. Although this technique is more robust to ground plane pixel hue and intensity changes, the main drawback is that the ground plane (being smooth and textureless) often lacks readily-identifiable features. To mitigate these difficulties, our ground plane segmentation network is trained using a geometry-based loss, which is independent of pixel intensity and illumination. Since we use a dense set of pixels to determine the ground plane, we expect to outperform feature-based plane detection in regions that lack identifiable features. Additionally, while existing methods [11]–[16] require the presence of a visible ground plane in *every* image at test

time, our method only requires the presence of the ground plane in the training images.

### B. Scale Recovery in Learning-Based Systems

The most straightforward means of enforcing metrically-scaled depth and egomotion predictions is through supervised learning (see [6], [17], [18]), where ground truth depth or egomotion is used as a training label. However, collecting ground truth data can be time-consuming, expensive, and it may not always be reliable (e.g., due to GNSS errors within urban canyons). Additionally, relying on ground truth limits the ability of learning-based systems (in our case, deep networks) to be retrained online in areas where ground truth is not available. Online retraining is important for deployed robots operating in environments which differ from the original training environments, and motivates the use of self-supervised training methods.

Self-supervised learning of depth and egomotion, initially proposed in [8], has become a very popular approach, and recent work has demonstrated [19]–[21] state-of-the-art dense depth predictions from monocular images (while, in general, learning-based egomotion networks have not surpassed the accuracy of classical techniques). These systems are trained with a self-supervised photometric reconstruction loss along with a variety of secondary losses. To compute the photometric reconstruction loss, a source image is warped into a target image frame using the predicted scene depths and the inter-frame pose change. The per-pixel reconstruction error is computed by comparing the target image to the reconstructed image; networks are trained to minimize the loss through gradient descent (notably, the image warping procedure is made differentiable using a spatial transformer [22]).

A limitation of the photometric reconstruction loss is that it can only be used to train depth and egomotion networks that produce *unscaled* predictions. Furthermore, the predictions are *scale inconsistent*: different inputs produce depth and egomotion predictions with a varying scale factor, since there is nothing in the loss formulation that encourages independent predictions to have the same scale. To address scale inconsistency, recent works [23], [24] have proposed to enforce a global scale factor using a depth consistency loss. Despite producing scale-consistent estimates, these losses do not (cannot) resolve metric scale.

To resolve scale in a self-supervised system, Godard et al. [25] introduce a left-right consistency loss that uses stereo image pairs with a fixed (and known) baseline distance. The depth prediction for one frame, along with the known transform, can be used to warp the left image into the right image frame (or vice versa). By training a depth network to minimize the left-right consistency loss, the depth predictions that are learned are also metrically scaled. However, despite being “self-supervised” in nature, stereo consistency losses cannot be used for retraining when only a single camera is available. To the best of the authors’ knowledge, there is presently no self-supervised loss function that enforces metric scale for monocular systems. We formulate a loss function that is able to do so, by making use of the known camera height relative to the ground plane. Although the camera height may be considered ground truth information, this quantity often remains available at test time, unlike ground truth poses or stereo images.

The work most similar to our own is DNet [9], which uses an online technique to estimate the scale factor of its learning-based depth and egomotion networks by detecting the ground plane. DNet requires the presence of a visible ground plane at test time to resolve the scale of the depth and egomotion estimates, while we embed information about metric scale during the training procedure and thus do not require a ground plane at test time. This simplifies scale recovery and makes the network less prone to failure (at test time) when the ground plane is not visible or is incorrectly detected.

### C. Application of Learning-Based VO

Although we use a basic loss formulation and network structure to showcase our proposed scale recovery loss, we note that other learning-based methods [21], [26]–[29] produce state-of-the-art accuracy for monocular VO by incorporating learned predictions within classical (probabilistic and optimization-based) frameworks. Since these methods currently require stereo images or ground truth during training, they are not fully self-supervised in a monocular setting and cannot take advantage of online retraining; our proposed scale recovery method could easily be incorporated into these systems to maintain their ability to produce scaled depth and egomotion predictions while obviating the need for stereo images or ground truth.

## III. APPROACH

In order to resolve metric scale in a self-supervised manner, we rely on three separate networks, for depth estimation, egomotion estimation, and plane segmentation. Below, we introduce the depth and egomotion networks first, and then discuss the formulation of the plane segmentation loss (and network) and the scale recovery loss.

### A. Self-Supervised Depth and Egomotion Networks

Our depth network is based on a U-NET [30] encoder-decoder network, which takes as input a target image  $\mathbf{I}_t$  and outputs a dense (per-pixel) depth prediction  $\hat{\mathbf{D}}_t$ . The

egomotion network takes as input a source image  $\mathbf{I}_s$  and target image  $\mathbf{I}_t$  and outputs  $\hat{\mathbf{T}}_{t,s}$ , the estimated SE(3) pose change between image frames. The primary loss term used for training of the depth and egomotion networks is a photometric reconstruction loss. The source image  $\mathbf{I}_s$  can be warped to a target image  $\mathbf{I}_t$  to produce the reconstructed image using a spatial transformer network [22],

$$\hat{\mathbf{I}}_t = ST(\mathbf{I}_s, \hat{\mathbf{D}}_t, \hat{\mathbf{T}}_{t,s}, f_u, f_v, c_u, c_v), \quad (1)$$

where the last four inputs are the known camera intrinsic parameters. The photometric reconstruction loss is the  $L_1$  error of the reconstructed image (i.e., the ‘ground truth’ is the target image):

$$\mathcal{L}_{L_1} = \left| \hat{\mathbf{I}}_t(u, v) - \mathbf{I}_t(u, v) \right|. \quad (2)$$

A structural similarity loss [31] is used in conjunction with the  $L_1$  loss (balanced by  $\alpha \in [0, 1]$ ) to produce the overall photometric reconstruction loss:

$$\mathcal{L}_P = (1 - \alpha)\mathcal{L}_{L_1} + \alpha\mathcal{L}_{SSIM}. \quad (3)$$

An inverse depth smoothness term [25] ensures that the gradients (in the  $x$  and  $y$  direction) of the inverse depth prediction agrees with the image gradients:

$$\mathcal{L}_S = \sum_{i \in \{x, y\}} \left| \partial_i \left( \frac{1}{\hat{\mathbf{D}}_t(u, v)} \right) \right| e^{-\|\partial_i \mathbf{I}_t(u, v)\|}. \quad (4)$$

To improve scale consistency, we employ the loss from [23], which ensures that the source depths, when transformed to the target frame using the predicted pose change (becoming  $\hat{\mathbf{D}}'_s$ ), are consistent with the target depths:

$$\mathcal{L}_{DC} = \frac{\left| \hat{\mathbf{D}}'_s(u, v) - \hat{\mathbf{D}}_t(u, v) \right|}{\hat{\mathbf{D}}'_s(u, v) + \hat{\mathbf{D}}_t(u, v)}. \quad (5)$$

Finally, we implement a pose consistency loss to ensure that the ‘forward’ and ‘inverse’ inter-frame translation predictions are consistent with each other:

$$\mathcal{L}_{PC} = \left| \hat{\mathbf{t}}_{t,s} - \hat{\mathbf{t}}_{s,t} \right|. \quad (6)$$

The complete pixel-wise loss function that we aim to minimize consists of all of the loss terms above:

$$\mathcal{L}_{\text{base}} = \sum_{u, v} (\lambda_P \mathcal{L}_P + \lambda_S \mathcal{L}_S + \lambda_{DC} \mathcal{L}_{DC}) + \lambda_{PC} \mathcal{L}_{PC}. \quad (7)$$

Our baseline system is trained with this loss to produce *unscaled* depth and egomotion estimates. Next, we discuss how we augment this system by incorporating scale recovery into the training procedure.

### B. Self-Supervised Ground Plane Segmentation

In our scale recovery approach, we compute the per-image scale factor of the depth predictions by observing the difference between the measured camera height and the known camera height. Then, a scale factor of unity (corresponding to the heights being equal) is enforced during training by incorporating a novel scale recovery loss.




Fig. 2: Examples of the plane segmentation masks (top row) and scene depth predictions (bottom row) produced by our plane segmentation and depth networks, respectively. The images are from KITTI sequence 05.

To estimate the scale factor, we first compute the camera height over the local ground plane, and compare it to the known camera height. This requires the ground plane itself to be extracted from the image. To extract the ground plane, we use our own plane segmentation network. Alternatively, the drivable road region could be detected using an existing supervised framework [32], but we choose to implement our own self-supervised technique in order to facilitate retraining alongside the depth and egomotion networks. Our plane segmentation network takes as input a target RGB image, and outputs a corresponding plane segmentation mask  $\hat{\mathbf{W}}_t$ , whose per-pixel values  $\hat{w}_t(u, v) \in [0, 1]$  indicate the likelihood that each pixel is a ground plane ‘inlier’.

We train the ground plane segmentation network with a plane consistency loss. We assume that, for a given image, the lower, centre region contains the ground plane only.<sup>2</sup> By computing the normal vector  $\tilde{\mathbf{n}}_t$  and offset (i.e., the per-image camera height  $\hat{h}_t$ ) of the ground plane, we train our plane segmentation network to minimize a pixel-wise plane consistency loss  $\mathcal{L}_{\text{plane}}$  over all pixels and images in the training dataset:

$$\mathcal{L}_{\text{plane}} = \lambda_{\text{plane}} \hat{w}_t(u, v) |h_t - \mathbf{p}_t(u, v)^T \tilde{\mathbf{n}}_t| - \lambda_{\text{reg}} \log \hat{w}_t(u, v). \quad (8)$$

In order to minimize the first term, the per-pixel plane predictions  $\hat{w}_t(u, v)$  must only be small for pixels whose 3D coordinates  $\mathbf{p}_t(u, v)$  do not lie on the ground plane. Since a trivial solution exists (i.e., outputting zero for all pixels in the image), the second term, a cross entropy regularization loss, enforces the segmentation mask outputs to be close to unity. Thus, the overall loss is minimized by training the network to accurately predict ‘inlier’ plane pixels with high confidence while downweighting all other pixels. The two loss terms are balanced by the scalar weights  $\lambda_{\text{plane}}$  and  $\lambda_{\text{reg}}$ .

In Eq. (8), the per-image camera height  $\hat{h}_t$  is computed from the pre-defined ground plane region using a plane fitting procedure. For every ground plane pixel in the target image, the 3D coordinates  $\mathbf{p}_t(u, v)$  are computed as:

$$\mathbf{p}_t(u, v) = \hat{\mathbf{D}}_t(u, v) \begin{bmatrix} \frac{u - c_u}{f_u} & \frac{v - c_v}{f_v} & 1 \end{bmatrix}^T, \quad (9)$$

where a pre-trained depth network is used to estimate the

scene depth  $\hat{\mathbf{D}}_t$ .<sup>3</sup> The 3D coordinates are stacked in  $\mathbf{P}_t$ , and the ground plane normal vector  $\tilde{\mathbf{n}}_t$  is found by solving  $\mathbf{P}_t^T \mathbf{n}_t = \mathbf{1}$  for  $\mathbf{n}_t$ . The unit normal to the plane is computed as

$$\tilde{\mathbf{n}}_t = \frac{\mathbf{n}_t}{\|\mathbf{n}_t\|}.$$

The estimated camera offset (i.e., the camera height relative to the plane) is then  $\hat{h}_t = \mathbf{P}_t^T \tilde{\mathbf{n}}_t$ . We provide further details about the training procedure in Section III-D. Figure 2 provides several examples of the plane segmentation network outputs. We note that our approach does assume local planarity of the ground, as other methods do. This assumption is only required for the training data, however, and images that break the assumption could potentially be omitted.

### C. Scale Recovery Loss Formulation

With knowledge of the ground plane (through the use of our plane segmentation network), the most trivial way to enforce metric scale is to extract the estimated camera height  $\hat{h}_t$ , and enforce it to be similar to the known camera height,  $h_{gt}$ :

$$\mathcal{L}_{\text{cam}} = |\hat{h}_t - h_{gt}|. \quad (10)$$

The estimated camera height is determined through weighted least squares, where the ground plane normal vector is determined by minimizing

$$L_t = \frac{1}{2} (\mathbf{P}_t^T \mathbf{n}_t - \mathbf{1})^T \mathbf{W}_t^{-1} (\mathbf{P}_t^T \mathbf{n}_t - \mathbf{1}), \quad (11)$$

where  $\mathbf{P}_t \in \mathcal{R}^{3 \times HW}$  are the stacked 3D coordinates for every pixel in the image,  $\mathbf{W}_t^{-1} \in \mathcal{R}^{HW \times HW}$  is a diagonalized matrix of plane segmentation weights, and  $\mathbf{1}$  is a vector of ones (of size  $HW \times 1$ ). The least squares solution is:

$$\mathbf{n}_t = (\mathbf{P}_t \mathbf{W}_t^{-1} \mathbf{P}_t^T)^{-1} (\mathbf{P}_t \mathbf{W}_t^{-1} \mathbf{1}^T). \quad (12)$$

The estimated camera height is a weighted average of the offset (relative to the plane) of all 3D coordinates:

$$\hat{h}_t = \frac{1}{\sum_{u,v} \hat{w}_t(u, v)} \sum_{u,v} \hat{w}_t(u, v) \mathbf{p}_t(u, v)^T \tilde{\mathbf{n}}_t. \quad (13)$$

Importantly, since the current depth prediction is used to construct the 3D coordinates  $\mathbf{p}_t$  for each pixel, there is a link between Eq. (10) and the weights of the depth network: these weights can be updated through gradient descent by

<sup>2</sup>Although this is a limiting assumption in general, it only applies to the *training data*, where we can be reasonably confident that the region consistently represents the road plane.

<sup>3</sup>The pre-trained depth network can be unscaled—we use Eq. (7) to train this network using the same network structure and training procedure outlined in Section III-D.

backpropagating from the loss defined by Eq. (10), through the estimated camera height, into the depth network. In turn, the egomotion predictions will become consistent with the updated depth predictions in order to minimize the original photometric reconstruction loss. We found, however, that there are issues that make Eq. (10) unsuitable in practice. Namely, since the loss is a function of the ground plane pixels only (and is unaffected by depth predictions for off-plane pixels), the ability of the depth network to properly resolve scale over the whole scene is limited. Instead of scaling all of the depth predictions, we found that the ground plane depth would erroneously ‘sink’ below the other predictions because minimizing Eq. (10) only requires the ground plane pixels (rather than all image pixels) to shift.

To avoid the problem above, we propose an alternative loss that enforces metric depth (i.e., a scale factor of unity) by affecting all image pixels equally. Rather than directly comparing  $\hat{h}_t$  to  $h_{gt}$ , as in Eq. (10), we can compute an image-specific scale factor  $s_t = \frac{h_{gt}}{\hat{h}_t}$ , and generate per-pixel ‘depth scaling’ targets

$$\mathbf{D}_t^{\text{DS}}(u, v) = s_t \hat{\mathbf{D}}_t(u, v), \quad (14)$$

which can be directly applied in a depth scaling loss:

$$\mathcal{L}_{\text{DS}} = \frac{|\hat{\mathbf{D}}_t(u, v) - \mathbf{D}_t^{\text{DS}}(u, v)|}{\mathbf{D}_t^{\text{DS}}(u, v)}. \quad (15)$$

To enforce proper depth rescaling, all gradients associated with the target depth  $\mathbf{D}_t^{\text{DS}}$  are removed (e.g., through  $\mathbf{D}_t^{\text{DS}}.\text{detach}()$  in PyTorch); this forces the network to update *all* pixel depths, instead of only updating the ground plane pixels, because the only way to minimize Eq. (15) is to update the network such that the estimated scale factor approaches unity. The denominator in Eq. (15) normalizes the per-pixel depth values to prevent large depths from dominating the loss function. Figure 1 illustrates how our depth scaling loss is applied.

We use the same technique to define a ‘translation scaling’ loss:

$$\mathcal{L}_{\text{TS}} = |\hat{\mathbf{t}}_{t,s} - \mathbf{t}_{t,s}^{\text{TS}}|, \quad (16)$$

where  $\mathbf{t}_{t,s}^{\text{TS}} = s_t \hat{\mathbf{t}}_{t,s}.\text{detach}()$ . We find that applying both scaling loss terms improves stability during training and causes the estimated scale factor to converge to unity more quickly. By combining our scale recovery loss with the baseline loss, our (per-sample) overall loss becomes

$$\mathcal{L} = \mathcal{L}_{\text{base}} + \sum_{u,v} (\lambda_{\text{DS}} \mathcal{L}_{\text{DS}}) + \lambda_{\text{TS}} \mathcal{L}_{\text{TS}}. \quad (17)$$

By incorporating these scale recovery loss terms (balanced by  $\lambda_{\text{DS}}$  and  $\lambda_{\text{TS}}$ ), the scale factor will converge towards unity while the original loss terms are minimized.

#### D. Implementation Details

We implemented three networks in PyTorch [33]: a depth network, an egomotion network, and a plane segmentation network.<sup>4</sup> The input to the depth and plane segmentation

<sup>4</sup>See the supplementary material (available in our open source repository) for additional network, training, and experimental details.

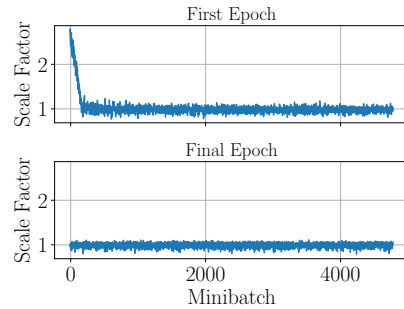


Fig. 3: Scale factor convergence during training. Within one epoch of training on the KITTI dataset the scale factor effectively converges to unity.

networks is a single RGB image, and the outputs are the depth and plane predictions, respectively. The depth and plane segmentation network encoder blocks were initialized with a pre-trained ResNet18 [34] model, while the convolutional layers of the decoder blocks were set to the default initialization in PyTorch. The input to the egomotion network is two concatenated RGB images (a source and target image), as well as the optical flow between frames.<sup>5</sup> In order to directly gauge the impact of our scale recovery loss, we chose to train and test using ground truth orientation, and only learned translation predictions. Our justification for this choice is that the scale ambiguity only affects translation, and not rotation. This simplification allowed us to focus our study on the translation predictions while removing the effect of orientation error, which is normally the dominant error source. Thus, our egomotion network (and the VO estimators we benchmarked against), were simplified to only predict the translation between the source and target frames.

We trained our models for 20 epochs using the Adam optimizer [37] with a minibatch size of 6, and a learning rate of  $1 \times 10^{-4}$  that was reduced by half after the 12th epoch. The model that resulted in the lowest validation loss was selected for evaluation on a held-out test set. Figure 3 illustrates the convergence of the scale factor during training; the scale factor converges within 500 minibatch iterations (or approximately 3,000 images). Over time, as illustrated by the final epoch in the training plot, the scale factor becomes more consistent, and is generally very close to unity.

## IV. EXPERIMENTS

We conducted several experiments to verify that our scale recovery method is able to produce depth and pose estimates that are metrically scaled with an accuracy comparable to existing scale recovery methods. Unlike these existing methods, however, our method is fully self-supervised and does not require stereo images or ground truth. We show that our scale recovery loss, by promoting scale consistency during training, is able to improve the overall VO accuracy compared to online scale recovery methods such as DNet

<sup>5</sup>In line with [35] we found that incorporating optical flow improved the egomotion estimates. We computed the optical flow using the Gunnar-Farneback algorithm [36].



TABLE I: Results for the scale factor experiment. The average scale factors produced by three separate methods are reported for the KITTI test and validation sequences. A more accurate scale factor approaches unity.

Loss Type	Mean Scale Factor		
	Seq. 05 (val.)	Seq. 09 (test)	Seq. 10 (test)
Pose Supervision	1.00	1.01	1.01
Stereo Consistency	1.01	1.01	1.01
Scale Recovery (ours)	1.02	1.02	1.02

[9]. Finally, we demonstrate how our loss formulation is well suited for online retraining to improve VO accuracy in new environments. For these experiments we used the KITTI Odometry [38] and Oxford RobotCar [39] datasets.

#### A. Scale Factor Evaluation

Our experimental results demonstrate that the scale recovery loss is able to accurately resolve the metric scale factor. We compared our method with two existing loss functions that are used to resolve scale: a pose supervision loss and a (stereo image) left-right consistency loss [25]. To implement these two techniques, we directly replaced our scale recovery loss with the alternate loss function and trained the depth and egomotion networks from scratch. No changes were made to the training procedure<sup>6</sup> or the network structures, other than balancing the additional loss term with the existing loss terms by appropriately tuning its weighting factor.

To compare these three scale-resolving approaches, we estimated the scale factor of their depth predictions by extracting the ground plane through a RANSAC-based [40] plane fitting procedure. First, for each image, we segmented the lower-middle region that generally corresponded to the road plane ( $u \in [\frac{1}{6}W, \frac{5}{6}W]$ , and  $v \in [\frac{4}{7}H, H]$ ). Next, we determined the 3D coordinate for each ground plane pixel using Eq. (9). Then, for 350 iterations, we fit a plane to three sampled points and computed the number of inlier points (a point was considered an inlier if its offset was within 2% of the offset computed using the three sampled points). With the set of inlier points, we computed the offset ( $d$ ) to the plane through  $\mathbf{p}^T \tilde{\mathbf{n}} = d$ , and considered the median offset to be the estimated camera height.

We compared the estimated camera height to the known camera height to determine the scale factor  $s_t = \frac{h_{gt}}{h_t}$  for every image frame within the test and validation sequences. We report the per-sequence average scale factor in Table I. Comparing our scale recovery technique with the two alternate methods, the difference in scale factor is on the order of 1-2%. However, the alternative approaches require stereo images or ground truth information, while our algorithm requires knowledge of the camera height only.

#### B. Visual Odometry Evaluation

The aim of this experiment was to show that our proposed scale recovery method is able to produce metrically scaled

<sup>6</sup>For the pose supervision method, we omit the odometry sequences (11–21) because no pose labels are available.

egomotion estimates on the KITTI dataset. To generate the trajectory estimates for each sequence, the available SE(3) inter-frame egomotion predictions were compounded together. For the same reasons discussed in Section III-D, we used the ground truth orientation data when computing the trajectories. Our evaluation criterion was the translation segment error, averaged across all subsequences of length  $\{100, 200, \dots, 800\}$  metres.

We benchmarked the VO accuracy of our method by comparing it with three alternatives. First, to illustrate the problem of scale drift, we benchmarked against ORB-SLAM2 (without loop closure), where the estimates were adjusted by a constant scale factor ( $s = \frac{\|t_{avg,gt}\|}{\|t_{avg,ORB-SLAM2}\|}$ ). Second, we evaluated performance against our *unscaled* baseline system, which did not incorporate the scale recovery loss. We included this baseline comparison to show that no specific tuning of hyperparameters was performed in order to achieve a scale factor of unity. Third, we compared our system against a network similar to DNet [9]. Since the authors of [9] did not report any VO results, we implemented our own scale recovery technique for DNet. At test time DNet extracts the ground plane by finding pixels whose surface normal is approximately vertical, while we extract the ground plane using the RANSAC-based procedure from Section IV-A. With the extracted ground plane pixels, we followed the same procedure as DNet to estimate the scale factor online: we computed the median camera height and determined the scale factor as  $s_t = \frac{h_{gt}}{h_t}$ . The per-image scale factor was then used to rescale the egomotion estimates from our baseline network.

Table II lists all mean translation segment errors for the aforementioned approaches. While ORB-SLAM2 and the unscaled network yield poor results (due to scale drift and lack of metric scale, respectively), the online rescaling approach (similar to DNet) and our proposed approach (training with our scale recovery loss) yield translation estimates that closely match the ground truth translation. Figure 4 visualizes this comparison. Interestingly, although both of the scale recovery methods use essentially the same information to resolve metric scale, the incorporation of metric information during training (through our scale recovery loss) produces significantly more accurate translation estimates compared with online rescaling. We posit that our scale recovery loss better enforces depth consistency during training and, as a result, our network produces higher quality egomotion estimates. Table III and Figures 4c and 4d supports this claim: the variance of the scale factor is significantly smaller when our scale recovery loss is incorporated.

#### C. Online Retraining Evaluation

This experiment demonstrated how our self-supervised loss formulation is able to account for out-of-distribution data through online network retraining. Data collected within new environments can be used update the model parameters, allowing the networks to adapt to changing surroundings. We examined domain adaptation by first training our system on the Oxford RobotCar dataset and then evaluating VO

TABLE II: Benchmarking our method against other monocular VO estimators. Similar to [27], we include training sequences in our evaluation.

Method	Scaling Method	Mean Trans. Seg. Err. (%)									
		Train					Val.	Test			
		00	02	06	07	08	05	09	10	Mean	
ORB-SLAM2		20.8	9.52	18.98	13.82	22.06	18.63	12.74	4.86	15.18	
Learned	Unscaled	21.83	28.20	20.52	24.66	21.22	19.77	30.30	29.19	24.46	
	Online Rescaling (DNet)	1.94	3.07	2.74	2.74	2.72	3.32	<b>3.70</b>	5.09	3.16	
	Camera Height Loss (Ours)	<b>1.86</b>	<b>2.27</b>	<b>2.05</b>	<b>1.78</b>	<b>2.05</b>	<b>1.50</b>	3.90	<b>3.70</b>	<b>2.39</b>	

TABLE III: Variance of the scale factor. A lower variance indicates better scale consistency between independent predictions.

Method	Scale Factor Variance									
	Train					Val.	Test			
	00	02	06	07	08	05	09	10	Mean	
Unscaled	0.0138	0.0135	0.0079	0.0085	0.0134	0.0197	0.0083	0.0117	0.0121	
Scaled	<b>0.0015</b>	<b>0.0028</b>	<b>0.0010</b>	<b>0.0013</b>	<b>0.0018</b>	<b>0.0031</b>	<b>0.0022</b>	<b>0.0015</b>	<b>0.0019</b>	

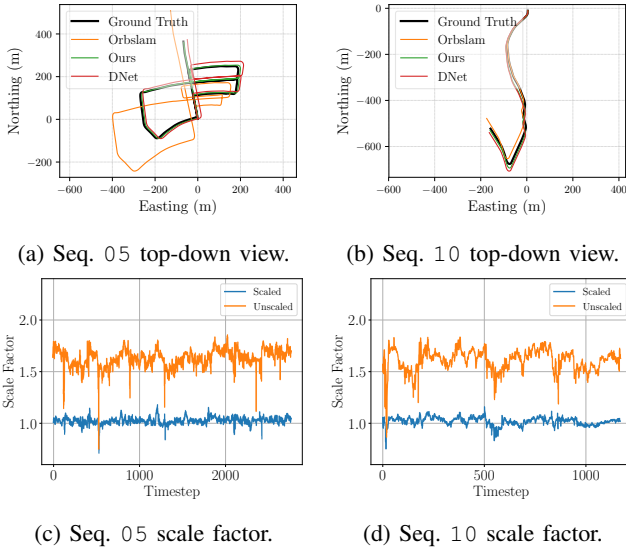


Fig. 4: Visualization of the KITTI validation and test set trajectories and the corresponding scale factor estimates. Our scale recovery loss promotes scale-consistent depth and egomotion estimates that are metrically scaled (with a scale factor close to unity).

accuracy on the KITTI dataset. As expected, due to the difference in the images between datasets (e.g., camera parameters and height, as well as significant changes in scene structure/illumination), our depth and egomotion networks, trained on the Oxford RobotCar dataset, did not perform well on the KITTI dataset.

By retraining the networks using our proposed loss (including the scale recovery loss), the overall accuracy significantly improved. We first trained our depth and egomotion networks on a subset of the Oxford RobotCar dataset using the same training procedure, network structure, and hyperparameters as for the KITTI experiments (see Section III-D). Following this, we retrained the networks for a single epoch with KITTI data (using the KITTI training sequences), without changing any parameters (with the exception of setting the camera height back to 1.70 meters). To gauge

TABLE IV: Results from our retraining experiment. A network pre-trained on the Oxford RobotCar dataset is evaluated on the KITTI dataset; by retraining on KITTI with our scale recovery loss, VO accuracy is significantly improved.

Method	Mean Trans. Seg. Err. (%)			
	05	09	10	Mean
Original	23.58	34.48	34.65	30.90
Retrained (unscaled)	10.61	17.31	15.56	14.49
Retrained (scaled)	<b>1.51</b>	<b>4.00</b>	<b>2.88</b>	<b>2.79</b>

the effectiveness of our scale recovery loss, retraining was carried out twice, once with the scale recovery loss and once without. Table IV lists the domain adaptation results. Predictions from the original network (trained only on Oxford RobotCar data) exhibit a significant reduction in accuracy compared to the KITTI VO experiments (see Table II). By retraining the models for a single epoch on KITTI using the Eq. (7) baseline (unscaled) loss, the overall accuracy improved, but the scale factor did not converge to unity. In contrast, when retraining with Eq. (17), the network adapted to the KITTI environment *and* produced metric predictions. Overall, retraining with the unscaled loss reduced the error by 53%, while retraining with the scale recovery loss reduced the error by 91%.

## V. CONCLUSION

In this paper, we showed that a novel scale recovery loss can be added to a self-supervised depth and egomotion estimation pipeline to produce metrically-scaled predictions. In contrast to alternative approaches (e.g., pose supervision or stereo consistency losses), our method only requires a stream of monocular images and a known camera height at training time. Notably, our networks can be retrained online, which significantly improves egomotion predictions for out-of-distribution images. Additionally, our loss enforces depth consistency during training, boosting overall egomotion estimation accuracy compared to a similar method that only recovers scale at test time. As future work, we plan

to incorporate uncertainty into the scale recovery loss to account for camera height changes due to vertical motion (e.g., tilt) of the vehicle.

#### ACKNOWLEDGMENTS

This work was supported in part by the Natural Sciences and Engineering Research Council (NSERC) of Canada. We gratefully acknowledge the contribution of NVIDIA Corporation, who provided the Titan X GPU used for this research through their Hardware Grant Program.

#### REFERENCES

- [1] M. Aqel, M. Marhaban, M. Saripan, and N. Ismail, "Review of visual odometry: types, approaches, challenges, and applications," *SpringerPlus*, vol. 5, no. 1, p. 1897, 2016.
- [2] D. Frost, O. Köhler, and D. Murray, "Object-aware bundle adjustment for correcting monocular scale drift," in *Proc. IEEE Int. Conf. Robot. Autom. (ICRA)*. IEEE, 2016, pp. 4770–4776.
- [3] D. Frost, V. Prisacariu, and D. Murray, "Recovering stable scale in monocular slam using object-supplemented bundle adjustment," *IEEE Trans. on Robots.*, vol. 34, no. 3, pp. 736–747, 2018.
- [4] X. Yin, X. Wang, X. Du, and Q. Chen, "Scale recovery for monocular visual odometry using depth estimated with deep convolutional neural fields," in *Proc. IEEE Int. Conf. Comput. Vis.*, 2017, pp. 5870–5878.
- [5] R. Kreuzig, M. Ochs, and R. Mester, "Distancenet: Estimating traveled distance from monocular images using a recurrent convolutional neural network," in *Proc. IEEE Conf. Comput. Vision Pattern Recognition (CVPR) Workshop*, 2019.
- [6] S. Wang, R. Clark, H. Wen, and N. Trigoni, "DeepVO: Towards end-to-end visual odometry with deep recurrent convolutional neural networks," in *Proc. IEEE Int. Conf. Robot. Autom. (ICRA)*, 2017, pp. 2043–2050.
- [7] D. Krueger, E. Caballero, J. Jacobsen, A. Zhang, J. Binas, R. Priol, and A. Courville, "Out-of-distribution generalization via risk extrapolation (rex)," *arXiv preprint arXiv:2003.00688*, 2020.
- [8] T. Zhou, M. Brown, N. Snavely, and D. Lowe, "Unsupervised learning of depth and ego-motion from video," in *Proc. IEEE Conf. Comput. Vision Pattern Recognition (CVPR)*, 2017, pp. 1851–1858.
- [9] F. Xue, G. Zhuo, Z. Huang, W. Fu, Z. Wu, and M. A. Jr, "Toward hierarchical self-supervised monocular absolute depth estimation for autonomous driving applications," *arXiv preprint arXiv:2004.05560*, 2020.
- [10] R. Mur-Artal and J. Tardós, "Orb-slam2: An open-source slam system for monocular, stereo, and rgb-d cameras," *IEEE Trans. Robot.*, vol. 33, no. 5, pp. 1255–1262, 2017.
- [11] S. Song, M. Chandraker, and C. Guest, "High accuracy monocular sfm and scale correction for autonomous driving," *IEEE Trans. Pattern Anal. Mach. Intell.*, vol. 38, no. 4, pp. 730–743, 2015.
- [12] N. Fanani, A. Stürck, M. Barnada, and R. Mester, "Multimodal scale estimation for monocular visual odometry," in *Proc. IEEE Intell. Veh. Symp. (IV)*. IEEE, 2017, pp. 1714–1721.
- [13] D. Zhou, Y. Dai, and H. Li, "Ground-plane-based absolute scale estimation for monocular visual odometry," *IEEE Trans. Intell. Transp. Syst.*, vol. 21, no. 2, pp. 791–802, 2019.
- [14] X. Wang, H. Zhang, X. Yin, M. Du, and Q. Chen, "Monocular visual odometry scale recovery using geometrical constraint," in *Proc. IEEE Int. Conf. Robot. Autom. (ICRA)*. IEEE, 2018, pp. 988–995.
- [15] B. Kitt, J. Rehder, A. Chambers, M. Schonbein, H. Latégahn, and S. Singh, "Monocular visual odometry using a planar road model to solve scale ambiguity," in *Proc. Eur. Conf. Mobile Robot.*, 2011.
- [16] B. Lee, K. Daniilidis, and D. Lee, "Online self-supervised monocular visual odometry for ground vehicles," in *Proc. IEEE Int. Conf. Robot. Autom. (ICRA)*. IEEE, 2015, pp. 5232–5238.
- [17] X. Wang, D. Maturana, S. Yang, W. Wang, Q. Chen, and S. Scherer, "Improving learning-based ego-motion estimation with homomorphism-based losses and drift correction," in *Proc. Conf. IEEE/RSJ Int. Conf. Intell. Robot. Syst. (IROS)*, 2019, pp. 970–976.
- [18] G. Costante and T. Ciarfuglia, "Ls-vo: Learning dense optical subspace for robust visual odometry estimation," *IEEE Robot. Autom. Lett.*, vol. 3, no. 3, pp. 1735–1742, 2018.
- [19] C. Godard, O. Aodha, M. Firman, and G. Brostow, "Digging into self-supervised monocular depth estimation," in *Proc. IEEE Conf. Comput. Vision Pattern Recognition (CVPR)*, 2019, pp. 3828–3838.
- [20] V. R. Kumar, S. A. Hiremath, S. Milz, C. Witt, C. Pinnard, S. Yogamani, and P. Mader, "Fisheye distancenet: Self-supervised scale-aware distance estimation using monocular fisheye camera for autonomous driving," *arXiv preprint arXiv:1910.04076*, 2019.
- [21] N. Yang, L. Stumberg, R. Wang, and D. Cremers, "D3vo: Deep depth, deep pose and deep uncertainty for monocular visual odometry," in *Proc. IEEE/CVF Conf. Comput. Vision Pattern Recognition (CVPR)*, 2020, pp. 1281–1292.
- [22] M. Jaderberg, K. Simonyan, A. Zisserman, and K. Kavukcuoglu, "Spatial transformer networks," in *Proc. Conf. Neural Inf. Process. Syst. (NeurIPS)*, 2015, pp. 2017–2025.
- [23] J. Bian, Z. Li, N. Wang, H. Zhan, C. Shen, M. Cheng, and I. Reid, "Unsupervised scale-consistent depth and ego-motion learning from monocular video," in *Proc. Conf. Neural Inf. Process. Syst. (NeurIPS)*, 2019, pp. 35–45.
- [24] C. Zhao, G. Yen, Q. Sun, C. Zhang, and Y. Tang, "Masked gans for unsupervised depth and pose prediction with scale consistency," *arXiv preprint arXiv:2004.04345*, 2020.
- [25] C. Godard, O. Aodha, , and G. Brostow, "Unsupervised monocular depth estimation with left-right consistency," in *Proc. IEEE Conf. Comput. Vision Pattern Recognition (CVPR)*, 2017, pp. 270–279.
- [26] N. Yang, R. Wang, J. Stückler, and D. Cremers, "Deep virtual stereo odometry: leveraging deep depth prediction for monocular direct sparse odometry," in *Proc. Eur. Conf. Comput. Vision (ECCV)*, 2018.
- [27] W. N. Greene and N. Roy, "Metrically-scaled monocular slam using learned scale factors."
- [28] J. Czarowski, T. Laidlow, R. Clark, and A. Davison, "Deepfactors: Real-time probabilistic dense monocular slam," *IEEE Robot. Autom. Lett.*, vol. 5, no. 2, pp. 721–728, 2020.
- [29] B. Wagstaff, V. Peretroukhin, and J. Kelly, "Self-supervised deep pose corrections for robust visual odometry," *arXiv preprint arXiv:2002.12339*, 2020.
- [30] Ronneberger, O. and Fischer, P. and Brox, T., "U-Net: Convolutional networks for biomedical image segmentation," in *Proc. Int. Conf. Medical Image Computing Computer-Assisted Intervention*. Springer, 2015, pp. 234–241.
- [31] Z. Wang, A. Bovik, H. Sheikh, and E. Simoncelli, "Image quality assessment: from error visibility to structural similarity," *IEEE Trans. Image Process.*, vol. 13, no. 4, pp. 600–612, 2004.
- [32] M. Teichmann, M. Weber, M. Zoellner, R. Cipolla, and R. Urtasun, "Multinet: Real-time joint semantic reasoning for autonomous driving," in *Proc. IEEE Intell. Veh. Symp. (IV)*. IEEE, 2018, pp. 1013–1020.
- [33] A. Paszke, S. Gross, S. Chintala, G. Chanan, E. Yang, Z. DeVito, Z. Lin, A. Desmaison, L. Antiga, and A. Lerer, "Automatic differentiation in PyTorch," in *Workshop on Automatic Differentiation, Conf. Neural Inf. Process. Syst. (NeurIPS)*, 2017.
- [34] K. He, X. Zhang, S. Ren, and J. Sun, "Deep residual learning for image recognition," in *Proc. IEEE Conf. Comput. Vision Pattern Recognition (CVPR)*, 2016, pp. 770–778.
- [35] B. Zhou, P. Krähenbühl, and V. Koltun, "Does computer vision matter for action?" *Sci. Robot.*, vol. 4, no. 30, 2019.
- [36] G. Farnebäck, "Two-frame motion estimation based on polynomial expansion," in *Proc. Scandinavian Conf. Image Analysis*, 2003, pp. 363–370.
- [37] D. P. Kingma and J. Ba, "Adam: A method for stochastic optimization," *arXiv preprint arXiv:1412.6980*, 2014.
- [38] A. Geiger, P. Lenz, C. Stiller, and R. Urtasun, "Vision meets robotics: The KITTI dataset," *Int. J. Robot. Res. (IJRR)*, vol. 32, no. 11, pp. 1231–1237, 2013.
- [39] W. Maddern, G. Pascoe, C. Linegar, and P. Newman, "1 Year, 1000km: The Oxford RobotCar Dataset," *Int. J. Robot. Res. (IJRR)*, vol. 36, no. 1, pp. 3–15, 2017. [Online]. Available: <http://dx.doi.org/10.1177/0278364916679498>
- [40] M. Fischler and R. Bolles, "Random sample consensus: A paradigm for model fitting with applications to image analysis and automated cartography," *J. Commun. ACM*, vol. 24, no. 6, pp. 381–395, 1981.