

Analysis of Uplink IRS-Assisted NOMA under Nakagami- m Fading via Moments Matching

Bashar Tahir, Stefan Schwarz, and Markus Rupp

Abstract—This letter investigates the uplink outage performance of intelligent reflecting surface (IRS)-assisted non-orthogonal multiple access (NOMA). We consider the general case where all users have both direct and reflection links, and all links undergo Nakagami- m fading. We approximate the received powers of the NOMA users as Gamma random variables via moments matching. This allows for tractable expressions of the outage under interference cancellation (IC), while being flexible in modeling various propagation environments. Our analysis shows that under certain conditions, the presence of an IRS might degrade the performance of users that have dominant line-of-sight (LOS) to the base station (BS), while users dominated by non-line-of-sight (NLOS) will always benefit from it.

I. INTRODUCTION

For beyond fifth-generation (B5G) wireless networks, intelligent reflecting surfaces (IRSs) have been identified as a key technology to enhance the spectral- and energy-efficiency at low-cost [1], [2]. Consisting of a large number of reconfigurable nearly-passive elements, those surfaces can alter the propagation of the incident waves to improve the wireless transmission, e.g., boosting the received power, suppressing interference, etc [3]. The combination of IRSs with non-orthogonal multiple access (NOMA) has gained interest recently [4]–[8]. NOMA allows multiple users to share the same time-frequency resources, which results in higher spectral efficiency, lower latency, and/or improved fairness [9].

Existing works on IRS-assisted NOMA transmission show promising gains in terms of the outage performance and sum-rate, e.g., [4]–[8]. However, most of those works consider propagation under certain conditions, such as the weak NOMA user equipment (UE) being connected to the base station (BS) only via the IRS (no direct link), while the strong UE is only served by the direct link to the BS, with no contribution from the IRS. Another common assumption is Rayleigh fading, which is not a practical model for such systems, since the IRS could be deployed at buildings with strong line-of-sight (LOS) to the serving BS [2]. Also, in the context of NOMA user-pairing, the strong NOMA UE might have a good LOS to the BS, and possibly to the surface as well.

In this work, we consider a general two-UE IRS-NOMA uplink in which both UEs have direct and reflection links to the BS, and all the links undergo Nakagami- m fading.

The authors are with the Institute of Telecommunications, TU Wien, Austria (email: bashar.tahir@tuwien.ac.at). Bashar Tahir and Stefan Schwarz are with the Christian Doppler Laboratory for Dependable Wireless Connectivity for the Society in Motion. The financial support by the Austrian Federal Ministry for Digital and Economic Affairs and the National Foundation for Research, Technology and Development is gratefully acknowledged.

By adjusting the m parameter, we can easily switch between various LOS and non-line-of-sight (NLOS) propagation conditions [10]. In order to obtain tractable expressions for the outage under NOMA interference cancellation (IC), the received powers of the NOMA UEs are approximated as Gamma random variables (RVs) via moments matching. Note that the Gamma power approximation has been applied before, e.g., in [11] to model the received power of IRSs for an orthogonal multiple access (OMA) setting under Rayleigh fading. We consider two strategies in which the IRS is either configured to boost the first UE, or the second one, and characterize the corresponding channel statistics and outage probability under IC. We apply our analysis to an example scenario, and show that under certain conditions, the presence of the IRS might degrade the outage performance of the UEs with dominant LOS to the BS.

II. SYSTEM MODEL

We consider a NOMA uplink with two single-antenna UEs, assisted by an N -elements IRS. At the BS (also single-antenna), the overall received signal from both the direct and reflection links is given by

$$r = \sum_{i=1}^2 \left(\sqrt{\ell_{h_i}} h_i + \sqrt{\ell_{\text{BS}} \ell_{g_i}} \mathbf{h}_{\text{BS}}^T \Phi \mathbf{g}_i \right) \sqrt{P_i} x_i + w, \quad (1)$$

where $h_i \in \mathbb{C}$, $\mathbf{h}_{\text{BS}} \in \mathbb{C}^N$, and $\mathbf{g}_i \in \mathbb{C}^N$ are the small-scale fading coefficients of the UE-BS, BS-IRS, UE-IRS links, respectively. The parameters ℓ_{h_i} , ℓ_{BS} , and ℓ_{g_i} are the corresponding pathlosses, P_i and x_i are the transmit power and signal of the i^{th} -UE, and w is the zero-mean Gaussian noise with power P_w . The phase-shift matrix $\Phi \in \mathbb{C}^{N \times N}$ is defined as $\Phi = \text{diag}(e^{j\phi_1}, e^{j\phi_2}, \dots, e^{j\phi_N})$, where ϕ_n is the phase-shift applied at the n^{th} -element of the IRS. Note that the IRS term can be written equivalently as

$$\mathbf{h}_{\text{BS}}^T \Phi \mathbf{g}_i = \sum_{n=1}^N e^{j\phi_n} \mathbf{h}_{\text{BS},n} \mathbf{g}_{i,n}, \quad (2)$$

where $\mathbf{h}_{\text{BS},n}$ and $\mathbf{g}_{i,n}$ are the n^{th} -elements of \mathbf{h}_{BS} and \mathbf{g}_i , respectively. The links are assumed to undergo Nakagami- m fading, i.e., $|h_i| \sim \text{Nakagami}(m_{h_i}, 1)$, $|\mathbf{h}_{\text{BS},n}| \sim \text{Nakagami}(m_{\text{BS}}, 1)$, and $|\mathbf{g}_{i,n}| \sim \text{Nakagami}(m_{g_i}, 1)$, where m_{h_i} , m_{BS} , and m_{g_i} are the corresponding distribution parameters. On top of being a general fading distribution, Nakagami- m has a Gamma distributed power, and therefore some of the results we obtain below become exact under certain conditions.

We consider the case where the IRS is configured to boost the received power of either of the UEs. To maximize

the receive power of the i^{th} -UE, the phase-shifts are set to $\phi_n = \arg(h_i) - \arg(\mathbf{h}_{\text{BS},n} \mathbf{g}_{i,n})$, which can be shown by a simple application of the triangular inequality on the received amplitude. Since the Gamma moments matching is used frequently in this work, we state how it is performed in the following lemma.

Lemma 1. Let X be a non-negative RV with first and second moments given by $\mu_X = \mathbb{E}\{X\}$ and $\mu_X^{(2)} = \mathbb{E}\{X^2\}$, respectively. The Gamma RV $Y \sim \Gamma(k, \theta)$ with the same first and second moments has shape k and scale θ parameters

$$k = \frac{\mu_X^2}{\mu_X^{(2)} - \mu_X^2}, \quad \theta = \frac{\mu_X^{(2)} - \mu_X^2}{\mu_X}.$$

Proof. It can be found in statistics books, such as [12]. \square

Additionally, Gamma RVs satisfy the scaling property, in the sense that if $Y \sim \Gamma(k, \theta)$, then $cY \sim \Gamma(k, c\theta)$.

III. STATISTICS OF THE RECEIVED POWER

Our goal is to obtain expressions that describe the outage probability of the i^{th} -UE. In the presence of the interference from the other j^{th} -UE, the signal-to-interference-plus-noise ratio (SINR) outage is defined as

$$p_{\text{out}}^{(i)} = \mathbb{P}\left\{\frac{Z_i P_i}{Z_j P_j + P_w} \leq \epsilon\right\}, \quad (3)$$

where Z_i and Z_j , as defined below in (5) and (10), are the effective channel powers of the UEs, and ϵ is the outage threshold. If the interference is removed via IC, then the outage is defined for the signal-to-noise ratio (SNR) as

$$p_{\text{out}, \text{SNR}}^{(i)} = \mathbb{P}\left\{\frac{Z_i P_i}{P_w} \leq \epsilon\right\}, \quad (4)$$

which is simply the cumulative distribution function (CDF) of Z_i evaluated at $\epsilon P_w / P_i$. In order to evaluate those probabilities, an access to the distributions of Z_i and Z_j is required, which are difficult to characterize, let alone obtaining exact closed-form expressions from them. For that reason, we resort to approximating the received powers as Gamma RVs via moment matching. On the one hand, the Gamma distribution encompasses many power distributions as special cases, and on the other hand, it allows for tractability when evaluating the outage. To do so, we need access to the moments of Z_i and Z_j , for which we first need to characterize their statistics.

Next, and without loss of generality, we assume that the IRS is configured to boost UE1. In this case, the signal of UE1 will be coherently combined, while for UE2, and assuming the channels of the two UEs are uncorrelated, the combining will be fully random. The other case is simply obtained by a switch of indices.

A. Statistics of the Coherently Combined UE

Since the IRS is configured for UE1, its signal will be coherently combined, and therefore its effective channel power is given by

$$Z_1 = \left(\sqrt{\ell_{h_1}} |h_1| + \sqrt{\ell_{\text{BS}} \ell_{g_1}} \sum_{n=1}^N |\mathbf{h}_{\text{BS},n}| |\mathbf{g}_{1,n}|\right)^2. \quad (5)$$

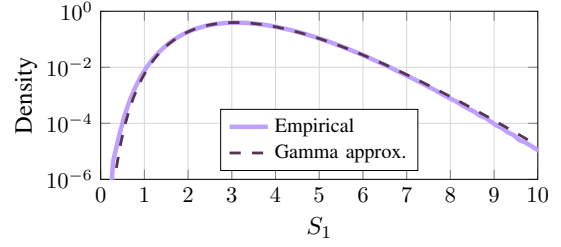


Fig. 1: Density of S_1 for $N = 4$, $m_{\text{BS}} = 3$, and $m_{g_1} = 1$.

Due to the coherent combining, all the fading terms are positive in-phase aligned, and the second term constitutes a sum of identical unit-power double-Nakagami RVs. By the causal form of the central limit theorem (CLT) [13], we can approximate the sum of positive RVs by a Gamma RV. This is given by the following lemma (we found similar approximation for Rayleigh fading in [14]).

Lemma 2. Let $S_1 = \sum_{n=1}^N |\mathbf{h}_{\text{BS},n}| |\mathbf{g}_{1,n}|$, then the distribution of S_1 can be approximated as

$$S_1 \stackrel{\text{approx}}{\sim} \Gamma\left(N \frac{\mu_1^2}{1 - \mu_1^2}, \frac{1 - \mu_1^2}{\mu_1}\right),$$

with

$$\mu_1 = \frac{\Gamma(m_{\text{BS}} + \frac{1}{2}) \Gamma(m_{g_1} + \frac{1}{2})}{\Gamma(m_{\text{BS}}) \Gamma(m_{g_1}) (m_{\text{BS}} m_{g_1})^{1/2}},$$

where $\Gamma(\cdot)$ is the Gamma function.

Proof. Assuming N is large enough, we apply the causal form of the CLT and approximate the sum by a Gamma RV via Lemma 1. For that, we need the first and second moments of the sum. Note that the denominator of k and the numerator of θ in Lemma 1 are the variance, which is easier to calculate here. The mean and variance of the sum under unit-power i.i.d. conditions are given by

$$\begin{aligned} \mu_{S_1} &= \sum_{n=1}^N \mathbb{E}\{|\mathbf{h}_{\text{BS},n}| |\mathbf{g}_{1,n}|\} = N \mu_1, \\ \mu_{S_1}^{(2)} - \mu_{S_1}^2 &= \sum_{n=1}^N \text{Var}\{|\mathbf{h}_{\text{BS},n}| |\mathbf{g}_{1,n}|\} = N(1 - \mu_1^2), \end{aligned}$$

with

$$\mu_1 = \mathbb{E}\{|\mathbf{h}_{\text{BS},n}| |\mathbf{g}_{1,n}|\} = \mathbb{E}\{|\mathbf{h}_{\text{BS},n}|\} \mathbb{E}\{|\mathbf{g}_{1,n}|\}$$

being the product of the mean of two independent Nakagami RVs. Substituting the values, we arrive at the final result. \square

The quality of this Gamma approximation improves with the number of IRS elements, as known from the CLT. To get a feeling for the approximation, Figure 1 shows the density in log-scale for $N = 4$. As can be seen, the approximation holds very well even in the case of only four elements.

Let $H_{1,d} = \sqrt{\ell_{h_1}} |h_1|$ and $H_{1,r} = \sqrt{\ell_{\text{BS}} \ell_{g_1}} S_1$ be the pathloss-scaled fading coefficients of the direct and reflection links, the channel power of UE1 can now be written as

$$Z_1 = (H_{1,d} + H_{1,r})^2. \quad (6)$$

Using the scaling properties, the terms are distributed as

$$H_{1,d} \sim \text{Nakagami}(m_{h_1}, \ell_{h_1}), \quad (7)$$

$$H_{1,r} \sim \Gamma(Nk_{S_1}, \sqrt{\ell_{\text{BS}}\ell_{g_1}}\theta_{S_1}), \quad (8)$$

where $k_{S_1} = \mu_1^2/(1 - \mu_1^2)$ and $\theta_{S_1} = (1 - \mu_1^2)/\mu_1$. Finally, we approximate Z_1 by our originally intended Gamma RV. Again, we need access to the first and second moments. Those are given under independence by the following lemma.

Lemma 3. The first two moments of UE1 channel power (under coherent combining) are given by

$$\begin{aligned} \mu_{Z_1} &= \mu_{H_{1,d}}^{(2)} + \mu_{H_{1,r}}^{(2)} + 2\mu_{H_{1,d}}\mu_{H_{1,r}}, \\ \mu_{Z_1}^{(2)} &= \mu_{H_{1,d}}^{(4)} + \mu_{H_{1,r}}^{(4)} + 6\mu_{H_{1,d}}^{(2)}\mu_{H_{1,r}}^{(2)} \\ &\quad + 4\mu_{H_{1,d}}^{(3)}\mu_{H_{1,r}} + 4\mu_{H_{1,d}}\mu_{H_{1,r}}^{(3)}, \end{aligned}$$

where

$$\begin{aligned} \mu_{H_{1,d}}^{(p)} &= \frac{\Gamma(m_{h_1} + \frac{p}{2})}{\Gamma(m_{h_1})(m_{h_1}/\ell_{h_1})^{p/2}}, \\ \mu_{H_{1,r}}^{(p)} &= \frac{\Gamma(Nk_{S_1} + p)(\sqrt{\ell_{\text{BS}}\ell_{g_1}}\theta_{S_1})^p}{\Gamma(Nk_{S_1})}. \end{aligned}$$

Proof. Proof follows directly by expanding (6) and substituting the moments of Nakagami and Gamma RVs. \square

Evaluating $\mu_{H_{1,r}}^{(2)}$, we find that it is given by $\mu_{H_{1,r}}^{(2)} = \ell_{\text{BS}}\ell_{g_1}\theta_{S_1}^2(N^2k_{S_1}^2 + Nk_{S_1})$. This shows a quadratic improvement of the mean received power of Z_1 with the number of IRS elements N . However, notice the presence of the composite pathloss of the channel $\ell_{\text{BS}}\ell_{g_1}$, meaning that in order for the promised gains to be realized, N should be large enough such that the IRS can overcome the pathloss. After scaling with P_1 , the UE1 receive power follows the distribution

$$Z_1 P_1 \stackrel{\text{approx}}{\sim} \Gamma(k_1, P_1\theta_1), \quad (9)$$

where k_1 and θ_1 are the Gamma RV parameters matched to the moments in Lemma 3.

B. Statistics of the Randomly Combined UE

Assuming the channels of the users are uncorrelated, the combining will appear random for UE2. In that case, the effective channel power of UE2 is given by

$$Z_2 = \left| \sqrt{\ell_{h_2}}h_2 + \sqrt{\ell_{\text{BS}}\ell_{g_2}} \sum_{n=1}^N e^{j\phi_n} \mathbf{h}_{\text{BS},n} \mathbf{g}_{2,n} \right|^2. \quad (10)$$

Compared to (5), the sum term consists of out-of-phase complex-valued coefficients. Similarly to the previous subsection, we attempt to fit the sum by a simple distribution; namely, a complex-Gaussian through the conventional CLT.

Lemma 4. Let $S_2 = \sum_{n=1}^N e^{j\phi_n} \mathbf{h}_{\text{BS},n} \mathbf{g}_{2,n}$, then the distribution of S_2 can be approximated as

$$S_2 \stackrel{\text{approx}}{\sim} \mathcal{CN}(0, N).$$

Proof. Proof follows by application of the CLT on the sum of complex unit-power i.i.d. RVs. As shown in [15], even under correlation of the real and imaginary parts, the CLT still provides a good approximation. \square

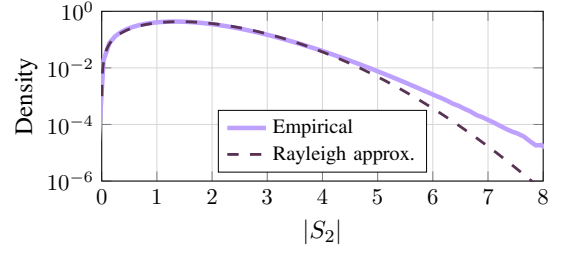


Fig. 2: Density of $|S_2|$ for $N = 4$, $m_{\text{BS}} = 3$, $m_{g_2} = 1$, and ϕ_n being uniformly distributed.

To see how good such an approximation is, we compare the magnitude of the sum with a Rayleigh fit (magnitude of Gaussian). This is shown in Figure 2 for $N = 4$. We see that it does provide a good fit; however, it is not as good (at the tails) compared to the Gamma approximation in the case before.

We proceed next in a similar fashion as in the coherent combining case. Let $H_{2,d} = \sqrt{\ell_{h_2}}h_2$ and $H_{2,r} = \sqrt{\ell_{\text{BS}}\ell_{g_2}}S_2$ be the pathloss-scaled fading coefficients of the direct and reflection links, the channel power of UE2 can be written as

$$Z_2 = |H_{2,d} + H_{2,r}|^2. \quad (11)$$

The distribution of the magnitudes is given by

$$|H_{2,d}| \sim \text{Nakagami}(m_{h_2}, \ell_{h_2}), \quad (12)$$

$$|H_{2,r}| \sim \text{Nakagami}(1, N\ell_{\text{BS}}\ell_{g_2}), \quad (13)$$

where the fact that Nakagami becomes Rayleigh for $m = 1$ has been applied here to unify notation. Now, we apply the Gamma approximation of the power for Z_2 . The first and second moments under independence are given by the following lemma.

Lemma 5. The first two moments of UE2 channel power (under random combining) are given by

$$\begin{aligned} \mu_{Z_2} &= \mu_{|H_{2,d}|}^{(2)} + \mu_{|H_{2,r}|}^{(2)}, \\ \mu_{Z_2}^{(2)} &= \mu_{|H_{2,d}|}^{(4)} + \mu_{|H_{2,r}|}^{(4)} + 4\mu_{|H_{2,d}|}^{(2)}\mu_{|H_{2,r}|}^{(2)}, \end{aligned}$$

where

$$\begin{aligned} \mu_{|H_{2,d}|}^{(p)} &= \frac{\Gamma(m_{h_2} + \frac{p}{2})}{\Gamma(m_{h_2})(m_{h_2}/\ell_{h_2})^{p/2}}, \\ \mu_{|H_{2,r}|}^{(p)} &= \Gamma\left(1 + \frac{p}{2}\right)(N\ell_{\text{BS}}\ell_{g_2})^{p/2}. \end{aligned}$$

Proof. For μ_{Z_2} , the proof is trivial. As for $\mu_{Z_2}^{(2)}$, we have

$$\begin{aligned} \mu_{Z_2}^{(2)} &= \mathbb{E}\{|H_{2,d}|^4 + |H_{2,r}|^4 + 2|H_{2,d}|^2|H_{2,r}|^2 \\ &\quad + 4|H_{2,d}|^2\Re\{H_{2,d}^*H_{2,r}\} + 4|H_{2,r}|^2\Re\{H_{2,d}^*H_{2,r}\} \\ &\quad + 4\Re\{H_{2,d}^*H_{2,r}\}^2\}. \end{aligned}$$

Since $\Re\{H_{2,d}^*H_{2,r}\} = \Re\{H_{2,d}\}\Re\{H_{2,r}\} + \Im\{H_{2,d}\}\Im\{H_{2,r}\}$, then under the assumptions of independence and zero-mean symmetry, we get $\mathbb{E}\{\Re\{H_{2,d}^*H_{2,r}\}\} = 0$. Assuming the power is equal across the real and imaginary parts, we have

$$\begin{aligned} \mathbb{E}\{\Re\{H_{2,d}^*H_{2,r}\}^2\} &= \mathbb{E}\{\Re\{H_{2,d}\}^2\}\mathbb{E}\{\Re\{H_{2,r}\}^2\} \\ &\quad + \mathbb{E}\{\Im\{H_{2,d}\}^2\}\mathbb{E}\{\Im\{H_{2,r}\}^2\} \\ &= \mathbb{E}\{|H_{2,d}|^2\}\mathbb{E}\{|H_{2,r}|^2\}/2, \end{aligned}$$

where the last equation follows from $\mathbb{E}\{\Re\{H_{2,d}\}^2\} = \mathbb{E}\{\Im\{H_{2,d}\}^2\} = \mathbb{E}\{|H_{2,d}|^2\}/2$, and similarly for the reflection term. Collecting the terms, and substituting the moments of Nakagami RVs, we get the final results. \square

Evaluating $\mu_{|H_{2,r}|}^{(2)}$, it is given by $N\ell_{\text{BS}}\ell_{g_2}$. This shows a linear increase of the mean receive power of Z_2 with N , in contrast to the quadratic increase under the coherent combining case. After scaling with P_2 , the UE2 receive power follows the distribution

$$Z_2 P_2 \stackrel{\text{approx}}{\sim} \Gamma(k_2, P_2 \theta_2), \quad (14)$$

where k_2 and θ_2 are the Gamma parameters matched to the moments in Lemma 5.

IV. INTERFERENCE CANCELLATION OUTAGE ANALYSIS

In the following, we calculate the outage probability for the uplink IRS-NOMA system under IC. First, we evaluate the outage probability without IC.

Proposition 1. Let $Z_i P_i \sim \Gamma(k_i, P_i \theta_i)$ be the received power of the i^{th} -UE, $Z_j P_j \sim \Gamma(k_j, P_j \theta_j)$ the received power of the j^{th} -UE, with P_w being the noise power. The IRS-NOMA outage probability without IC is given by

$$p_{\text{out}}^{(i)} \approx I\left(\frac{\epsilon \hat{\theta}_j}{\hat{\theta}_i + \epsilon \hat{\theta}_j}; \hat{k}_i, \hat{k}_j\right),$$

where $I(\cdot; \cdot, \cdot)$ is the regularized incomplete beta function, and

$$\begin{aligned} \hat{k}_i &= k_i, & \hat{\theta}_i &= \theta_i P_i, \\ \hat{k}_j &= \frac{(k_j \theta_j P_j + P_w)^2}{k_j (\theta_j P_j)^2}, & \hat{\theta}_j &= \frac{k_j (\theta_j P_j)^2}{k_j \theta_j P_j + P_w}. \end{aligned}$$

Proof. Let $X \sim \Gamma(k_X, \theta_X)$ and $Y \sim \Gamma(k_Y, \theta_Y)$ be two independent Gamma RVs, then their ratio $R = X/Y$ is known to be beta prime distributed, i.e.,

$$R \sim \beta'(k_X, k_Y, 1, \theta_X/\theta_Y),$$

with its CDF given by

$$\mathbb{P}\{R \leq \epsilon\} = I\left(\frac{\epsilon \theta_Y}{\theta_X + \epsilon \theta_Y}; k_X, k_Y\right).$$

However, the denominator in (3) is not Gamma, due to the presence of the noise term. Therefore, we approximate the interference-plus-noise term by an equivalent Gamma RV, again, via moments matching. By doing so, and using the Gamma scaling property, we arrive at the final results. \square

The detection scheme we consider here is parallel, in the sense that UE1, UE2, or both can be detected correctly at the first iteration and removed from the received signal. Whatever remains can be detected in the second iteration after IC. Such formulation allows us to assume an arbitrary cancellation order and save us the hassle of ordered statistics as would be required under successive IC. This is formulated in the following proposition.

Proposition 2. The IRS-NOMA outage probability of the i^{th} -UE under IC is given by

$$p_{\text{out, IC}}^{(i)} \approx 1 - \min(p_{\text{succ}}^{(i)} + p_{\text{succ}}^{(j)} p_{\text{succ, SNR}}^{(i)}, p_{\text{succ, SNR}}^{(i)}),$$

Parameter	Value
#IRS elements	$N = 32$
Transmit powers	$P_1 = P_2 = P = 20$ or 35 dBm
Nakagami parameters	$m_{\text{BS}} = 6$ $m_{h_1} = 4, m_{h_2} = 1.1$ $m_{g_1} = m_{g_2} = 2.25$
Pathlosses	$\ell_{\text{BS}} = -60$ dB $\ell_{h_1} = -110$ dB, $\ell_{h_2} = -120$ dB $\ell_{g_1} = \ell_{g_2} = -60$ dB
Noise power	$P_w = -100$ dBm

TABLE I: Scenario parameters.

where $p_{\text{succ}}^{(i)} = 1 - p_{\text{out}}^{(i)}$ and $p_{\text{succ, SNR}}^{(i)} = 1 - p_{\text{out, SNR}}^{(i)}$ are the success probabilities, with $p_{\text{out, SNR}}^{(i)}$ as defined in (4) is the Gamma CDF given by

$$p_{\text{out, SNR}}^{(i)} = \gamma(k_i, \epsilon P_w / (\theta_i P_i)),$$

with $\gamma(\cdot, \cdot)$ being the regularized incomplete Gamma function.

Proof. There are two paths for a successful detection of the i^{th} -UE: it is detected correctly in the first iteration; or, it is not, but the other UE is detected correctly, and after IC, the i^{th} -UE is detected interference-free in the presence of noise only. Following those events, we can approximate the success probability under IC as $p_{\text{succ, IC}}^{(i)} \approx p_{\text{succ}}^{(i)} + p_{\text{succ}}^{(j)} p_{\text{succ, SNR}}^{(i)}$. The detection sequence just mentioned is not of fully independent events; hence, the approximation sign. To further improve the approximation, we use the fact that the performance cannot be better than that of the interference-free noise-only case. We get the final results by taking the minimum between this expression and the noise-only case. \square

V. ANALYSIS OF AN EXAMPLE SCENARIO

We assume a scenario where UE1 is received at the BS with 10 dB higher power than UE2 through the direct links, and they are assisted by a 32-elements IRS. The strong user (UE1) and the IRS are assumed to have good LOS to the BS, while the weak user (UE2) experiences close to Rayleigh fading. The two UEs are assumed to have a moderate LOS to the IRS. This is set by adjusting the corresponding m parameters. The scenario parameters are summarized in Table I.

We investigate the outage under IC (via Proposition 2) for the two strategies where the IRS is either configured to boost UE1, which is what our analysis was based on, or, the IRS is configured to boost UE2, which is obtained by switching indices in the analysis, i.e., UE2 is coherently combined, while UE1 is randomly combined. As a baseline, we show the performance of NOMA without IRS assistance. This can be easily obtained by setting $\ell_{\text{BS}} = 0$ in the analysis. Figure 3 and Figure 4 show the outage performance for transmit powers of 20 dBm and 35 dBm, respectively. This allows us to investigate the performance for both the low and high SNR regimes.

The first observation we make is that the weak NLOS-dominated user (UE2) always benefits from the deployment of the IRS, whether the IRS is configured to boost its power, or the other UE. We see this trend at both low and high SNR. For the other LOS-dominated user (UE1), the story is different. At low outage thresholds, and when the IRS is configured to boost UE2, the performance of UE1 is worse compared to the NOMA only case, especially at low SNR. This can be

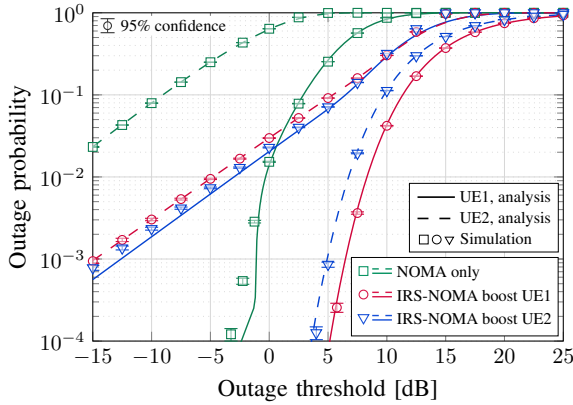


Fig. 3: Outage performance at low SNR ($P = 20$ dBm).

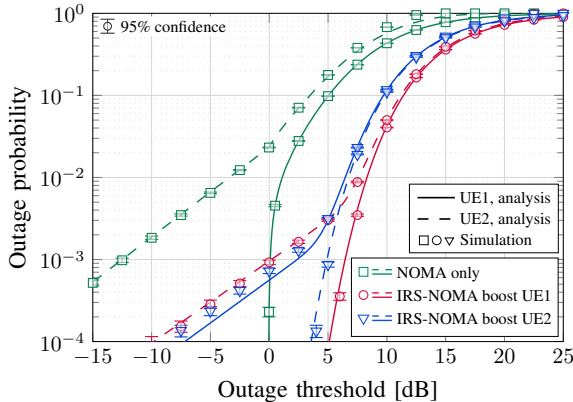


Fig. 4: Outage performance at high SNR ($P = 35$ dBm).

explained as follows. When the IRS is configured to boost UE2, the combining will appear random for UE1, i.e., the fading amplitude will consist of a dominant LOS plus a group of randomly combined amplitudes. Due to those additional added components, the LOS-dominated fading is destroyed, and the probability that a UE goes into a deeper fade becomes higher, and this is reflected in its outage probability. We can infer this degradation from the expressions in our analysis; at low outage thresholds, the performance is dominated by noise, i.e., $p_{\text{out, IC}}^{(i)} \approx p_{\text{out, SNR}}^{(i)}$, meaning that we only need to consider the statistics of Z_2 . If we assume that only the direct path exists and it has a strong LOS ($m_{h_2} \rightarrow \infty$), then its moments are given by $\mu_{Z_2} = \ell_{h_2}$ and $\mu_{Z_2}^{(2)} = \ell_{h_2}^2$. If we now perform the moments matching, then this results in a scale parameter $\theta_2 \rightarrow 0$, leading to a very fast decaying tail of the Gamma distribution, which corresponds to a steep slope of the outage curve. If we now add the reflection path, then the difference between μ_{Z_2} and $\mu_{Z_2}^{(2)}$ will increase, leading to a higher θ_2 , i.e., more spread of the distribution. Since the terms are out-of-phase under random combining, then the spread will occur in both directions around the LOS component and results in a wider tail, leading to a flatter outage slope. This indicates that it might not be a good idea to pair a UE that has a strong LOS to both the BS and the IRS with another UE, while configuring the IRS to boost that other UE. Nevertheless, one can argue that for the LOS UE, it is received with high power at the BS, and therefore it will probably try to operate at high rates, corresponding to high outage thresholds. In that case, and as can be seen in Figure 4, the outage performance

of UE1 is always better at sufficiently high outage thresholds. Alternatively, instead of configuring the entire IRS to boost either of the UEs, one possibility is to split the surface between the two UEs, such that a certain performance is guaranteed for each UEs. This has the potential of reducing the degradation due to the LOS conditions mentioned above.

VI. CONCLUSIONS

In this letter, we investigate the outage performance of an IRS-assisted NOMA uplink, where all users have direct and reflection links, and all links undergo Nakagami- m fading. Using second-order moments matching, the received powers of the NOMA users are approximated with Gamma RVs. This allows for flexible modeling of the propagation environment, while giving rise to tractable outage expressions under IC. We analyzed an example scenario in which one of the UEs has a dominant LOS connection to the BS, while the other UE has a dominant NLOS, and made the following observations:

- Presence of the IRS always improves the performance of the NLOS UE, irrespectively of the IRS configuration.
- At low outage thresholds, the presence of the IRS might degrade the performance of the LOS-dominated UE, if the IRS is configured to boost the other UE. This is especially pronounced at low SNR.

The accuracy of the analysis is verified by simulations.

REFERENCES

- [1] M. D. Renzo *et al.*, "Smart radio environments empowered by reconfigurable AI meta-surfaces: an idea whose time has come," *EURASIP Journal on Wireless Communications and Networking*, vol. 2019, no. 1, p. 129, May 2019.
- [2] Q. Wu and R. Zhang, "Intelligent Reflecting Surface Enhanced Wireless Network via Joint Active and Passive Beamforming," *IEEE Transactions on Wireless Communications*, vol. 18, no. 11, pp. 5394–5409, 2019.
- [3] —, "Towards Smart and Reconfigurable Environment: Intelligent Reflecting Surface Aided Wireless Network," *IEEE Communications Magazine*, vol. 58, no. 1, pp. 106–112, 2020.
- [4] F. Fang *et al.*, "Energy-Efficient Design of IRS-NOMA Networks," *IEEE Transactions on Vehicular Technology*, pp. 1–1, 2020.
- [5] M. Fu, Y. Zhou, and Y. Shi, "Intelligent Reflecting Surface for Downlink Non-Orthogonal Multiple Access Networks," in *2019 IEEE Globecom Workshops (GC Wkshps)*, 2019, pp. 1–6.
- [6] Z. Ding and H. Vincent Poor, "A Simple Design of IRS-NOMA Transmission," *IEEE Communications Letters*, vol. 24, no. 5, pp. 1119–1123, 2020.
- [7] A. S. de Sena *et al.*, "What Role Do Intelligent Reflecting Surfaces Play in Multi-Antenna Non-Orthogonal Multiple Access?" arXiv: 2009.09459, 2020.
- [8] Y. Cheng *et al.*, "Downlink and Uplink Intelligent Reflecting Surface Aided Networks: NOMA and OMA," arXiv: 2005.00996, 2020.
- [9] Z. Ding *et al.*, "Application of Non-Orthogonal Multiple Access in LTE and 5G Networks," *IEEE Communications Magazine*, vol. 55, no. 2, pp. 185–191, 2017.
- [10] I. Atzeni, J. Arnau, and M. Kountouris, "Downlink Cellular Network Analysis With LOS/NLOS Propagation and Elevated Base Stations," *IEEE Transactions on Wireless Communications*, vol. 17, no. 1, pp. 142–156, 2018.
- [11] J. Lyu and R. Zhang, "Spatial Throughput Characterization for Intelligent Reflecting Surface Aided Multiuser System," *IEEE Wireless Communications Letters*, vol. 9, no. 6, pp. 834–838, 2020.
- [12] I. Florescu, *Probability and Stochastic Processes*. Wiley, 2014.
- [13] A. Papoulis, *The Fourier integral and its applications*. New York: McGraw-Hill, 1962.
- [14] S. Atapattu *et al.*, "Reconfigurable Intelligent Surface assisted Two-Way Communications: Performance Analysis and Optimization," arXiv: 2001.07907, 2020.
- [15] Z. Ding, R. Schober, and H. V. Poor, "On the Impact of Phase Shifting Designs on IRS-NOMA," *IEEE Wireless Communications Letters*, pp. 1–1, 2020.