

Distributed Locally Non-interfering Connectivity via Linear Temporal Logic

Hans Riess¹

Yiannis Kantaros²

George Pappas¹

Robert Ghrist^{1,3}

Abstract—In this paper, we consider networks of static sensors with integrated sensing and communication capabilities. The goal of the sensors is to propagate their collected information to every other agent in the network and possibly a human operator. Such a task requires constant communication among all agents which may result in collisions and congestion in wireless communication. To mitigate this issue, we impose locally non-interfering communication constraints that must be respected by every agent. We show that these constraints along with the requirement of propagating information in the network can be captured by a Linear Temporal Logic (LTL) framework. Existing temporal logic control synthesis algorithms can be used to design correct-by-construction communication schedules that satisfy the considered LTL formula. Nevertheless, such approaches are centralized and scale poorly with the size of the network. We propose a distributed LTL-based algorithm that designs communication schedules that determine which agents should communicate while maximizing network usage. We show that the proposed algorithm is complete and demonstrate its efficiency and scalability through numerical experiments.

I. INTRODUCTION

Current demands in the Internet of Things (IoT) [3] implore the need for more adaptable, *laissez-faire*, and efficient connectivity scheduling protocols as more wireless-connected and increasingly mobile devices require transmitting data to nearby devices more frequently than ever before, with increased needs for privacy and security as well. The market-ready 5G standard [1] offers drastic improvements in latency, base-station capacity, and data rates, and moves away from the base-station centered network topology in favor of a more complex device-centered topology. In low-range wireless or LIDAR (Light Detection and Ranging) networks, especially sensor networks, the topology of both the network and the coverage region can be uncertain or unknown to command units. These considerations highlight the need for more sophisticated scheduling protocols informed by topology of the network. One such approach to optimize network usage while avoiding collisions is to allow the presence of simultaneous access to the network while satisfying a local non-interference rule.

In particular, in this paper we consider networks of static sensors with integrated sensing and communication capabilities. The sensors collect information about the ambient

environment which needs to be available to everyone in the network and possibly a human operator. Such tasks require constant communication among all agents which may result in collisions and congestion in wireless communication. To mitigate this issue, we propose a novel distributed algorithm that designs communication schedules that determine which agents should communicate (i.e., which communication links should be activated) and when communication should happen while optimizing network usage. The schedules are designed by solving an optimal temporal logic control problem. In particular, we define a Linear Temporal Logic formula [4] that requires all available communication links among agents to be activated infinitely often to ensure that information can be propagated across the network while respecting local non-interference constraints that require each agent to communicate to only one agent at a time. Schedules that satisfy the considered temporal logic specification can be computed by employing existing temporal logic control synthesis algorithms [27], [19], [7], [4] or off-the-shelf model checkers [13]. Nevertheless, such approaches are centralized and scale poorly with the size of the network. To mitigate this issue, we propose a distributed approach that relies on decomposing the network into smaller networks via commanding agents that compute plans for sensors in their range.

We show through simulation studies that the proposed *Locally Non-interfering Connectivity* (LNC) method can be used to design schedules for large static sensor networks. Our key contribution to the literature is a distributed method for satisfying linear temporal logic constraints distributed over a network. As a secondary contribution, we open a new line of research that studies information propagation over graphs subject to semantic constraints (e.g. in linear temporal logic or other modal logics).

Related Research: Several works have been proposed to design controllers that ensure point-to-point or end-to-end network connectivity of *mobile* robot networks for all time. Such controllers either rely on graph theoretic approaches [31], [15], [32], [26], [30] or employ more realistic communication models that take into account path loss, shadowing, and multi-path fading as well as optimal routing decisions for desired information rates [33], [29], [18], [28]. Intermittent connectivity methods that allow the mobile agents to temporarily get disconnected to accomplish their tasks and occasionally get back to connected configurations have also been proposed [12], [16]. Connectivity scheduling problems for static networks, similar to the one considered here, are addressed in [34], [6]. In particular, [34] addresses the control of switching networks via Laplacian

¹University of Pennsylvania, Dept. of Electrical/Systems Engineering; ²U. Penn., Dept. of Computer and Information Science; ³U. Penn., Dept. of Mathematics. Email: {hmr, kantaros, pappasg, ghrist}@seas.upenn.edu. Mailing address: 200 S. 33rd St. Philadelphia, PA 19104. The authors [HR, RG] were supported by Office of Naval Research (Grant No. N00014-1442-16-1-2010). The authors [YK, GP] were supported by ARO DCIST and AFOSR Assured Autonomy.

dynamics in which nodes can alternate between *sleep* and *active* states while guaranteeing a multi-hop path to and from a subset of boundary nodes. Note that [34] address a point-to-point connectivity problem while here our goal is to ensure that information collected by any sensor at any time will eventually be propagated to any other sensor. A connectivity scheduling problem is posed and solved via mixed-integer programming in [6], although the goals of the problem addressed there (i.e. providing communication services to static nodes) are different from ours. As a novel contribution of this paper, we furnish a distributed algorithm to design communication schedules over wireless sensor networks that maximize network usage and respect non-interference constraints as specified by an LTL formula.

Outline: The rest of the paper is summarized as follows. In Section II, we formally define the scheduling connectivity problem with non-interference constraints that is solved by a distributed algorithm presented in Section III-B. In Section IV, we present simulation studies that validate the efficiency of the proposed approach. In Section V, we discuss a blueprint for a completely decentralized solution to our scheduling problem, as well as posit a modification of our main Algorithm to better suit networks whose links are not determined by proximity.

II. PROBLEM FORMULATION

Consider a collection of N stationary agents located at positions x_i , $i \in \{1, \dots, N\}$ with integrated sensing and wireless communication capabilities that are placed in key locations where continuous sensing and communication is required. Assume $X = \{x_i\}_{i=1}^N$ is a subset of Z , a compact (equivalently, closed and bounded) subset of \mathbb{R}^d . Each agent collects information that needs to be propagated to all other agents and possibly a user. Specifically, we assume that each agent is capable of communicating with any other agent that is within range $r > 0$. This setup can be modeled as an undirected graph $\mathcal{G} = (\mathcal{V}, \mathcal{E})$ where $\mathcal{V} = \{1, \dots, N\}$ is the set of nodes and $\mathcal{E} = \{ij \mid \|x_i - x_j\| \leq r\} \subseteq \mathcal{V} \times \mathcal{V}$ is a set of edges, or links. For any node $i \in \mathcal{V}$, let \mathcal{N}_i be a set that collects all neighbors of i , i.e., $\mathcal{N}_i = \{j \neq i \mid ij \in \mathcal{E}\}$. Similarly, define the k -hop neighborhood of a node, $\mathcal{N}_k(i)$. Also, for any edge ij we define the neighborhood of a link, $\mathcal{N}_{ij} = \{i'j' \mid (i' = i, j' \in \mathcal{N}_i) \vee (j' = j, i' \in \mathcal{N}_j)\}$ that collects all edges associated with nodes i and j . For convenience, let $B_r(x) = \{y \mid \|x - y\| < r\}$ denote the open ball of radius r centered around x .

To ensure propagation of information, frequent intermittent communication among all agents is required. This may result in communication congestion, especially in large and dense networks. Therefore, we impose locally non-interfering communication constraints. In particular, we require that when communication between nodes i and j happens, i.e., when the communication link ij is active, all other communication links in the set \mathcal{N}_{ij} are deactivated. We say that the network is *locally non-interfering* at link $e \in \mathcal{E}$, when all links $e' \in \mathcal{N}_{ij}$ are deactivated. Also, the network is *globally non-interfering* if it is locally non-interfering for

every edge $e \in \mathcal{E}$. Our goal is to compute a schedule that determines the order in which the links should be activated so that (i) all links are activated infinitely often to ensure that information collected by any sensor node will eventually be transmitted to all other nodes while (ii) ensuring globally non-interfering communication all the time.

To formally model requirements (i)-(ii), we employ Linear Temporal Logic (LTL). The basic ingredients of LTL are a set of atomic propositions \mathcal{AP} , the boolean operators, i.e., conjunction \wedge , and negation \neg , and two temporal operators, next \bigcirc and until \mathcal{U} . LTL formulas over a set \mathcal{AP} can be constructed based on the following grammar: $\phi ::= \text{true} \mid \pi \mid \phi_1 \wedge \phi_2 \mid \neg\phi \mid \bigcirc\phi \mid \phi_1 \mathcal{U} \phi_2$, where $\pi \in \mathcal{AP}$. For brevity we abstain from presenting the derivations of other Boolean and temporal operators, e.g., *always* \square , *eventually* \diamond , *infinitely often* $\square\Diamond$, *at some point forever* $\Diamond\square$, *disjunction* \vee , and *implication* \Rightarrow , which can be found in [4]. Specifically, requirements (i)-(ii) can be captured by the following LTL specification:

$$\varphi = \bigwedge_{ij \in \mathcal{E}} \varphi_{ij}, \quad (1)$$

that requires the LTL sub-formula φ_{ij} to be true for all links $ij \in \mathcal{E}$, where

$$\varphi_{ij} = \underbrace{\square \left(\pi^{ij} \Rightarrow \bigwedge_{i'j' \in \mathcal{N}_{ij}} \neg \pi^{i'j'} \right)}_{(a)} \wedge \underbrace{\square \Diamond \pi^{ij}}_{(b)}, \quad (2)$$

where π^{ij} is Boolean variable that is true whenever link ij is activated. Note that formula (2) requires link ij to be activated infinitely often while respecting the locally non-interference constraints, i.e., that all other links $e' \in \mathcal{N}_{ij}$ are deactivated, as captured by part (b) and (a), respectively.

Modeling Link Activations as Transition Systems

To design a schedule for all agents, i.e., infinite sequences of activated links, that satisfy (1), we view the discrete-time dynamical system of link activations as a transition system, **TS**. First, we model a single link ij as a transition system.

Definition 1: Given a link $ij \in \mathcal{E}$, we define the *link transition system*, $TS^{ij} = (Q^{ij}, q_0^{ij}, \Sigma^{ij}, \rightarrow_{ij}, \mathcal{AP}^{ij}, o^{ij})$, where

- $Q^{ij} = \{q_0, q_1\}$ is the set of states where the states q_0 and q_1 encode that the link ij is activated and deactivated, respectively
- q_0^{ij} is an initial state (i.e., initially ij is deactivated)
- Σ^{ij} is the control input alphabet, *switch* or *standby*
- $\mathcal{AP}^{ij} = \{\pi^{ij}\}$ are the atomic propositions
- $q_k \xrightarrow{\sigma} q_{k'}$ are state transitions where $\sigma^{ij} \in \Sigma^{ij}$
- o^{ij} is an observation map taking a state to $o^{ij}(q) \in 2^{\mathcal{AP}}$

Then, we define a transition system modeling the entire network.

Definition 2: From a collection of TS^{ij} , define the *product transition system*, $\mathbf{TS} = (Q, Q_0, \Sigma, \rightarrow, \mathcal{AP}, o)$, where

- $Q = \{q^I\}_{I \in 2^{\mathcal{E}}}$ are states

- $Q_0 \subseteq Q$ are initial states
- $\rightarrow = \left\{ q^E \xrightarrow{\sigma \in \Sigma} q^{E'} \right\}$ are transitions
- $\mathcal{AP} = \left\{ \pi^{ij} \right\}_{ij \in \mathcal{E}}$ are the atomic propositions
- $o : Q \rightarrow 2^{\mathcal{AP}}$ given by $q^E \mapsto \left\{ \pi^{ij} \right\}_{ij \in E}$ is the observation map

We enrich our transition system with an associated cost to transition from any given state to another; we recommend three possible distances on $2^{\mathcal{E}}$ (Fig. 1).

Transition costs can encourage goals manifold, including but not limited to (i) fostering propagation of information, (ii) reducing energy costs associated to link rerouting, connection activation, or transmission power consumption, and (iii) avoiding trivial or undesirable (inefficient) traces (i.e. activate one edge at a time).

Definition 3: A (metric) weighted transition system with cost function, $c : \Sigma \rightarrow \mathbb{R}_+$, is a pair, (\mathbf{TS}, c) , where

$$c : \left(q^E \xrightarrow{\sigma \in \Sigma} q^{E'} \right) \mapsto d(E, E') \quad (3)$$

For a finite trace τ , define the cost to go,

$$\hat{J}(\tau) = \sum_{t=1}^{|\tau|-1} c(\tau_{t-1}, \tau_t) \quad (4)$$

Our goal is to compute a schedule $\tau = \tau(1)\tau(2)\dots$ defined as an infinite sequence of states of \mathbf{TS} that satisfies φ . In other words, τ determines the order in which links are activated and $\tau(k) \in Q$ collects the links that should be active at the k -th discrete time instant. Given any LTL formula φ , if there exists a schedule τ satisfying φ , then it can be written in a finite representation, called prefix-suffix structure, i.e., $\tau = \tau_{\text{pre}}[\tau_{\text{suf}}]^\omega$, where the prefix part $\tau_{\text{pre}} = \tau(0), \tau(1), \dots, \tau(K)$ is executed only once followed by the indefinite execution of the suffix part $\tau_{\text{suf}} = \tau(K+1), \tau(K+2), \dots, \tau(K+S)$, where $\tau(K+S) = \tau(K)$ and ω denotes the indefinite execution of τ_{suf} . Among all prefix-suffix schedules that satisfy φ , we select one that incurs the minimum cost defined as

$$J(\tau) = \hat{J}(\tau_{\text{pre}}) + \hat{J}(\tau_{\text{suf}}). \quad (5)$$

The problem we address in this paper can be summarized as follows.

Problem 1: Compute a schedule τ in a prefix-suffix form that satisfies the communication task captured in (1) and minimizes the cost function (5).

III. DESIGN OF NETWORK SCHEDULE

A. Centralized

Existing approaches can be employed to solve Problem 1 that rely on a coupling between the transition system, \mathbf{TS} ,

distance	$d(E, E'); E, E' \subseteq \mathcal{E}$
Jaccard	$1 - \frac{ E \cap E' }{ E \cup E' }; d(\emptyset, \emptyset) = 0$
optimal transport	$\min_{T: E \rightarrow E'} \sum_{i \in \text{vert}(E)} \ x_i - x_{T(i)}\ $
Hausdorff	$\min_{i \in \text{vert}(E)} \max_{i' \in \text{vert}(E')} \ x_i - x_{i'}\ $

Fig. 1. Three possible cost functions on the weighted transition system.

and what is called a Büchi automaton.

Definition 4: A Non-Deterministic Büchi Automaton (NBA) is a tuple, $B = (S, \Sigma, \delta, S_0, F)$ where

- S is a finite set of states
- Σ is an input alphabet
- $\delta : S \times \Sigma \rightarrow 2^S$
- $S_0 \subseteq S$ is a set of initial states
- $F \subseteq S$ is a set of accepting states

The global transition system and NBA are coupled so that $\Sigma = 2^{\mathcal{AP}}$. We say that B accepts an input word, $\sigma = \sigma_0\sigma_1\sigma_2 \dots \in (2^{\mathcal{AP}})^\omega$, if there is at least one (possibly many since B is non-deterministic) sequence of states, $\tau = s_0s_1s_2 \dots \in S^\omega$, such that $s_0 \in S_0$ and $|\{t : s_t \in F\}| = \infty$.

We say an LTL sentence φ is translated into an NBA, B_φ , if a $\sigma \models \varphi$ if and only if σ is accepted by B_φ .

It is known that every LTL sentence can be translated into an NBA (for a proof see [4][p. 278]). Once we have translated φ into B_φ , we construct the *Product Büchi Automaton* (PBA), $\mathbf{P} = \mathbf{TS} \otimes B_\varphi$ (see [4][p. 200] or [5][p. 42]). After quotienting out the underlying digraph of \mathbf{P} by strongly connected components, we perform a graph search for paths beginning at an initial state \mathbf{q}_0 that visit an accepting state in $Q \times F$ infinitely often. Projecting this path in \mathbf{P} onto \mathbf{TS} yields a trace $\tau \models \varphi$. The corresponding output word, τ_o , is an infinite sequence of subsets of activated edges solving Problem 1.

B. Distributed

The centralized (optimal) solution to Problem 1 on \mathcal{G} —having exponential time complexity—is resource demanding and computationally expensive, unmanageable even for relatively small networks as confirmed by our experiments. Even if larger networks are manageable with more powerful computers, the centralized algorithm is not scalable: our goal in this section is to solve Problem 1 in such a way that does not depend much on $|\mathcal{E}|$.

In the sequel we do not assume sensors are capable of computing temporal logic plans; hence, we will employ additional agents called *commanding agents* or *command nodes* with this capability. Commanding agents form an intermediate layer of schedulers who compute schedules for sensors under their respective jurisdictions, then push these schedules down to the executing sensor nodes.

We offer a robust approach—in principle, improving scalability—in which (additional) commanding agents (i) solve the local LNC problem for all sensors in their coverage region, and (ii) a global LNC problem is solved on the network formed by these commanding agents (Fig. 2). As an additional feature to the distributed approach, if new sensors are deployed or existing sensors fail, new plans need only be re-synthesized by commanding agents in range of these sensors.

We assume commanding agents have computing capabilities, and wireless communication capabilities, both among themselves and with sensing nodes. We also assume command agents have geospatial awareness. (Recall, we do not assume rank-and-file sensors have knowledge of their own

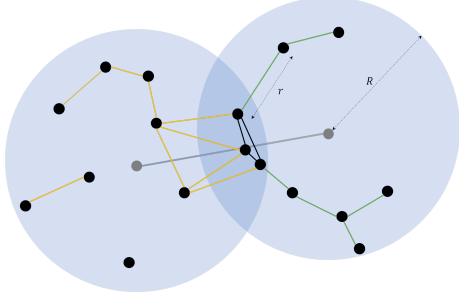


Fig. 2. Sensor network with two command nodes (grey). LNC plans for \mathcal{G}_1 (yellow/black edges) and \mathcal{G}_2 (green/black edges) synthesized by command nodes 1 and 2 respectively. Command nodes alternate executing their respective traces.

positions or other sensors' locations.) Command agents, once deployed, remain at positions, c_j , $j \in \{1, \dots, K\}$. Once activated, command agents have the ability to detect unique identifiers of rank-and-file sensors within their range R as well as control the activation of links between these sensors. Additionally, each commanding agent (node) is capable of communicating with peer commanding agents whose coverage regions overlap (i.e. within a range of $2R$), forming their own network $\mathcal{G}_{\text{cmd}} = (\mathcal{V}_{\text{cmd}}, \mathcal{E}_{\text{cmd}})$ where $\mathcal{V}_{\text{cmd}} = \{1, \dots, K\}$ is the set of commanding nodes and $\mathcal{E}_{\text{cmd}} = \{ij \mid \|c_i - c_j\| \leq 2R\} \subset \mathcal{V}_{\text{cmd}} \times \mathcal{V}_{\text{cmd}}$. Every command node in a given connected component of \mathcal{G}_{cmd} is aware of the topology of that connected component (e.g. via message passing of GPS coordinates).

Local plans are synthesized as follows: command nodes first collect sensor nodes within their range, R . For each, $j \in \mathcal{V}_{\text{cmd}}$, let $\mathcal{G}_j = (\mathcal{V}_j, \mathcal{E}_j)$ be the subgraph of \mathcal{G} generated by sensor nodes,

$$\{i \in \mathcal{V} \mid \|x_i - c_j\| \leq R\}$$

We assume command nodes are made aware of the topology of \mathcal{G}_j by passing messages with sensor nodes \mathcal{V}_j within their jurisdiction. Then, commanding nodes compute a local specification φ_j given by (1)–(2), restricted to \mathcal{G}_j .

Proposition 1: If $r < R$ and

$$\cup_{j \in \mathcal{V}_{\text{cmd}}} B_R(c_j) \supset X,$$

then every edge in \mathcal{E} is contained in (at least one) \mathcal{G}_j for some $j \in \mathcal{V}_{\text{cmd}}$. Furthermore, a given connected component of \mathcal{G} is controlled only by command nodes in a single connected component of \mathcal{G}_{cmd} .

Each command node j (likely offline) synthesizes an optimal plan $\tau_j \models \varphi_j$ (Section III-A); explicitly, a feasible prefix/suffix $\tau_{j,\text{pre}}, \tau_{j,\text{suf}}$ that minimizes the cost-to-go $J(\cdot)$ for a given choice of distance (Fig. 1). Command nodes, once activated, execute this plan. Care must be taken to avoid activating adjacent command nodes simultaneously, as their coverage regions overlap, possibly leading to link-activation collisions. We employ LTL planning (Section III-A) to synthesize a (feasible) trace of command node activations;

such a trace $\sigma = \sigma_{\text{pre}} [\sigma_{\text{suf}}]^\omega$ is said to be feasible if $\sigma \models \psi$ where

$$\psi = \bigwedge_{j \in \mathcal{V}_{\text{cmd}}} \left(\square \left(\pi^j \Rightarrow \bigwedge_{k \in \mathcal{N}_j} \neg \pi^k \right) \wedge \square \diamond \pi^j \right) \quad (6)$$

ψ specifies that every command node is activated infinitely often and it is always true that if a command node is activated, every command node in its 1-hop neighborhood is deactivated. Further details are described in Algorithm 1.

Algorithm 1 Distributed LNC (DLNC)

Input: \mathcal{G} (sensor net.), x_i (locations of sensors), $c_j, j \in \{1, 2, \dots, K\}$ (locations of command agents), T (time horizon), J with choice of transition cost $d(\cdot, \cdot)$ (Fig. 1)
Output: $\tau \in (2^{\mathcal{A}^{\mathcal{P}}})^\omega$ (global schedule of link activations)

- 1: command graph \mathcal{G}_{cmd} constructed by rule: $jk \in \mathcal{E}_{\text{cmd}}$ if $B_R(c_j) \cap B_R(c_k) \neq \emptyset$; command nodes in every connected component of \mathcal{G}_{cmd} aware of topology
- 2: **for** command nodes $j = 1$ **to** K **do**
- 3: (global) command node activation plan σ synthesized by j according to ψ
- 4: $\mathcal{G}_j \leftarrow$ subgraph induced by $\{i \in \mathcal{V} \mid \|c_j - x_i\| < R\}$
- 5: φ_j given by $\varphi_{|\mathcal{G}_i}$ translated to Büchi by j
- 6: command node j computes all (or sufficiently many) $\tau_j \models \varphi_j$; chooses τ_j minimizes $J(\cdot)$
- 7: **end for**
- 8: $s \leftarrow 0$
- 9: **loop**
- 10: **for** $t = 0$ **to** $T - 1$ **do**
- 11: **for all** command nodes $j \in \sigma_s$ **do**
- 12: $\tau(Ts + t) \leftarrow \cup_j \tau_j(t)$
- 13: **end for**
- 14: **end for**
- 15: $s \leftarrow s + 1$
- 16: **end loop**

Theorem 1: Assume $\cup_{j \in \mathcal{V}_{\text{cmd}}} B_R(c_j)$ covers the sensors X . (There always exist such a K by compactness of $Z \supset X$). Then, Algorithm 1 is complete.

Caveat lector: While a feasible output is guaranteed, the trace generated by Algorithm 1 is suboptimal because minimizing the cost of each summand in

$$J(\tau) = \sum_{j \in \mathcal{V}_{\text{cmd}}} J(\tau_j)$$

is not equivalent to minimizing the sum. This implores the need for future work in distributive temporal logic optimization.

Remark: Our distributed algorithm avoids the trivial feasible solution—activate every edge in the network one-at-a-time—because command nodes control the activations of multiple links in their domain, and multiple command nodes are activated simultaneously. We call such a trace τ_{seq} . It is true *a priori* $\tau_{\text{seq}} \models \varphi$. However, τ_{seq} is highly suboptimal, e.g. with respect to Jaccard distance (the cost of every transition is maximal i.e. 1).

IV. SIMULATIONS

Software: We use the package `P_MAS_TG` [10] for optimal temporal logic planning. The centralized component of our code calculates a φ from an input graph \mathcal{G} , then proceeds to translate φ and find an optimal plan. `P_MAS_TG` utilizes in the background the package `ltl2ba` [8] that translates a given LTL sentence into a Büchi automaton. The decentralized component of our code implements Algorithm 1 and stores \mathcal{G}_j, τ_j as `networkx` [11] attributes of command nodes.

Finding an optimal trace: A sampling algorithm, such as the one presented in [17], can find a feasible τ than approximately minimizes $J(\cdot)$. We do not implement this algorithm here as it is beyond the scope of this paper. Instead, we use the out-of-the-box path distance minimizing feature of `P_MAS_TG`. The package `M_MAS_TG` minimizes traveling distance between given region coordinates (e.g. locations in a warehouse for a robot to visit); we use a multi-dimensional scaling [22] algorithm to approximately embed **TS** into the unit square $[0, 1]^2$ in such a way that preserves Jaccard distance.

Command nodes: We select positions for $K = 10$ commanding agents. In order to ensure these command nodes cover every sensor in the network, we chose cluster centers c_j of the positions of rank-and-file sensors x_i via k-means [21] (implemented in `scikit-learn.cluster`).

Data: We study a real-world sensor network $N = 54$ located inside the Berkeley National Laboratory [24]. We assume sensors communicate at a radius $r = 6$ and commanding agents can control link connectivity within $R = 8$. The resulting graphs $\mathcal{G}, \mathcal{G}_{\text{cmd}}$ have 88 and 13 edges, respectively.

Consensus: We use a simple Laplacian consensus rule to quantify the propagation of information across the network under DLNC. Let $\mathbf{y} \in \mathbb{R}^N$ be a column-vector of states held by each node of \mathcal{G} . For a trace τ let \mathcal{G}^t denote the subgraph of edges activated at time t . Let $L(\mathcal{G}^t)$ be the *graph Laplacian* of this switching network [14]. Let $\epsilon^t \in (0, 1)$ be the step-size, possibly diminishing. Consider the Laplacian update, $\mathbf{y}^{t+1} = \mathbf{y}^t - \epsilon^t L(\mathcal{G}^t) \cdot \mathbf{y}^t$. Specifically, for node i , this is the message-passing scheme,

$$y_i^{t+1} = \begin{cases} y_i^t & \mathcal{N}_i^t \cap \mathcal{V}^t = \emptyset \\ (1 - \epsilon^t)y_i^t + \epsilon^t y_j^t & \mathcal{N}_i^t \cap \mathcal{V}^t \neq \emptyset \end{cases} \quad (7)$$

Let $\bar{y} = \frac{1}{N} \sum_{i=1}^N y_i$. We measure the degree of consensus achieved at \mathbf{y}^t via $\text{Var}(\mathbf{y}^t) = \frac{1}{N} \sum_{i=1}^N (y_i^t - \bar{y}^0)^2$.

Discussion of results: We compare intermittent consensus ($\epsilon^t = 0.5$) of the computed global trace τ (Algorithm 1) with intermittent consensus of the one-at-a-time trace τ_{seq} . Our simulation demonstrates that DLNC rapidly achieves localized consensus (Fig. 3), locally converging faster than τ_{seq} ; however, τ (globally) falls behind τ_{seq} in the long run (Fig. 4) and may converge to more than one point of consensus (two, in our case). Perhaps the trade-off here is that the efficiency (link activations per unit time) of τ

($\approx 4 - 8\%$) is far greater than the efficiency ($\approx 1\%$) of τ_{seq} (Fig. 5).

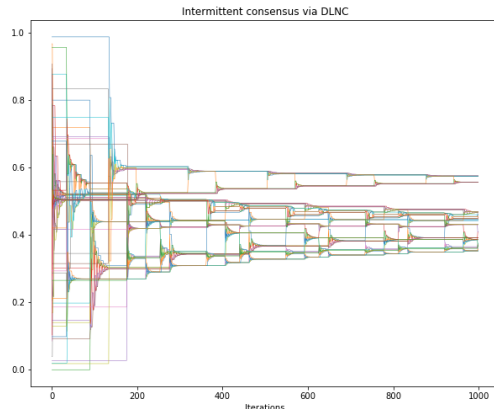


Fig. 3. Intermittent consensus (7) of sensors following $\tau \models \varphi$ calculated with our distributed algorithm (seeded at the same initial state).

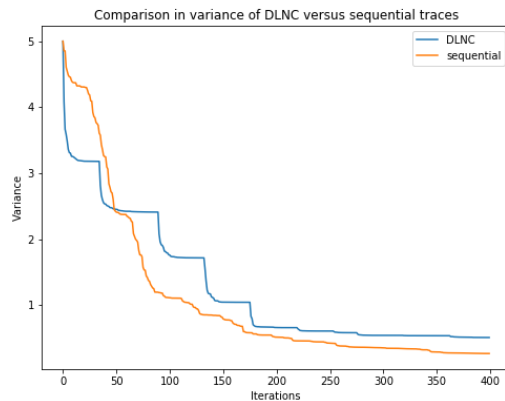


Fig. 4. DLNC approaches consensus in decreasingly rapid epochs. Activating links one-at-a-time achieves a lower variance in the long-run.

V. DISCUSSION

Semantic Propagation: It is perhaps a compelling question whether there is a general framework for networked temporal logic planning for a specification of the form

$$\varphi = \bigwedge_{i \in \mathcal{V}} \varphi_i$$

studied both in this work and in [16].

A truly decentralized approach would be to compute LTL plans on individual nodes of the network, rather than on command nodes. Recent work develops a new theory of Laplacian flow (i.e. a consensus algorithm) for lattice-valued data (e.g. boolean data, LTL specifications and more) over a network [9]. Avoiding the mathematical methods of [9], the LTL Laplacian can be interpreted as the map

$$(L\varphi)_i = \bigwedge_{j \in \mathcal{N}_i \cup i} \varphi_j$$

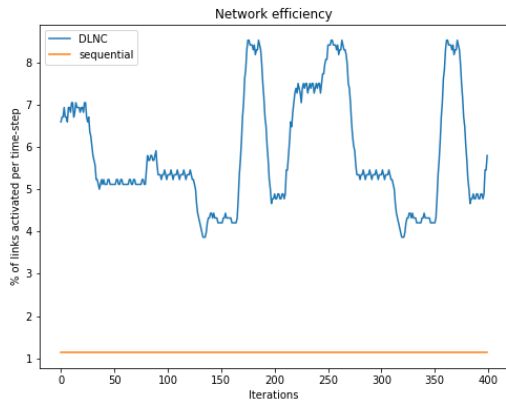


Fig. 5. We compare network efficiency of τ and τ_{seq} by taking a moving average of the percent of links simultaneously activated over a window of 50 time-steps. (The periodic behavior there is a result of a repeating σ_{suf} .)

taking the conjunction of φ_i with all formulae over the neighborhood of i . Semantic propagation is the result of iterating this Laplacian, eventually leading to locally constant (i.e. consensus over connected components) semantics over the entire network. Strict consensus may not be necessary for the synthesis of local LTL plans that *mostly* avoid conflicts. The authors suspect that a mixed-strategy of synthesizing temporal logic plans while iterating L is the correct approach.

Non-geometric networks: Suppose \mathcal{G} is not a sensor network i.e. nodes are not given as coordinates and edges are not defined by their proximity. Then, there is a modification of Algorithm 1 to solve Problem 1 in this case.

Fix $k > 0$ (analogous to R). Choose command nodes $\mathcal{V}_{\text{cmd}} \subseteq \mathcal{V}$. For each j in \mathcal{V}_{cmd} , let \mathcal{G}_j be the subgraph generated by $\mathcal{N}_k(j)$. Then, $\mathcal{E}_{\text{cmd}} = \{ij \in \mathcal{V}_{\text{cmd}} \times \mathcal{V}_{\text{cmd}} \mid \mathcal{N}_k(i) \cap \mathcal{N}_k(j) \neq \emptyset\}$. The rest of the algorithm holds as above.

REFERENCES

- [1] Agiwal, M., Roy, A., & Saxena, N. (2016). Next generation 5G wireless networks: A comprehensive survey. *IEEE Communications Surveys & Tutorials*, 18(3), 1617-1655.
- [2] Akyildiz, I. F., Su, W., Sankarasubramanian, Y., & Cayirci, E. (2002). Wireless sensor networks: a survey. *Computer networks*, 38(4), 393-422.
- [3] Atzori, L., Iera, A., & Morabito, G. (2010). The internet of things: A survey. *Computer networks*, 54(15), 2787-2805.
- [4] Baier, C., & Katoen, J. P. (2008). *Principles of model checking*. MIT press.
- [5] Belta, C., Yordanov, B., & Gol, E. A. (2017). *Formal methods for discrete-time dynamical systems* (Vol. 89). Cham, Switz.: Springer.
- [6] Chatzipanagiotis, N., & Zavlanos, M. M. (2016). Distributed scheduling of network connectivity using mobile access point robots. *IEEE Transactions on Robotics*, 32(6), 1333-1346.
- [7] Fainekos, G. E., Kress-Gazit, H., & Pappas, G. J. (2005, December). Hybrid controllers for path planning: A temporal logic approach. In *Proceedings of the 44th IEEE Conference on Decision and Control*, 4885-4890.
- [8] Gastin, P., & Oddoux, D. (2001). Fast LTL to Bchi automata translation. In *International Conference on Computer Aided Verification* (pp. 53-65). Springer, Berlin, Heidelberg.
- [9] Ghrist, R., & Riess, H. (2020). Cellular sheaves of lattices and the Tarski Laplacian. *arXiv preprint*.

- [10] Guo, M., & Dimarogonas, D. V. (2015). Multi-agent plan reconfiguration under local LTL specifications. *The International Journal of Robotics Research*, 34(2), 218235.
- [11] Hagberg, A., Swart, P., & S Chult, D. (2008). Exploring network structure, dynamics, and function using NetworkX (No. LA-UR-08-05495; LA-UR-08-5495). *Los Alamos National Lab.(LANL)*, Los Alamos, NM (United States).
- [12] Hollinger, G., & Singh, S. (2010, May). Multi-robot coordination with periodic connectivity. In 2010 IEEE International Conference on Robotics and Automation (pp. 4457-4462). IEEE.
- [13] Holzmann, G. J. (2004). *The SPIN model checker: Primer and reference manual* (Vol. 1003). Reading: Addison-Wesley.
- [14] Jadbabaie, A., Lin, J., & Morse, A. S. (2003). Coordination of groups of mobile autonomous agents using nearest neighbor rules. *IEEE Transactions on automatic control*, 48(6), 988-1001.
- [15] Ji, M., & Egerstedt, M. (2007). Distributed coordination control of multiagent systems while preserving connectedness. *IEEE Transactions on Robotics*, 23(4), 693-703.
- [16] Kantaros, Y., & Zavlanos, M. (2016). Distributed intermittent connectivity control of mobile robot networks. *IEEE Transactions on Automatic Control*, 62(7), 3109-3121.
- [17] Kantaros, Y., & Zavlanos, M. M. (2018). Sampling-based optimal control synthesis for multirobot systems under global temporal tasks. *IEEE Transactions on Automatic Control*, 64(5), 1916-1931.
- [18] Kantaros, Y., & Zavlanos, M. M. (2016). Distributed communication-aware coverage control by mobile sensor networks. *Automatica*, 63, 209-220.
- [19] Kloetzer, M., & Belta, C. (2009). Automatic deployment of distributed teams of robots from temporal logic motion specifications. *IEEE Transactions on Robotics*, 26(1), 48-61.
- [20] Leahy, K.J., Aksaray, D., & Belta, C. (2017). Informative path planning under temporal logic constraints with performance guarantees. *IEEE American Control Conference*, 1859-1865.
- [21] Lloyd, S. P. (1982). Least Squares Quantization in PCM. *IEEE Transactions on Information Theory*, 28(2), 129137. <https://doi.org/10.1109/TIT.1982.1056489>
- [22] Kruskal, J. B. (1964). Multidimensional scaling by optimizing goodness of fit to a nonmetric hypothesis. *Psychometrika*, 29(1), 127.
- [23] Li, B., Fei, Z., & Zhang, Y. (2018). UAV communications for 5G and beyond: Recent advances and future trends. *IEEE Internet of Things Journal*, 6(2), 2241-2263.
- [24] Madden, S. (2004). Intel lab data. Retrieved August 25, 2020, from <http://db.csail.mit.edu/labdata/labdata.html>
- [25] Pedregosa, F., Varoquaux, G., Gramfort, A., Michel, V., Thirion, B., Grisel, O., Duchesnay, E. (2011). Scikit-learn: machine learning in Python. *Journal of Machine Learning Research*, 12, 28252830.
- [26] Sabatini, L., Chopra, N., & Secchi, C. (2013). Decentralized connectivity maintenance for cooperative control of mobile robotic systems. *The International Journal of Robotics Research*, 32(12), 1411-1423.
- [27] Smith, S. L., Tmoy, J., Belta, C., & Rus, D. (2011). Optimal path planning for surveillance with temporal-logic constraints. *The International Journal of Robotics Research*, 30(14), 1695-1708.
- [28] Stephan, J., Fink, J., Kumar, V., & Ribeiro, A. (2017). Concurrent control of mobility and communication in multirobot systems. *IEEE Transactions on Robotics*, 33(5), 1248-1254.
- [29] Yan, Y., & Mostofi, Y. (2012). Robotic router formation in realistic communication environments. *IEEE Transactions on Robotics*, 28(4), 810-827.
- [30] Zavlanos, M. M., Egerstedt, M. B., & Pappas, G. J. (2011). Graph-theoretic connectivity control of mobile robot networks. *Proceedings of the IEEE*, 99(9), 1525-1540.
- [31] Zavlanos, M. M., & Pappas, G. J. (2007). Potential fields for maintaining connectivity of mobile networks. *IEEE Transactions on robotics*, 23(4), 812-816.
- [32] Zavlanos, M. M., & Pappas, G. J. (2008). Distributed connectivity control of mobile networks. *IEEE Transactions on Robotics*, 24(6), 1416-1428.
- [33] Zavlanos, M. M., Ribeiro, A., & Pappas, G. J. (2012). Network integrity in mobile robotic networks. *IEEE Transactions on Automatic Control*, 58(1), 3-18.
- [34] Zavlanos, M. M., Tahbaz-Salehi, A., Jadbabaie, A., & Pappas, G. J. (2008, June). Distributed topology control of dynamic networks. In 2008 American Control Conference (pp. 2660-2665). IEEE.