

Contingent Convertible Bonds in Financial Networks

Giovanni Calice¹, Carlo Sala², and Daniele Tantari^{3,*}

¹School of Business and Economics, Loughborough University, Loughborough, LE11 3TU, United Kingdom

²Department of Economics, Finance and Accounting, ESADE Business School (Ramon Llull University), Avenida de Torreblanca 59, Barcelona, Spain

³Mathematics Department, University of Bologna, Piazza di Porta San Donato 5, 40126, Bologna, Italy.

*daniele.tantari@unibo.it

ABSTRACT

We study the role of contingent convertible bonds (CoCos) in a complex network of interconnected banks. By studying the system's phase transitions, we reveal that the structure of the interbank network is of fundamental importance for the effectiveness of CoCos as a financial stability enhancing mechanism. Our results show that, under some network structures, the presence of CoCos can increase (and not reduce) financial fragility, because of the occurring of unneeded triggers and consequential suboptimal conversions that damage CoCos investors. We also demonstrate that, in the presence of a moderate financial shock, lightly interconnected financial networks are more robust than highly interconnected networks. This makes them a potentially optimal choice for both CoCos issuers and buyers.

Introduction

The 2007-2009 financial crisis highlighted the critical role of interbank interconnectedness in the stability of the global financial system and underscored a network-based approach to develop effective strategies for mitigating financial risk¹⁻⁶. Designed to reduce the impact of a lack of short-term liquidity in times of financial distress, Contingent Convertible bonds (henceforth, CoCos) have been extensively issued in the aftermath of the 2008-2009 financial crisis, with the goal of serving as a protective buffer during adverse times. CoCos are coupon-paying bonds that, either convert into equity shares, or are (fully or partially) written-off, when the issuer reaches a pre-specified level of financial distress. Hence, CoCos serve as regulatory instruments designed to absorb unexpected future losses of the issuing bank through automatic recapitalization triggered at a predefined level. This mechanism provides additional loss-absorbing capital to undercapitalized banks during periods when raising

fresh equity capital would be challenging.

First proposed by⁷, who initially described the use of CoCos as a capitalization buffer during economic downturns, the literature on CoCos began to take shape with the work of⁸ and⁹. As documented in a study by¹⁰, since the first issuance by Lloyd's, over 500 billion US dollars' worth of CoCos have been issued, spanning more than 400 different issues by various banks across different countries. In¹¹ is documented that the majority of banks issuing CoCos are large, highly leveraged institutions, particularly in BRICS and emerging economies, with the primary goal of meeting the risk provisions mandated by Basel III requirements. A comprehensive survey of this literature can be found in^{10,12}, along with their respective references. Notice that an effective modeling and design of CoCos is still a fundamental open and unresolved research question in the academic literature. Models where CoCos have a conversion trigger linked to accounting values are developed in^{13–16}, while CoCos configuration from a market value perspective are analyzed in^{17–20}. Finally, the incentive effects of CoCos in individual banks have been investigated in²¹. Overall, it is worth noticing that, due to their complexity, the configuration of CoCos is not trivial and, both academics and practitioners, still disagree on how CoCos should be structured and priced (see^{12,22,23}). The role of CoCos in bank capital regulation is explored in²⁴ and²⁵. Finally,^{26–34} discusses how the possible configurations of CoCos can lead to corporate governance problems like debt overhang, or to risk shifting/taking incentives and possible bank failures due to extreme deleveraging.

To the best of our knowledge, this is the first paper, along with³⁵, to analyze the role of CoCos in an interbank network. Differently from³⁵ we focus more on the interbank network to study the contagion and stability effects of CoCos. Specifically, we study whether the introduction of CoCos can effectively reduce the overall amount of systemic risk in the economy, in particular by mitigating the extent of default propagation that may result in systemic failures. Additionally we investigate whether, also in presence of CoCos, interconnected systems exhibit the 'robust-yet-fragile' phenomenon discussed by (^{36–39}).

To achieve this, we expand upon the work of³⁷ by incorporating CoCos into the financial system and exploring their interactions with the network's topology, thereby influencing financial stability. To shed light on the role of CoCos as financial stability instruments, we first revisit in Sections 1 and 2) the main results concerning the propagation of liquidity distress caused by exogenous shocks in the absence of CoCos. Next, in Section 3, we introduce CoCos in the banks' balance sheets, and analyze their effects within the financial network. We initially focus solely on CoCos, abstracting from the effects of equity conversion in the connected financial network. Subsequently, in Section 3.1, we consider a scenario where all banks in the financial network can effectively utilize CoCos proceeds. Our main findings confirm the robust-yet-fragile nature of financial networks, as documented in the absence of CoCos (^{40,41}). This characteristic persists in the presence of CoCos, where greater robustness to the contagion's trigger corresponds to a more pronounced impact of the contagion once it begins. In particular lightly interconnected networks, that are more prone to contagion also for small shocks, demonstrate greater robustness to moderate shocks in terms of the extent of contagion when compared to highly interconnected networks. Finally,

we find that the effectiveness of CoCos as a financial stability-enhancing mechanism is contingent upon the type of network and may not always benefit the economy. In fact, in the presence of moderate shocks, fully and highly interconnected networks can act as sources of unnecessary triggers, which are solely a consequence of network interconnections rather than bank defaults. This can lead to suboptimal conversions, potentially harming CoCos investors who may no longer receive coupon payments.

1 The interbank model

The inclusion of any debt securities on a bank's balance sheet establishes bilateral obligations between the issuer and the owner, which can be represented by constructing an interbank network with $n \in \mathbb{N}$ nodes. In the network, each bank is represented by a node, and the obligations are denoted by directed edges connecting these nodes. Specifically, a directed edge from node i to node j exists if bank i is creditor of bank j , such that y_{ij} represents the face value of the contract among the two banks.

Following³⁷, we focus on three time periods, denoted as t_0 , t_1 and t_2 . At t_0 each bank i is endowed with an initial capital. This initial capital can be lent to other banks, held as cash c_i , or invested in competitive projects. If lent to other banks, the interbank lending takes place at t_0 , and banks use the money borrowed to finance their investments. The investment can yield two types of returns: i) a short-term t_1 stochastic return r_i , or ii) a long-term t_2 deterministic return A_i , if the project is held until maturity.

At time t_1 banks honor their senior and interbank obligations. Senior obligations (e.g. taxes, wages), denoted as $s_i > 0$, are non-negative external liabilities that have the highest priority in repayment. For the interbank obligations, banks pay an interest rate on the principal, so that the face value y_{ij} of the j debt to bank i is the product of the amount borrowed and the interest rates. Identifying with $y_i = \sum_{j \neq i} y_{ji}$ the bank's i interbank obligations, it follows that the bank i total liabilities at time t_1 are $\sum_{j \neq i} y_{ji} + s_i = y_i + s_i$. In terms of liabilities liquidation, junior (interbank) debts have all equal seniority, and are paid after the senior debts. After senior debts are settled, in the event of a company default, junior debts are repaid proportionally based on their face values. Denoting what bank i returns to bank j as x_{ji} , it holds

$$x_{ji} = \phi_i y_{ji}, \quad \phi_i \in [0, 1] \quad \text{for any } i, j = 1, \dots, n.$$

The parameter ϕ_i indicates the bank's fitness, representing the fraction of the junior obligations that bank i can repay to its creditors. If $\phi_i < 1$ then bank i cannot honor its junior debt, while if senior debts cannot be honored, all junior debts remain completely unpaid, i.e., $\phi_i = 0$.

Banks can honor their obligations by using all the resources available at time t_1 . In a simplified model they include the liquidity (or liquid assets) available $z_i = c_i + r_i$, i.e. the sum of cash c_i and short term return from the project r_i , and what debtor banks effectively return at time t_1 , i.e. $\sum_{k \neq i} x_{ik}$. If necessary, banks have the option to

fully or partially liquidate their long-term investments, denoted as A_i , to acquire an additional liquidity budget of ζl_i , where $l_i \in [0, A_i]$ represents the bank's liquidation decision, and $\zeta \in [0, 1]$ signifies the cost of liquidating before maturity.

From this mechanism the repayment structure depends on the maximum amount of resources available at time t_1 , i.e. $h_i := z_i + \zeta A_i + \sum_{k \neq i} x_{ik}$ in relation to the total obligations, i.e. $s_i + y_i$. It follows that bank i returns to bank j the amount

$$x_{ji} = \phi_i y_{ji} = \begin{cases} y_{ji}, & \text{if } h_i > s_i + y_i \\ (h_i - s_i)y_{ji}/y_i & \text{if } h_i \in (s_i, s_i + y_i) \\ 0 & \text{if } h_i \in (0, s_i) \end{cases} \quad (1)$$

where, in the intermediate case of junior insolvency, bank i repays her creditors a fraction y_{ji}/y_i of the remaining resources available after senior debts are settled. In the other two cases bank i is either fully solvent $x_{ji} = y_{ji}$ ($\phi_i = 1$), or fully insolvent $x_{ji} = \phi_i = 0$. Note that the liquidation decision l_i becomes irrelevant because when a bank is insolvent, a full liquidation of the project is required, i.e., $l_i = A_i$. Eq. (1) can be written in a more compact form as

$$x_{ji} = \frac{y_{ji}}{y_i} \min(y_i, h_i - s_i)^+ = y_{ji} \min\left(1, \frac{h_i - s_i}{y_i}\right)^+, \quad (2)$$

where $[\cdot]^+ = \max[\cdot, 0]$. Dividing Eq. (2) by y_{ji} and using $\phi_i = x_{ji}/y_{ji}$, we can derive the financial distress propagation rule in terms of the bank's fitness:

$$\phi_i = \min\left(1, \frac{h_i(\phi) - s_i}{y_i}\right)^+ = f_{y_i, s_i}(h_i(\phi)), \quad (3)$$

Here, we emphasize that the available resources $h_i = z_i + \zeta A_i + \sum_{k \neq i} y_{ik} \phi_k$ depend on the fitness of other banks. We also define the activation function as $f_{y,s}(h) = \min(1, \frac{h-s}{y})^+$. Eq. (3) can be thought either as an updating rule for fitness propagation, $\phi_i^{t+1} = f_{y,s}(h_i(\phi^t))$, or as an equilibrium defining map $F : [0, 1]^n \rightarrow [0, 1]^n$, $\phi = (\phi_1, \dots, \phi_n) \rightarrow F(\phi) = (f_{y,s}(h_i(\phi)))_{i=1}^n$.

In the remainder of the paper, we focus on a system of homogeneous banks, where we assume that $s_i = s$ and $y_i = y$ for all $i = 1, \dots, n$. Furthermore, Eq. (2) suggests that we can make the assumption, without loss of generality, that $A_i = 0$, as project liquidation simply acts as an additional asset and can thus be absorbed into the variable z_i . Lastly, we consider the possibility of banks experiencing exogenous liquidity shocks. For each bank i , we model this situation as $z_i = a > s$ in the absence of shocks and as $z_i = a - \varepsilon$ in the presence of shocks.

In the above setting, starting from the initial condition $\phi^0 = (1, \dots, 1)$ we iterate Eq. (3) until convergence to an equilibrium fitness which is the unique³⁷ fixed point. We therefore investigate the equilibrium's properties in

terms of two key factors: 1) the extent of contagion denoted as $E(\phi)$ and 2) the system's distress represented as $D(\phi)$. These are defined as follows:

$$E(\phi) = 1 - \frac{1}{n} \sum_{i=1}^n \delta_{\phi_i, 1}; \quad D(\phi) = 1 - \frac{1}{n} \sum_{i=1}^n \phi_i. \quad (4)$$

Additionally, we study the financial stability of the system as a function of 1) the *topological properties* of the interbank directed and weighted network $Y = (y_{ij})$; and 2) the *size* and *distribution* of the shocks.

2 Financial Networks without CoCos

The focus of the present analysis is mainly on the role of the connectivity as a first order possible metrics of network topology. To isolate the effect of the network connectivity from the possible noise due to node heterogeneity we consider regular networks. In the Supplementary Material we also consider more realistic networks with some level of degree heterogeneity and a macroscopic structure (e.g. assortative communities or core-periphery structure), by showing that the non trivial behavior of the contagion still can be interpreted to some extent as a result of the network local connectivity. A network is regular if $\sum_{j \neq i} y_{ij} = \sum_{j \neq i} y_{ji} = y$, i.e. everyone owes everyone the same amount. Two particular extreme cases are represented by the ring and the complete regular networks. Specifically, a financial network is a ring network if $y_{i,i-1} = y_{1,n} = y$, and $y_{ij} = 0$ otherwise. Under this configuration, bank i is the unique creditor of bank $i - 1$, and bank 1 is the unique creditor of bank n , so that a default of a bank spillovers *entirely* on the subsequent banks. Conversely, a financial network is a complete network if $y_{ij} = \frac{y}{n-1} \forall i \neq j$. Under this setting a liability, and thus a possible bank default, is equally divided among all n banks in the financial network. With the aim of studying more realistic networks that better resemble an interbank network, we also introduce and focus most of our attention on random regular networks with different degrees of connectivity, $0 < c < \infty$. Connectivity is defined as the number of incoming (or outgoing) links in the network, represented as $c = \sum_{j \neq i} \mathbb{I}_{y_{ij} > 0} = \sum_{j \neq i} \mathbb{I}_{y_{ji} > 0}$. Assuming the same connectivity for each bank, we obtain a regular network by dividing all the junior liabilities y of a bank in equal parts between its neighbors, i.e. $y_{ij} = \frac{y}{c} \mathbb{I}_{y_{ij} > 0}$.

The principal discovery in the study by³⁷ concerning the resilience of ring and complete financial networks under the influence of a non-negative exogenous shock $\varepsilon > 0$ can be summarized (please refer to the Supplementary Material) in the following

Theorem 2.1. *Given $\varepsilon^* = n(a - s)$ and $y^* = (n - 1)(a - s)$, then:*

- *as soon as $\varepsilon < \varepsilon^*$ (small shock regime) or $y < y^*$ (low exposure regime) the extent of contagion in the ring network is larger than that in the complete network.*
- *as soon as $\varepsilon > \varepsilon^*$ and $y > y^*$ default becomes systemic in both the ring and the complete networks.*

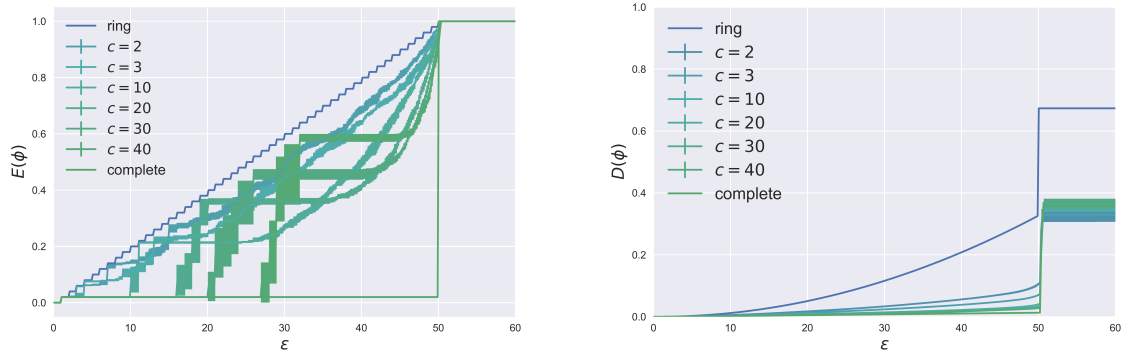


Figure 1. Simulation on Random Regular networks with $N = 50$, $a = 21$, $s = 20$, $y = 75 > y^*$. Results are averaged over 10 different realizations, sampled from a directed configuration model. Left panel: extent of contagion; Right panel: system's distress.

Fig. 1 illustrates the extent of financial contagion and banking distress as functions of the shock in the high exposure regime, ($y > y^*$), with ring and complete networks represented by blue and green lines, respectively. Two important messages emerge from the figure. First, it is evident how the contagion becomes systemic at the same point $\varepsilon = \varepsilon^*$. Secondly, contagion (default leading to default) is quicker with the ring network for small shocks. On the other hand, large shocks, which by definition envisage less interconnection among banks, lead to senior debts being wiped out to absorb losses. In this regime, the ring network becomes as stable as the complete network, thus reflecting a robust-yet-fragile framework.

Fig. 1 also presents, for different intermediate network connectivity, the average results over 10 realizations of random regular networks sampled from a directed configuration model^{42,43}. Interestingly, when the extent of financial contagion is nearly zero, the results confirm that the complete network exhibits greater stability to small shocks, compared to all other networks. In fact, for the ring and all intermediate networks, the extent of contagion increases with the shock size. In contrast, the complete network only experiences systemic contagion for $\varepsilon > \varepsilon^*$, marking the previously defined phase transition with a jump. Focusing on the intermediate networks, we can delve deeper into their behavior and responses to shocks. Our findings reveal the existence of three regimes, not just two. Specifically, as we progress from the ring network and increase the degree of connectivity, the system becomes progressively more resilient, with a notable jump in the extent of contagion as the shock size increases. The jump corresponds to the point at which the shock propagates simultaneously to all neighbors of the stressed bank. In the limit, as the network becomes fully connected, the system remains stable until it reaches the transition point where the shock becomes systemic. It is interesting to note that there are shock size regimes where increasing connectivity doesn't necessarily result in a greater stability. A more connected network tends to be more stable only *before* the first jump. Beyond that point, the system becomes more fragile compared to cases with lower connectivity.

3 Financial Network with CoCos

The situation is different when we consider all bilateral obligations between banks to be CoCo bonds. A crucial element in any CoCo configuration is the trigger, which defines a critical level of the issuer's financial distress. When the trigger condition is met, the bond is either partially or fully written off. As a result, the issuer bank experiences a reduction in its exposure while the owner bank receives some equity shares in exchange (for CoCos with equity-conversion). Various types of trigger mechanisms exist¹², depending on the definition of financial distress (e.g., market- or book-value trigger). In our model, we define it as the ratio between a proxy of the bank's i equity, E_i , and the bank's assets, h_i , at time t_1 . Recall that $h_i = z_i + \sum_{j \neq i} x_{ij}$ represents the total amount of resources available, and that $s + y$ denotes the total obligations of bank's i at time t_1 . Under this framework, we assume a trigger to occur if

$$\frac{E_i}{h_i} := \frac{h_i - (s + y)}{h_i} \leq \tau \iff h_i \leq \frac{s + y_i}{1 - \tau}, \quad (5)$$

where $\tau > 0$ is a discretionary threshold.

In the case of CoCos with equity conversion, when a trigger event occurs, the bonds are either partially or fully converted into equity to address, if feasible, the shortfall up to the threshold $E_i = \tau h_i$. Suppose that, before conversion, $E_i = \beta h_i$, with $\beta \leq \tau$. Under this scenario the amount of bond Δy that has to be converted into equity is $\Delta y = (\tau - \beta)h_i$, provided that $y > \Delta y$.

In the case $y \leq \Delta y$, then the entire CoCo is converted: this happens if

$$y \leq \Delta y \iff h_i - s - \beta h_i \leq (\tau - \beta)h_i \iff h_i \leq \frac{s}{1 - \tau}. \quad (6)$$

From Eqs. (5, 6) we can define three different scenarios.

- If $\frac{s}{1 - \tau} \leq h_i \leq \frac{s + y}{1 - \tau}$, the bond undergoes partial conversion into equity: in this case, CoCos holders receive $\Delta y = (\tau - \beta)h_i$ of converted equity, and $x_i = \sum_{j \neq i} x_{ji} = y - \Delta y = (1 - \tau)h_i - s$ of unconverted CoCos.
- If $s \leq h_i \leq \frac{s}{1 - \tau}$, the entire bond is converted: in this case, CoCos holders hold $\Delta y = y$ of converted equity and no unconverted CoCo, i.e. $x_i = 0$.
- If $h_i \leq s$, equity holders absorb the losses ahead of senior creditors, and consequently, they do not receive converted equity. In this case, $x_i = 0$.

When we combine all these cases together, we obtain $x_i = \min[y, (1 - \tau)h_i - s]^+$. Then, dividing by y , we can obtain the equivalent trigger propagation rule but in terms of the banks fitness $\phi_i = x_{ij}/y_{ij} = x_i/y_i$ as

$$\phi_i = f_{y,s}((1 - \tau)h_i(\phi)), \quad (7)$$

where $f_{y,s}$ is defined in Eq. (3). The main difference between Eq. (7) and Eq. (3) lies in the interpretation of the fitness parameter ϕ_i . In the presence of CoCos, $\phi_i < 1$ does not signify default but rather the triggering of the CoCo. Consequently, distress propagation in this system indicates a triggering propagation.

It is worth noticing that the continuous map defined in Eq. (7) admits a unique fixed point, regardless of the network structure (see Supplementary Material). As in the previous section, after an exogenous liquidity shock, we can analytically derive the unique equilibrium for both the ring and complete networks. The properties of this equilibrium are summarized in the following

Theorem 3.1. *There exist exposure thresholds $y_r^*(\tau)$, $y_c^*(\tau)$ and shock thresholds $\varepsilon_r^*(y, \tau)$, $\varepsilon_c^*(y, \tau)$ (their explicit expressions are provided in the Supplementary Material) such that:*

- *when $(y, \tau) \in \mathcal{S}_r = \{\varepsilon > \varepsilon_r^*(y, \tau), y > y_r^*(\tau)\}$ the shock triggers a systemic CoCo triggering in the ring network.*
- *when $(y, \tau) \in \mathcal{S}_c = \{\varepsilon > \varepsilon_c^*(y, \tau), y > y_c^*(\tau)\}$ the shock triggers a systemic CoCo triggering in the complete network.*

where \mathcal{S}_r and \mathcal{S}_c identify the systemic unstable regions for the ring and complete networks, respectively. It follows that their complement, \mathcal{S}_r^c and \mathcal{S}_c^c , identify the safe regions for the ring and complete networks, respectively. Moreover $\mathcal{S}_r \subset \mathcal{S}_c$ and

- *when $(y, \tau) \notin \mathcal{S}_c$ (implying $(y, \tau) \notin \mathcal{S}_r$) the ring network is the least (and the complete network is the most stable) financial network.*
- *there exist a region where $(y, \tau) \notin \mathcal{S}_r$ but $(y, \tau) \in \mathcal{S}_c$ where the ring network is the most (and the complete network is the least) stable financial network.*

The proof, detailed in the Supplementary Material, relies once more on the analytical solution of the fixed-point Eq. (7).

The first part of the theorem asserts that, in the presence of CoCos, the unstable region (characterized by large shocks and high exposure) is not universal, as in the case of vanilla bonds. Instead, it strongly depends on the network structure, resulting in different thresholds for various levels of shock size (ε) and exposure (y). Additionally, as depicted in Fig 2, the unstable regions (or equivalently the safe regions) are strongly influenced by the triggering parameter τ . Naturally, as τ tends to zero, CoCos become vanilla bonds, and the two regions tend to coincide. Conversely, as τ increases, the two regions tend to diverge more and more significantly. In the second part of the theorem, the two unstable regions (for the ring and complete networks) are compared. Remarkably, it appears that the safe region for the complete network is the smallest one. This suggests that if the size of the shock is such that it does not determine a systemic triggering in the complete network, the latter is the most stable topology (first point). However (second point), the triggering in the complete network becomes systemic for a shock size that is smaller than the one necessary for a systemic triggering in the ring network. As such, and as

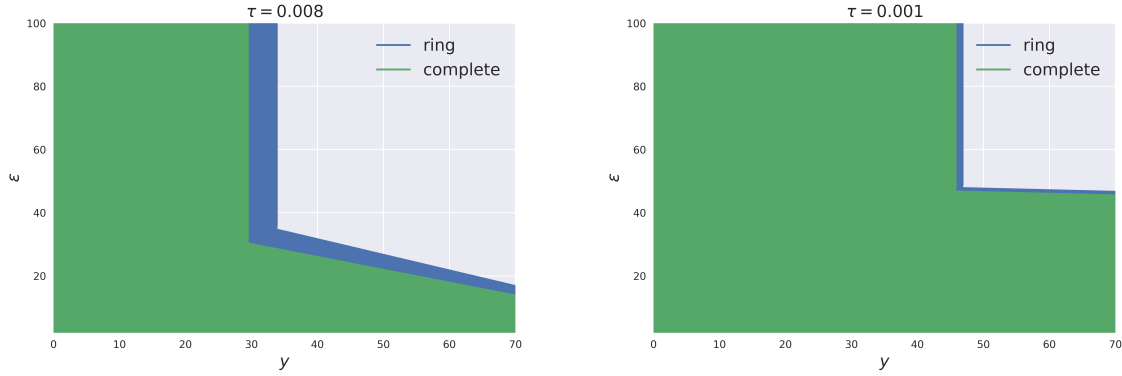


Figure 2. Safe region for the ring and the complete networks for different values of τ .

illustrated by the blue region in Fig. 2, there exists a medium shock size region where the ring network is more stable than the complete network. For larger shocks, the triggering becomes systemic also in the ring network, and the two topologies are equivalently sub-optimal.

Fig. 3 shows the extent of contagion and system's distress as a function of the shock size in a high exposure regime, for different network connectivity. From the figure, we can observe that the system behaves similarly to

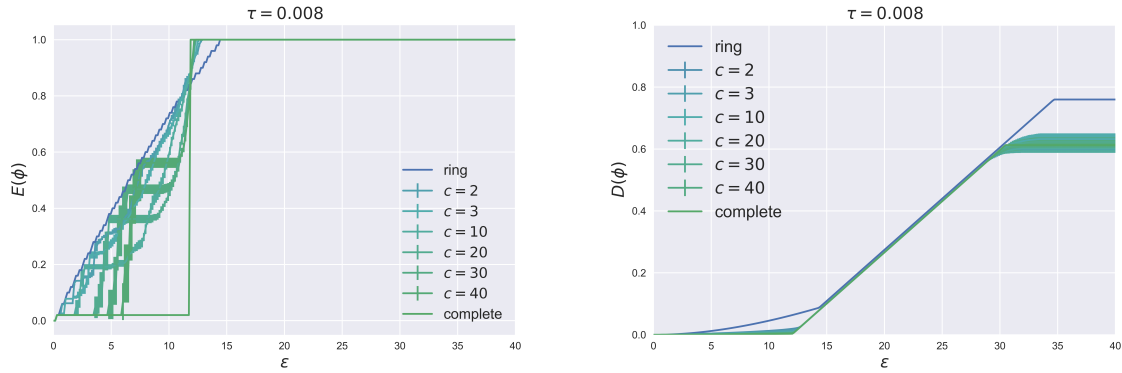


Figure 3. Simulation on random regular networks with $N = 50$, $a = 21$, $s = 20$, $y = 75$. Results are averaged over 10 different realizations sampled from a directed configuration model.

the vanilla bond case for relatively small shocks. The ring network exhibits the highest resilience, the complete network the lowest, and intermediate connectivity levels result in jumps that define the region where higher connectivity enhances the system's robustness. Note that, immediately after a jump occurs, the network enters a fragility phase where systems with lower connectivity are more robust. For medium shock sizes, an inversion point is reached where all lines in Fig. 3 intersect. Beyond this point, contagion becomes systemic in the complete network while the ring network remains relatively stable. Finally, for larger shocks sizes, all the network structures are equivalent, since they cannot prevent the triggering to become systemic. A final remark on the difference

between CoCos and vanilla bonds concerns the shape of the shock size threshold $\varepsilon(y, \tau)$ which now explicitly depends on the bank exposure y (instead of τ). In particular, for both network topologies, the critical threshold decreases with the exposure (the higher the exposure the smaller the safe regions), while in the presence of vanilla bond ($\tau = 0$) it is independent. An important financial stability consequence is the existence of a maximum exposure, beyond which any (even small) shock can trigger a distressed bank and potentially lead to a systemic crisis.

3.1 CoCos with equity liquidation

As a final step, we analyze the scenario of a trigger event in which the CoCos holder can liquidate (at a liquidation cost) the dollar amount of shares of the CoCos received as a consequence of the trigger. Note that, neglecting this monetary value, would result in an overestimation of both the shock size and the degree of systemic distress, or, equivalently, an underestimation of the systemic crisis threshold. From the previous section, if a shock in the economy leads to a trigger, then the CoCos issuer bank i repays an amount x_i^{nc} of *unconverted* CoCos $x_i^{nc} = \min[y, (1 - \tau)h_i - s]^+$ while it *converts* and uses the remaining amount $x_i^c = y - x_i^{nc}$. If we denote with $\eta \in [0, 1]$ the effective market value of the issuer bank's share after the trigger, we can generalize the debt repaying rule as $x_i = x_i^{nc} + \eta x_i^c = \eta y_i + (1 - \eta) \min[y, (1 - \tau)h_i - s]^+$ and, equivalently, the propagation rule in terms of the bank fitness becomes:

$$\phi_i = \eta + (1 - \eta) f_{y,s}((1 - \tau)h_i(\phi)), \quad (8)$$

that generalizes Eq. (7) and reduces to it in the limit of $\eta \rightarrow 0$. Again, there is an unique equilibrium regardless of the network structure (see Supplementary Material), that can be reached by iteration, starting from $\phi = (1, \dots, 1)$ and propagating an exogenous liquidity shock. The value of η depends on various internal and external factors, including the overall quality of the bank, the state of the banking system, and the size of the shock affecting an individual bank. Moreover, a CoCo conversion might depress the bank's equity, being a trigger usually seen as a bad signal for the bank issuer by market participants. Acknowledging all these factors and their consequences, in this paper, we treat η as exogenously given, and analyze the effects on the level of bank fitness for different values of η .

First, for $\eta = 0$ (shares have zero value) the bank cannot use any money from the conversion and we indeed retrieve the results of the previous section. Second, for $0 < \eta \leq 1$ the equity conversion mitigates the propagation of the shock in a non-linear way, and η becomes the minimum possible bank fitness. Fig. 4 shows the extent of contagion as a function of the shock for different values of η . For $\eta = 0.03$ (left panel) the ring network is more stable than both the complete network and all the intermediate ones. In fact, while the extent of contagion becomes systemic (=1) in the ring network only for large shocks ($\varepsilon \geq 35$), the complete network is the one that first reaches maximal instability (for $\varepsilon \geq 12$), followed by the intermediate network. With respect to the intermediate

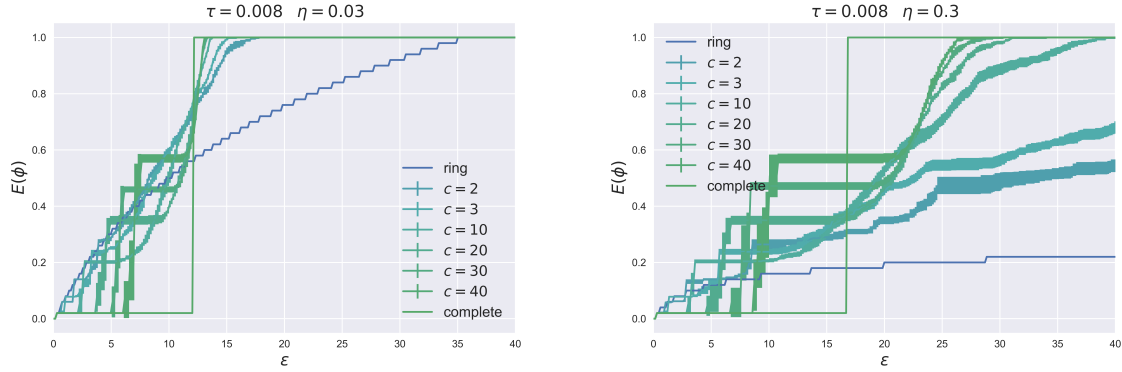


Figure 4. Simulation on Random Regular networks with $N = 50$, $a = 21$, $s = 20$, $y = 75$. Results are averaged over 10 different realizations sampled from a directed configuration model.

networks, the lightly interconnected networks are again more stable than the highly interconnected ones, and with a stronger magnitude than the case with no equity conversion. As shown in the right panel of Fig. 4, the stability of the ring and lightly interconnected networks strengthens as η increases, but non-linearly. For $\eta = 0.3$, the ring network reclaims its position as the most stable, never reaching full contagion and achieving maximum contagion at around $E(\phi) = 20\%$ even for the largest shocks. Moreover, and due to the non-linearity of the change, lightly interconnected networks ($c = 2$ and $c = 3$) are never susceptible to systemic contagion and reach their maximum value at $E(\phi) \approx 60\%$. Finally, for the set of medium to highly interconnected networks, the extent of contagion grows more than linearly, with the complete network showing a systemic contagion already for small shocks ($\epsilon = 17$). In summary, our results clearly show that the equity conversion is the most beneficial for no or lowly interconnected networks, and is the most detrimental for highly interconnected networks. In fact, highly interconnected networks are more prone to financial contagion in presence of a CoCos trigger. Fig. 5 summarizes the results by showing the level of the critical size of the shock $\epsilon^*(\eta, \tau)$ as a function of the conversion value η . It is evident how, in the ring network, the critical size of the shock grows much faster than in the complete network.

It is important to note that the equity conversion resulting from the trigger might be beneficial for the banking system when the shock amplifies systemic financial risk. Conversely, unnecessary conversions can penalize and affect bond (CoCo) holders. We define the conversions to be unnecessary whenever a shock leads to a systemic conversion without creating systemic risk in the economy. To better elucidate this result, we compare Fig. 1 with Fig. 5. Fig. 1 shows that in the absence of CoCos the risk is systemic only from $\epsilon \geq 50$, while Fig. 5 illustrates that the ring and the lightly interconnected networks experience a systemic trigger for much smaller shocks in the economy. From a market perspective, to prevent automatic triggering below a certain threshold, CoCo issuers could consider issuing CoCos with dual-trigger conversion, incorporating both an endogenous trigger linked to the balance sheet or firm's equity value and an exogenous trigger controlled by the regulatory authority (e.g., ¹⁵).

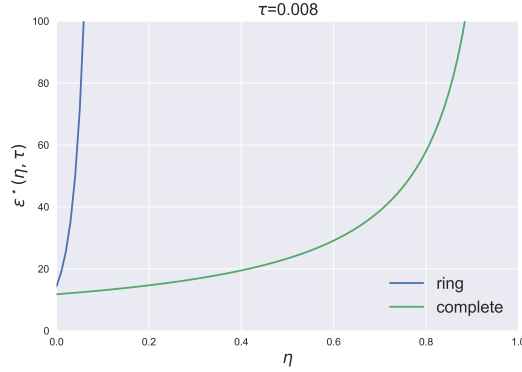


Figure 5. Critical shock for the ring and the complete network as a function of η , see Supplementary Material for the explicit expressions.

4 Conclusions

Contingent convertible bonds (CoCos) are regulatory financial instruments introduced in the aftermath of the 2008-2009 financial crisis with the aim of mitigating systemic risk in the financial system during challenging times. In this paper, we present various balance-sheet-based interbank financial networks, both with and without CoCos. We demonstrate that the network's structure significantly influences the effectiveness of CoCos as risk-mitigating securities. Specifically, we demonstrate that for ring and complete networks the state (phase) transition in a network without CoCos is also naturally operational in a network with CoCos, thus confirming the robust-yet-fragile result documented by³⁷. We also demonstrate that, in the presence of moderate shocks, lightly interconnected networks enhance financial system stability more than highly interconnected ones. Additionally, we highlight the importance of considering the type of interbank financial network for maximizing the effectiveness of CoCos for both issuers and investors. Overall, policymakers and regulators should carefully consider the interbank network's role in assessing the potential financial contagion dynamics of CoCos. Despite the focus of the present analysis is on the role of the network connectivity, as a first order characterization of the network topology, it would be crucial for future research to analyze the role of Coco bonds in the case of an interbank network with degree heterogeneity or a more realistic macroscopic structure^{44–48}.

Acknowledgements

This work was partially supported by project SERICS (PE00000014) under the MUR National Recovery and Resilience Plan funded by the European Union - NextGenerationEU. DT acknowledges GNFM-Indam for financial support.

Author contributions statement

GC was the originator of the project. CS and DT equally contributed to set up the model, conceiving the experiments, analyzing the results and writing the manuscript.

Data Availability

The datasets used and/or analysed during the current study are available from the corresponding author on reasonable request.

References

1. Battiston, S., Puliga, M., Kaushik, R., Tasca, P. & Caldarelli, G. Debtrank: Too central to fail? financial networks, the fed and systemic risk. *Sci. reports* **2**, 541 (2012).
2. Cimini, G., Squartini, T., Garlaschelli, D. & Gabrielli, A. Systemic risk analysis on reconstructed economic and financial networks. *Sci. reports* **5**, 15758 (2015).
3. Somin, S., Altshuler, Y., Gordon, G., Pentland, A. & Shmueli, E. Network dynamics of a financial ecosystem. *Sci. reports* **10**, 4587 (2020).
4. Petrone, D. & Latora, V. A dynamic approach merging network theory and credit risk techniques to assess systemic risk in financial networks. *Sci. Reports* **8**, 5561 (2018).
5. Boersma, M., Maliutin, A., Sourabh, S., Hoogduin, L. & Kandhai, D. Reducing the complexity of financial networks using network embeddings. *Sci. Reports* **10**, 17045 (2020).
6. So, M. K., Mak, A. S. & Chu, A. M. Assessing systemic risk in financial markets using dynamic topic networks. *Sci. Reports* **12**, 2668 (2022).
7. Merton, R. Distress-contingent convertible bonds: A proposed solution to the excess debt problem. *Harv. Law Rev.* **104**, 1857–1877 (1991).
8. Flannery, M. J. No pain, no gain? effecting market discipline via “reverse convertible debentures”. *Work. Pap.* (2002).
9. Flannery, M. J. In *Capital Adequacy Beyond Basel: Banking, Securities, and Insurance*, chapter 5, 171–196 (Oxford University Press, 2005).
10. Avdjiev, S., Bogdanova, B., Bolton, P., Jiang, W. & Kartasheva, A. CoCo issuance and bank fragility. *J. Financial Econ.* DOI: <https://doi.org/10.1016/j.jfineco.2020.06.008> (2020).
11. Fajardo, J. & Mendes, L. On the propensity to issue contingent convertible (coco) bonds. *Quant. Finance* 691–707 (2019).

12. Flannery, M. J. Contingent capital instruments for large financial institutions: A review of the literature. *Annu. Rev. Financial Econ.* **6**, 225–240, DOI: [10.1146/annurev-financial-110613-034331](https://doi.org/10.1146/annurev-financial-110613-034331) (2014).
13. Calomiris, C. W. & Herring, R. J. How to design a contingent convertible debt requirement that helps solve our too-big-to-fail problem. *J. Appl. Corp. Finance* **25**, 39–62, DOI: [10.1111/jacf.12015](https://doi.org/10.1111/jacf.12015) (2013).
14. Bolton, P. & Samama, F. Capital access bonds: contingent capital with an option to convert. *Econ. Policy* **27**, 275–317, DOI: [10.1111/j.1468-0327.2012.00284.x](https://doi.org/10.1111/j.1468-0327.2012.00284.x) (2012).
15. McDonald, R. L. Contingent capital with a dual price trigger. *J. Financial Stab.* **9**, 230 – 241, DOI: <https://doi.org/10.1016/j.jfs.2011.11.001> (2013).
16. Pennacchi, G., Vermaelen, T. & Wolff, C. C. P. Contingent capital: The case of coerced. *J. Financial Quant. Analysis* **49**, 541–574, DOI: [10.1017/s0022109014000398](https://doi.org/10.1017/s0022109014000398) (2014).
17. Sundaresan, S. & Wang, Z. On the design of contingent capital with a market trigger. *The J. Finance* **70**, 881–920, DOI: [10.1111/jofi.12134](https://doi.org/10.1111/jofi.12134) (2015).
18. Glasserman, P. & Nouri, B. Market-triggered changes in capital structure: Equilibrium price dynamics. *Econometrica* **84**, 2113–2153, DOI: [10.3982/ecta11206](https://doi.org/10.3982/ecta11206) (2016).
19. Pennacchi, G. & Tchisty, A. Contingent convertibles with stock price triggers: The case of perpetuities. *The Rev. Financial Stud.* **32**, 2302–2340, DOI: [10.1093/rfs/hhy092](https://doi.org/10.1093/rfs/hhy092) (2018).
20. Pennacchi, G. & Tchisty, A. On equilibrium when contingent capital has a market trigger: A correction to sundaresan and wang journal of finance (2015). *The J. Finance* **74**, 1559–1576, DOI: [10.1111/jofi.12762](https://doi.org/10.1111/jofi.12762) (2019).
21. Hori, K. & Cerón, J. M. Contingent convertible bonds: payoff structures and incentive effects. *Birkbeck Work. Pap.* **1711** (2017).
22. Greene, R. W. Understanding CoCos: What operational concerns and global trends mean for U.S. policymakers. *M-RCBG Assoc. Work. Pap. No. 62* (2016).
23. Oster, P. Contingent convertible bond literature review: making everything and nothing possible? *J. Bank. Regul.* DOI: [10.1057/s41261-019-00122-z](https://doi.org/10.1057/s41261-019-00122-z) (2019).
24. Kashyap, A. K., Rajan, R. G. & Stein, J. C. Maintaining stability in a changing financial system. In *Rethinking Capital Regulation, Economic Symposium* (2008).
25. The Squam Lake Report. An expedited resolution mechanism for distressed financial firms: regulatory hybrid securities, the squam lake report fixing the financial system. *Work. Group on Financial Regul.* (2010).
26. Koziol, C. & Lawrenz, J. Contingent convertibles. solving or seeding the next banking crisis? *J. Bank. & Finance* **36**, 90–104, DOI: [10.1016/j.jbankfin.2011.06.009](https://doi.org/10.1016/j.jbankfin.2011.06.009) (2012).

27. Hilscher, J. & Raviv, A. Bank stability and market discipline: The effect of contingent capital on risk taking and default probability. *J. Corp. Finance* **29**, 542–560 (2014).
28. Berg, T. & Kaserer, C. Does contingent capital induce excessive risk-taking and prevent an efficient recapitalization of banks? *Syst. Risk, Basel III, Financial Stab. Regul. 2011* (2011).
29. Chan, S. & Wijnbergen, S. V. Coco design, risk shifting and financial fragility. *ECMI Work. Pap. No. 2* (2017).
30. Goncharenko, R., Ongena, S. & Rauf, A. The agency of CoCo: Why do banks issue contingent convertible bonds? *SSRN Electron. J.* DOI: [10.2139/ssrn.3067909](https://doi.org/10.2139/ssrn.3067909) (2017).
31. Martynova, N. & Perotti, E. Convertible bonds and bank risk-taking. *J. Financial Intermediation* **35**, 61–80, DOI: [10.1016/j.jfi.2018.01.002](https://doi.org/10.1016/j.jfi.2018.01.002) (2018).
32. Albul, B., Jaffee, D. M. & Tchistyi, A. Contingent convertible bonds and capital structure decisions. *Work. Pap.* (2013).
33. Chen, N., Glasserman, P., Nouri, B. & Pelger, M. Contingent capital, tail risk, and debt-induced collapse. *The Rev. Financial Stud.* **30**, 3921–3969, DOI: [10.1093/rfs/hhx067](https://doi.org/10.1093/rfs/hhx067) (2017).
34. Goncharenko, R. Fighting fire with gasoline: CoCos in lieu of equity. *SSRN Work. Pap.* (2019).
35. Gupta, A., Wang, R. & Lu, Y. Addressing systemic risk using contingent convertible debt - a network analysis. *Eur. J. Oper. Res.* DOI: <https://doi.org/10.1016/j.ejor.2020.07.062> (2020).
36. Haldane, A. G. Managing global finance as a system. In *Maxwell Fry Global Finance Lecture* (2014).
37. Acemoglu, D., Ozdaglar, A. & Tahbaz-Salehi, A. Systemic risk and stability in financial networks. *Am. Econ. Rev.* **105**, 564–608 (2015).
38. Gai, P. & Kapadia, S. Contagion in financial networks. *Proc. Royal Soc. A: Math. Phys. Eng. Sci.* **466**, 2401–2423, DOI: [10.1098/rspa.2009.0410](https://doi.org/10.1098/rspa.2009.0410) (2010).
39. Brini, A., Tedeschi, G. & Tantari, D. Reinforcement learning policy recommendation for interbank network stability. *J. Financial Stab.* 101139 (2023).
40. Allen, F. & Gale, D. Financial contagion. *J. Polit. Econ.* **108**, 1–33, DOI: [10.1086/262109](https://doi.org/10.1086/262109) (2000).
41. Freixas, X., Parigi, B. M. & Rochet, J.-C. Systemic risk, interbank relations, and liquidity provision by the central bank. *J. Money, Credit. Bank.* **32**, 611–638 (2000).
42. Bollobás, B. A probabilistic proof of an asymptotic formula for the number of labelled regular graphs. *Eur. J. Comb.* **1**, 311–316 (1980).
43. Newman, M. Networks: An introduction. *Oxf. Univ. Press.* (2010).

44. Van Lelyveld, I. *et al.* Finding the core: Network structure in interbank markets. *J. Bank. & Finance* **49**, 27–40 (2014).
45. Bardoscia, M., Battiston, S., Caccioli, F. & Caldarelli, G. Pathways towards instability in financial networks. *Nat. communications* **8**, 14416 (2017).
46. Luu, D. T., Napoletano, M., Barucca, P. & Battiston, S. Collateral unchained: Rehypotheccation networks, concentration and systemic effects. *J. Financial Stab.* **52**, 100811 (2021).
47. Mazzarisi, P., Barucca, P., Lillo, F. & Tantari, D. A dynamic network model with persistent links and node-specific latent variables, with an application to the interbank market. *Eur. J. Oper. Res.* **281**, 50–65 (2020).
48. Wilinski, M., Mazzarisi, P., Tantari, D. & Lillo, F. Detectability of macroscopic structures in directed asymmetric stochastic block model. *Phys. Rev. E* **99**, 042310 (2019).