

Cathode Materials for Lithium Ion Batteries (LIBs): A Review on Materials related aspects towards High Energy Density LIBs

Ambesh Dixit*

Department of Physics & Center for Solar Energy, Indian Institute of Technology Jodhpur, Jodhpur 342037, India
*ambesh@iiitj.ac.in

Abstract

This article reviews the development of cathode materials for secondary lithium ion batteries since its inception with the introduction of lithium cobalt oxide in early 1980s. The time has passed and numerous cathode materials are designed and developed to realize not only the enhanced capacity but also the power density simultaneously. However, there are numerous challenges such as the cyclic stability of cathode materials, their structural and thermal stability, higher operating voltage together with high ionic and electronic conductivity for efficient ion and charge transport during charging and discharging. This article will cover the development of materials in chronological order classifying as the lithium ion cathode materials in different generations. The ternary oxides such as LiTMO_x (TM=Transition Metal) are considered as the first generation materials, whereas modified ternary and quaternary oxide systems are considered as the second generation materials. The current i.e. third generation includes complex oxide systems with higher lithium content such as $\text{Li}_2\text{TMSiO}_4$ aiming for higher energy density. Further, developments are heading towards lithium metal based batteries with very high energy densities.

Keywords: Energy storage; Secondary batteries; Li-ion battery, Cathode materials; Electrochemistry; Charge dynamics; Cyclability.

Introduction:

The demand of energy consumption per person is continuously increasing not only because of comfort living but also to meet every day necessities such as mobiles, laptops, and other electronic gadgets for every day communication, commuting, power electronics, and house hold accessories especially in remote areas. Thus, batteries, particularly rechargeable ones, are becoming essential and integral part of everyone's life. Further, with these applications energy demand especially for movable platforms such as buses, rickshaws, cars, trains and even planes currently rely on uses of conventional non-renewable i.e. fossil fuels. The use of fossil fuels is also impacting our environment and severely polluting with various toxic and greenhouse gases, leading to adverse effect on living beings. That's why there is a continuous compulsion to use renewable/green energy sources, such as solar, wind, thermal and geothermal, not only because of limited conventional fossil fuel sources depleting every day but also because of large pollution after consuming conventional fossil fuel products, causing environmental degradation and thus, life threatening consequences. Most of the megacities are facing such environmental degradation because of toxic exhaust gases from regular vehicles and other exhausts such as conventional power

plants, burnings, and industries using conventional fuel sources. The situation is worse in developing and under developed countries, where there is no guidelines and policies on using conventional fossil fuels. The alarming situation is that the consumption of conventional fuel is increasing every day even after knowing the consequences. Further, there are intrinsic challenges with renewable energy sources such as their availability, e.g. Sun light is available during day time and energy requirement is equally or even more important for off-Sun hours, unpredictability, uncontrollability, and intermittency apart from day and night cycles. In spite of all these, the development of solar photovoltaics led to the installation of large scale PV power plants producing GW (Giga Watts) power across the globe and providing useful electrical energy from the freely available Sun light. This directly converted electrical energy can be either fed to the grid or used in distributed applications. However, after Sun hours, the generation of electricity is not possible and thus, there is a stringent requirement of storing electrical energy simultaneously for its use during off-Sun hours. This relies on the energy storage systems i.e. batteries in terms of large specific capacity and power density together with cyclability. The energy needs for various applications such as off-Sun hour grid, distributed off grid, and small scale energy applications, can be met by using efficient electrical energy storage devices. Considering such constraints, large efforts are put in the development of secondary rechargeable batteries to meet some of these requirements.

The large energy storage requirements are currently met by lead acid batteries in general, which are not safe to handle because of lead as the toxic elements and also suffer from lower operating voltage and specific energy density, as illustrated schematically in Ragone plot, Fig 1.

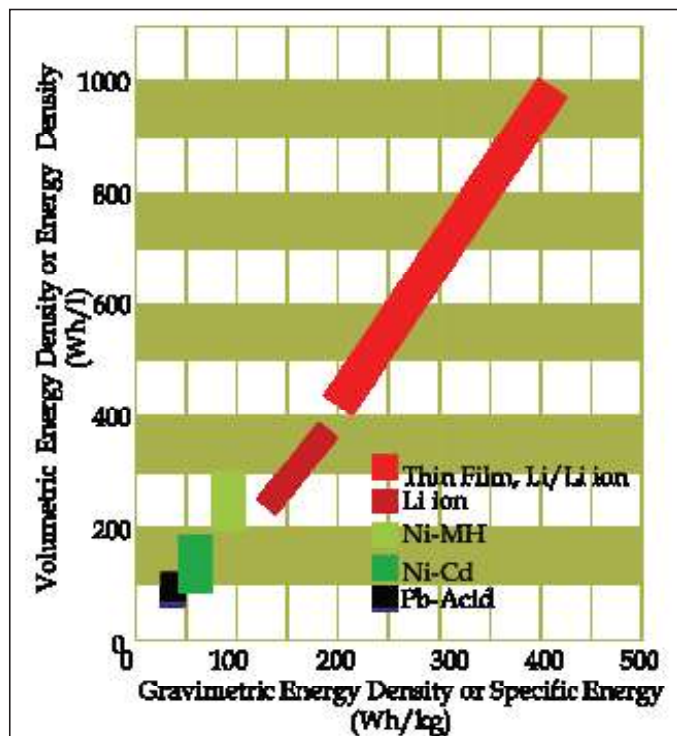





Figure 1. Ragone plot, showing gravimetric and volumetric energy densities of different rechargeable batteries

This provides opportunities to innovate materials which can offer high energy density, cyclability without capacity fading, together with safety against environmental factors. The lithium ion batteries are considered as one of the probable solution towards mitigating the intermittency of renewable energy sources by replacing the widely used toxic lead acid batteries. However, currently lithium ion rechargeable batteries are mostly used in portable electronic devices and in its matured state, which replaced the initially used nickel-cadmium rechargeable batteries. These Ni-Cd batteries were offering relatively poor energy and power density with respect to lithium ion batteries, Fig 1, and also suffering from memory issues, ending with relatively shorter life time. Thus, lithium ion batteries are far superior from their counter systems such as lead acid (Pb-acid), nickel-cadmium (Ni-Cd), and nickel-metal hydride (Ni-MH) batteries, Fig 1. The relatively high gravimetric and volumetric energy density of lithium ion batteries replaced other batteries in today's consumer electronics and leading steps towards green energy. 2019 Nobel Prize in chemistry is awarded to Professor John Goodenough (The University of

Texas at Austin, USA), M. Stanley Whittingham (Binghamton University, State University of New York, USA), and Akira Yoshino (Asahi Kasei Corporation, Tokyo, Japan, & Meijo University, Nagoya, Japan), for the development of lithium ion battery, Fig 2.

		
John B. Goodenough The University of Texas at Austin, USA	M. Stanley Whittingham Binghamton University, State University of New York, USA	Akira Yoshino Asahi Kasei Corporation, Tokyo, Japan & Meijo University, Nagoya, Japan
Metal oxides as lithium intercalating cathodes e.g. Lithium cobalt oxide	Metal sulphide as lithium intercalating cathode e.g. titanium disulphide	Carbon material as an alternative anode material
<p>Figure 2: Nobel prize winners and their contribution in the field of rechargeable energy storage, especially in lithium ion batteries, Reference: https://www.nobelprize.org/prizes/chemistry/2019/summary/</p>		

The development of battery, especially lithium battery was initiated 1970 and accelerated onwards to explore efficient rechargeable electrical energy storage system, which can overcome the low gravimetric and volumetric energy density issues with contemporary rechargeable batteries. The work was fueled by these Nobel Prize winners' work, which revolutionized the field of electrical energy storage. Professor Whittingham, around 1970s, discovered titanium disulphide as a cathode material which can host and intercalate lithium ions efficiently in lithium ion batteries. Further, around 1980s, the work on metal oxide i.e. lithium cobalt oxide by Professor Goodenough provided an alternative cathode material to metal sulphide for lithium ion batteries which can operate at higher voltage ~3.5 - 4V and thus, providing higher energy/power density. In these work metallic lithium was used as anode, which is highly reactive and explosive material, thus was not a common choice for battery applications. Later around 1985, Professor Akira Yoshino used a carbon material (petroleum coke) as an anode in place of lithium together

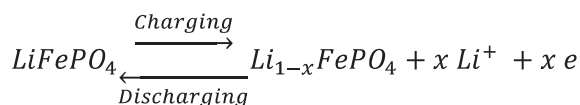
with lithium cobalt oxide as cathode material to fabricate a lithium ion battery. This is considered as the birth point for the current commercially used lithium ion batteries. The advantage of such lithium ion batteries is that these are not based on any chemical reaction but intercalation of lithium ions via lithium ion movement between cathode and electrode during charging and discharging. The use of such rechargeable lithium ion batteries is increasing and most of the portable electronic devices are using only lithium ion batteries providing long hour power backups together with longer charge/discharge cyclability and thus, longer life span. With the advent of lithium ion batteries, there are continuous efforts in developing new battery materials, which can provide enhanced energy and power density, an essential requirement for power electronics and towards the development of electric and hybrid electric vehicles (cars, buses and even planes). However, there are still limited or negligible uses of lithium ion batteries for large power applications such as energy storage in solar photovoltaic power plants, hybrid electric vehicles i.e. plug-in electric vehicles and other such power applications. Further, large energy to power density aspect ratio together with higher operating voltage, large charge-discharge cyclability without capacity fading and safety issues are other important points to be considered towards developing such high energy and power density materials. Thus, large efforts are required to innovate such materials which can meet these requirements. The present article discusses the chronological development of cathode materials together with issues and challenges in realizing efficient rechargeable lithium ion batteries.

Working Mechanism of a Lithium Ion Battery:

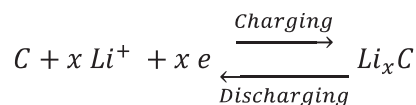
A battery stores electrical energy in the form of electrochemical energy, which can be converted back into electrical energy whenever required. It consists of four essential components (i) cathode (e.g. LiFePO_4), anode (e.g. nanocarbon based materials such as graphene), electrolyte (e.g. LiPF_6) a material allowing ions to travel through while electrically insulating avoiding electrical conduction through it, and a separator, allowing ions and also prevents electrical shorting

between cathode and anode. All these components with representative materials are shown in Fig 3. The process is similar for other electrode materials. The respective lithium ion positions together with its relative motion are shown in Fig 3 for these charging, Fig 3(a), and discharging, Fig 3(b) states of a lithium ion battery. The insertion of lithium ion in cathode and anode is known as intercalation and mostly these cathode and anode materials are materials allowing easy intercalation rather chemical reaction. The charging and discharging are accompanied by lithium ion intercalation and deintercalation at the electrodes as illustrated below for LiFePO_4 cathode and carbon anode electrode materials.

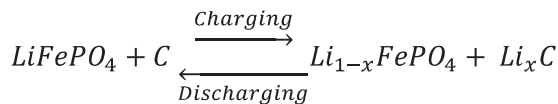
At cathode or positive electrode



At anode or negative electrode



Total process = Sum of processes at cathode and anode



The lithium ion forms complexes like Li_xC with carbon at anode ends during charging, whereas lithium atoms are at respective crystallographic sites in the cathode materials, which are mostly transition metals oxides, in the discharge states, Fig 3. The respective electron and current motions are shown in respective figures through load while discharging and through a voltage source

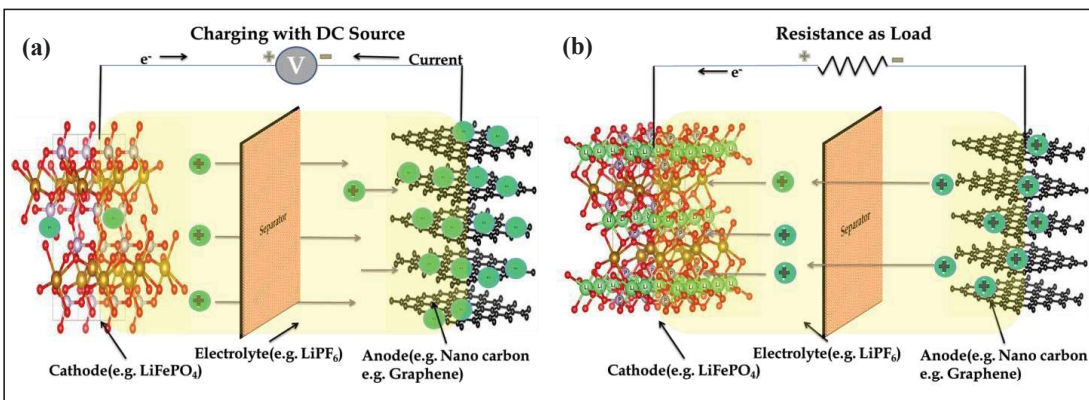


Figure 3: Schematic representation of (a) charging using an external DC source and (b) discharging using an external load for a rechargeable Li-ion battery.

while charging. The lithium chemical potential is lower in cathode than that of anode, which facilitates release of stored electrochemical energy into electrical energy while discharging. The most common electrolyte is LiPF_6 based organic liquid and stable upto 4.5 V and at higher voltage i.e. > 4.5 V, it may degrade or decompose into its constituents as well. Further, the operating voltage and energy density or battery capacity are limited by the electronic properties of cathode materials together with efficient ionic i.e. lithium ion transport. Thus, the development of suitable cathode material is very important not only to meet the high energy and power density requirements but also the operational safety.

Configurations of rechargeable lithium ion batteries:

The increasing demand and compulsion towards green energy accelerated the development of rechargeable lithium ion batteries. Initially only smaller electronic systems/machineries were targeted and success can be noticed as lithium ion batteries replaced nearly completely its counterparts such nickel-cadmium and nickel-metal hydride rechargeable batteries. However, lithium ion batteries are still struggling to replace the conventional lead-acid batteries, which are mostly used in power sectors such as electric or hybrid-electric vehicles, power electronic equipment, and power plants. Considering the potential of lithium ion batteries and mitigating this gap, lithium ion batteries are developed in different configurations, as illustrated in Fig 4.

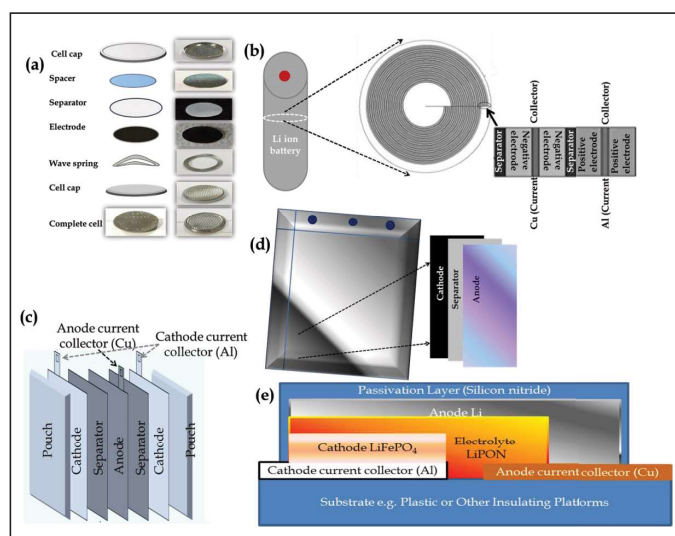


Figure 4: The schematic diagrams for different configurations of lithium ion battery (a) coin or button cell, (b) cylindrical cell, (c) pouch cell, (d) prismatic cell, and (e) thin film cell

The coin or button cell, Fig 4(a), is mostly used in laboratory to characterize the electrochemical performance

of electrode materials. Here, each component of coin cell is shown schematically together with corresponding actual photographs from the authors' laboratory. The coin cell is also developed for commercial applications as well; however, it is mostly suitable for low power devices. The cylindrical cell is shown schematically in Fig 4(b) and used for powering devices with higher power requirements. These cells are combined in suitable (series and parallel) combinations to achieve the desired voltage and current. These coin and cylindrical cells use metallic casing and thus increasing overall weight of battery system. In this regard, pouch, Fig 4(c), may provide better solutions, as there is no metallic casing is used like coin cells. Thus, these cells achieve the highest packing density and thus providing more energy density. The pouch cells are much larger than coin and cylindrical cells and used in various strategic applications such as space and military together with common electric and hybrid electric vehicles. Another similar cell is prismatic cell and shown schematically in Fig 4(d). These cells uses polymer and usually known as lithium-polymer cells. These pouch and prismatic cells may provide high power and very suitable for high current based applications. However, sometimes, swelling issues are noticed with pouch cells. Another interesting configuration is the thin film battery configuration. The geometrical configuration of thin film lithium ion battery is shown in Fig 4(e). This cell may offer a better solution to the present day power needs for miniaturized electronic devices and also probably may be integrated in the chip or devices itself.

Development of cathode materials for lithium ion batteries and their classification:

The importance of lithium ion batteries compels to develop efficient batteries meeting the today's electrical energy demand in all sectors including low power everyday applications to hybrid electrical vehicles and power plants. That's why there are continuous efforts in developing efficient materials to realize a miniaturized powerful battery together with operational safety. The inception of lithium ion battery in research can be noticed even in late 1950s with preliminary work on LiTMO_x (TM = Co, Ni, Mn, Fe and V) and much emphasis was given on materials properties and their electrochemical performance. Further efforts ever made to develop new class of materials, as classified in Table 1.

Table 1: Classification of cathode materials based on different properties and time period for the development of lithium ion batteries

S. No.	Generation	Cathode Materials	Operating Voltage range (V)	Capacity (mAh g ⁻¹)	Time period
1.	Generation I	Mono Li atom based transition metal (TM) ternary oxides	1.2 – 3.5	≤ 150	1950 - 1985
2.	Generation II	Mono Li atom based TM ternary oxides	3.5 – 4.0	150 – 200	1985 - 2000
3.	Generation III	Higher Li atom based TM ternary and quaternary oxides and oxifluorides	3.5 – 5.0	200 – 330 or more	2001 - 2020
4.	Generation IV	Li-S or Li-Air systems	1.5 - 2.5	>1000	May be up to 2025

The development of new materials led to the enhanced operating voltage and energy density, Table 1, making lithium ion batteries suitable for various applications including electric vehicles and power plants. Further, pristine lithium ion based batteries are showing potential for very high energy density in both large and thin film geometries, Fig 1, however, large safety concerns are yet to address together with various technological issues before using in real applications. The next section will review the various materials developed over period with their salient materials and electronic features, suitable for lithium ion battery applications.

1st Generation materials for rechargeable lithium ion batteries (Since 1950- 1985):

The materials developed up to 1985 are classified as 1st generation cathode materials for rechargeable lithium ion batteries. These materials are summarized in Table 2. The crystallographic structures, their synthesis procedure adopted for fabricating such cathode materials are listed in Table 2 together with battery capacity and remarks, if any, with respective references.

This was the era to explore new potential cathode materials for rechargeable lithium ion batteries; that's

Table 2: 1st Generation cathode materials used in lithium ion batteries (Time period 1950 – 1985)

S. No.	Material	Year	Configuration / structure	Method	Cathode/ Anode	Capacity (mAhg ⁻¹)	Remark	Refs.
1.	Li _x Co _{1-x} O (x=.5)	1958	Rhombohedral	Solid state	Cathode	Not reported	First Commercial Li-ion battery material	1
2.	LiMnO ₂	1956	Orthorhombic	Sintering	Cathode	Not reported	One of earliest material	2
3.	LiNiO ₂	1958	Rhombohedral	Solid State	Cathode	Not reported	None	3
4.	Li _x CoO ₂	1980	Hexagonal	Electrochemical extraction	Cathode	4.7 Volt at X=0.1	None	4
5.	Li _{1-x} MnO ₂	1983	Tetragonal	Lithiation of β-MnO ₂	Cathode	Not Reported	None	5
6.	Li _{1.5} Fe ₃ O ₄	1982	Cubic	Chemical & electrochemical	Cathode	1.3 Volt	None	6
7.	Li _{1.7} Fe ₂ O ₃	1982	Cubic	Chemical & electrochemical	Cathode	1.2 Volt	None	6
8.	LiMn ₂ O ₄	1983	Cubic	Solid state	Cathode	Not reported	None	7
9.	Li ₂ Mn ₂ O ₄	1983	Tetragonal	Solid state	Cathode	Not reported	None	7
10.	LiMn ₃ O ₄	1983	Tetragonal	Solid state	Cathode	Not reported	None	7
11.	Li _{1-x} V ₂ O ₄ (0<x<.34)	1985	Cubic	Solid state	Cathode	Not reported	None	8
12.	Li _{1.5} V ₂ O ₄	1985	Cubic	Solid state	Cathode	Not reported	None	8
13.	Li ₂ V ₂ O ₄	1985	Cubic	Solid state	Cathode	Not reported	None	8

why nearly all the transition metals are explored in the periodic table. As an essential condition, a multivalent ion based cathode material is required to compensate the charge during lithium insertion and extraction from the cathode material. The materials should show structural stability during lithium transport during charging/ discharging process to realize large cycling stability. The manganese and vanadium based compounds show structural stability with relatively large specific capacity, which became the material of choice for next generation cathode materials. Most of these materials are transition metal based ternary oxides and mostly the materials and electrochemical properties are evaluated in their bulk forms. This is the reason of observing poor capacity with respect to their theoretical capacity at even much lower operating voltages. The main reason of lower capacity is their insulating nature together with relatively lower ionic conductivity and longer diffusion paths in bulk materials.

2nd Generation materials for rechargeable lithium ion batteries (Since 1986- 2000):

The introduction of transition metal oxides based cathode materials by Professor J. B. Goodenough and his

team already showed the potential of lithium ion batteries in 1st generation. However, the limited capacity and lower operating voltages compelled to innovate the modification strategies of 1st generation cathode materials or design and develop new materials for desired electrochemical properties to achieve the optimal performance. The issues with the first generation materials were their poor electrical and ionic conductivity and efforts were put to mitigate these issues in second generation. The doping strategies were adopted to modify the ionic conductivity together with electronic conductivity. The most of ternary oxides from 1st generations are followed in second generation with suitable dopants. The doping of high valent either transition metals or non-transition metals at second cation sites led to enhanced electronic conductivities of these materials. The 2nd generation cathode materials are summarized in Table 2 together with their synthesis process, crystallographic phases, electrochemical capacity together with some noticeable properties as remarks.

Further, in contrast to the bulk materials, nanostructured e.g. nanoparticle, nanotubes, nanorods or two dimensional (2D) sheets like structures are synthesized for these materials and used for electrochemical studies. The reduced dimensions of these materials showed improved

Table 3: 2nd Generation cathode materials used in lithium ion batteries (Time period 1986 - 2000)

S. No.	Material	Year	Configuration / structure	Method	Cathode/ Anode	Capacity (mAhg ⁻¹)	Remark	Refs.
1.	Li(Co _{1-x} Li _{x/3} Mn _{2x/3})O ₂ (x=.0) x = 0.1, 0.2, 0.3	1999	Monoclinic	Solid state	Cathode	160mAhg ⁻¹	Stable	9
2.	LiCoO ₂ , LiNiO ₂	1990	Hexagonal	Solid state	Cathode	Not reported	None	10
3.	LT-LiCoO ₂ [Layered] (low temperature)	1993	Trigonal, Cubic	Nitrate method, Carbonate method	Cathode	Not reported	Prepared at low temp.	11
4.	LiCoO ₂	1996	Cubic	Microwave heating	Cathode	140 mAhg ⁻¹	Stable and good cyclability	12, 13
5.	LiCoO ₂	1996	Trigonal	Sol-gel	Cathode	98 mAhg ⁻¹	None	14
6.	LiCoO ₂ (Pseudo spinel)	1996	Cubic	Solid state	Cathode	Not reported	None	14
7.	LiCoO ₂ [Layered]	1998	Trigonal	Solid state	Cathode	150mAhg ⁻¹	None	15
8.	LiCoO ₂	1998	Hexagonal	Solid state	Cathode	142mAhg ⁻¹	Stable, good rate capability & good cyclability	16
9.	LiCoO ₂	1998	Hexagonal, Trigonal	Solid state, Sol-gel	Cathode	145mAhg ⁻¹ -165mAhg ⁻¹	None	17, 18, 19
10.	LiCoO ₂	1999	Hexagonal	Sol-gel	Cathode	120mAhg ⁻¹	None	20, 21

11.	Corrugated layer LiFeO_2	1996	Orthorhombic	Sol-gel	Cathode	110mAhg^{-1}	Synthesized at 90°C	22
12.	Goethite type LiFeO_2	1996	Orthorhombic	Sol-gel	Cathode	65mAhg^{-1}	Synthesized at 170°C	22
13.	$\text{Li}_3\text{Fe}_2(\text{PO}_4)_3$	1997	Monoclinic	Solid state	Cathode	105mAhg^{-1}	None	23
14.	LiFeP_2O_7	1997	Monoclinic	Solid state	Cathode	65mAhg^{-1}	None	23
15.	LiFePO_4	1997	Hexagonal	Solid state	Cathode	130mAhg^{-1}	High capacity	23, 24
16.	LiFePO_4	1999	Orthorhombic	Solid state	Cathode	125mAhg^{-1}	None	25
17.	LiMn_2O_4	1991	Trigonal	Solid state	Cathode	Not reported	None	26
18.	LiNiO_2	1991	Rhombohedral	Solid state	Cathode	Not reported	None	26
19.	LiCoO_2	1991	Trigonal	Solid state	Cathode	Not reported	None	26
20.	LiMn_2O_4	1996	Cubic	Solid state	Cathode	75mAhg^{-1}	None	27, 28
21.	LiMnO_2	1996	Monoclinic	Solid state	Cathode	280mAhg^{-1}	Pure material, High capacity & less fading	29
22.	LiNiO_2	1990	Hexagonal	Solid state	Cathode	$.009\text{Ahg}^{-1}$	Long cycle life	30,31
23.	LiNiO_2	1995	Hexagonal	Solid state	Cathode	260mAhg^{-1}	High capacity	32
24.	TiO_2 (LiCoO_2 as cathode)	1995	Tetragonal	As prepared	Anode	46mAhg^{-1}	None	33
25.	LiV_2O_4	1986	Trigonal	Solid state	Cathode	Not reported	None	34
26.	LiVO_2	1988	Cubic	Solid state	Cathode	Not reported	None	35
27.	Li_2MnO_2	1990	Trigonal, Hexagonal	Solid state	Cathode	Not reported	Changes in phase by Li insertion	36
28.	LiV_2O_4	1991-99	Cubic	Solid state	Cathode	$.117\text{Ahg}^{-1}$, 135AhKg^{-1}	Initial structure retained after 500 cycle, 70% retention after 800 cycle	35, 37, 38, 39, 40

ionic conductivities as it resulted in the reduced diffusion paths for lithium ions in case of nanomaterials with respect to bulk materials. The electronic conductivities of these materials are also improved by designing cathode material as core and graphitic carbon as shell, leading to several orders of magnitude higher electrical conductivity. In addition to the first generation cathode materials, emphasis was also given to the vanadium based ternary oxide materials as potential cathode materials, Table 2, due to their layered structures having large potential for easy intercalation and deintercalation, showing moderated $\sim 150\text{mAh g}^{-1}$ capacity. The structural instability associated with these materials for complete removal of lithium hampered the use of full capacity of these cathode materials. Most interestingly, again from Professor J. B. Goodenough's group, a quaternary oxide LiFePO_4 as cathode material was reported during 1997, as a potential candidate in its olivine

structure and showed electrochemical capacity, very close to the theoretical limits, 170mAh g^{-1} , after modifying its electronic and ionic conductivities. Olivine LiFePO_4 system among its derivatives with other crystallographic structures is very robust, showing no crystallographic degradation even after complete deintercalation of lithium and showed very high stability. Thus, LiFePO_4 can exhibit very large charge/discharge cycles without any capacity fading.

The second generation materials showed guidelines to modify the ionic and electronic properties of cathode materials showing improved performance. However, the power density was still limited not only in terms of energy density but also in terms of operating voltage and current. The operating voltage of 2nd generation materials is limited to 3.5 V, whereas there are some studies showing high current extraction using nanostructured cathode materials in lithium ion batteries.

3rd Generation materials for rechargeable lithium ion batteries (Since 2001- 2020):

The initially developed cathode materials showed their potential in the development of commercial lithium ion batteries, and are widely used today for powering everyday electronics in general together with applications in strategic areas such as space and defence. However, limited energy density and relatively lower operating voltage motivated to explore new cathode materials, which

may probably mitigate such issues. In third generation, emphasis was given to develop cathode materials with very high electrochemical capacity (250mAh g⁻¹ or more) with good charge/discharge cyclability. These requirements led to the surge in the development of cathode materials, as can be seen in Table 4, listing the developed cathode materials during this period. A large number of cathode materials are reported in table 4, showing relatively higher electrochemical capacities.

Table 4: 3rd Generation cathode materials used in lithium ion batteries (Time period 2001 - 2020)

S. No.	Material	Year	Configuration /structure	Method	Cathode/ Anode	Capacity (mAhg ⁻¹)	Remark	Refs.
1.	LiVPO ₄ OH	2016	Monoclinic, Triclinic	Hydrothermal	Cathode	280mAhg ⁻¹	New favorite type composition	41
3.	LiVPO ₄ F	2003, 2014	Triclinic	Carbothermal reduction	Cathode	116mAhg ⁻¹	None	42 - 44
4.	LiVPO ₄ F (Ti doped)	2014	Triclinic	Carbothermal reduction	Cathode	128 mAhg ⁻¹	None	43,44
5.	LiVPO ₄ F, LiVPO ₄ F /Ag	2015	Triclinic	Sol-gel	Cathode	102mAhg ⁻¹ - 117mAhg ⁻¹	None	45
6.	LiVPO ₄ F/ C, LiVPO ₄ F/C-N	2016, 2019	Triclinic	Sol-gel	Cathode	140mAhg ⁻¹	None	46, 47
7.	Li ₄ Ti ₅ O ₁₂	2007	Cubic	Sol-gel	Anode	170mAhg ⁻¹	None	48
8.	Li[Cr _x Li _(1-x) Mn _{2(1-x)}]O ₂	2007	Hexagonal	Sol-gel	Cathode	195 mAhg ⁻¹	Stable cycling performance at x=.290	49
9.	LiVPO ₄ F, LiY _x V _(1-x) PO ₄ F(x=0.04)	2009	Triclinic	Carbothermal reduction	Cathode	119 mAhg ⁻¹ - 134 mAhg ⁻¹	Stable cyclic performance	50
10.	LiVPO ₄ F	2010	Triclinic	Sol-gel	Cathode	134 mAhg ⁻¹	None	51
11.	Li ₄ Ti ₅ O ₁₂ -Li ₄ Ti ₅ O ₁₂ /Sn	2011	Cubic	Solid-state	Anode	165 - 321 mAhg ⁻¹	None	52
12.	LiVPO ₄ F/grphene	2017	Triclinic	Ionothermal process	Cathode	129 - 153mAhg ⁻¹	Good cycling stability and good discharge efficiency	53
13.	LiVPO ₄ F/C	2018	Triclinic	Sol-gel	Cathode	135.3mAhg ⁻¹	Stability in cyclability	54
14.	LiVPO ₄ F/C	2018	Triclinic	Sol-gel	Cathode	140mAhg ⁻¹	None	55
15.	LiV ₂ O ₄	2004	Cubic	Solid state	Cathode	Not reported	None	56
16.	LiNi _{0.5} Co _{0.2} Mn _{0.3} O ₂ , LiV ₂ O ₄ coated LiNi _{0.5} Co _{0.2} Mn _{0.3} O ₂	2019	Hexagonal	Solid-state	Cathode	145 - 164mAhg ⁻¹	None	57
17.	LiNi _{1-x} Sb _x O ₂ (x=0, 0.1, 0.15, 0.2)	2011	Hexagonal	Solid-state	Cathode	105 -117mAhg ⁻¹	Structure stability and good cyclability	58
18.	LiMnPO ₄ /C	2011	Orthorhombic	Spray pyrolysis	Cathode	149 mAhg ⁻¹	None	59

19.	$\text{Li}[\text{Li}_{0.2}\text{Mn}_{0.54}\text{Ni}_{0.13}\text{Co}_{0.13}]\text{O}_2$	2011	Trigonal	Co-precipitation	Cathode	250 - 268 mAhg^{-1}	None	60
20.	$\text{Li}_{1.2}\text{Mn}_{.56}\text{Ni}_{.16}\text{Co}_{.08}\text{O}_2$	2014	Monoclinic & Rhombohedral	Solid-state	Cathode	245 mAhg^{-1}	Good cyclability	61
21.	$\text{Li}[\text{Li}_{0.2}\text{Mn}_{0.54}\text{Ni}_{0.13}\text{Co}_{0.13}]\text{O}_2$ (nanoplate)	2016	Hexagonal	Co-precipitation	Cathode	307.9 mAhg^{-1}	Excellent cyclability	62
22.	$\text{Li}_{1.1}\text{Ni}_{.35}\text{Mn}_{.65}\text{O}_2$	2017	Hexagonal	Solid-state	Cathode	210 mAhg^{-1}	None	63
23.	$\text{Li}_{1.2}\text{Mn}_{.6}\text{Ni}_{.2}\text{O}_2$ -SG	2018	Hexagonal	Sol-gel	Cathode	230.38 mAhg^{-1}	None	64
24.	$\text{Li}_{1.17}\text{Mn}_{0.56}\text{Ni}_{0.14}\text{Co}_{0.13}\text{O}_2$ (PEG2000-LMNCO)	2015	Hexagonal	Sol-gel	Cathode	228 mAhg^{-1}	None	65
25.	$\text{LiCoO}_2(\text{Li}_4\text{Ti}_5\text{O}_{12}$ coated)	2007	Hexagonal	Sol-gel	Cathode	179 mAhg^{-1}	None	66
26.	$\text{Li}_4\text{Ti}_5\text{O}_{12}$	2008	Cubic	Solid-state	Cathode	170 mAhg^{-1}	None	67
27.	$\text{Li}_4\text{Ti}_5\text{O}_{12}/\text{B}_0\text{-C}$, $\text{Li}_4\text{Ti}_5\text{O}_{12}/\text{B}_{0.1}\text{-C}$, $\text{Li}_4\text{Ti}_5\text{O}_{12}/\text{B}_{0.3}\text{-C}$, $\text{Li}_4\text{Ti}_5\text{O}_{12}/\text{B}_{0.5}\text{-C}$	2016	Cubic	Solid-state	Cathode	154 mAhg^{-1}	Good cyclability	68
28.	LiCoO_2 (Pristine and Al_2O_3 doped)	2017	Hexagonal	Solid-state	Cathode	195 - 202 mAhg^{-1}	None	69
29.	LiCoPO_4	2010	Orthorhombic	Solid-state Rheological phase method	Cathode	30.9-71.5 mAhg^{-1}	None	70
30.	$\text{Li}_2\text{MnSiO}_4$ / Pure & carbon coated	2012	Orthorhombic	Sol-gel	Cathode	81 - 144 mAhg^{-1}	None	71
31.	$\text{Li}_2\text{Mn}_{.80}\text{Fe}_{.20}\text{SiO}_4$ (SiO_2 size 5nm)	2013	Orthorhombic	Hydrothermal	Cathode	95.6 - 129.4 mAhg^{-1}	None	72
32.	$\text{Li}_2\text{MnSiO}_4 / \text{C}$, $\text{Li}_2\text{Mn}_{.96}\text{Ca}_{.04}\text{SiO}_4 / \text{C}$	2018	Orthorhombic	Solvothermal	Cathode	141.1 mAhg^{-1}	None	73
33.	$\text{Li}_2\text{MnSiO}_4 / \text{CLi}_2\text{MnSi}_{.75}\text{V}_{.25}\text{O}_4 / \text{C}$	2016	Orthorhombic	Sol-gel	Cathode	60 - 130 mAhg^{-1}	None	74
34.	B- $\text{Li}_2\text{MnSiO}_4$ (Bulk & porous LMS)	2015	Orthorhombic	Hydrothermal	Cathode	120 - 217 mAhg^{-1}	None	75
35.	$\text{Li}_2\text{MnSiO}_4 / \text{C}$ (20AM+3KB+3TAB) AM-Active Material KB-Ketjen Black TAB-Teflonized Acetylene Black	2011	Orthorhombic	Solid State	Cathode	79 - 160 mAhg^{-1}	Good cyclability	76
36.	$\text{Li}_2\text{MnSiO}_4$ Powder	2012	Orthorhombic	Sol-gel	Cathode	206 - 295 mAhg^{-1}	Good cyclability	77
37.	$\text{Li}_2\text{MnSiO}_4$ and derivative systems	2013	Orthorhombic	Hydrothermal	Cathode	185 mAhg^{-1}	None	78
38.	$\text{Li}_2\text{MnSiO}_4 / \text{C}$ and derivative systems	2016	Orthorhombic	Hydrothermal	Cathode	135 mAhg^{-1}	None	79
39.	$\text{Li}_2\text{MnSiO}_4$ & Mg, Al, Ga doped sample	2013	Orthorhombic	Sol-gel	Cathode	101 - 147 mAhg^{-1}	None	80

40.	Li ₂ MnSiO ₄ /C nano Composites	2010	Monoclinic	Microwave-solvothermal	Cathode	215 mAhg ⁻¹	None	81
41.	Li ₂ MnSiO ₄ (Pmn2 ₁)	2011	Orthorhombic	Sol-gel	Cathode	100 mAhg ⁻¹	None	82
42.	Li ₂ MnSiO ₄ as Cathode	2016	Orthorhombic	Sol-gel	Cathode	405 mAhg ⁻¹	None	83
43.	Li ₂ MnSiO ₄ as Anode	2016	Orthorhombic	Sol-gel	Cathode	658 mAhg ⁻¹	High energy density and good cyclability	83
4.	Li ₂ MnSiO ₄ (.5 hwr ball milled)	2007	Orthorhombic	Sol-gel	Cathode	142 mAhg ⁻¹	None	84
45.	Li ₂ MnSiO _{3.97} F _{0.03} (X=0.03)	2018	Orthorhombic	Solid-state	Cathode	279 mAhg ⁻¹	Stable energy density	85
46.	Li ₂ MnSiO ₄ (at 55° C)	2014	Orthorhombic	Sol-gel	Cathode	225 mAhg ⁻¹	None	86
47.	Li ₂ MnSiO ₄ (at 700° C)	2014	Orthorhombic	Molten salt	Cathode	165 mAhg ⁻¹	Good cyclability	87
48.	Li ₂ MnSiO ₄ /C	2016	Orthorhombic	Sonochemic-al reaction	Cathode	261 mAhg ⁻¹	None	88
49.	Li ₂ MnSiO ₄ /C (Carbon wt% 2.1)	2013	Orthorhombic	Sol-gel	Cathode	145 mAhg ⁻¹	None	89
50.	Li ₂ MnSiO ₄ Pristine	2016	Orthorhombic	Sol-gel	Cathode	203 mAhg ⁻¹	None	90
51.	Li ₂ FeSiO ₄	2013	Monoclinic	Sol-gel	Cathode	180 mAhg ⁻¹	Stable structure and good cyclability	91
52.	Li ₂ Mn _{0.94} Mo _{0.06} SiO ₄	2015	Orthorhombic	Sol-gel	Cathode	207.3 mAhg ⁻¹	None	92
53.	Amorphous type Li ₂ Mn _{0.85} Ti _{0.15} SiO ₄ /C (S-LMST)	2018	Orthorhombic	Hydrothermal	Cathode	185 mAhg ⁻¹	None	93
54.	Li ₂ Mn ₉ Ti _{0.1} SiO ₄	2015	Orthorhombic	Sol-gel	Cathode	211 mAhg ⁻¹	None	94
55.	Li ₂ MnSiO ₄ /C with Ni doping	2014	Orthorhombic	Solvothermal	Cathode	274.5 mAhg ⁻¹	High energy density	95
56.	Li ₂ Mn ₈ Fe ₂ SiO ₄	2015	Orthorhombic	Sol-gel	Cathode	122 mAhg ⁻¹	None	96
57.	Li ₂ Mn ₉ Cu ₁ SiO ₄	2015	Orthorhombic	Sol-gel	Cathode	206 mAhg ⁻¹	None	97
58.	CNT@Li ₂ MnSiO ₄ @C	2018	Orthorhombic	Sol-gel	Cathode	227 mAhg ⁻¹	None	98
58.	MP-Li ₂ MnSiO ₄ @C (MP- mesoporous morphology)	2018	Orthorhombic	<i>In situ</i> Template method based on non ionic surfactant F127	Cathode	164 mAhg ⁻¹	Good cyclability	99
59.	Li ₂ Mn _{0.99} La _{0.01} SiO ₄	2015	Orthorhombic	Hydrothermal	Cathode	257mAhg ⁻¹ (at.05C)	None	100
60.	Li ₂ Mn _{0.925} Cr _{0.075} SiO ₄	2018	Orthorhombic	Solid-State	Cathode	200 mAhg ⁻¹	None	101
61.	Li ₂ (Mn/Fe)SiO ₄	2007	Orthorhombic	Sol-gel	Cathode	125 mAhg ⁻¹	None	102
62.	Li _{1.95} Mn _{0.95} Cr _{0.05} SiO ₄	2014	Orthorhombic	Sol-gel	Cathode	238 mAhg ⁻¹	High energy density	103
63.	Li _{2.05} Mn _{0.95} Al _{0.05} SiO ₄	2014	Orthorhombic	Sol-gel	Cathode	220 mAhg ⁻¹	High energy density	103
64.	Li ₂ MnSiO ₄ /NC-2	2019	Orthorhombic	Sol-gel	Cathode	276.88 mAhg ⁻¹	High energy density & good cyclability	104

65.	$\text{Li}_2\text{MnSiO}_4\text{Li}_2\text{FeSiO}_4$	2012	Orthorhombic	A rapid one-pot supercritical fluid reaction	Cathode	350 - 320 mAhg^{-1}	High energy density and excellent cyclability	105
66.	Annealed $\text{Li}_2\text{MnSiO}_4$ (A-LMS)	2012	Orthorhombic	Hydrothermal	Cathode	226 mAhg^{-1}	High energy density	106
67.	$\text{Li}_2\text{MnSiO}_4/\text{C}$ -2 (Prepa-red in $(\text{BMIM})\text{BF}_4$)	2014	Orthorhombic	Iono-thermal	Cathode	218 mAhg^{-1}	Good cyclability	107
68.	$\text{Li}_2\text{MnSiO}_4/\text{CNFs}$	2015	Orthorhombic	Solvothermal	Cathode	350 mAhg^{-1}	High energy density & good cyclability	108
69.	$\text{Li}/\text{Li}_{1.8}\text{MnSi}_{0.8}\text{P}_{0.2}\text{O}_4$	2014	Orthorhombic	Sol-gel	Cathode	155 mAhg^{-1}	None	109
70.	$\text{Li}_2\text{MnSiO}_4/\text{C}$	2014	Orthorhombic	Sol-gel	Cathode	256.86 mAhg^{-1}	None	110
71.	$\text{Li}_2\text{Mg}_{1.1}\text{Mn}_{0.9}\text{SiO}_4/\text{C}$	2011	Orthorhombic	Sol-gel	Cathode	289 mAhg^{-1}	High energy density & low energy density	111
72.	$\text{Li}_2\text{MnSiO}_4$	2011 onwards	Orthorhombic	Solid-State, sol-gel, hydrothermal	Cathode	< 100- 268 mAhg^{-1}	poor retention, and unclear cyclic stability	112-126

The 3rd generation materials are also transition metal quaternary oxides and oxyfluorides, Table 4. The vanadium based LiVPO_4 and its derivatives showed relatively higher capacities ($> 250 \text{ mAh g}^{-1}$). Further, to increase electrochemical storage capacity, emphasis was given to develop materials with higher lithium content with respect to mono-lithium based cathode materials. The theoretical capacity of higher lithium content such as $\text{Li}_2\text{TMSiO}_4$ (TM = transition metal e.g. Fe, Co, Ni, Mn, V etc) is around 333 mAh g^{-1} , nearly twice to that of mono-lithium based cathode materials. Further, their large band gap may lead to higher operating voltage as well. These materials are relatively new cathode materials and explorations are still going on. The initial studies showed high electrochemical capacity for such compounds, which starts fading after first complete charge/discharge cycles and showed reduction to very low $50\text{-}60 \text{ mAh g}^{-1}$ in 10 – 20 charge/discharge cycles. This is attributed to the structural instability of $\text{Li}_2\text{TMSiO}_4$ cathode materials. The initial structure is subjected to Jahn-Teller (J-T) distortion during charging/discharging and may lead to permanent crystallographic changes at local levels, causing poor cyclability. However, further studies are needed to understand this degradation mechanism and strategies need to be evolved to overcome this aspect. The nanostructuring and even localized strain by doping may provide some understanding towards mitigating the capacity fading in these cathode materials, which seems

to potential candidate for high energy density cathode materials.

4th Generation materials for rechargeable lithium ion batteries (2020 onwards):

The current developments (up to 3rd generations) in rechargeable are widely suitable and used for low power applications in our everyday life and mostly limited with their specific current density up to $150 - 200 \text{ mAh g}^{-1}$. The scaling of these batteries is realized in terms of large battery packs for specific purposes including electric and hybrid- electric vehicles. The power hungry applications such as electric and hybrid electric vehicles, planes, and other commuting means toward green energy initiatives may need very high energy density ($> 1000 \text{ mAh g}^{-1}$ or more).

The problem of limited specific capacity can be taken care by innovating new materials and battery designs which can show very high capacity i.e. $> 1000 \text{ mAh g}^{-1}$. For example metal air batteries are showing promise to beat the current specific capacity limitations, a hurdle in the present lithium ion batteries. The lithium- air and also lithium – sulfur batteries have shown promise with very high specific energy densities. However, the research and development of such batteries are still in nascent stages and various issues such as safety because of the use of pure lithium, which is highly flammable and cyclability need to address carefully.

Hunt for new lithium ion battery cathode materials and design criteria:

The performance of a lithium battery depends on operating voltage and current, energy density, cyclability, stability, and most importantly safety. The electronic properties of cathode materials such as band gap and relative electronic state positions affect the operating voltage of a lithium ion battery. The relative positions of electronic states in terms of electrochemical potential of respective electrodes are shown in Fig 5 for a lithium ion battery. The electrolyte is a good ionic conductor but electrically insulator, with a large band gap E_g expressed as the difference between the lowest unoccupied molecular orbital (LUMO or also known as conduction band) and the highest occupied molecular orbital (HOMO or valence band), as shown schematically in Fig 5. This band gap of electrolyte is also known as the maximum allowed voltage window as above or below these energy levels, the electrolyte will start dissociating.

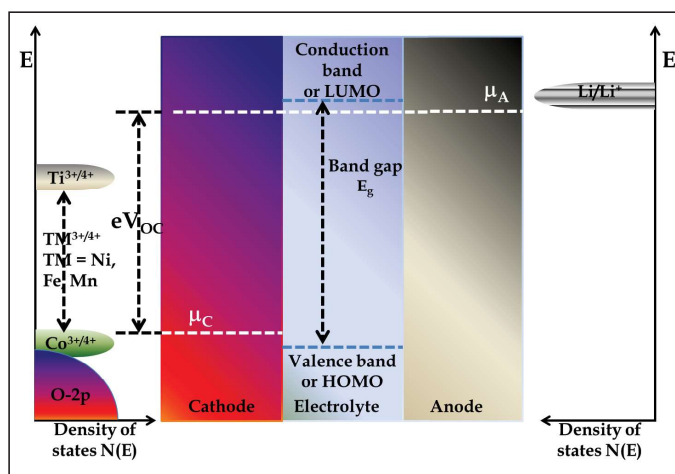


Figure 5: The schematic diagram of electronic states in terms of chemical potential positions of cathode, anode together with band gap of electrolyte. The left most figure shows the relative position of different transition metal elements with respect to oxygen 2p states in transition metal oxides. The right most figure shows the Fermi energy of lithium metal.

Further, the relative chemical potential of cathode and anode are shown with respect to electrolyte HOMO and LUMO positions, suggesting that the open circuit voltage $eV_{OC} = \mu_A - \mu_C$, where e is electronic charge ($=1.6 \times 10^{-19}$ C), V_{OC} is open circuit voltage, μ_A and μ_C are chemical potential of anode and cathode materials, respectively. Thus, the cathode material should be selected in such a way that its chemical potential i.e. μ_C is located above the valence band (i.e. HOMO) of electrolyte, else the electrolyte will oxidize at the cathode-electrolyte interface, leading to a thin film formation at solid-electrolyte interface and is commonly

known as SEI film. On the other hand, the chemical potential of anode i.e. μ_A is located below the conduction band (i.e. LUMO) of the electrolyte, else electrolyte will reduce at the anode-electrolyte interface, causing SEI formation at this interface. Thus, the selection of cathode and anode is limited by the electrochemical window i.e. band gap and relative position of HOMO and LUMO of electrolyte. However, there are continuous efforts to increase the operating voltage of lithium ion batteries and either existing materials are engineered or new materials are being developed to meet the requirements of higher operating voltages together with enhanced electrochemical energy storage capacity. Numerous materials are investigated, as listed in Table 4, where high lithium content materials have shown promise with respect to mono-lithium based cathode materials. However, there are various technological issues and challenges such as their capacity fading in few cycles. Thus, efforts are required to address the capacity fading in high lithium based cathode materials to increase the electrochemical energy density. However, there is a need to develop not only cathode materials with higher operating voltage and enhanced energy density but also compatible electrolyte simultaneously.

Conclusion:

This review addresses the development of cathode materials for rechargeable lithium ion batteries. Large efforts are put to realize the commercial lithium ion batteries, however, there are still issues and challenges to make it more suitable for large scale power applications such as power plants, hybrid electric vehicles. The three generations of cathode materials are discussed covering from its inception to the current state of materials. The large emphasis is given to enhance the electrochemical energy storage density and operating voltage of lithium ion batteries to meet the future demands in all sectors. The associated crystallographic instability in $\text{Li}_2\text{TMSiO}_4$ based cathode materials is hampering the full potential of these cathode materials. Further, various layered, spinel, and olivine structured materials are widely explored and also shown potential for future energy needs. However, the success of high voltage and high electrochemical energy density based cathode materials will rely on simultaneous development of suitable electrolytes.

Acknowledgement:

Author acknowledges Mr. Kuldeep Kaswan for his assistance in compiling cathode materials and also funding agency Department of Science and Technology (DST), Government of India (project no. INT/RUS/RFBR/320).

References:

- Johnston, W. D., R. R. Heikes, and D. Sestrich. "The preparation, crystallography, and magnetic properties of the $\text{Li}_x\text{Co} (1-x) \text{O}$ system." *Journal of Physics and Chemistry of Solids* 7.1 (1958): 1-13.
- Johnston, W. D., and R. R. Heikes. "A Study of the $\text{Li}_x\text{Mn} (1-x) \text{O}$ System 1." *Journal of the American Chemical Society* 78.14 (1956): 3255-3260.
- Goodenough, J. B., D. G. Wickham, and W. J. Croft. "Some Ferrimagnetic Properties of the System $\text{Li}_x\text{Ni}_{1-x}\text{O}$." *Journal of Applied Physics* 29.3 (1958): 382-383.
- Mizushima, K., et al. " Li_xCoO_2 ($0 < x < 1$): A new cathode material for batteries of high energy density." *Materials Research Bulletin* 15.6 (1980): 783-789.
- David, W. I. F., et al. "Lithium insertion into $\beta\text{-MnO}_2$ and the rutile-spinel transformation." *Materials research bulletin* 19.1 (1984): 99-106.
- Thackeray, M. M., W. I. F. David, and John B. Goodenough. "Structural characterization of the lithiated iron oxides $\text{Li}_x\text{Fe}_3\text{O}_4$ and $\text{Li}_x\text{Fe}_2\text{O}_3$ ($0 < x < 2$)." *Materials Research Bulletin* 17.6 (1982): 785-793.
- Thackeray, M. M., et al. "Lithium insertion into manganese spinels." *Materials Research Bulletin* 18.4 (1983): 461-472.
- De Picciotto, L. A., and M. M. Thackeray. "Insertion/extraction reactions of lithium with LiV_2O_4 ." *Materials research bulletin* 20.12 (1985): 1409-1420.
- Numata, Koichi, Chie Sakaki, and Shoji Yamanaka. "Synthesis and characterization of layer structured solid solutions in the system of $\text{LiCoO}_2\text{-Li}_2\text{MnO}_3$." *Solid State Ionics* 117.3-4 (1999): 257-263.
- Kemp, J. P., and P. A. Cox. "Electronic structure of LiCoO_2 and related materials; photoemission studies." *Journal of Physics: Condensed Matter* 2.48 (1990): 9653.
- Rossen, E., J. N. Reimers, and J. R. Dahn. "Synthesis and electrochemistry of spinel LiCoO_2 ." *Solid State Ionics* 62.1-2 (1993): 53-60.
- Yan, Hongwei, et al. "Microwave synthesis of LiCoO_2 cathode materials." *Journal of power sources* 68.2 (1997): 530-532.
- Sun, Yang-Kook, In-Hwan Oh, and Seong-Ahn Hong. "Synthesis of ultrafine LiCoO_2 powders by the sol-gel method." *Journal of materials science* 31.14 (1996): 3617-3621.
- Zhecheva, E., et al. "Lithium-cobalt citrate precursors in the preparation of intercalation electrode materials." *Chemistry of materials* 8.7 (1996): 1429-1440.
- Kim, J., P. Fulmer, and Arumugam Manthiram. "Synthesis of LiCoO_2 cathodes by an oxidation reaction in solution and their electrochemical properties." *Materials research bulletin* 34.4 (1999): 571-579.
- Huang, B., et al. "Electrochemical evaluation of LiCoO_2 synthesized by decomposition and intercalation of hydroxides for lithium-ion battery applications." *Journal of applied electrochemistry* 28.12 (1998): 1365-1369.
- Chiang, Yet-Ming, et al. "Synthesis of LiCoO_2 by decomposition and intercalation of hydroxides." *Journal of the Electrochemical Society* 145.3 (1998): 887-891.
- Kumta, P. N., et al. "Synthesis of LiCoO_2 powders for lithium-ion batteries from precursors derived by rotary evaporation." *Journal of power sources* 72.1 (1998): 91-98.
- Peng, Z. S., C. R. Wan, and C. Y. Jiang. "Synthesis by sol-gel process and characterization of LiCoO_2 cathode materials." *Journal of Power Sources* 72.2 (1998): 215-220.
- Yoon, Won-Sub, and Kwang-Bum Kim. "Synthesis of LiCoO_2 using acrylic acid and its electrochemical properties for Li secondary batteries." *Journal of Power Sources* 81 (1999): 517-523.
- Nakamura, T., and A. Kajiyama. "Synthesis of LiCoO_2 particles with uniform size distribution using hydrothermally precipitated Co_3O_4 fine particles." *Solid State Ionics* 123.1-4 (1999): 95-101.
- Sakurai, Yoji, et al. "Low temperature synthesis and electrochemical characteristics of LiFeO_2 cathodes." *Journal of power sources* 68.2 (1997): 711-715.
- Padhi, A. K., et al. "Effect of structure on the $\text{Fe}^{3+}/\text{Fe}^{2+}$ redox couple in iron phosphates." *Journal of the Electrochemical Society* 144.5 (1997): 1609-1613.
- Padhi, Akshaya K., Kirakodu S. Nanjundaswamy, and John B. Goodenough. "Phospho-olivines as positive-electrode materials for rechargeable lithium batteries." *Journal of the electrochemical society* 144.4 (1997): 1188-1194.
- Andersson, Anna S., et al. "Thermal Stability of LiFePO_4 -Based Cathodes." *Electrochemical and Solid-State Letters* 3.2 (2000): 66-68.
- Barboux, P., J. M. Tarascon, and F. K. Shokoohi. "The use of acetates as precursors for the low-temperature synthesis of LiMn_2O_4 and LiCoO_2 intercalation compounds." *Journal of Solid State Chemistry* 94.1 (1991): 185-196.
- Tsang, C., and A. Manthiram. "A new route for the synthesis of LiMn_2O_4 cathode: variation of composition, microstructure, and electrochemical behavior with synthesis temperature." *Solid State Ionics* 89.3-4 (1996): 305-312.
- Hasegawa, Akira, Kazunari Yoshizawa, and Tokio Yamabe. "Crystal Orbital Overlap Population Analysis of the Capacity Fading of Metal-Substituted Spinel Lithium Manganate LiMn_2O_4 ." *Journal of the Electrochemical Society* 147.11 (2000): 4052-4057.
- Armstrong, A. Robert, and Peter G. Bruce. "Synthesis of layered LiMnO_2 as an electrode for rechargeable lithium batteries." *Nature* 381.6582 (1996): 499-500.
- Dahn, J. R., et al. "Rechargeable LiNiO_2 /carbon cells." *Journal of the Electrochemical Society* 138.8 (1991): 2207-2211.
- Dahn, J. R., Ulrich von Sacken, and C. A. Michal. "Structure and electrochemistry of $\text{Li}_{1-y}\text{NiO}_2$ and a new Li_2NiO_2 phase with the $\text{Ni}(\text{OH})_2$ structure." *Solid State Ionics* 44.1-2 (1990): 87-97.
- Arai, H., et al. "Characterization and cathode performance of $\text{Li}_{1-x}\text{Ni}_x\text{O}_2$ prepared with the excess lithium method." *Solid State Ionics* 80.3-4 (1995): 261-269.
- Huang, S. Y., et al. "Rocking chair lithium battery based on nanocrystalline TiO_2 (anatase)." *Journal of the Electrochemical Society* 142.9 (1995): L142-L144.
- De Picciotto, L. A., and M. M. Thackeray. "Lithium insertion/extraction reactions with LiVO_2 and LiV_2O_4 ." *Solid State Ionics* 18 (1986): 773-777.

35. De Picciotto, L. A., M. M. Thackeray, and G. Pistoia. "An electrochemical study of the systems $\text{Li}_{1\pm x}\text{V}_2\text{O}_4$ and $\text{Li}_{1-x}\text{VO}_2$ ($0 \leq x \leq 1$)." *Solid State Ionics* 28 (1988): 1364-1370.
36. Zachau-Christiansen, B., et al. "Lithium insertion in oxide spinels." *Solid State Ionics* 40 (1990): 580-584.
37. Pistoia, G., et al. "Further electrochemical studies on Li/LiV₂O₄ secondary cells." *Journal of power sources* 34.3 (1991): 199-206.
38. LI, Guohua, et al. "Synthesis and characterization of LiV₂O₄ as the cathode in secondary lithium batteries." *Denki Kagaku oyobi Kogyo Butsuri Kagaku* 64.3 (1996): 202-206.
39. Faran, O., and V. Volterra. "Metal-insulator transition in the LiV₂O₄- δ spinel system." *Solid state communications* 101.11 (1997): 861-864.
40. Kondo, S., D. C. Johnston, and L. L. Miller. "Synthesis, characterization, and magnetic susceptibility of the heavy-fermion transition-metal oxide LiV₂O₄." *Physical Review B* 59.4 (1999): 2609.
41. Boivin, Edouard, et al. "Structural and electrochemical studies of a new Tavorite composition: LiVPO₄OH." *Journal of Materials Chemistry A* 4.28 (2016): 11030-11045.
42. Barker, J., M. Y. Saidi, and J. L. Swoyer. "Electrochemical insertion properties of the novel lithium vanadium fluorophosphate, LiVPO₄F." *Journal of the Electrochemical Society* 150.10 (2003): A1394-A1398.
43. Ellis, Brian L., et al. "Structure and electrochemistry of two-electron redox couples in lithium metal fluorophosphates based on the tavorite structure." *Chemistry of Materials* 23.23 (2011): 5138-5148.
44. Sun, Xiaofei, et al. "Titanium doped LiVPO₄F cathode for lithium ion batteries." *Solid State Ionics* 268 (2014): 236-241.
45. Yang, Bo, and Lin Yang. "Silver-coated LiVPO₄F composite with improved electrochemical performance as cathode material for lithium-ion batteries." *Journal of Physics and Chemistry of Solids* 87 (2015): 228-232.
46. Yu, Zhihao, and Linhua Jiang. "Design and facile synthesis of nitrogen-doped carbon decorated LiVPO₄F nanocrystals as superior cathode for lithium-ion batteries." *Solid State Ionics* 291 (2016): 20-25.
47. DOI: 10.5185/amlett.2019.2141
48. Hao, Yan-Jing, et al. "Influence of various complex agents on electrochemical property of Li₄Ti₅O₁₂ anode material." *Journal of alloys and compounds* 439.1-2 (2007): 330-336.
49. Park, C. W., et al. "Synthesis and materials characterization of Li₂MnO₃-LiCrO₂ system nanocomposite electrode materials." *Materials research bulletin* 42.7 (2007): 1374-1383.
50. Zhong, Shengkui, et al. "Preparation and electrochemical studies of Y-doped LiVPO₄F cathode materials for lithium-ion batteries." *Journal of Wuhan University of Technology-Mater. Sci. Ed.* 24.4 (2009): 552-556.
51. Zhong, Sheng-Kui, et al. "Synthesis of LiVPO₄F with high electrochemical performance by sol-gel route." *Transactions of Nonferrous Metals Society of China* 20 (2010): s275-s278.
52. Sivashanmugam, Arumugam, et al. "Novel Li₄Ti₅O₁₂/Sn nano-composites as anode material for lithium ion batteries." *Materials Research Bulletin* 46.4 (2011): 492-500.
53. Rangaswamy, Puttaswamy, et al. "Enhanced electrochemical performance of LiVPO₄F/graphene composite electrode prepared via ionothermal process." *Journal of Applied Electrochemistry* 47.1 (2017): 1-12.
54. Li, Qiyuan, et al. "Chemical reaction characteristics, structural transformation and electrochemical performances of new cathode LiVPO₄F/C synthesized by a novel one-step method for lithium ion batteries." *RSC advances* 8.13 (2018): 7044-7054.
55. Zeng, Taotao, et al. "Effect of Environmental Temperature on the Content of Impurity Li₃V₂(PO₄)₃/C in LiVPO₄F/C Cathode for Lithium-ion Batteries." *Frontiers in Chemistry* 6 (2018).
56. Krimmel, Alexander, et al. "Anomalous structural behaviour of Zn-doped LiV₂O₄." *Physica B: Condensed Matter* 350.1-3 (2004): E297-E299.
57. Lu, Yao, et al. "Ulthathin LiV₂O₄ Layers Modified LiNi_{0.5}Co_{0.2}Mn_{0.3}O₂ Single-Crystal Cathodes with Enhanced Activity and Stability." *Advanced Materials Interfaces* (2019).
58. Cui, Ping, et al. "Preparation and characteristics of Sb-doped LiNiO₂ cathode materials for Li-ion batteries." *Journal of Physics and Chemistry of Solids* 72.7 (2011): 899-903.
59. Bakenov, Zhumabay, and Izumi Taniguchi. "LiMnPO₄ olivine as a cathode for lithium batteries." (2011).
60. Zheng, J. M., X. B. Wu, and Yong Yang. "A comparison of preparation method on the electrochemical performance of cathode material Li [Li_{0.2}Mn_{0.54}Ni_{0.13}Co_{0.13}]O₂ for lithium ion battery." *ElectrochimicaActa* 56.8 (2011): 3071-3078.
61. Nayak, Prasant Kumar, et al. "Electrochemical and structural characterization of carbon coated Li_{1.2}Mn_{0.56}Ni_{0.16}Co_{0.08}O₂ and Li_{1.2}Mn_{0.6}Ni_{0.2}O₂ as cathode materials for Li-ion batteries." *ElectrochimicaActa* 137 (2014): 546-556.
62. Dai, Dongmei, et al. "Simultaneously improved capacity and initial coulombic efficiency of Li-rich cathode Li [Li_{0.2}Mn_{0.54}Co_{0.13}Ni_{0.13}]O₂ by enlarging crystal cell from a nanoplate precursor." *Journal of Power Sources* 307 (2016): 665-672.
63. Zhou, Chun-xian, et al. "Cyclic performance of Li-rich layered material Li_{1.1}Ni_{0.35}Mn_{0.65}O₂ synthesized through a two-step calcination method." *ElectrochimicaActa* 252 (2017): 286-294.
64. Yang, Puheng, et al. "Structure tuned Li_{1.2}Mn_{0.6}Ni_{0.2}O₂ with low cation mixing and Ni segregation as high performance cathode materials for Li-ion batteries." *ElectrochimicaActa* 271 (2018): 276-283.
65. Chen, Min, et al. "Polyethylene glycol-assisted synthesis of hierarchically porous layered lithium-rich oxide as cathode of lithium ion battery." *Journal of Power Sources* 279 (2015): 197-204.
66. Fey, George Ting-Kuo, et al. "Improved electrochemical performance of LiCoO₂ surface treated with Li₄Ti₅O₁₂." *Journal of Power Sources* 174.2 (2007): 1147-1151.
67. Ge, Hao, et al. "Electrochemical characteristics of spinel Li₄Ti₅O₁₂ discharged to 0.01 V." *Electrochemistry communications* 10.5 (2008): 719-722.

68. Su, Xiuli, et al. "Synthesis and electrochemical performance of nano-sized $\text{Li}_4\text{Ti}_5\text{O}_{12}$ coated with boron-doped carbon." *ElectrochimicaActa* 196 (2016): 300-308.
69. Sheng, Suojing, et al. " Al_2O_3 -surface modification of LiCoO_2 cathode with improved cyclic performance." *Journal of Electroanalytical Chemistry* 795 (2017): 59-67.
70. Tan, Long, et al. "Synthesis of novel high-voltage cathode material LiCoPO_4 via rheological phase method." *Journal of Alloys and Compounds* 502.2 (2010): 407-410.
71. Deng, C., et al. "Synthesis and improved properties of nanostructured $\text{Li}_2\text{MnSiO}_4/\text{C}$ via a modified sol-gel method." *Int J ElectrochemSci* 7 (2012): 4559-4566.
72. Xiao, Dichang, et al. "Hydrothermal preparation of iron-based orthosilicate cathode materials with different SiO_2 particles and their electrochemical properties." *J ElectrochemSci* 8 (2013): 7581-7590.
73. Feng, Yiming, et al. "Understanding the improved kinetics and cyclability of a $\text{Li}_2\text{MnSiO}_4$ cathode with calcium substitution." *Inorganic chemistry* 57.6 (2018): 3223-3231.
74. Wagner, Nils P., et al. "Vanadium Substitution in $\text{Li}_2\text{MnSiO}_4/\text{C}$ as Positive Electrode for Li Ion Batteries." *The Journal of Physical Chemistry C* 120.21 (2016): 11359-11371.
75. Xie, Man, et al. "Template-assisted hydrothermal synthesis of $\text{Li}_2\text{MnSiO}_4$ as a cathode material for lithium ion batteries." *ACS applied materials & interfaces* 7.20 (2015): 10779-10784.
76. Aravindan, Vanchiappan, et al. "Influence of carbon towards improved lithium storage properties of $\text{Li}_2\text{MnSiO}_4$ cathodes." *Journal of Materials Chemistry* 21.8 (2011): 2470-2475.
77. Zhang, Shu, et al. "Cr-doped $\text{Li}_2\text{MnSiO}_4/\text{C}$ composite nanofibers as high-energy cathodes for Li-ion batteries." *Journal of Materials Chemistry* 22.29 (2012): 14661-14666.
78. Hu, Zhe, et al. " $\text{Li}_2\text{MnSiO}_4@\text{C}$ nanocomposite as a high-capacity cathode material for Li-ion batteries." *Journal of Materials Chemistry A* 1.40 (2013): 12650-12656.
79. Deng, Hui, et al. "Effect of Ni substitution on structural stability, micromorphology, and electrochemical performance of $\text{Li}_2\text{MnSiO}_4/\text{C}$ cathode materials." *RSC Advances* 6.112 (2016): 111539-111548.
80. Choi, Sungho, et al. "Controlled shape with enhanced electrochemical performance of various ions doped $\text{Li}_2\text{MnSiO}_4$ cathode nanoparticles." *Materials Letters* 105 (2013): 113-116.
81. Muraliganth, T., K. R. Stroukoff, and ArumugamManthiram. "Microwave-solvothermal synthesis of nanostructured $\text{Li}_2\text{MSiO}_4/\text{C}$ (M= Mn and Fe) cathodes for lithium-ion batteries." *Chemistry of Materials* 22.20 (2010): 5754-5761.
82. Duncan, Hugues, et al. "Novel Pn polymorph for $\text{Li}_2\text{MnSiO}_4$ and its electrochemical activity as a cathode material in Li-ion batteries." *Chemistry of materials* 23.24 (2011): 5446-5456.
83. Liu, Shuang-Shuang, et al. "Comparative study of the cathode and anode performance of $\text{Li}_2\text{MnSiO}_4$ for lithium-ion batteries." *ElectrochimicaActa* 188 (2016): 145-152.
84. Dominko, R., et al. " $\text{Li}_2\text{MnSiO}_4$ as a potential Li-battery cathode material." *Journal of Power Sources* 174.2 (2007): 457-461.
85. Wang, Chao, et al. "Enhanced electrochemical properties of F-doped $\text{Li}_2\text{MnSiO}_4/\text{C}$ for lithium ion batteries." *Journal of Power Sources* 378 (2018): 345-352.
86. He, Guang, and ArumugamManthiram. "Nanostructured $\text{Li}_2\text{MnSiO}_4/\text{C}$ Cathodes with Hierarchical Macro-/Mesoporosity for Lithium-Ion Batteries." *Advanced Functional Materials* 24.33 (2014): 5277-5283.
87. Wang, Fei, et al. "High performance $\text{Li}_2\text{MnSiO}_4$ prepared in molten KCl-NaCl for rechargeable lithium ion batteries." *ElectrochimicaActa* 119 (2014): 131-137.
88. Hwang, Chahwan, et al. "Synthesis, characterization, and electrochemical performance of V-doped $\text{Li}_2\text{MnSiO}_4/\text{C}$ composites for Li-ion battery." *Materials Letters* 164 (2016): 270-273.
89. Zhang, S., et al. "Impacts of in situ carbon coating on the structural, morphological and electrochemical characteristics of $\text{Li}_2\text{MnSiO}_4$ prepared by a citric acid assisted sol-gel method." *Journal of Electroanalytical Chemistry* 689 (2013): 88-95.
90. Ji, Ran, et al. "Manipulating the Crystalline Structure and Electrochemical Performance of a Dilithium Manganese Silicate Cathode Material by Polyanion Doping." *ChemElectroChem* 3.11 (2016): 1805-1812.
91. Chen, Ruiyong, et al. "Structural Evolution of $\text{Li}_2\text{Fe}_{1-y}\text{Mn}_y\text{SiO}_4$ ($y=0, 0.2, 0.5, 1$) Cathode Materials for Li-Ion Batteries upon Electrochemical Cycling." *The Journal of Physical Chemistry C* 117.2 (2013): 884-893.
92. Lai, Chunyan, et al. "Mo-doped $\text{Li}_2\text{MnSiO}_4/\text{C}$ nanocomposite synthesized by citric acid-assisted sol-gel method with enhanced electrochemical properties." *Materials Letters* 139 (2015): 134-137.
93. Wu, Xia, et al. "Improving the structure stability and electrochemical performance of $\text{Li}_2\text{MnSiO}_4/\text{C}$ cathode materials by Ti-doping and porous microstructure." *Journal of Alloys and Compounds* 735 (2018): 1158-1166.
94. Wang, Min, et al. "The high capacity and excellent rate capability of Ti-doped $\text{Li}_2\text{MnSiO}_4$ as a cathode material for Li-ion batteries." *RSC Advances* 5.2 (2015): 1612-1618.
95. Wang, Yan-Chao, et al. "Solvothermal synthesis and electrochemical performance of $\text{Li}_2\text{MnSiO}_4/\text{C}$ cathode materials for lithium ion batteries." *Journal of Alloys and Compounds* 614 (2014): 271-276.
96. Wagner, Nils P., et al. "Fe and V Substituted $\text{Li}_2\text{MnSiO}_4/\text{C}$ As Potential Cathode Material for Li-Ion Batteries." *ECS Transactions* 64.22 (2015): 33-45.
97. Lee, Sol-Nip, et al. "Cu- $\text{Li}_2\text{MnSiO}_4$ -polyaniline composite hybrids as high performance cathode for lithium batteries." *Journal of Alloys and Compounds* 630 (2015): 292-298.
98. Peng, Tao, et al. "Uniform coaxial $\text{CNT}@\text{Li}_2\text{MnSiO}_4/\text{C}$ as advanced cathode material for lithium-ion battery." *ElectrochimicaActa* 291 (2018): 1-8.
99. Qiu, Shen, et al. "Template synthesis of mesoporous $\text{Li}_2\text{MnSiO}_4/\text{C}$ composite with improved lithium storage properties." *ElectrochimicaActa* 291 (2018): 124-131.
100. Dong, Yue, et al. "Synthesis of La-doped $\text{Li}_2\text{MnSiO}_4$ nanoparticle with high-capacity via polyol-assisted hydrothermal method." *ElectrochimicaActa* 166 (2015): 40-46.

101. Cheng, Hong-Mei, et al. "Synthesis and structural stability of Cr-doped Li₂MnSiO₄/C cathode materials by solid-state method." *Applied Surface Science* 433 (2018): 1067-1074.
102. Kokalj, Anton, et al. "Beyond One-Electron Reaction in Li Cathode Materials: Designing Li₂Mn_xFe_{1-x}SiO₄." *Chemistry of Materials* 19.15 (2007): 3633-3640.
103. Deng, C., et al. "Partial substitution of Mn/Si with V, Cr or Al in Li₂MnSiO₄ nanoparticle: Dependence of the physical and electrochemical properties on the substitution strategy." *Journal of Electroanalytical Chemistry* 719 (2014): 150-157.
104. Zhu, Hai, et al. "Nitrogen doped carbon layer of Li₂MnSiO₄ with enhanced electrochemical performance for lithium ion batteries." *ElectrochimicaActa* 295 (2019): 956-965.
105. Rangappa, Dinesh, et al. "Ultrathin nanosheets of Li₂MnSiO₄ (M= Fe, Mn) as high-capacity Li-ion battery electrode." *Nano letters* 12.3 (2012): 1146-1151.
106. Luo, Shaohua, Ming Wang, and Weina Sun. "Fabricated and improved electrochemical properties of Li₂MnSiO₄ cathodes by hydrothermal reaction for Li-ion batteries." *Ceramics International* 38.5 (2012): 4325-4329.
107. Li, Xueliang, et al. "Ionothermal synthesis and characterization of Li₂MnSiO₄/C composites as cathode materials for lithium-ion batteries." *Ceramics International* 40.1 (2014): 289-296.
108. Song, Hee Jo, et al. "Li₂MnSiO₄ nanorods-embedded carbon nanofibers for lithium-ion battery electrodes." *ElectrochimicaActa* 180 (2015): 756-762.
109. Gummow, Rosalind J., et al. "Li₂MnSiO₄ cathodes modified by phosphorous substitution and the structural consequences." *Solid State Ionics* 259 (2014): 29-39.
110. Wang, Min, et al. "Structural evolution and electrochemical performance of Li₂MnSiO₄/C nanocomposite as cathode material for li-ion batteries." *Journal of nanomaterials* 2014 (2014): 4.
111. ZHAO, Hongbin, et al. "Effect of Mg²⁺ doping on structure and electrochemical performance of lithium magnesium silicate." *Journal of The Chinese Ceramic Society* 39.7 (2011): 1084-1089.
112. Aravindan, Vanchiappan, et al. "Influence of carbon towards improved lithium storage properties of Li₂MnSiO₄ cathodes." *Journal of Materials Chemistry* 21.8 (2011): 2470-2475.
113. Liu, Jing, et al. "Facile solid-state synthesis of Li₂MnSiO₄/C nanocomposite as a superior cathode with a long cycle life." *Journal of Power Sources* 231 (2013): 39-43.
114. Peng, Zhenbo, et al. "PEG-assisted solid state synthesis and characterization of carbon-coated Li₂MnSiO₄ cathode materials for lithium ion battery." *Int. J. Electrochem. Sci* 8 (2013): 903-913.
115. Jin, Yun-Ho, et al. "Electrochemical Performances of Li₂MnSiO₄ Cathodes Synthesized by Mechanical Alloying Process." *Journal of nanoscience and nanotechnology* 15.3 (2015): 2418-2421.
116. Devaraj, S., et al. "Sol-gel derived nanostructured Li₂MnSiO₄/C cathode with high storage capacity." *ElectrochimicaActa* 102 (2013): 290-298.
117. Qu, Long, et al. "Synthesis and characterization of high capacity Li₂MnSiO₄/C cathode material for lithium-ion battery." *Journal of Power Sources* 252 (2014): 169-175.
118. Park, Kyung-Soo, et al. "Enhanced electrochemical performance of carbon-coated Li₂MnSiO₄ nanoparticles synthesized by tartaric acid-assisted sol-gel process." *Ceramics International* 40.7 (2014): 9413-9418.
119. Liu, Shuangke, et al. "High capacity Li₂MnSiO₄/C nanocomposite prepared by sol-gel method for lithium-ion batteries." *Journal of power sources* 232 (2013): 258-263.
120. Xie, Man, et al. "Template-assisted hydrothermal synthesis of Li₂MnSiO₄ as a cathode material for lithium ion batteries." *ACS applied materials & interfaces* 7.20 (2015): 10779-10784.
121. Pei, Yi, et al. "Chelate-induced formation of Li₂MnSiO₄ nanorods as a high capacity cathode material for Li-ion batteries." *Journal of Materials Chemistry A*, 4.24 (2016): 9447-9454.
122. Jiang, Xiaolei, et al. "Hydrothermal synthesis of the Li₂MnSiO₄/C nanocomposite as a cathode material for lithium-ion batteries." *Materials Letters* 113 (2013): 9-12.
123. Hu, Zhe, et al. "Li₂MnSiO₄@C nanocomposite as a high-capacity cathode material for Li-ion batteries." *Journal of Materials Chemistry A*, 1.40 (2013): 12650-12656.
124. Mancini, M., et al. "Study on the stability of Li₂MnSiO₄ cathode material in different electrolyte systems for Li-ion batteries." *ElectrochimicaActa* 176 (2015): 679-688.
125. Molenda, Marcin, et al. "Stability of C/Li₂MnSiO₄ composite cathode material for Li-ion batteries towards LiPF₆ based electrolyte." *Solid State Ionics* 262 (2014): 98-101.
126. Li, Xueliang, et al. "Ionothermal synthesis and characterization of Li₂MnSiO₄/C composites as cathode materials for lithium-ion batteries." *Ceramics International* 40.1 (2014): 289-296.



Dr. Ambesh Dixit is an Associate Professor at the Indian Institute of Technology Jodhpur (IIT Jodhpur), India, and has more than 15 years of experience in computational and experimental functional materials' physics. The particular emphasis is on the development of various technologies, including energy, water, and health. He is the first one in the scientific community to show that iron vanadate (FeVO₄) is an intrinsic multiferroic system. Further, he has co-authored two books (i) *Nanotechnology for Defence Applications* (Springer) and (ii) *Nanotechnology for Rural Development* (Elsevier) and co-edited two books on *Solar Energy* (Springer). He has more than a hundred articles of international repute and two patents on his credit. He is an Editorial Board member of the Elsevier journal "Vacuum" and a life member of various societies such as Materials Research Society of India, Magnetic Society of India, Indian Carbon Society, and an annual American member Physical Society since 2007 and IEEE since 2019.