

Error analysis for probabilities of rare events with approximate models

F. Wagner, J. Latz, I. Papaioannou, E. Ullmann

21st June 2021

Abstract

The estimation of the probability of rare events is an important task in reliability and risk assessment. We consider failure events that are expressed in terms of a limit-state function, which depends on the solution of a partial differential equation (PDE). In many applications, the PDE cannot be solved analytically. We can only evaluate an approximation of the exact PDE solution. Therefore, the probability of rare events is estimated with respect to an approximation of the limit-state function. This leads to an approximation error in the estimate of the probability of rare events. Indeed, we prove an error bound for the approximation error of the probability of failure, which behaves like the discretization accuracy of the PDE multiplied by an approximation of the probability of failure, the first order reliability method (FORM) estimate. This bound requires convexity of the failure domain. For non-convex failure domains, we prove an error bound for the relative error of the FORM estimate. Hence, we derive a relationship between the required accuracy of the probability of rare events estimate and the PDE discretization level. This relationship can be used to guide practicable reliability analyses and, for instance, multilevel methods.

Keywords: Uncertainty quantification, stochastic finite elements, error analysis, reliability analysis

1 Introduction

The distinction of safe and failure events is a crucial topic in reliability analysis and risk management. The occurrence of failure events cannot always be avoided; therefore, the estimation of the probability of such occurrences is of high significance. Indeed, failure probabilities are usually small; hence, the denomination *probability of rare events* is commonly used. The failure event can be defined in terms of a *limit-state function* (LSF). The LSF is a function of a set of uncertain parameters and the failure event is defined by the collection of parameter values for which the LSF takes non-positive values.

In this work, we consider settings where the LSF is based on the solution of an elliptic partial differential equation (PDE) with random diffusion coefficient. These situations frequently arise in engineering risk settings. For example, the authors in [5, 22] consider radioactive waste repositories. Therein, the departure of radioactive particles and their travel paths through the subsurface are of high relevance. The goal is to determine the probability that radioactive particles come back to the human environment. Since the exact subsurface properties and exact travel paths of the particles are unknown, the hydraulic conductivity of the soil is modelled as a random field while the particle flow is

simulated by a finite element method (FEM) approximation of the groundwater flow and transport equation.

The application of discretization schemes, such as Finite Differences [20], Finite Volumes [11] or FEM [3], introduce a PDE discretization error in the evaluation of the LSF. Consequently, this leads to an approximation error of the probability of rare events. The accuracy of the approximation depends on the discretization size of the spatial or temporal domain. In previous years, many methods have been developed for rare event estimation, which are based on a sequence of discretization levels with increasing accuracy. Examples are Multilevel Subset Simulation [31], Multilevel Monte Carlo [8], Multilevel Sequential Importance Sampling [33] or a multifidelity approach in [25]. However, only the sampling error of the methods has been considered so far. In contrast, we do not consider the sampling error and focus on the PDE discretization error.

There is a large amount of literature available, which derive error bounds for the PDE discretization error. However, there are few publications which consider the induced approximation error of rare event probabilities. The authors in [8] derive an upper bound for the absolute approximation error of the probability of failure which behaves as the PDE discretization error. However, the absolute error is of limited interest since failure probabilities are usually small. This manuscript closes this gap for LSFs which are based on elliptic PDEs. Indeed, the work of [8] forms the starting point for our contributions. We derive an error bound for the probability of rare events which behaves as the PDE discretization error multiplied by the *first order reliability method* (FORM) [17, 19] estimate. The FORM estimate is determined by the minimum distance of the failure domain to the origin of an independent standard Gaussian input space. If the failure domain is a convex set, the FORM estimate is an upper bound for the probability of the rare event. We use this condition as an assumption for the derived error bound. Indeed, if the FORM estimate is equal to the probability of failure, our error bound gives an upper bound for the relative error. An example for this case is an LSF which is affine linear with respect to Gaussian stochastic parameters. Moreover, we provide an error bound of the relative error with respect to the FORM estimates. This bound is more generally applicable since convexity of the failure domains is not required.

The manuscript is structured as follows. In Section 2, we present the main theorem, underlying setting and relevant assumptions. The proof of the theorem is given in the subsequent sections. First, we show that the absolute error is bounded by the PDE discretization error multiplied by the local Lipschitz constant associated with the *cumulative distribution function* (CDF) of the LSF. In Section 3, we show that for affine linear LSFs, the upper bound of the local Lipschitz constant depends linearly on the probability of failure. This gives an upper bound for the relative error. If the LSF is based on the solution of an elliptic PDE with stochastic diffusion coefficient, we show in Section 4 that the distance of the exact and approximate failure domains behaves as the PDE discretization error. Thereafter, we show that the Gaussian measure of the symmetric difference of the failure domains can be bounded by the Gaussian measure of an interval in 1D if the failure domains are convex. Using this fact, the LSF is linearized around the *most likely failure point* (MLFP) and the results for affine linear LSFs are applied. This proves the main theorem. In Section 5, we consider three numerical examples, two in low dimensions with analytical solutions, and one high-dimensional example.

2 Problem Setting and Main Result

Even though many of our results are applicable to more general settings, we focus in this work on failure events that are based on the solution of an elliptic PDE with random diffusion coefficient and Dirichlet boundary conditions. In the following subsections, we first introduce this setting more particularly. Then, we briefly describe the FORM approach to the estimation of rare event probabilities. The FORM estimate is part of the error bound that forms the main result of this work and that we summarise in Section 2.3.

2.1 Elliptic PDE, failure events, and their approximation

Let $(\Omega, \mathcal{A}, \mathbb{P})$ be a probability space and $D \subset \mathbb{R}^d$, $d = 1, 2, 3$, be an open, bounded, convex, polygonal domain. The given quantities are a real-valued random field $a : D \times \Omega \rightarrow \mathbb{R}$ and a real valued function $f \in L^2(D)$. We seek a random field $y : \bar{D} \times \Omega \rightarrow \mathbb{R}$, such that for \mathbb{P} -almost every (a.e.) $\omega \in \Omega$ it holds

$$-\nabla_x \cdot (a(x, \omega) \nabla_x y(x, \omega)) = f(x) \quad \forall x \in D, \quad (2.1)$$

$$y(x, \omega) = 0 \quad \forall x \in \partial D. \quad (2.2)$$

In practice, we employ a FEM discretization to solve (2.1). Thus, we consider the weak or variational form of the PDE. A random field $y : \bar{D} \times \Omega \rightarrow \mathbb{R}$ satisfies the *pathwise variational formulation*, if for a fixed $\omega \in \Omega$ it holds that $y(\cdot, \omega) \in V$ and

$$\int_D a(x, \omega) \nabla_x y(x, \omega) \cdot \nabla_x v(x) dx = \int_D f(x) v(x) dx \quad \forall v \in V, \quad (2.3)$$

where $V := H_0^1(D)$. Let $h > 0$ denote a discretization parameter, typically the mesh size. We define the *discretized pathwise variational formulation* for $y_h \in V_h$ as

$$\int_D a(x, \omega) \nabla_x y_h(x, \omega) \cdot \nabla_x v_h(x) dx = \int_D f(x) v_h(x) dx \quad \forall v_h \in V_h. \quad (2.4)$$

Here, $V_h \subset V$ is a finite dimensional vector space. In this manuscript, we consider two types of diffusion coefficients.

Definition 2.1 (Ellipticity and boundedness of the diffusion coefficient).

- (I) *The diffusion coefficient a is uniformly elliptic and bounded if there exists $a_{\min}, a_{\max} > 0$ such that for \mathbb{P} -a.e. $\omega \in \Omega$*

$$0 < a_{\min} \leq a(x, \omega) \leq a_{\max} < \infty, \quad \text{for a.e. } x \in D. \quad (2.5)$$

- (II) *The diffusion coefficient a is pathwise elliptic and bounded if there exists real-valued random variables $a_{\min}, a_{\max} : \Omega \rightarrow \mathbb{R}$ such that for \mathbb{P} -a.e. $\omega \in \Omega$*

$$0 < a_{\min}(\omega) \leq a(x, \omega) \leq a_{\max}(\omega) < \infty, \quad \text{for a.e. } x \in D, \quad (2.6)$$

where $a_{\min}(\omega) := \min_{x \in \bar{D}} a(x, \omega)$ and $a_{\max}(\omega) := \max_{x \in \bar{D}} a(x, \omega)$.

Remark 2.2. *We note that our proved error bounds in Proposition 2.11 and Theorem 2.12 require that the approximation error of an observation operator acting on y and y_h is uniformly bounded; see Assumption 2.5. This assumption is in general violated for diffusion coefficients which are only pathwise elliptic and bounded, i.e., they do not satisfy (2.5). Therefore, Proposition 2.11 and Theorem 2.12 are only valid for uniformly elliptic and bounded diffusion coefficients. In Remark 2.7 and 2.13, we will discuss in which way our derived error bounds are useful for diffusion coefficients which only satisfy (2.6).*

Under Assumption 2.3, existence and uniqueness of a solution for (2.3) and (2.4) is ensured by [21, Theorem 9.9]. Moreover, under Assumption 2.3 and for $d = 2$, the authors of [30, Theorem 2.1] show that the solution y of (2.3) satisfies $y(\cdot, \omega) \in H^2(D) \cap H_0^1(D)$, which we require in the proof of Theorem 4.2. For $d = 3$, the authors state in [30, Remark 5.2 (c)] that the same property holds if D is convex.

Assumption 2.3 (Regularity of the diffusion coefficient). *We assume that*

- (i) *the computational domain D is open, bounded, convex and polygonal,*
- (ii) *$a_{\min}(\omega) \geq 0$ for \mathbb{P} -a.e. $\omega \in \Omega$ and $1/a_{\min} \in L^p(\Omega)$ for all $p \in (0, \infty)$,*
- (iii) *$a \in L^p(\Omega, C^1(\bar{D}))$ for all $p \in (0, \infty)$, i.e., the realisations $a(\cdot, \omega)$ are continuously differentiable,*
- (iv) *$f \in L^2(D)$.*

We note that Assumption 2.3 (ii) is automatically satisfied for uniformly elliptic and bounded diffusion coefficients. Moreover, $y(\cdot, \omega) \in H^2(D) \cap H_0^1(D)$ is still ensured if Assumption 2.3 (i) is replaced by requiring that D is open, bounded and has a C^2 boundary [4, Theorem 3.4].

Having considered the spatial regularity of the diffusion coefficient, we specify the parametric regularity of a in the following assumption. Moreover, we require that a depends on a Gaussian random variable.

Assumption 2.4 (Parametric form and parametric regularity of the diffusion coefficient).

- (i) *The diffusion coefficient $a(x, \omega)$ is a measurable function of an n -variate random vector $U : \Omega \rightarrow \mathbb{R}^n$, where U follows the n -variate independent standard normal distribution. This means, there is a function $\hat{a} : D \times \mathbb{R}^n \rightarrow \mathbb{R}$ with $a(x, \omega) = \hat{a}(x, U(\omega))$ for \mathbb{P} -a.e. $\omega \in \Omega$.*
- (ii) *The diffusion coefficient $a(x, \omega)$ is three times continuously differentiable with respect to outcomes $u \in \mathbb{R}^n$ of U for all $x \in D$.*

Assumption 2.4 (i) implies that $a(x, \omega)$ can be viewed as a function in space depending on an n -dimensional parameter given by the outcomes $u \in \mathbb{R}^n$ of U . Thus, a can be viewed as finite dimensional noise [21, Definition 9.38]. We note that Assumption 2.4 (i) is not a strong restriction. Under mild assumptions, a non-Gaussian random variable \tilde{U} can be transformed via an isoprobabilistic transformation $U = T(\tilde{U})$ to a Gaussian random variable U . For instance, if \tilde{U} can be modelled by a Gaussian copula, the Nataf transform [6] can be applied to express it as a function of a standard normal random variable. If the conditional distributions of \tilde{U}_{k+1} given $\tilde{U}_1, \dots, \tilde{U}_k$ are known for $k = 1, \dots, n-1$, the Rosenblatt transform can be applied [18].

Based on the elliptic PDE, we now define the LSF, the failure event, the failure probability, and their approximations. Failure is defined in terms of an LSF $G : \mathbb{R}^n \rightarrow \mathbb{R}$ such that $G(U(\omega)) \leq 0$ for $\omega \in \Omega$. Furthermore, we assume that the LSF G and the PDE solution y are related via a linear and bounded operator $\mathcal{F} : V \rightarrow \mathbb{R}$

$$G(U(\omega)) := y_{\max} - \mathcal{F}y(\cdot, \omega), \tag{2.7}$$

where $y_{\max} \in \mathbb{R}$ is a constant. Analogously, we define the discretized LSF $G_h : \mathbb{R}^n \rightarrow \mathbb{R}$ as

$$G_h(U(\omega)) := y_{\max} - \mathcal{F}_h y_h(\cdot, \omega), \quad (2.8)$$

where $\mathcal{F}_h : V_h \rightarrow \mathbb{R}$ is the induced discretization of \mathcal{F} . With the operator \mathcal{F} , we define the dual problem, where we seek the solution $z(\cdot, \omega) \in H_0^1(D)$ such that

$$\int_D a(x, \omega) \nabla_x z(x, \omega) \cdot \nabla_x v(x) dx = \mathcal{F}(v) \quad \forall v \in H_0^1(D). \quad (2.9)$$

Since \mathcal{F} is linear and bounded, existence and uniqueness of a solution of the dual problem (2.9) is ensured by the Lax–Milgram theorem [10, Section 6.2.1]. By Assumption 2.3, it follows that $z(\cdot, \omega) \in H^2(D) \cap H_0^1(D)$, which we require in the proof of Theorem 4.2. Our analysis is performed for the *probability of failure*. This quantity is defined as the probability mass of the *failure domain* $A := \{u \in \mathbb{R}^n : G(u) \leq 0\}$, which is expressed as

$$P_f := \mathbb{P}[A] = \mathbb{P}[G(U) \leq 0] = \int_{u \in \mathbb{R}^n} I(G(u) \leq 0) \varphi_n(u) du, \quad (2.10)$$

where I denotes the indicator function; i.e., $I(\text{true}) = 1$ and $I(\text{false}) = 0$. The function $\varphi_n : \mathbb{R}^n \rightarrow \mathbb{R}$ denotes the *probability density function* (PDF) of the n -variate independent standard normal distribution, which we denote by $N(0, \text{Id}_n)$. Replacing G by G_h in (2.10) gives the approximation

$$P_{f,h} := \mathbb{P}[A_h] = \mathbb{P}[G_h(U) \leq 0] = \int_{u \in \mathbb{R}^n} I(G_h(u) \leq 0) \varphi_n(u) du, \quad (2.11)$$

where $A_h = \{u \in \mathbb{R}^n : G_h(u) \leq 0\}$. Since $P_{f,h}$ includes numerical errors due to approximating the exact LSF G , we cannot expect equality of P_f and $P_{f,h}$. The main contribution of this work is the derivation of an upper bound for the error

$$|P_f - P_{f,h}| \leq \mathbb{P}[A \Delta A_h], \quad (2.12)$$

where

$$A \Delta A_h := (A \setminus A_h) \cup (A_h \setminus A) = \{u \in \mathbb{R}^n : \text{either } u \in A \text{ or } u \in A_h\}$$

is the *symmetric difference* of A and A_h . This upper bound behaves as a certain approximation to the rare event probability with the approximate model multiplied with the discretization error of $|\mathcal{F}y - \mathcal{F}_h y_h|$. For the latter, we assume the following approximation property.

Assumption 2.5 (Approximation error of the LSF). *The operator \mathcal{F} is linear and bounded and there exists constants $C_{\text{FE}} > 0$ and $s > 0$ independent of h , such that the discretization error with respect to the solution of (2.3) and (2.4) satisfies for \mathbb{P} -a.e. $\omega \in \Omega$*

$$|G(U(\omega)) - G_h(U(\omega))| = |\mathcal{F}y(\cdot, \omega) - \mathcal{F}_h y_h(\cdot, \omega)| \leq C_{\text{FE}} h^s. \quad (2.13)$$

Moreover, we require Lipschitz continuity of the CDFs of the random variables $G(U)$ and $G_h(U)$.

Assumption 2.6 (Regularity of the CDFs of $G(U)$, $G_h(U)$). *The CDFs of the random variables $G(U)$ and $G_h(U)$ are local Lipschitz continuous with Lipschitz constants $C_L > 0$ and $C_{L,h} > 0$, i.e., for a, b with $a < b$ it holds*

$$\begin{aligned} \mathbb{P}[G(U) \in]a, b] &= \mathbb{P}[G(U) \leq b] - \mathbb{P}[G(U) \leq a] \leq C_L |a - b|, \\ \mathbb{P}[G_h(U) \in]a, b] &= \mathbb{P}[G_h(U) \leq b] - \mathbb{P}[G_h(U) \leq a] \leq C_{L,h} |a - b|. \end{aligned}$$

Remark 2.7. Note that the uniform bound in (2.13) might not be valid for diffusion coefficients which are only pathwise elliptic and bounded, i.e., are of type (II) in Definition 2.1. In this case, C_{FE} is a random variable and depends on $\omega \in \Omega$ such that

$$|G(U(\omega)) - G_h(U(\omega))| = |\mathcal{F}y(\cdot, \omega) - \mathcal{F}_h y_h(\cdot, \omega)| \leq C_{\text{FE}}(\omega) h^s.$$

One idea to handle such cases is the restriction of the random variable U to a bounded domain $B_R = \{u \in \mathbb{R}^n : \|u\|_2 \leq R\}$, where $R > 0$. Thus, the random variable $C_{\text{FE}}(\omega)$ is bounded uniformly within $\{\omega \in \Omega : U(\omega) \in B_R\}$. This idea can be seen as truncating the tails of the n -variate normal distribution. For log-normal random fields, the truncation yields a uniformly elliptic and bounded diffusion coefficient which satisfies (2.13). In Remark 2.13, we further discuss this idea and investigate our provided error bounds for pathwise elliptic and bounded diffusion coefficients.

In fact, the following example considers a case, where C_{FE} depends on $\omega \in \Omega$. The diffusion coefficient a_{II} is a log-normal random field and, thus, not uniformly elliptic and bounded.

Example 2.8. We consider the model problem (2.1) and (2.2) with $D = (0, 1)$, $f(x) = 0$ for all $x \in D$ and boundary conditions $y(0, \omega) = 1$ and $y(1, \omega) = 0$. A similar problem is considered in [29]. We consider two examples for the diffusion coefficient

$$a_{\text{I}}(x, \omega) := 2 + \tanh(Z(x, \omega)), \quad a_{\text{II}}(x, \omega) := \exp(Z(x, \omega)).$$

In both examples, Z is a Gaussian random field. We note that a_{I} is uniformly elliptic and bounded, i.e. (2.5) is satisfied, since $1 \leq a_{\text{I}}(x, \omega) \leq 3$ for \mathbb{P} -a.e. $\omega \in \Omega$ and all $x \in D$. The authors of [12] employ a similar random field model to describe a geotechnical material parameter. The diffusion coefficient a_{II} is only pathwise elliptic and bounded, i.e. (2.6) is satisfied. We assume that Z has constant mean μ_Z and constant variance σ_Z^2 , while the covariance function is of exponential type. It is well known that the exponential covariance kernel $c(x, y) := \exp(\|x - y\|_1 / \lambda)$ produces realisations which are not continuously differentiable [27, Chapter 4]. The parameter λ denotes the correlation length. The random field Z can be approximated via its truncated Karhunen–Loève expansion (KLE)

$$Z(x, \omega) \approx Z_n(x, \omega) := \mu_Z + \sigma_Z \sum_{m=1}^n \sqrt{\nu_m} z_m(x) U_m(\omega),$$

where (ν_m, z_m) are the KL eigenpairs of the correlation operator. For the exponential covariance kernel, a derivation of the eigenpairs is given in [14, Section 2.3.3]. We note that the approximation error introduced by the truncation of the KLE is not part of our analysis and the truncation order n is fixed.

The random variables $\{U_m\}_{m=1}^n$ are independent and standard normally distributed. Since we consider finitely many KL terms and the eigenfunctions $z_m(\cdot)$ are smooth, the realisations $a_{\text{I},n}(\cdot, \omega) := 2 + \tanh(Z_n(\cdot, \omega))$ and $a_{\text{II},n}(\cdot, \omega) := \exp(Z_n(\cdot, \omega))$ are sufficiently smooth and Assumptions 2.3 and 2.4 are satisfied. By the Sobolev embedding theorem [16, Theorem 6.48], the solution $y(\cdot, \omega)$ is continuously differentiable. Failure occurs if the flow rate

$$q(x, \omega) := -a_{\text{I/II},n}(x, \omega) \frac{\partial y(x, \omega)}{\partial x} \tag{2.14}$$

is larger than q_{\max} at $x = 1$. Hence, the operator \mathcal{F} is given as the point evaluation of the flow rate q at $x = 1$, which yields the LSF $G(U(\omega)) = q_{\max} - q(1, \omega)$. Linear FEs are applied to derive a discretization. By [28, Section 1.6], it follows that

$$\|y(\cdot, \omega) - y_h(\cdot, \omega)\|_{W^{1,\infty}} \leq C \|y(\cdot, \omega)\|_{W^{2,\infty}} h.$$

For the diffusion coefficient a_I , $C \|y(\cdot, \omega)\|_{W^{2,\infty}} \leq C_{\text{FE}}$ can be uniformly bounded and Assumption 2.5 is satisfied for $s = 1$. However, for the diffusion coefficient a_{II} , $C_{\text{FE}}(\omega) = C \|y(\cdot, \omega)\|_{W^{2,\infty}}$ is a random variable. In Section 5.3, we consider again this example with the log-normal diffusion coefficient a_{II} .

2.2 FORM probability of failure

We derive an upper bound for the error given in (2.12) which depends on the PDE discretization error and on an approximation of the probability of failure. This approximation will be given by the FORM estimate of the probability of failure; see [17, 19] for details. We now briefly introduce the FORM method.

We define the MLFP $u^{\text{MLFP}} \in \mathbb{R}^n$ as the solution of the minimization problem

$$\min_{u \in \mathbb{R}^n} \frac{1}{2} \|u\|_2^2, \quad \text{such that } G(u) = 0.$$

Hence, u^{MLFP} is the element of the set $\{G = 0\}$ that has smallest distance to the origin and, thus, maximizes the Gaussian density φ_n . Accordingly, we denote the MLFP with respect to the discretization G_h as u_h^{MLFP} . We require that $G(0) > 0$ and $G_h(0) > 0$, since we are generally interested in estimating failure probabilities which are in the tail of the densities. Using the MLFPs, we obtain an estimate for the probability of failure via

$$P_f^{\text{FORM}} = \Phi(-\|u^{\text{MLFP}}\|_2) \quad \text{and} \quad P_{f,h}^{\text{FORM}} = \Phi(-\|u_h^{\text{MLFP}}\|_2),$$

where Φ is the CDF of the one-dimensional standard normal distribution. The FORM estimate is equal to the probability mass of the half-space which is defined through the hyperplane at the MLFP with direction perpendicular to the surface of the failure domain. Thus, the FORM estimate is an upper bound for the probability of failure, if the failure domain is convex. We use the convexity of the failure domains as an assumption on the LSF for Theorem 2.12. We state the convexity assumption in Assumption 2.9. In Assumption 2.10, we state an assumption on the gradient of the LSF, which is relevant for the proof of Theorem 4.2.

Assumption 2.9 (Geometry of the failure domains). *The failure domains A and A_h are unbounded, convex sets.*

Assumption 2.10 (Non-degeneracy of $\nabla_u G$ and $\nabla_u G_h$ at the limit-state surface). *For all $h > 0$ there exists $\nu_h > 0$ such that for almost every $u \in \partial A$ it holds $\nabla_u G(u) \neq 0$, $\nabla_u G_h(u) \neq 0$ and $|\cos(\angle(u - u_h, \nabla_u G(u)))| \geq \nu_h$, where $u_h \in \partial A_h$ is the point that has minimal distance to u and $\angle(\cdot, \cdot)$ denotes the angle between two vectors.*

Assumption 2.10 states that the direction from a point $u \in \partial A$ to its nearest neighbour $u_h \in \partial A_h$ is not orthogonal to the gradient $\nabla_u G(u)$.

2.3 Error bound for the probability of failure

The following proposition and theorem are the main statements of this manuscript. Proposition 2.11 states an error bound of the relative error with respect to the FORM estimates P_f^{FORM} and $P_{f,h}^{\text{FORM}}$. This bound is applicable in the general case where the geometries of the failure domains are unknown. In particular, the convexity of the failure domains is not required. In Theorem 2.12, we require convexity of the failure domains. Hence, the situation is more restrictive as compared with Proposition 2.11. In this case, we derive an error bound of the absolute error $|P_f - P_{f,h}|$ in dependence of the discretized FORM estimate $P_{f,h}^{\text{FORM}}$. Subsequent to Theorem 2.12, we give a remark which discusses the error bounds if the approximation error of G and G_h in Assumption 2.5 is not uniformly bounded. This remark builds on Remark 2.2 and 2.7.

Proposition 2.11. *Let $a(x, \omega)$ be a uniformly elliptic and bounded diffusion coefficient and let Assumptions 2.3, 2.4, 2.5, 2.6, and 2.10 hold. Then for $h > 0$ sufficiently small, the relative error of the FORM estimates is upper bounded by*

$$\frac{|P_f^{\text{FORM}} - P_{f,h}^{\text{FORM}}|}{P_f^{\text{FORM}}} \leq \widehat{C}^{\text{FORM}} h^s. \quad (2.15)$$

Theorem 2.12. *Let $a(x, \omega)$ be a uniformly elliptic and bounded diffusion coefficient and let Assumptions 2.3, 2.4, 2.5, 2.6, 2.9 and 2.10 hold. Then for $h > 0$ sufficiently small, the error of the exact and approximate probability of failure is upper bounded by*

$$|P_f - P_{f,h}| \leq \widehat{C} h^s P_{f,h}^{\text{FORM}}. \quad (2.16)$$

We note that the constants $\widehat{C}^{\text{FORM}} > 0$ and $\widehat{C} > 0$ in (2.15) and (2.16), respectively, depend on C_{FE} , h , n , $\|u^{\text{MLFP}}\|_2$, and $\|u_h^{\text{MLFP}}\|_2$. We will discuss the behaviour of $\widehat{C}^{\text{FORM}}$ and \widehat{C} with respect to their dependencies in the following sections. The outline of the proof of Theorem 2.12 is as follows:

(P1) For the absolute error, we derive the bound

$$|P_f - P_{f,h}| \leq C_1 h^s,$$

where C_1 depends on the local Lipschitz constant C_L of the CDF of $G(U)$.

(P2) Under the assumption that G is affine linear with respect to U , we derive an upper bound for the local Lipschitz constant of the CDF of $G(U)$ which depends linearly on P_f . This yields an upper bound for the relative error

$$|P_f - P_{f,h}|/P_f \leq C_2 h^s.$$

(P3) For LSFs of the form (2.7) and (2.8), we prove that the distance between the exact *limit-state surface* $\partial A := \{u \in \mathbb{R}^n : G(u) = 0\}$ and its approximation $\partial A_h := \{u \in \mathbb{R}^n : G_h(u) = 0\}$ has order $\mathcal{O}(h^s)$ of convergence for $h > 0$ sufficiently small, i.e., for all $u \in \partial A$ it holds

$$\text{dist}(u, \partial A_h) \leq C_3 h^s.$$

(P4) Under the assumption that $\text{dist}(u, \partial A_h) \leq C_3 h^s$, we derive an upper bound for the Gaussian measure of the symmetric difference $A \Delta A_h$ in the form

$$\mathbb{P}[A \Delta A_h] \leq C_4 \mathbb{P}[U_1 \in] - b_h - C_3 h^s, -b_h + C_3 h^s],$$

where U_1 is distributed according to $N(0, 1)$ and $b_h := \|u_h^{\text{MLFP}}\|_2$.

(P5) We define the affine linear function $\tilde{G} := U_1 + b_h$ and apply the derived bound of the linear case (P2) to \tilde{G} to prove (2.16).

In the following sections, we provide full details of the steps (P1)–(P5). The proof of Proposition 2.11 requires (P1)–(P3) and a similar form of (P5) but does not require the upper bound of the Gaussian measure of $A\Delta A_h$ in (P4). Indeed, convexity of the failure domain is only required to prove (P4).

Remark 2.13. *Given the idea from Remark 2.5, we conjecture that a similar error bound as in (2.16) also holds in the case of pathwise ellipticity. Given an error tolerance $\epsilon > 0$, we choose R such that $\mathbb{P}[U \notin B_R] \leq \epsilon/2$ and we bound the random variable $C_{\text{FE}}(\omega)$ in B_R . We propose to choose $\epsilon \ll P_f$ to ensure that the truncated tails do not contain a large probability mass of the failure domain. We define the quantities $P_f^\epsilon := \mathbb{P}[G(U) \leq 0 \cap U \in B_R]$ and $P_{f,h}^\epsilon := \mathbb{P}[G_h(U) \leq 0 \cap U \in B_R]$. By the triangle inequality it holds that*

$$|P_f - P_{f,h}| \leq |P_f - P_f^\epsilon| + |P_f^\epsilon - P_{f,h}^\epsilon| + |P_{f,h}^\epsilon - P_{f,h}| \leq |P_f^\epsilon - P_{f,h}^\epsilon| + \epsilon.$$

Thus, the restriction to B_R leads to an ϵ -error for the absolute error of the probability of failure estimates. The proof of Theorem 2.12 can be used as a starting point to derive a similar error bound for the absolute error $|P_f^\epsilon - P_{f,h}^\epsilon|$. The same idea can be used to derive an error bound for the relative error with respect to the FORM estimates in Proposition 2.11 in the case of pathwise ellipticity. However, providing a complete proof of these bounds is out of the scope of this paper. We note that ϵ and R are chosen with respect to the probability of failure P_f and do not depend on $C_{\text{FE}}(\omega)$. Choosing a small ϵ , requires a large radius R and a large upper bound for $C_{\text{FE}}(\omega)$ within B_R . If the user specified error tolerance ϵ is chosen, the upper bound of $C_{\text{FE}}(\omega)$ is constant for the whole analysis and does not blow up.

We conclude that the error bounds are useful also in cases where the diffusion coefficient is only pathwise elliptic and bounded, i.e., satisfies (2.6). In the numerical experiments, we will only consider such settings. Indeed, the numerical results give evidence for our conjecture.

Remark 2.14. *We note that the approximation property of the LSF given in Assumption 2.5 determines the approximation property of the probability of failure. If the approximation error of the LSF behaves in a more general form, (P1) and (P2) can be directly applied to show that the approximation error of the probability of failure behaves in the same manner. However, (P3) is only applicable for LSFs stemming from an elliptic PDE and satisfying the regularity assumptions. Indeed, if it is possible to show that (P3) holds for more general approximation properties of the LSF, then (P4) and (P5) are directly applicable.*

In Section 5.1, we consider an LSF which involves an ordinary differential equation (ODE). For this example, we show that the distance of the failure domains behaves as the convergence order of the applied time stepping scheme. Thus, (P3) is also valid and our error bounds are applicable in this setting.

2.4 Absolute error bound

Under Assumption 2.5 and 2.6, we prove that the upper bound for the absolute error of the probability of failure behaves as the approximation error of the LSF, which proves (P1). This result and proof technique are similar to [8, Lemma 3.4]. Considering equations (2.10) and (2.11), the approximation error is based on the symmetric difference $A\Delta A_h$. The following lemma gives an upper bound for the absolute error.

Lemma 2.15. *Let Assumptions 2.5 and 2.6 hold. Then, the absolute approximation error of the probability of failure is bounded in the following way:*

$$|P_f - P_{f,h}| \leq \mathbb{P}[G(U) \in] - C_{\text{FE}}h^s, C_{\text{FE}}h^s] \quad (2.17)$$

$$\leq 2C_L C_{\text{FE}}h^s =: C_1 h^s. \quad (2.18)$$

Proof. Inserting the definitions of P_f and $P_{f,h}$ given in (2.10) and (2.11) in the left hand side of (2.17) we get

$$\begin{aligned} |P_f - P_{f,h}| &= \left| \int_{\mathbb{R}^n} (I(G(u) \leq 0) - I(G_h(u) \leq 0)) \varphi_n(u) du \right| \\ &= \left| \int_{\mathbb{R}^n} (I(G(u) \leq 0 \wedge G_h(u) > 0) - I(G(u) > 0 \wedge G_h(u) \leq 0)) \varphi_n(u) du \right| \\ &\leq \mathbb{P}[\{G(U) \leq 0\} \cap \{G_h(U) > 0\}] + \mathbb{P}[\{G(U) > 0\} \cap \{G_h(U) \leq 0\}] \quad (2.19) \\ &= \mathbb{P}[A \Delta A_h], \end{aligned}$$

where (2.19) follows from the triangle inequality. Using Assumption 2.5, we know that the case $(G(u) \leq 0 \wedge G_h(u) > 0)$ only occurs if $G(u) \in] - C_{\text{FE}}h^s, 0] \cap G_h(u) \in]0, C_{\text{FE}}h^s]$. Similarly, the case $(G_h(u) \leq 0 \wedge G(u) > 0)$ only occurs if $G_h(u) \in] - C_{\text{FE}}h^s, 0]$ and $G(u) \in]0, C_{\text{FE}}h^s]$. Therefore, the absolute approximation error is bounded by

$$\begin{aligned} |P_f - P_{f,h}| &\leq \mathbb{P}[G(U) \in] - C_{\text{FE}}h^s, 0] \cap G_h(U) \in]0, C_{\text{FE}}h^s] \\ &\quad + \mathbb{P}[G_h(U) \in] - C_{\text{FE}}h^s, 0] \cap G(U) \in]0, C_{\text{FE}}h^s]. \end{aligned}$$

Applying the multiplication rule $\mathbb{P}[B_1 \cap B_2] = \mathbb{P}[B_1 | B_2] \mathbb{P}[B_2]$ for $B_1, B_2 \in \mathcal{A}$ we get that

$$\begin{aligned} |P_f - P_{f,h}| &\leq \mathbb{P}[G_h(U) \in]0, C_{\text{FE}}h^s] | G(U) \in] - C_{\text{FE}}h^s, 0] \cdot \mathbb{P}[G(U) \in] - C_{\text{FE}}h^s, 0] \\ &\quad + \mathbb{P}[G_h(U) \in] - C_{\text{FE}}h^s, 0] | G(U) \in]0, C_{\text{FE}}h^s] \cdot \mathbb{P}[G(U) \in]0, C_{\text{FE}}h^s] \\ &\leq \mathbb{P}[G(U) \in] - C_{\text{FE}}h^s, C_{\text{FE}}h^s], \end{aligned}$$

where the last step follows from the fact that probabilities are always bounded by one. This proves inequality (2.17). To prove (2.18), we use the assumption on the local Lipschitz continuity of $\mathbb{P}[G(U) \leq \cdot]$

$$\mathbb{P}[G(U) \in] - C_{\text{FE}}h^s, C_{\text{FE}}h^s] \leq 2C_L C_{\text{FE}}h^s.$$

□

Remark 2.16. *By switching the roles of G by G_h in Lemma 2.15, we obtain*

$$|P_f - P_{f,h}| \leq \mathbb{P}[G_h(U) \in] - C_{\text{FE}}h^s, C_{\text{FE}}h^s] \leq 2C_{L,h} C_{\text{FE}}h^s.$$

3 Affine linear limit-state function

The next step of the proofs of Proposition 2.11 and Theorem 2.12 is (P2). Here, we need to find an upper bound for the local Lipschitz constant C_L of Assumption 2.6 around the limit-state surface ∂A for the case where G is affine linear with respect to U .

Assumption 3.1. *The LSF $G : \mathbb{R}^n \rightarrow \mathbb{R}$ is affine linear in the Gaussian random variable U , i.e., $G(U) = \alpha^T U + \beta$ where $\alpha \in \mathbb{R}^n$, $\beta > 0$ and $U \sim \mathcal{N}(0, \text{Id}_n)$. Therefore, the probability of failure is*

$$P_f = \mathbb{P}[G(U) \leq 0] = \mathbb{P}[\alpha^T U \leq -\beta] = \int_{-\infty}^{-\beta} \frac{1}{\sqrt{2\pi\|\alpha\|_2^2}} \exp\left(-\frac{u^2}{2\|\alpha\|_2^2}\right) du = F_W(-\beta),$$

where $W := \alpha^T U$ is distributed according to $\mathcal{N}(0, \|\alpha\|_2^2)$ and $F_W(\cdot)$ is the CDF of W .

The shift parameter β is assumed to be positive which yields that $G(0) > 0$. Moreover, we require that $-\beta + C_{\text{FE}}h^s < 0$ since the lower and upper bounds in (3.1) are only defined for negative inputs and we evaluate these bounds at $w = -\beta + C_{\text{FE}}h^s$. Together with Assumptions 2.5, 2.6 and 3.1, we prove statement (P2).

Theorem 3.2. *Let Assumptions 2.5, 2.6 and 3.1 hold and $-\beta + C_{\text{FE}}h^s < 0$. Then the relative approximation error of the probability of failure is bounded by*

$$\frac{|P_f - P_{f,h}|}{P_f} \leq C_2(\beta, \sigma, h^s, C_{\text{FE}}) \cdot h^s,$$

where $\sigma^2 = \|\alpha\|_2^2$.

By Assumption 3.1, the probability of failure is directly given in terms of the CDF F_W . The goal is to derive an upper bound for the local Lipschitz constant C_L in Assumption 2.6, which depends linearly on the probability of failure. By Lemma 2.15, this is equivalent to deriving an upper bound for the local Lipschitz constant of $F_W(\cdot)$ in the interval $] -\beta - C_{\text{FE}}h^s, -\beta + C_{\text{FE}}h^s]$. We distinguish two cases in the proof. First, we assume that the approximation G_h is one-sided, i.e., $G(U) \leq G_h(U)$ almost surely. Secondly, we consider the non-one-sided case.

3.1 One-sided approximation

Assumption 3.3. *The approximation G_h of the LSF is one-sided with respect to the exact LSF G , that means*

$$G(u) \leq G_h(u),$$

for all $u \in \mathbb{R}^n$ and $h > 0$.

Under Assumption 3.3, it follows that $P_{f,h} \leq P_f$ and $\mathbb{P}[G_h(U) \in] -C_{\text{FE}}h^s, 0] \mid G(U) \in]0, C_{\text{FE}}h^s]] = 0$. Hence, the bound for the absolute approximation error in Lemma 2.15 simplifies to

$$|P_f - P_{f,h}| \leq \mathbb{P}[G(U) \in] -C_{\text{FE}}h^s, 0]] \leq C_L C_{\text{FE}} h^s.$$

Therefore, it suffices to derive an upper bound for the local Lipschitz constant of $F_W(\cdot)$ within the interval $] -\beta - C_{\text{FE}}h^s, -\beta]$. Observe that the derivative of the CDF $F_W(w)$ with respect to w is the PDF of the normal distribution with mean 0 and variance σ^2 , denoted by $\varphi_W(w) = \exp(-w^2/(2\sigma^2))/\sqrt{2\pi\sigma^2}$, which is strictly increasing for $w \in] -\infty, 0[$. Therefore, the local Lipschitz constant of F_W on the interval $] -\beta - C_{\text{FE}}h^s, -\beta]$ is given by $\varphi_W(-\beta)$. The goal is to derive an upper bound for C_L in the form $C_L C_{\text{FE}} \leq C_2 P_f$ for $C_2 > 0$. In order to derive this result, we consider the following bounds for the CDF.

Proposition 3.4. *An upper and lower bound for the CDF $F_W(\cdot)$ on the interval $w \in] -\infty, 0[$ are given by*

$$F_l(w) := -\frac{\sigma \exp\left(-\frac{w^2}{2\sigma^2}\right)}{\sqrt{2\pi}} \frac{w}{w^2 + 1} \leq F_W(w) \leq -\frac{\sigma \exp\left(-\frac{w^2}{2\sigma^2}\right)}{w\sqrt{2\pi}} =: F_u(w). \quad (3.1)$$

The derivation of these bounds is given in [15].

With these bounds, we derive an upper bound for the local Lipschitz constant C_L having the desired form.

Lemma 3.5. *Under Assumptions 2.6, 3.1 and 3.3, it holds that the local Lipschitz constant C_L within the interval $[-\beta - C_{\text{FE}}h^s, -\beta]$ is bounded by*

$$C_L \leq \left(\frac{\beta}{\sigma^2} + \frac{1}{\beta} + \frac{1}{\beta\sigma^2} + \frac{1}{\beta^3} \right) P_f.$$

Proof. 1. The derivative of F_u is given by

$$F'_u(w) = \frac{\exp\left(-\frac{w^2}{2\sigma^2}\right)}{\sqrt{2\pi}\sigma} + \frac{\sigma \exp\left(-\frac{w^2}{2\sigma^2}\right)}{w^2\sqrt{2\pi}} = \frac{\exp\left(-\frac{w^2}{2\sigma^2}\right)}{\sqrt{2\pi}\sigma} \left(1 + \frac{\sigma^2}{w^2}\right).$$

Hence, the derivative F'_u is also an upper bound for the PDF $\varphi_W(w)$. Moreover, $F'_u(w)$ is an increasing function for $w < 0$ since

$$F''_u(w) = \frac{-w \exp\left(-\frac{w^2}{2\sigma^2}\right)}{\sqrt{2\pi}\sigma^3} - \frac{\exp\left(-\frac{w^2}{2\sigma^2}\right)}{w\sqrt{2\pi}\sigma} - \frac{2\sigma \exp\left(-\frac{w^2}{2\sigma^2}\right)}{w^3\sqrt{2\pi}} > 0, \quad \text{for all } w < 0.$$

Therefore, the derivative F'_u at $w = -\beta$ gives us an upper bound for the local Lipschitz constant C_L .

2. F'_u can be written in terms of F_u :

$$F'_u(-\beta) = -\frac{\sigma \exp\left(-\frac{\beta^2}{2\sigma^2}\right)}{\beta\sqrt{2\pi}} \left(-\frac{\beta}{\sigma^2} - \frac{1}{\beta}\right) = F_u(-\beta) \left(\frac{\beta}{\sigma^2} + \frac{1}{\beta}\right). \quad (3.2)$$

Since F_u is an upper bound for F_W , we know that $F_u(-\beta) \geq F_W(-\beta) = P_f$. Since F_l is a lower bound for F_W , we know that $F_l(-\beta) \leq P_f$. Combining these two statements, we get

$$1 \leq \frac{F_u(-\beta)}{P_f} \leq \frac{F_u(-\beta)}{F_l(-\beta)} = \frac{\beta^2 + 1}{\beta^2}, \quad (3.3)$$

which yields $F_u(-\beta) \leq (1 + 1/\beta^2) P_f$.

Given (3.2) and (3.3), we conclude that

$$C_L = \varphi_W(-\beta) \leq F'_u(-\beta) = F_u(-\beta) \left(\frac{\beta}{\sigma^2} + \frac{1}{\beta}\right) \leq \left(\frac{\beta}{\sigma^2} + \frac{1}{\beta} + \frac{1}{\beta\sigma^2} + \frac{1}{\beta^3}\right) P_f.$$

□

Combining the statements of Lemma 2.15 and Lemma 3.5, we conclude the proof of Theorem 3.2 with the constant

$$C_{2,1}(\beta, \sigma) := \left(\frac{\beta}{\sigma^2} + \frac{1}{\beta} + \frac{1}{\beta\sigma^2} + \frac{1}{\beta^3}\right) C_{\text{FE}}. \quad (3.4)$$

Remark 3.6 (Sharper bounds). *Applying the bounds of [1, 7.1.13], we can derive the following sharper upper and lower bounds of $F_W(w)$ for $w \in]-\infty, 0]$*

$$\sqrt{\frac{2}{\pi}} \frac{\exp\left(-\frac{w^2}{2\sigma^2}\right)}{\sqrt{4 + w^2/\sigma^2} - w/\sigma} \leq F_W(w) \leq \sqrt{\frac{2}{\pi}} \frac{\exp\left(-\frac{w^2}{2\sigma^2}\right)}{\sqrt{2 + w^2/\sigma^2} - w/\sigma}. \quad (3.5)$$

Using (3.5), we derive a sharper bound for the Lipschitz constant C_L of the form

$$\begin{aligned} C_L C_{\text{FE}} &\leq \left(\frac{\sqrt{4 + \beta^2/\sigma^2} + \beta/\sigma}{\sqrt{2 + \beta^2/\sigma^2} + \beta/\sigma} \right) \left(\frac{\beta}{\sigma^2} + \frac{\beta/\sqrt{2 + \beta^2/\sigma^2} + \sigma}{\sigma^2\sqrt{2 + \beta^2/\sigma^2} + \beta\sigma} \right) C_{\text{FE}} P_f \\ &=: \hat{C}_{2,1}(\beta, \sigma) P_f. \end{aligned}$$

The proof works in a similar way as the proof of Lemma 3.5.

Figure 1 shows the constants $C_{2,1}$ and $\widehat{C}_{2,1}$ for varying β and $\sigma^2 \in \{0.1, 1.0, 10.0\}$ and $C_{\text{FE}} = 1$. The x-axis shows the probability of failure $P_f = F_W(-\beta)$. We observe that the constants are large for small variances σ^2 . Since $F_u(0)$ is not defined and $F_l(0) = 0$, the constant $C_{2,1}$ explodes to $+\infty$ for large probability of failures, i.e., $\beta \rightarrow 0$ while $\widehat{C}_{2,1}$ yields a small constant in this case. In both plots, we infer that the variance σ^2 has the main influence on the behaviour of the constants. The probability of failure has only a small influence. For the FORM estimate, the variance of the linearized LSF is the square of the norm of the gradient at the MLFP.

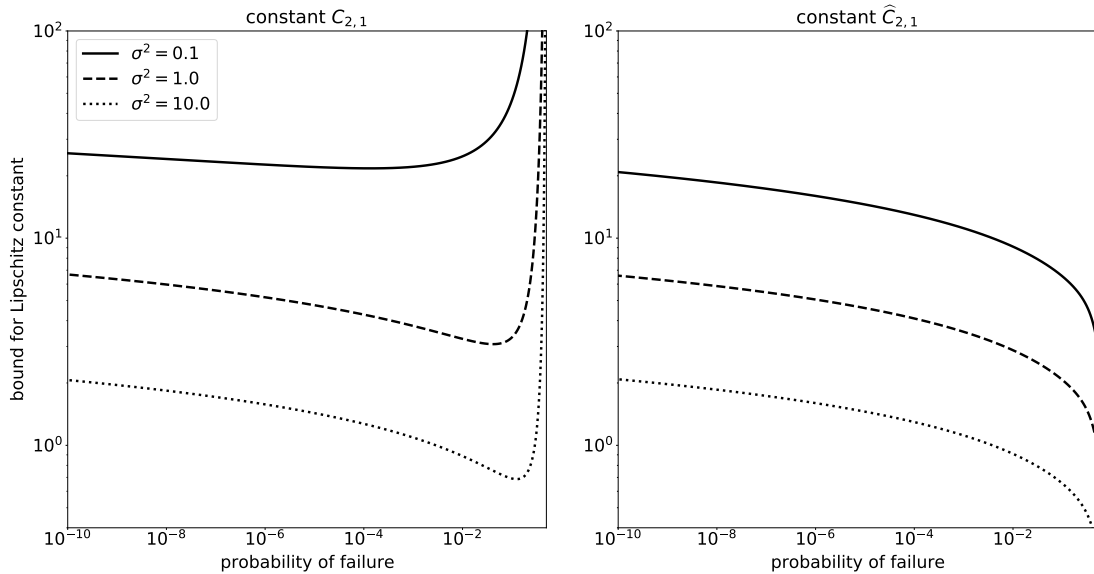


Figure 1: On the left: behaviour of $C_{2,1}$ for varying β and $\sigma^2 \in \{0.1, 1.0, 10.0\}$, where we assume that $G(U)$ is distributed according to $N(\beta, \sigma^2)$ and $C_{\text{FE}} = 1$. On the right: behaviour of $\widehat{C}_{2,1}$ for varying β and $\sigma^2 \in \{0.1, 1.0, 10.0\}$. The x-axis shows the respective probability of failure $P_f = F_W(-\beta)$ which lies in the interval $[10^{-10}, 1/2]$.

3.2 Non-one-sided approximation

In general, we do not know if the LSF is one-sided, i.e., if $G(u) \leq G_h(u)$ for all $u \in \mathbb{R}^n$. Hence, we are required to bound the local Lipschitz constant in Assumption 2.6 within the interval $[-\beta - C_{\text{FE}}h^s, -\beta + C_{\text{FE}}h^s]$. Due to the fact that the bounds in (3.1) are not defined for $w \geq 0$, h must be chosen sufficiently small such that $-\beta + C_{\text{FE}}h^s < 0$. Since we have already derived an upper bound for the local Lipschitz constant within the first half $[-\beta - C_{\text{FE}}h^s, -\beta]$, we derive an upper bound for the second half $[-\beta, -\beta + C_{\text{FE}}h^s]$. In this case, the local Lipschitz constant can be expressed by the derivative of the CDF $\varphi_W(z)$ at $z = -\beta + C_{\text{FE}}h^s$. Applying the same steps as for the one-sided case, yields the following bound

$$\begin{aligned}
C_L C_{\text{FE}} &\leq F'_u(-\beta + C_{\text{FE}}h^s) C_{\text{FE}} \\
&\leq \left(\beta + \frac{1}{\beta} \right) \left(\frac{1}{\sigma^2} + \frac{1}{(\beta - C_{\text{FE}}h^s)^2} \right) \exp \left(\frac{2\beta C_{\text{FE}}h^s - C_{\text{FE}}^2 h^{2s}}{2\sigma^2} \right) C_{\text{FE}} P_f \\
&=: C_{2,2}(\beta, \sigma, h^s, C_{\text{FE}}) P_f.
\end{aligned} \tag{3.6}$$

Unfortunately, $C_{2,2}$ depends on the error bound $C_{\text{FE}}h^s$ of the LSF approximation. We observe that $C_{2,2}$ converges to $C_{2,1}$ for $h \rightarrow 0$. We illustrate this in the following. Figure 2

displays the constant $C_{2,2}/C_{\text{FE}}$ while varying the step size h . We divide by C_{FE} to eliminate the linear dependence in $C_{2,2}$. The order of convergence is either $s = 1$ or $s = 2$. Moreover, different values for C_{FE} are considered. The variance is $\sigma^2 = 1$ and $\beta = 4$. This yields a probability of failure of order 10^{-5} . We observe that the constant $C_{2,2}/C_{\text{FE}}$ is large for large values of C_{FE} . For the convergence order $s = 1$, the step size h should be smaller than 10^{-2} to ensure a small constant even for large C_{FE} . For $s = 2$, the step size should be smaller than 10^{-1} .

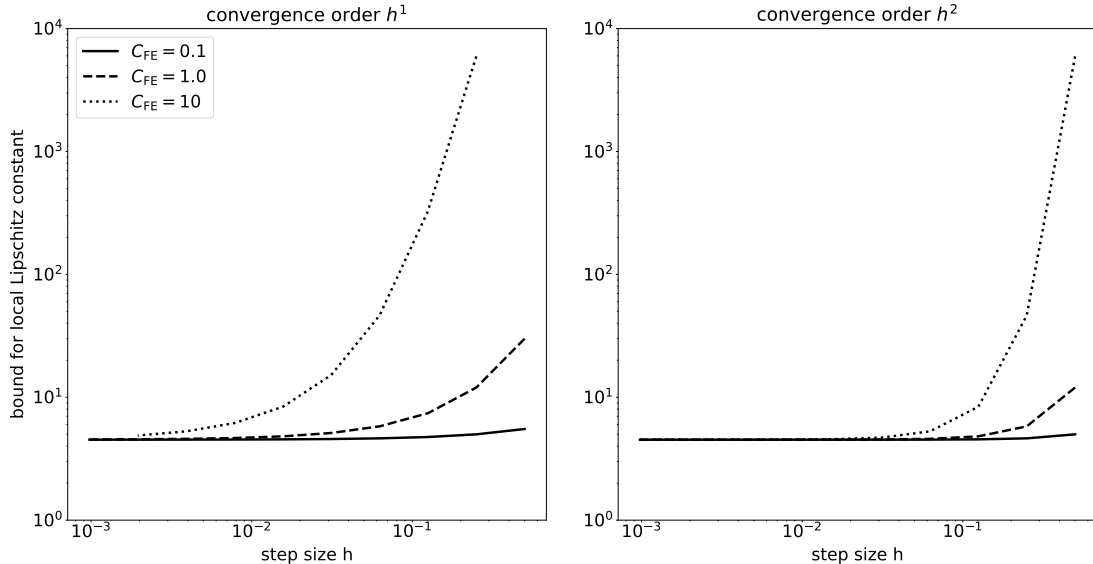


Figure 2: On the left: behaviour of $C_{2,2}/C_{\text{FE}}$ for varying the step size h and $C_{\text{FE}} \in \{0.1, 1.0, 10.0\}$. The convergence order is $s = 1$. On the right: behaviour of $C_{2,2}/C_{\text{FE}}$ for varying the step size h and $C_{\text{FE}} \in \{0.1, 1.0, 10.0\}$. The convergence order is $s = 2$. In both plots, $\sigma^2 = 1$ and $\beta = 4$.

Remark 3.7. *Following the same steps to derive the constant $C_{2,2}$, one could also derive a constant $\hat{C}_{2,2}$ which is based on the sharper CDF bounds (3.5). This constant also depends on $C_{\text{FE}}h^s$.*

Finally, we note that the result above allows us to prove Theorem 3.2. Combining the constants in (3.4) and (3.6), we obtain the asserted inequality with

$$C_2(\beta, \sigma, h^s, C_{\text{FE}}) := C_{2,1}(\beta, \sigma) + C_{2,2}(\beta, \sigma, h^s, C_{\text{FE}}).$$

4 Error Analysis with Optimal Control and FORM

In this section, we prove statements (P3)–(P5) which will conclude the proofs of Proposition 2.11 and Theorem 2.12. In the affine linear case, we know that the error of the LSF in Assumption 2.5 is directly related to the distance between the exact and approximate limit-state surface. However, this direct relation is not obvious in a more general setting. In the subsequent step, we derive an upper bound for the distance between the exact and approximate limit-state surface ∂A and ∂A_h , respectively, in the case where the LSF satisfies the assumptions of Proposition 2.11 and Theorem 2.12. This upper bound is based on results from optimal control theory. Finally, we estimate the Gaussian measure of the symmetric difference of the failure domains A and A_h by the FORM approximation $P_{f,h}^{\text{FORM}}$.

4.1 Theoretical results from optimal control

We will formulate item (P3) in Theorem 4.2. For the proof of this result, we require several concepts from the theory of optimal control. We discuss those results below; based on the works [26, 32].

We commence with the unconstrained optimal control problem. It is given by

$$\min_{u \in \mathbb{R}^n} J(u) := \frac{1}{2} \|\widehat{G}(u) - \bar{g}\|_2^2 + \frac{\alpha}{2} \|u - \bar{u}\|_2^2, \quad (4.1)$$

where $u \in \mathbb{R}^n$ is the unknown parameter and $\widehat{G} : \mathbb{R}^n \rightarrow \mathbb{R}^{n_m}$ is the observation operator. The observation operator $\widehat{G}(u) = \mathcal{B}y(\cdot, u)$ implicitly depends on the solution $y(\cdot, u) \in V = H_0^1(D)$ of the weak formulation of an elliptic PDE

$$\int_D a(x, u) \nabla_x y(x, u) \cdot \nabla_x v(x) dx = \int_D f(x) v(x) dx \quad \forall v \in V, \quad (4.2)$$

where $u \in \mathbb{R}^n$ is a fixed parameter, $f \in L^2(D)$, and $D \subset \mathbb{R}^d$, $d = 1, 2, 3$, is an open, bounded, convex polygonal domain. The function $a(x, \cdot) : \mathbb{R}^n \rightarrow \mathbb{R}$ is assumed to be three times continuously differentiable for all $x \in D$ and $a(\cdot, u) \in L^\infty(D)$ for all $u \in \mathbb{R}^n$. The discretized unconstrained optimal control problem is denoted as

$$\min_{u \in \mathbb{R}^n} J_h(u) := \frac{1}{2} \|\widehat{G}_h(u) - \bar{g}\|_2^2 + \frac{\alpha}{2} \|u - \bar{u}\|_2^2, \quad (4.3)$$

where $\widehat{G}_h(u) = \mathcal{B}_h y_h(\cdot, u)$ is the discretized observation operator. Additionally, we assume that \mathcal{B} and \mathcal{B}_h are linear and bounded with respect to y and y_h , respectively. The parameters $\alpha \geq 0$ and \bar{u} are regularizing parameters, while $\bar{g} \in \mathbb{R}^{n_m}$ is a given vector of, e.g., measurements.

In the following, we derive the necessary and sufficient optimality conditions for (4.1). The *first-order necessary optimality condition* is given as

$$\nabla_u J(u) = 0 \iff (\mathcal{D}\widehat{G}(u))^T \widehat{G}(u) + \alpha u = (\mathcal{D}\widehat{G}(u))^T \bar{g} + \alpha \bar{u},$$

where $\mathcal{D}\widehat{G}$ is the Jacobian of the observation operator \widehat{G} with respect to u . The *second-order optimality condition* is satisfied, if some *coercivity parameter* $\gamma > 0$ exists, with

$$z^T \nabla_u^2 J(u^*) z \geq \gamma \|z\|_2^2 \quad \forall z \in \mathbb{R}^n,$$

where $\nabla_u^2 J(u^*)$ denotes the Hessian of J with respect to u . We call $u^* \in \mathbb{R}^n$ a *stable solution* of (4.1), if it satisfies both, the first and second-order optimality conditions.

Theorem 4.1. *Let Assumption 2.3, 2.4 (ii) and 2.5 hold for the weak formulation (4.2) and the operator \mathcal{B} . Let $u^* \in \mathbb{R}^n$ be a stable solution of (4.1) such that $\nabla_u^2 J(u)$ is coercive with parameter $\gamma > 0$. Then for $h > 0$ sufficiently small, there exists a stable solution $u_h^* \in \mathbb{R}^n$ of the discrete problem (4.3) such that the following a priori error estimate holds*

$$\|u^* - u_h^*\|_2 \leq \frac{1}{\gamma} \|\nabla_u J(u^*) - \nabla_u J_h(u^*)\|_2.$$

Proof. The proof is given in [32, Theorem 3.4.1 and 3.4.2]. □

4.2 Back to rare event estimation

We now apply Theorem 4.1 to prove statement (P3).

Theorem 4.2. *Let Assumptions 2.3, 2.4 (ii), 2.5 and 2.10 hold. Then for all $u \in \partial A$ it holds that*

$$\text{dist}(u, \partial A_h) \leq C_3(h) \cdot h^s,$$

for $h > 0$ sufficiently small.

Proof. We apply Theorem 4.1 to an appropriate optimal control problem with $\alpha > 0$ to show that for $u^* \in \partial A$ exists a $\hat{u}_h \in \mathbb{R}^n$ such that the distance between these points behaves as $\mathcal{O}(h^s)$. Then, we consider the limit $\alpha \rightarrow 0$.

Let $u^* \in \partial A$ be a point on the exact limit-state surface, i.e., $G(u^*) = 0$. We investigate the following optimal control problem

$$\min_{u \in \mathbb{R}^n} J_\alpha(u) := \frac{1}{2}G(u)^2 + \frac{\alpha}{2}\|u - u^*\|_2^2, \quad (4.4)$$

where we set $\bar{g} = 0$ and $\alpha > 0$. For $\alpha = 0$, there is no stable solution since for all $u \in \partial A$ it holds that $J_0(u) = 0$. Hence, the second order sufficient condition is violated. For $\alpha > 0$, the gradient and Hessian matrix of J_α are given as

$$\begin{aligned} \nabla_u J_\alpha(u) &= G(u)\nabla_u G(u) + \alpha(u - u^*), \\ \nabla_u^2 J_\alpha(u) &= G(u)\nabla_u^2 G(u) + \nabla_u G(u)(\nabla_u G(u))^T + \alpha I. \end{aligned}$$

The point u^* is the unique global minimizer of (4.4) since $J_\alpha(u^*) = 0$ and $J_\alpha(u) > 0$ for all $u \in \mathbb{R}^n \setminus \{u^*\}$. Hence, u^* is a stable solution. For the discretization parameter $h > 0$, we define the discretized version of (4.4) as

$$\min_{u \in \mathbb{R}^n} J_{h,\alpha}(u) := \frac{1}{2}G_h(u)^2 + \frac{\alpha}{2}\|u - u^*\|_2^2. \quad (4.5)$$

By Theorem 4.1, there exists a point \hat{u}_h in a neighborhood of u^* such that \hat{u}_h is a stable solution of (4.5). Thus, we know that $\nabla_u J_{h,\alpha}(\hat{u}_h) = 0$, which yields

$$G_h(\hat{u}_h)\nabla_u G_h(\hat{u}_h) + \alpha(\hat{u}_h - u^*) = 0.$$

If $G_h(\hat{u}_h) = 0$ we get that $\hat{u}_h = u^*$ and the claim is proved. Now, we consider the case $G_h(\hat{u}_h) \neq 0$ and we denote $u_h^* \in \partial A_h$ as the point on ∂A_h that has minimal distance to the point u^* . Moreover, we define the set of points

$$E := \{p \in \mathbb{R}^n : |\cos(\angle(p, \nabla_u G(u^*)))| \geq |\cos(\angle(u^* - \hat{u}_h, \nabla_u G(u^*)))|\},$$

where $\angle(a, b) := \arccos\left(\frac{a^T b}{\|a\|_2 \|b\|_2}\right)$, for $a, b \in \mathbb{R}^n$. The set E contains all directions $p \in \mathbb{R}^n$, which admit a smaller or equal angle with $\nabla_u G(u^*)$ than the direction pointing from u^* to \hat{u}_h . For all $p \in E$, we conclude that

$$\begin{aligned} p^T \nabla_u^2 J_\alpha(u^*) p &= p^T \nabla_u G(u^*) (\nabla_u G(u^*))^T p + \alpha \|p\|_2^2 \\ &\geq \left(\cos^2(\angle(u^* - \hat{u}_h, \nabla_u G(u^*))) \|\nabla_u G(u^*)\|_2^2 + \alpha \right) \|p\|_2^2. \end{aligned}$$

Thus, the Hessian matrix $\nabla_u^2 J_\alpha(u^*)$ is coercive for all $p \in E$ with parameter

$$\gamma = \cos^2(\angle(u^* - \hat{u}_h, \nabla_u G(u^*))) \|\nabla_u G(u^*)\|_2^2 + \alpha.$$

Since $u^* - \hat{u}_h \in E$, we can perform the proof of Theorem 4.1 only for directions $p \in E$ which yields that

$$\begin{aligned} \|u^* - \hat{u}_h\|_2 &\leq \frac{\|\nabla_u J_\alpha(u^*) - \nabla_u J_{h,\alpha}(u^*)\|_2}{\cos^2(\angle(u^* - \hat{u}_h, \nabla_u G(u^*))) \|\nabla_u G(u^*)\|_2^2 + \alpha} \\ &\leq \frac{\|\nabla_u G_h(u^*)\|_2}{\cos^2(\angle(u^* - \hat{u}_h, \nabla_u G(u^*))) \|\nabla_u G(u^*)\|_2^2 + \alpha} C_{\text{FE}} h^s, \end{aligned}$$

since it holds $\|\nabla_u J_{h,\alpha}(u^*)\|_2 = |G_h(u^*)| \|\nabla_u G_h(u^*)\|_2 \leq C_{\text{FE}} h^s \|\nabla_u G_h(u^*)\|_2$ and $\nabla_u J_\alpha(u^*) = 0$. Applying the limit, $\alpha \rightarrow 0$ we conclude that $G_h(\hat{u}_h) \rightarrow 0$ and, thus, $\hat{u}_h \rightarrow u_h^* \in \partial A_h$. By Assumption 2.10, it holds that $\cos^2(\angle(u^* - u_h^*, \nabla_u G(u^*))) \geq \nu_h^2$ and we conclude that

$$\|u^* - u_h^*\| \leq \frac{\|\nabla_u G_h(u^*)\|_2}{\nu_h^2 \|\nabla_u G(u^*)\|_2^2} C_{\text{FE}} h^s.$$

Since this holds true for all $u^* \in \partial A$, we define

$$C_3(h) := C_{\text{FE}} \cdot \sup_{u \in \partial A} \frac{\|\nabla_u G_h(u)\|_2}{\nu_h^2 \|\nabla_u G(u)\|_2^2}$$

and the desired statement is proved. \square

Remark 4.3. For the limit $h \rightarrow 0$, it holds that $G_h(u) \rightarrow G(u)$ for all $u \in \mathbb{R}^n$. Therefore, the limit-state surface ∂A_h converges to ∂A and $u_h \rightarrow u$. Hence, it holds $|\cos(\angle(u - u_h, \nabla_u G(u)))| \rightarrow 1$, where $u_h \in \partial A_h$ is the point on ∂A_h that has smallest distance to $u \in \partial A$. Thus, $\nu_h \rightarrow 1$, as $h \rightarrow 0$. If in addition $\nabla_u G_h(u)$ converges uniformly to $\nabla_u G(u)$, it yields that

$$\lim_{h \rightarrow 0} C_3(h) = C_{\text{FE}} \cdot \sup_{u \in \partial A} 1/\|\nabla_u G(u)\|_2.$$

With (P1)–(P3), we can now give the proof of Proposition 2.11.

Proof of Proposition 2.11. We denote the distances of the MLFPs to the origin as $b = \|u^{\text{MLFP}}\|_2$ and $b_h = \|u_h^{\text{MLFP}}\|_2$. By definition, we know that $P_f^{\text{FORM}} = \Phi(-b) = \mathbb{P}[U_1 \leq -b]$, where U_1 is a one-dimensional random variable distributed according to $N(0, 1)$. Similar, $P_{f,h}^{\text{FORM}} = \Phi(-b_h) = \mathbb{P}[U_1 \leq -b_h]$. From Theorem 4.2, we know that the distance between ∂A and ∂A_h is bounded from above by $C_3(h)h^s$. Thus, $|b - b_h| \leq C_3(h)h^s$. This yields that the absolute error $|P_f^{\text{FORM}} - P_{f,h}^{\text{FORM}}|$ is bounded from above by

$$|P_f^{\text{FORM}} - P_{f,h}^{\text{FORM}}| = |\mathbb{P}[U_1 \leq -b] - \mathbb{P}[U_1 \leq -b_h]| \quad (4.6)$$

$$\leq \mathbb{P}[U_1 \in] - b - C_3(h)h^s, -b + C_3(h)h^s], \quad (4.7)$$

where we apply similar steps as in the proof of Lemma 2.15. The probability term in (4.7) is equal to $\mathbb{P}[\tilde{G}(U_1) \in] - C_3(h)h^s, C_3(h)h^s]$ where the LSF $\tilde{G}(U_1) := U_1 + b$ satisfies (2.13) in Assumption 2.5 with $C_{\text{FE}} = C_3(h)$. By definition it holds $P_f^{\text{FORM}} = \mathbb{P}[\tilde{G}(U_1) \leq 0]$. Since \tilde{G} is affine linear, we apply Theorem 3.2 to the LSF \tilde{G} with $\sigma = 1$ and $\beta = b$ which yields

$$\mathbb{P}[\tilde{G}(U_1) \in] - C_3(h)h^s, C_3(h)h^s] \leq C_2(b, 1, h^s, C_3(h)) h^s P_f^{\text{FORM}}. \quad (4.8)$$

Finally, combining (4.7) and (4.8) we conclude that

$$|P_f^{\text{FORM}} - P_{f,h}^{\text{FORM}}| \leq C_2(b, 1, h^s, C_3(h)) h^s P_f^{\text{FORM}} =: \hat{C}^{\text{FORM}} h^s P_f^{\text{FORM}}.$$

\square

The proof of Theorem 2.12 works in a similar way as the proof of Proposition 2.11. However, the inequalities in (4.6) and (4.7) do not hold directly for the absolute error $|P_f - P_{f,h}|$, which is upper bounded by the Gaussian measure of the set $S := A \Delta A_h$. The following theorem provides an upper bound of the Gaussian measure of S which is similar to (4.7). In this theorem, the convexity of the failure domains is required, i.e., we assume that Assumption 2.9 holds. We switch the roles of P_f and $P_{f,h}$, which yields that the derived error bound depends on $P_{f,h}^{\text{FORM}}$ and not on P_f^{FORM} .

Theorem 4.4. *Let Assumption 2.4 (i) and 2.9 hold. Moreover, we assume that for all $u_h \in \partial A_h$ it holds that*

$$\text{dist}(u_h, \partial A) \leq \tilde{C}h^s. \quad (4.9)$$

The distance between the origin and ∂A_h is denoted as b_h . Then, an upper bound for the Gaussian measure of the symmetric difference of A and A_h is given by

$$\mathbb{P}[U \in A \Delta A_h] \leq C_4(n) \mathbb{P}[U_1 \in] - b_h - \tilde{C}h^s, -b_h + \tilde{C}h^s],$$

where U_1 is distributed according to $N(0, 1)$. The constant C_4 is given by

$$C_4(n) = 1 + \pi^{1/2} \frac{\Gamma((n+1)/2)}{\Gamma(n/2)},$$

where $\Gamma(\cdot)$ is the Gamma function.

Proof. For $n = 1$, the statement directly follows from assumption (4.9) with $C_4(n) = 1$. Consider $n > 1$. By the rotation invariance of the Gaussian measure $\mathbb{P}[U \in \cdot] = N(0, \text{Id}_n)$, we assume, without loss of generality, that the point with smallest distance to the origin is given by $b_h^* = (0, \dots, 0, -b_h)^T \in \mathbb{R}^n$, thus, $u_h^{\text{MLFP}} = b_h^*$. We denote the sets of interest by $D_1 := A \Delta A_h$ and $D_2 := \{u \in \mathbb{R}^n : u_n \in] - b_h - \tilde{C}h^s, -b_h + \tilde{C}h^s]\}$.

First, we consider the closed ball around the origin $B_R := \{u \in \mathbb{R}^n : \|u\| \leq R\}$ and we show that $\mathbb{P}[U \in D_1 \cap B_R] \leq C_4(n) \mathbb{P}[U \in D_2 \cap B_R]$. Afterwards, we consider the limit $R \rightarrow \infty$.

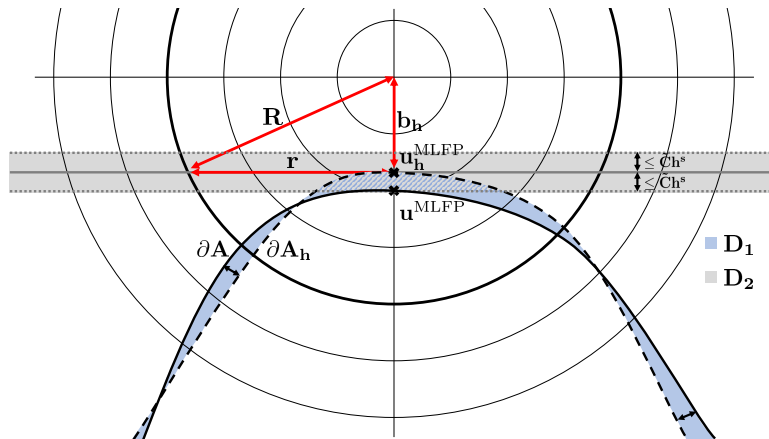


Figure 3: Illustration of the limit-state surfaces ∂A and ∂A_h in 2D. The illustrations shows that the Gaussian measure of $A \Delta A_h$ can be translated to a Gaussian measure at the MLFP u_h^{MLFP} .

For $R \leq b_h$, it follows that $D_1 \cap B_R = \emptyset$, and the statement is valid. Therefore, we consider $R > b_h$. First, we determine the scaling factor of the $n - 1$ dimensional Lebesgue

measure of the transformation of a convex curve to a hyperplane. Therefore, we consider the sets $E_1 = B_R \cap \partial A_h$ and $E_2 = B_R \cap \{u \in \mathbb{R}^n : u_n = -b_h\}$. Note that E_2 is an $n - 1$ -dimensional ball centred in b_h^* . We visualize this in Figure 3. We call the radius of this ball $r := \sqrt{R^2 - b_h^2}$. Thus, the $n - 1$ -dimensional Lebesgue measure of E_2 is equal to the volume of the ball B_r in $n - 1$ dimensions, which is given by

$$\lambda_{n-1}(E_2) = \frac{\pi^{(n-1)/2} r^{n-1}}{\Gamma((n+1)/2)}.$$

By the convexity of A_h , we conclude that an upper bound for the $n - 1$ dimensional Lebesgue measure of E_1 is given by the surface measure of the set $B_R \cap \{u \in \mathbb{R}^n : u_n \leq -b_h\}$. This surface measure is bounded from above by the sum of the volume of the ball B_r in $n - 1$ dimensions and $1/2$ of the surface of the ball B_r in n dimensions which yields

$$\lambda_{n-1}(E_1) \leq \frac{\pi^{(n-1)/2} r^{n-1}}{\Gamma((n+1)/2)} + \frac{\pi^{n/2} r^{n-1}}{\Gamma(n/2)}.$$

Hence, the fraction of the two $n - 1$ dimensional Lebesgue measures is bounded by

$$\frac{\lambda_{n-1}(E_1)}{\lambda_{n-1}(E_2)} \leq 1 + \pi^{1/2} \frac{\Gamma((n+1)/2)}{\Gamma(n/2)} = C_4(n). \quad (4.10)$$

The formulas for the volume and surface of a ball in n dimensions are given in [23, 5.19(iii)]. Inequality (4.10) bounds the scaling factor of the length of the curve E_1 with respect to the hyperplane E_2 . Applying this result, we can transform the set D_1 into D_2 . The probability of interest is given by

$$\begin{aligned} \mathbb{P}[U \in D_1 \cap B_R] &= \int_{u \in \mathbb{R}^n} I(u \in D_1 \cap B_R) \varphi_n(u) du \\ &= \frac{1}{(2\pi)^{n/2}} \int_{B_R} I(u \in D_1) \exp\left(-\frac{\|u\|_2^2}{2}\right) du \\ &= \frac{1}{(2\pi)^{n/2}} \int_{r=0}^{r=R} \int_{S_{n-1}(r)} I(u \in D_1) \exp\left(-\frac{r^2}{2}\right) ds dr, \end{aligned}$$

where $S_{n-1}(r) = \{u \in \mathbb{R}^n : \|u\|_2 = r\}$ is the surface of B_r . Since the distance of A and A_h is always smaller than $\tilde{C}h^s$, the $n - 1$ dimensional Lebesgue measure of the intersection $D_1 \cap S_{n-1}(r)$ is smaller or equal than the $n - 1$ dimensional Lebesgue measure of the intersection $D_2 \cap S_{n-1}(r)$. Hence, since the standard Gaussian density is constant on $S_{n-1}(r)$ for all $r \geq 0$ and applying the transformation of D_1 to D_2 it follows that

$$\begin{aligned} \mathbb{P}[U \in D_1 \cap B_R] &\leq C_4(n) \frac{1}{(2\pi)^{n/2}} \int_{r=0}^{r=R} \int_{S_{n-1}(r)} I(u \in D_2) \exp\left(-\frac{r^2}{2}\right) ds dr \\ &= C_4(n) \mathbb{P}[U \in D_2 \cap B_R] \\ &\leq C_4(n) \mathbb{P}[U \in D_2] \\ &= C_4(n) \mathbb{P}[U_1 \in] - b_h - \tilde{C}h^s, -b_h + \tilde{C}h^s]. \end{aligned}$$

Taking the limit $R \rightarrow \infty$ we get the desired statement, due to the continuity of measures. \square

Remark 4.5. Unfortunately, taking the limit $n \rightarrow \infty$ yields $C_4(n) \rightarrow \infty$. Thus, this result does not easily generalise with respect to infinite-dimensional settings. However, the growth of $C_4(n)$ is $\mathcal{O}(n^{1/2})$ as visualised in Figure 4. Hence, even in high dimensions, the constant is reasonably small.

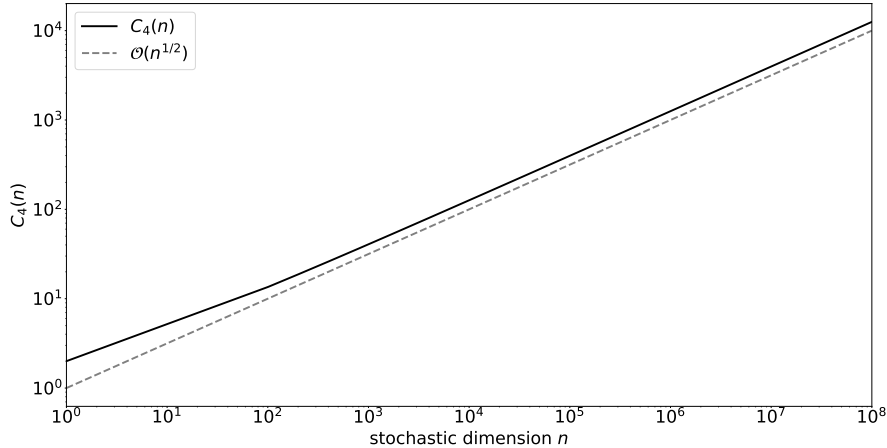


Figure 4: Behaviour of $C_4(n)$ for varying the stochastic dimension n .

Having collected the proofs for (P1)–(P4), we can now give the proof of (P5) which proves Theorem 2.12.

Proof of Theorem 2.12. We apply similar steps as in the proof of Proposition 2.11, but we switch the roles of P_f and $P_{f,h}$. By Theorem 4.2 and applying Theorem 4.4 with $\tilde{C} = C_3(h)$, we know that the absolute error of the probability of failure is bounded by

$$|P_f - P_{f,h}| \leq C_4(n) \mathbb{P}[U_1 \in] - b_h - C_3(h)h^s, -b_h + C_3(h)h^s]. \quad (4.11)$$

Defining the LSF $\tilde{G}_h(U_1) := U_1 + b_h$ and assuming that \tilde{G} satisfies (2.13) in Assumption 2.5 with $\tilde{C}_{\text{FE}} = C_3(h)$ yields

$$\mathbb{P}[\tilde{G}_h(U_1) \in] - C_3(h)h^s, C_3(h)h^s] \leq C_2(b_h, 1, h^s, C_3(h))h^s P_{f,h}^{\text{FORM}}. \quad (4.12)$$

Finally, combining (4.11) and (4.12) we conclude the proof of Theorem 2.12 with

$$|P_f - P_{f,h}| \leq C_2(b_h, 1, h^s, C_3(h)) \cdot C_4(n)h^s P_{f,h}^{\text{FORM}} =: \hat{C}h^s P_{f,h}^{\text{FORM}}.$$

□

Remark 4.6. We note that the assumptions on the regularity of the diffusion coefficient, as given in Assumption 2.3 and 2.4, are only relevant to prove Theorem 4.1 and 4.2, respectively. If the approximation error bound of the LSF behaves in another manner as in Assumption 2.5 and if it is possible to show that the distance between ∂A and ∂A_h behaves in the same manner, then the error bounds in Proposition 2.11 and Theorem 2.12 hold for this error bound.

5 Numerical Experiments

We now illustrate our results in several numerical experiments. We start with a one-dimensional parameter space example where the LSF involves an ODE, not a PDE. Then, we consider rare events that depend on elliptic PDEs with stochastic spaces of different dimensions. In all experiments, the approximation error of G and G_h is not uniformly bounded as required in Assumption 2.5. We consider these settings to test the conjecture in Remark 2.13. Indeed, our provided error bounds in Proposition 2.11 and Theorem 2.12 are also observed in these non-uniform cases. In the first experiment, we observe that the distances of the failure surfaces behave as the discretization error. Following Remark 2.14, this behaviour enables to consider only (P4) and (P5) and we expect that the provided error bounds hold in this setting.

5.1 ODE, 1-dimensional parameter space

In the following example, which is also considered in [31], the LSF depends on the solution of an ODE with a one-dimensional Gaussian random parameter. Hence, this example does not actually depend on an elliptic PDE. We study it, since we can compute all quantities of interest analytically.

Let $y : [0, 1] \times \Omega \rightarrow \mathbb{R}$ such that for \mathbb{P} -a.e. $\omega \in \Omega$, we have

$$\frac{\partial y(t, \omega)}{\partial t} = -U(\omega)y(t, \omega), t \in (0, 1), \text{ with initial condition } y(0, \omega) = 1,$$

where $U \sim N(0, 1)$ is a stochastic parameter. The exact solution to this ODE is given by $y(t, \omega) = \exp(-U(\omega)t)$ – a log-normal stochastic process. Failure is defined as the event that the solution $y(\cdot, \omega)$ is larger than $y_{\max} = 40$ at $t = 1$, which can be written in terms of the LSF $G(u) = y_{\max} - \exp(-u) \leq 0$. Hence, failure occurs if $u \leq -\log(y_{\max})$ and the exact probability of failure is equal to $P_f = \Phi(-\log(y_{\max})) \approx 1.13 \cdot 10^{-4}$. The MLFP is given by $u^{\text{MLFP}} = -\log(y_{\max})$.

Using the explicit Euler scheme to solve the ODE numerically, we derive the approximate solution $y_h(t = 1, \omega) = (1 - U(\omega)h)^{1/h}$, where $h > 0$ is the time step size. The explicit Euler scheme is convergent of order one, see [20, Section 6.3], i.e., $|y(t, \omega) - y_h(t, \omega)| = \mathcal{O}(h)$ for a fixed $\omega \in \Omega$. The approximate LSF is $G_h(u) = y_{\max} - (1 - uh)^{1/h}$. Hence, failure occurs if $u \leq (1 - y_{\max}^h)/h$ and the approximate probability of failure is equal to $P_{f,h} = \Phi((1 - y_{\max}^h)/h)$. The approximate MLFP is given by $u_h^{\text{MLFP}} = (1 - y_{\max}^h)/h$.

Since the space of the stochastic parameter space is one-dimensional and the exact and approximate failure domains are half-rays, it holds $P_f = P_f^{\text{FORM}}$ and $P_{f,h} = P_{f,h}^{\text{FORM}}$. Thus, the error bound of Proposition 2.11 and Theorem 2.12 yield a bound for the relative error $|P_f - P_{f,h}|/P_f$. As mentioned, the setting of this example is different to the setting of Proposition 2.11 and Theorem 2.12. Moreover, the approximation error of the LSF is not uniformly bounded. Figure 5 shows that the distance of the failure domains scales as $\mathcal{O}(h)$. Thus, we expect that the relative error of the probability of failure approximations has order $\mathcal{O}(h)$ of convergence for $h > 0$ sufficiently small.

As a second time stepping method, we consider the Crank–Nicolson scheme as given in [20, Chapter 9]. Applying the discretization rule, we get the approximate solution

$$\tilde{y}_h(t = 1, \omega) = \left(\frac{1 - hU(\omega)/2}{1 + hU(\omega)/2} \right)^{1/h}.$$

Hence, the approximate probability of failure is given by $\tilde{P}_{f,h} = \Phi(2h^{-1}(1 - y_{\max}^h)/(1 + y_{\max}^h))$. Since the Crank–Nicolson scheme is convergent of order 2, we expect that the relative error of the probability of failure approximations has order $\mathcal{O}(h^2)$ of convergence for $h > 0$ sufficiently small.

Figure 5 shows the approximate probability of failure by the explicit Euler and the Crank–Nicolson scheme for the step sizes $h_\ell = 1/2^\ell$, for $\ell = 0, \dots, 9$. We observe that the approximations computed with both these methods approach the exact probability of failure as h decreases. Moreover, we observe that the distance between the exact and approximate MLFPs converges in the same order as the PDE discretization error. Hence, the statement of Theorem 4.2 is also valid and we conclude that Proposition 2.11 and Theorem 2.12 are also applicable for this setting. On the right plot, we observe that the relative error of the explicit Euler approximations has order $\mathcal{O}(h)$ of convergence while the relative error of the Crank–Nicolson approximations has order $\mathcal{O}(h^2)$ of convergence. These are exactly the bounds which we get from theoretical discussions. For large h , we

observe a plateau behaviour for the explicit Euler scheme. This is due to the fact that the Euler approximation $P_{f,h}$ is much smaller than P_f for large h . Hence, the relative error is nearly equal to one for large time step sizes h , until the convergence sets in.

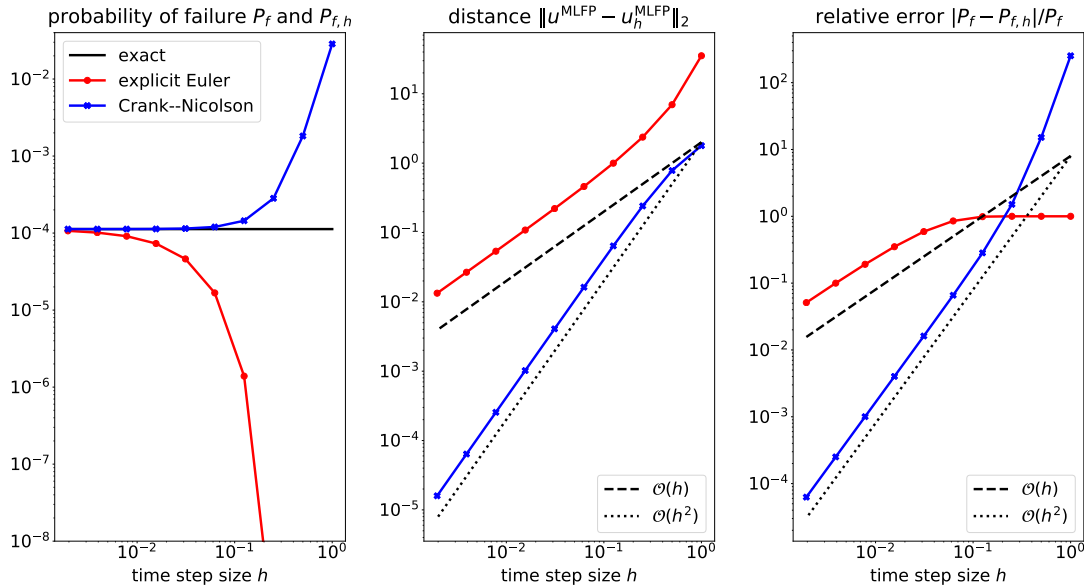


Figure 5: On the left: approximate probability of failure by the explicit Euler and Crank–Nicolson scheme for varying the time step size h . The black line shows the exact probability of failure. In the middle: distance between the exact and approximate MLFPs. The black lines show the order of convergence. On the right: relative error of the approximations with respect to the exact probability of failure.

5.2 2-Dimensional parameter space

The following example considers an LSF which depends on a two-dimensional stochastic parameter and is also considered in [9, 13]. In this case, the FORM estimate is not equal to the exact probability of failure. However, we can still derive analytical expressions for the exact and approximate LSF as well as for the exact and approximate limit-state surfaces. On the domain $D = (0, 1)$, we seek a solution $y : \bar{D} \times \Omega \rightarrow \mathbb{R}$ that solves the following elliptic boundary value problem

$$-\frac{\partial}{\partial x} \left(\exp \left(\frac{U_1(\omega)}{3} - 3 \right) \frac{\partial}{\partial x} y(x, \omega) \right) = 1 - x, \quad \text{for } x \in (0, 1), \quad (5.1)$$

$$\text{such that } y(0, \omega) = 0 \text{ and } y(1, \omega) = U_2(\omega) \quad (5.2)$$

for \mathbb{P} -a.e. $\omega \in \Omega$. The random variables U_1 and U_2 are independent and standard normally distributed. The exact solution of this problem is

$$y(x, \omega) = U_2(\omega)x + \exp(-U_1(\omega)/3 + 3) (x^3/6 - x^2/2 + x/3).$$

Failure is defined as the event that the solution $y(\cdot, \omega)$ is smaller than $y_{\max} = -1/3$ at $\hat{x} = 1/3$. Hence, we express the LSF as $G(U_1(\omega), U_2(\omega)) = y(1/3, \omega) - y_{\max}$.

Applying linear FEs with mesh size parameter $h > 0$, we compute the approximate solution to (5.1) and (5.2) which we denote by $y_h : \bar{D} \times \Omega \rightarrow \mathbb{R}$. Accordingly, the approximate LSF is given by $G_h(U_1(\omega), U_2(\omega)) = y_h(1/3, \omega) - y_{\max}$.

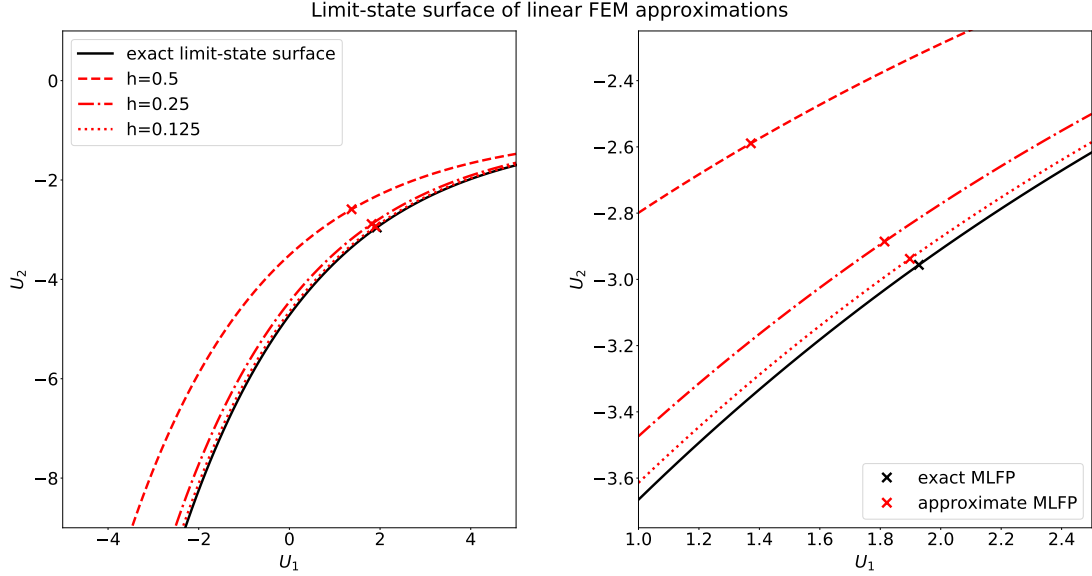


Figure 6: On the left: the black line shows the exact limit-state surface and the black cross denotes the exact MLFP. The red lines show the approximate limit-state surfaces given by the linear FE discretization for different choices of the mesh size h . The red crosses denote the approximate MLFPs. On the right: zoom-in of the left plot near the MLFPs.

Figure 6 shows the exact limit-state surface and the limit-state surfaces given by the linear FE approximations. We observe that the exact as well as the approximate failure domains are convex. Indeed, the exact limit-state surface can be expressed as a function in terms of the first coordinate u_1 by

$$u_2(u_1) = 1/\hat{x} \left(-1/3 - \left(\hat{x}^3/6 - \hat{x}^2/2 + \hat{x}/3 \right) \exp(-u_1/3 + 3) \right).$$

Thus, it holds $\partial A = \{(u_1, u_2(u_1)) : u_1 \in \mathbb{R}\}$. Since $-u_2''(u_1) > 0$, we conclude that $-u_2(u_1)$ is a convex function. Since the failure domain A has the same geometric properties as the *epigraph* of $-u_2(u_1)$, we conclude that A is convex. In a similar way, we can prove that A_h is convex. For more details on convex analysis we refer to [2].

Figure 6 also shows that the distances between the exact and approximate surfaces decrease for decreasing mesh size h . Since the limit-state surface is not a straight line, the FORM estimates of the probability of failure are not equal to the true ones, i.e., $P_f \neq P_f^{\text{FORM}}$ and $P_{f,h} \neq P_{f,h}^{\text{FORM}}$. The quantities P_f and $P_{f,h}$ are calculated by integrating numerically the standard normal PDF within the failure domain. We obtain the values $P_f \approx 1.71 \cdot 10^{-4}$ and $P_f^{\text{FORM}} \approx 2.08 \cdot 10^{-4}$.

Following the theoretical discussions, we expect that

$$|P_f - P_{f,h}| \leq \hat{C} h^s P_{f,h}^{\text{FORM}},$$

for $h > 0$ sufficiently small and \hat{C} given in the proof of Theorem 2.12. The order of convergence s is equal to the order of convergence of the FE discretization. The point evaluation of a linear FE approximation introduces an error of order two, since by [7, Theorem 1.1] it holds that the L^∞ -error is bounded by

$$\|y(\cdot, \omega) - y_h(\cdot, \omega)\|_{L^\infty} \leq C \|y(\cdot, \omega)\|_{W^{2,\infty}} h^2,$$

for a fixed $\omega \in \Omega$. Hence, we expect that the error bounds in Proposition 2.11 and Theorem 2.12 hold for $s = 2$.

As another discretization, we apply FEs with quadratic basis functions. In this case, the L^∞ -error of the exact and FE solution converges with order $\mathcal{O}(h^3)$; see [7, Theorem 1.1]. Hence, we expect that the error bounds in Proposition 2.11 and Theorem 2.12 hold for $s = 3$.

Figure 7 shows the error of the probability of failure by linear and quadratic FEs for the mesh sizes $h_\ell = 1/2^\ell$, for $\ell = 1, \dots, 9$. We observe that the approximate probability of failure $P_{f,h}$ converges to the exact probability of failure P_f for both discretizations. Similarly, $P_{f,h}^{\text{FORM}}$ converges to P_f^{FORM} . The true relative error $|P_f - P_{f,h}|/P_f$ as well as the relative error of the FORM estimates $|P_f^{\text{FORM}} - P_{f,h}^{\text{FORM}}|/P_f^{\text{FORM}}$ behaves as the discretization error of the FEM approximations. Moreover, the error bound in Theorem 2.12 behaves as the discretization error.

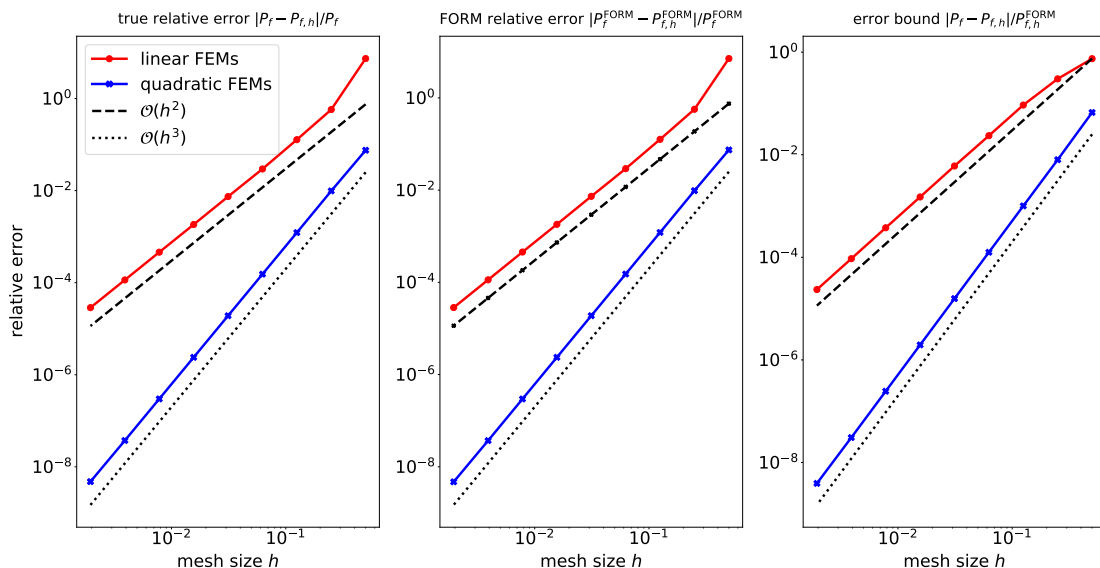


Figure 7: On the left: relative error of the approximate probability of failure $P_{f,h}$ with respect to the exact probability of failure P_f . In the middle: relative error of the approximate FORM estimate $P_{f,h}^{\text{FORM}}$ with respect to the exact FORM estimate P_f^{FORM} . On the right: bound of the error $|P_f - P_{f,h}|$. The black lines show the order of convergence.

5.3 High-dimensional parameter space

In the following, we consider Example 2.8 of Section 2 for which it is not possible to calculate analytic expressions of the exact and approximate PDE solutions y and y_h , respectively. Moreover, the limit-state surfaces A and A_h cannot be expressed explicitly. Therefore, we estimate P_f and $P_{f,h}$ with Sequential Importance Sampling (SIS) [24].

On the domain $D = (0, 1)$, we seek a solution $y : \bar{D} \times \Omega \rightarrow \mathbb{R}$ which solves

$$-\frac{\partial}{\partial x} \left(a(x, \omega) \frac{\partial}{\partial x} y(x, \omega) \right) = 0, \quad \text{for } x \in (0, 1), \quad (5.3)$$

such that $y(0, \omega) = 1$ and $y(1, \omega) = 0$,

for \mathbb{P} -a.e. $\omega \in \Omega$. The random field $a(x, \omega) = \exp(Z(x, \omega))$ is a log-normal random field and the underlying Gaussian field $Z(x, \omega)$ has constant mean $\mu_Z = 0.1$ and variance $\sigma_Z^2 = 0.04$. The covariance function of Z is $c(x_1, x_2) = \sigma_z^2 \exp(-\|x_1 - x_2\|_1/\lambda)$, with correlation length $\lambda = 0.3$. The random field Z is approximated via its truncated KLE

with $n = 10$ leading terms, which captures around 93% of the variability of the random field. Failure is defined as the event that the flow rate $q(\cdot, \omega)$, given in (2.14), is larger than $q_{\max} = 1.7$ at $\hat{x} = 1$. Hence, we express the LSF as $G(U(\omega)) = q_{\max} - q(1, \omega)$.

Linear FEs are applied with mesh size parameter $h > 0$ to obtain the approximate solution $y_h : D \times \Omega \rightarrow \mathbb{R}$ of (5.3). Accordingly, the approximate LSF is given by $G_h(U(\omega)) = q_{\max} - q_h(1, \omega)$. As discussed in Example 2.8, linear FEs yield a PDE discretization error of order one. Since the approximation error of the LSF is not uniformly bounded, Proposition 2.11 and Theorem 2.12 are not directly applicable. However, as noted in Remark 2.13, we expect that our error bounds also hold for $s = 1$.

The references P_f and $P_{f,h}$ are obtained by averaging over 100 SIS simulations with 10^4 samples, target coefficient of variation equal to 0.25 and using *Markov Chain Monte Carlo* (MCMC) with sampling from the von Mises–Fisher–Nakagami distribution. No burn-in is applied within the MCMC sampling and 10% of the samples are chosen as seeds of the simulated Markov chains via multinomial resampling. Details are given in [33]. We note that the coefficient of variation of the 100 probability of failure estimates is 10^{-2} . Hence, we expect that the sampling bias is negligible. The reference probability of failure is estimated as $P_f \approx 3.38 \cdot 10^{-4}$ on a mesh with discretization size $h = 2^{-12}$. Similar, the reference FORM estimate $P_f^{\text{FORM}} \approx 4.66 \cdot 10^{-4}$ is obtained by FORM with mesh size $h = 2^{-12}$. The reference $P_{f,h}$ and $P_{f,h}^{\text{FORM}}$ are obtained on a sequence of mesh sizes $h_\ell = 1/2^\ell$ for $\ell = 1, \dots, 11$.

The upper left plot of Figure 8 shows the reference probability of failure P_f , approximations $P_{f,h}$ and FORM estimates $P_{f,h}^{\text{FORM}}$. We observe that $P_{f,h}^{\text{FORM}}$ is always larger than $P_{f,h}$ for a fixed mesh size h . This is a necessary condition for convex failure domains. However, we cannot show that the failure domains are indeed convex and unbounded. The upper right plot shows that the relative error $|P_f - P_{f,h}|/P_f$ behaves as the discretization error of the LSF. The same holds true for the relative error with respect to the FORM estimates, which is illustrated in the lower left plot. We expected this behaviour by Proposition 2.11. Moreover, the lower right plot shows the convergence of our error bound in Theorem 2.12. We also observe that the error bound gives an order one approximation which we have expected by Theorem 2.12.

5.3.1 50-dimensional parameter space

We consider the problem setting of (5.3) with correlation length $\lambda = 0.1$. A smaller correlation length requires a larger number of leading KLE terms to acquire a similar resolution of the random field. Therefore, we consider $n = 50$ leading KLE terms, which captures around 96% of the variability of the random field. We adjust the threshold $q_{\max} = 1.5$ to achieve a similar order of the probability of failure. As in the previous example, the references for the probability of failure are obtained by SIS and the settings as described above. The reference probability of failure is estimated as $P_f = 7.18 \cdot 10^{-5}$ on a mesh with discretization size $h = 2^{-12}$. The reference FORM estimate $P_f^{\text{FORM}} = 1.52 \cdot 10^{-4}$ is obtained on the same discretization level. The reference $P_{f,h}$ and $P_{f,h}^{\text{FORM}}$ are obtained on a sequence of mesh sizes $h_\ell = 1/2^\ell$ for $\ell = 1, \dots, 11$.

The upper left plot of Figure 9 shows that $P_{f,h}^{\text{FORM}}$ is always larger than $P_{f,h}$ for a fixed mesh size h . The upper right plot shows that the relative error $|P_f - P_{f,h}|/P_f$ has order $\mathcal{O}(h)$ of convergence for small discretization sizes h . For large h , we observe a plateau behaviour and then a fast decay until it converges with the expected order.

The relative error with respect to the FORM estimates, which is illustrated in the lower left plot, has order $\mathcal{O}(h)$ of convergence and, hence, is the same as the convergence property of the LSF. Moreover, the lower right plot shows the convergence of our error bound. We

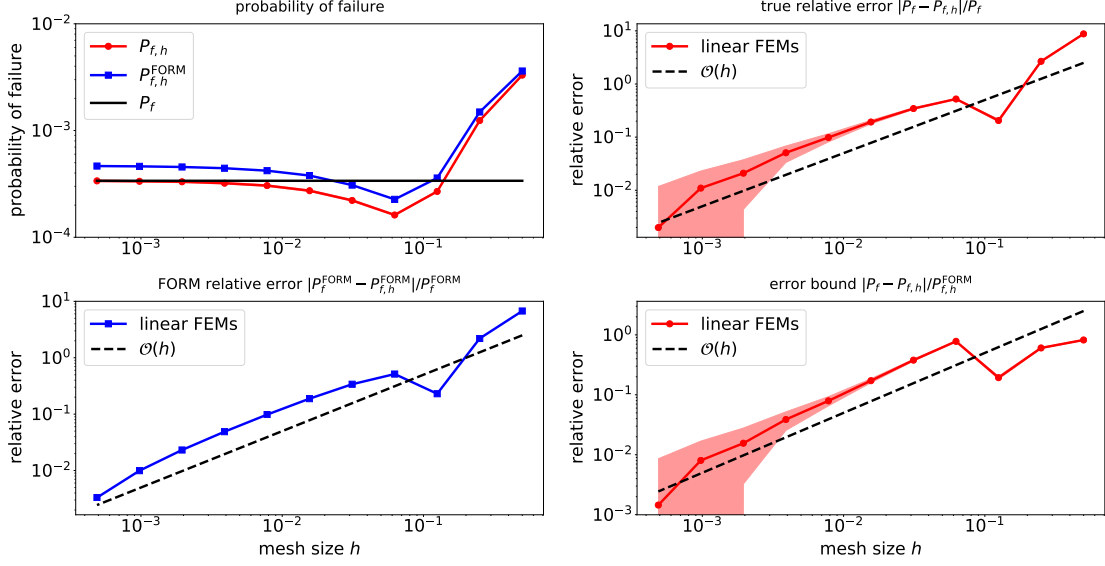


Figure 8: Upper left: reference probability of failure P_f , approximations $P_{f,h}$ and FORM estimates $P_{f,h}^{\text{FORM}}$. Upper right: relative error of the approximations $P_{f,h}$ with respect to the reference probability P_f . Lower left: relative error of the approximate FORM estimate $P_{f,h}^{\text{FORM}}$ with respect to the reference P_f^{FORM} . Lower right: derived bound of the error $|P_f - P_{f,h}|$. The dashed black lines show the order of convergence. The red areas show the standard deviations of the estimates.

also observe that the error bound gives an order one approximation for small h . This is exactly the order of convergence we expect from Proposition 2.11 and Theorem 2.12.

6 Conclusion and Outlook

In this manuscript, we have considered the approximation error of the probability of failure, which is induced through the approximation error of the LSF. We assume that the LSF depends on the evaluation of an elliptic PDE with stochastic diffusion parameter and Dirichlet boundary condition. We have shown in Theorem 2.12 under certain assumptions, that the approximation error of the probability of failure behaves as the PDE discretization error multiplied by the FORM estimate of the probability of failure. Moreover, we have shown in Proposition 2.11 that the relative error of the FORM estimates behaves as the PDE discretization error. If the LSF is affine linear with respect to the stochastic parameter, the derived error bound gives an upper bound for the relative approximation error of the probability of failure.

Our provided error bounds are only applicable for uniformly elliptic and bounded diffusion coefficients. We outline an idea to treat pathwise elliptic and bounded diffusion coefficients. However, we have not provided a complete proof. In several numerical experiments, we observe that our provided error bounds also hold true for pathwise elliptic and bounded diffusion coefficients. In these experiments, we have shown that the approximation error of the probability of failure indeed behaves as the derived error bound given in Theorem 2.12. The same holds true for the bound of the relative error of the FORM estimates given in Proposition 2.11.

The manuscript can be used as a starting point to derive an error bound, which is applicable for a broader range of LSFs. The derivation of an error bound for the relative error,

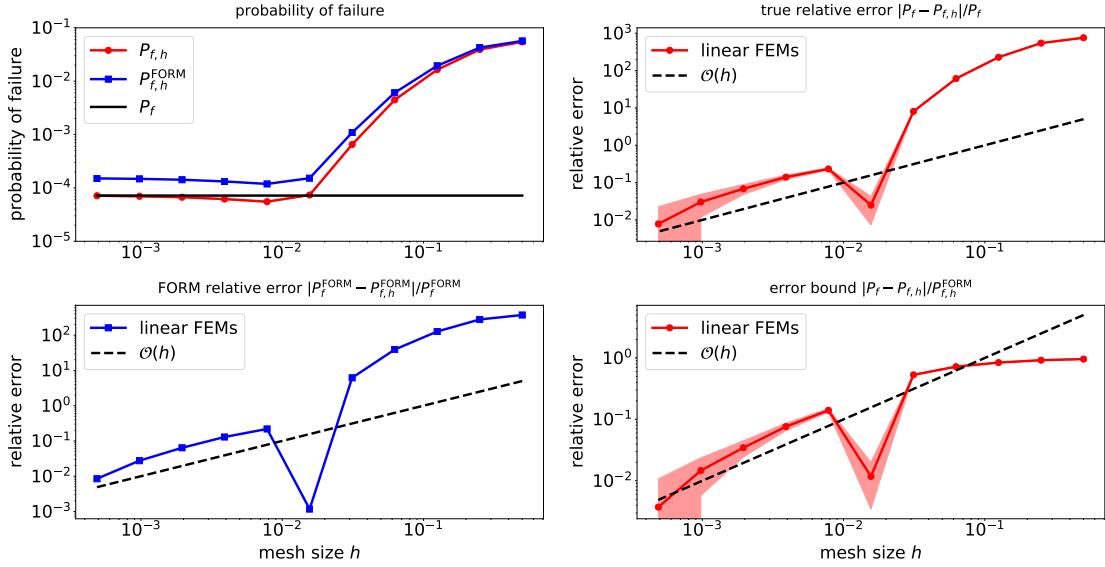


Figure 9: Upper left: reference probability of failure P_f , approximations $P_{f,h}$ and FORM estimates $P_{f,h}^{\text{FORM}}$. Upper right: relative error of the approximations $P_{f,h}$ with respect to the reference probability P_f . Lower left: relative error of the approximate FORM estimate $P_{f,h}^{\text{FORM}}$ with respect to the reference P_f^{FORM} . Lower right: derived bound of the error $|P_f - P_{f,h}|$. The dashed black lines show the order of convergence. The red areas show the standard deviations of the estimates.

which does not consist of the FORM estimate, is still of high interest.

Acknowledgments

We would like to acknowledge the insightful discussion with Daniel Walter about a-priori error estimates for optimal control.

References

- [1] M. ABRAMOWITZ AND I. A. STEGUN, *Handbook of Mathematical Functions with Formulas, Graphs, and Mathematical Tables*, U.S. Department of Commerce, National Bureau of Standards, 1964.
- [2] J. M. BORWEIN AND A. S. LEWIS, *Convex Analysis and Nonlinear Optimization, Theory and Examples*, Springer, New York, NY, 2 ed., 2006, <https://doi.org/10.1007/978-0-387-31256-9>.
- [3] D. BRAESS, *Finite Elements: Theory, Fast Solvers, and Applications in Solid Mechanics*, Cambridge University Press, 3 ed., 2007, <https://doi.org/10.1017/CB09780511618635>.
- [4] J. CHARRIER, R. SCHEICHL, AND A. L. TECKENTRUP, *Finite element error analysis of elliptic PDEs with random coefficients and its application to multilevel Monte Carlo methods*, SIAM Journal on Numerical Analysis, 51 (2013), pp. 322–352, <https://doi.org/10.1137/110853054>.

- [5] F. J. CORNATON, Y. PARK, S. D. NORMANI, E. A. SUDICKY, AND J. F. SYKES, *Use of groundwater lifetime expectancy for the performance assessment of a deep geologic waste repository*, Water Resources Research, 44 (2008), <https://doi.org/10.1029/2007WR006208>.
- [6] A. DER KIUREGHIAN AND P.-L. LIU, *Structural reliability under incomplete probability information*, Journal of Engineering Mechanics, 112 (1986), pp. 85–104, [https://doi.org/10.1061/\(ASCE\)0733-9399\(1986\)112:1\(85\)](https://doi.org/10.1061/(ASCE)0733-9399(1986)112:1(85)).
- [7] J. DOUGLAS, T. DUPONT, AND L. WAHLBIN, *Optimal L_∞ error estimates for Galerkin approximations to solutions of two-point boundary value problems*, Mathematics of Computation, 29 (1975), pp. 475–483, <https://doi.org/10.1090/S0025-5718-1975-0371077-0>.
- [8] D. ELFVERSON, F. HELLMAN, AND A. MÅLQVIST, *A multilevel Monte Carlo method for computing failure probabilities*, SIAM/ASA Journal on Uncertainty Quantification, 4 (2016), pp. 312–330, <https://doi.org/10.1137/140984294>.
- [9] O. G. ERNST, B. SPRUNGK, AND H.-J. STARKLOFF, *Analysis of the ensemble and polynomial chaos Kalman filters in Bayesian inverse problems*, SIAM/ASA Journal on Uncertainty Quantification, 3 (2015), pp. 823–851, <https://doi.org/10.1137/140981319>.
- [10] L. C. EVANS, *Partial Differential Equations*, American Mathematical Society, 2 ed., 2010.
- [11] R. EYMARD, T. GALLOUËT, AND R. HERBIN, *Finite volume methods*, in Solution of Equation in \mathbb{R}^n (Part 3), Techniques of Scientific Computing (Part 3), vol. 7 of Handbook of Numerical Analysis, Elsevier, 2000, pp. 713–1018, [https://doi.org/10.1016/S1570-8659\(00\)07005-8](https://doi.org/10.1016/S1570-8659(00)07005-8).
- [12] G. A. FENTON AND D. V. GRIFFITHS, *Bearing-capacity prediction of spatially random $c - \phi$ soils*, Canadian Geotechnical Journal, 40 (2003), pp. 54–65, <https://doi.org/10.1139/t02-086>.
- [13] A. GARBUNO-INIGO, F. HOFFMANN, W. LI, AND A. M. STUART, *Interacting langevin diffusions: Gradient structure and ensemble Kalman sampler*, SIAM Journal on Applied Dynamical Systems, 19 (2020), pp. 412–441, <https://doi.org/10.1137/19M1251655>.
- [14] R. GHANEM AND P. SPANOS, *Stochastic Finite Elements: A Spectral Approach*, Springer-Verlag, New York, 1991, <https://doi.org/10.1007/978-1-4612-3094-6>.
- [15] R. D. GORDON, *Values of Mills' ratio of area to bounding ordinate and of the normal probability integral for large values of the argument*, Ann. Math. Statist., 12 (1941), pp. 364–366, <https://doi.org/10.1214/aoms/1177731721>.
- [16] W. HACKBUSCH, *Elliptic Differential Equations*, Springer Series in Computational Mathematics, Springer, Berlin, Heidelberg, 2 ed., 2017, <https://doi.org/10.1007/978-3-662-54961-2>.
- [17] A. HASOFER AND N. LIND, *An exact and invariant first order reliability format*, Journal of Engineering Mechanics, 100 (1974), pp. 111–121.

- [18] M. HOHENBICHLER AND R. RACKWITZ, *Non-normal dependent vectors in structural safety*, Journal of the Engineering Mechanics Division, 107 (1981), pp. 1227–1238.
- [19] A. KIUREGHIAN, *First- and second-order reliability methods*, in Engineering Design Reliability Handbook, E. Nikolaidis, D. M. Ghiocel, and S. Singhal, eds., CRC Press, 2004, ch. 14.
- [20] R. J. LEVEQUE, *Finite Difference Methods for Ordinary and Partial Differential Equations*, Society for Industrial and Applied Mathematics, 2007, <https://doi.org/10.1137/1.9780898717839>.
- [21] G. J. LORD, C. E. POWELL, AND T. SHARDLOW, *An Introduction to Computational Stochastic PDEs*, Cambridge Texts in Applied Mathematics, Cambridge University Press, 2014, <https://doi.org/10.1017/CB09781139017329>.
- [22] U. NOSECK, D. BECKER, C. FAHRENHOLZ, E. FEIN, J. FLÜGGE, K.-P. KRÖHN, J. MÖNIG, I. MÜLLER-LYDA, T. ROTHFUCHS, A. RÜBEL, AND J. WOLF, *Assessment of the long-term safety of repositories*, Gesellschaft für Anlage und Reaktorsicherheit (GRS) mbH, 2008, <https://www.grs.de/sites/default/files/pdf/GRS-237.pdf>.
- [23] F. W. OLVER, D. W. LOZIER, R. F. BOISVERT, AND C. W. CLARK, *NIST Handbook of Mathematical Functions*, Cambridge University Press, USA, 1 ed., 2010.
- [24] I. PAPAIOANNOU, C. PAPADIMITRIOU, AND D. STRAUB, *Sequential importance sampling for structural reliability analysis*, Structural Safety, 62 (2016), pp. 66–75, <https://doi.org/10.1016/j.strusafe.2016.06.002>.
- [25] B. PEHERSTORFER, B. KRAMER, AND K. WILLCOX, *Multifidelity preconditioning of the cross-entropy method for rare event simulation and failure probability estimation*, SIAM/ASA Journal on Uncertainty Quantification, 6 (2018), pp. 737–761, <https://doi.org/10.1137/17M1122992>.
- [26] R. RANNACHER AND B. VEXLER, *A priori error estimates for the finite element discretization of elliptic parameter identification problems with pointwise measurements*, SIAM Journal on Control and Optimization, 44 (2005), pp. 1844–1863, <https://doi.org/10.1137/040611100>.
- [27] C. RASMUSSEN AND C. WILLIAMS, *Gaussian Processes for Machine Learning*, Adaptive Computation and Machine Learning, MIT Press, 1 ed., 2006.
- [28] G. STRANG AND G. J. FIX, *An Analysis of the Finite Element Method*, Wellesley-Cambridge Press, 2 ed., 1997.
- [29] D. STRAUB, I. PAPAIOANNOU, AND W. BETZ, *Bayesian analysis of rare events*, Journal of Computational Physics, 314 (2016), pp. 538–556, <https://doi.org/10.1016/j.jcp.2016.03.018>.
- [30] A. L. TECKENTRUP, R. SCHEICHL, M. B. GILES, AND E. ULLMANN, *Further analysis of multilevel Monte Carlo methods for elliptic PDEs with random coefficients*, Numerische Mathematik, 125 (2013), pp. 569–600, <https://doi.org/10.1007/s00211-013-0546-4>.

- [31] E. ULLMANN AND I. PAPAIOANNOU, *Multilevel estimation of rare events*, SIAM/ASA Journal on Uncertainty Quantification, 3 (2015), pp. 922–953, <https://doi.org/10.1137/140992953>.
- [32] B. VEXLER, *Adaptive Finite Element Methods for Parameter Identification Problems*, PhD thesis, University of Heidelberg, 2004, <https://doi.org/10.11588/heidok.00004603>.
- [33] F. WAGNER, J. LATZ, I. PAPAIOANNOU, AND E. ULLMANN, *Multilevel sequential importance sampling for rare event estimation*, SIAM Journal on Scientific Computing, 42 (2020), pp. A2062–A2087, <https://doi.org/10.1137/19M1289601>.