

Adaptive estimator for a parabolic linear SPDE with a small noise

¹Yusuke Kaino and ^{1,2,3}Masayuki Uchida

¹Graduate School of Engineering Science, Osaka University

²Center for Mathematical Modeling and Data Science (MMDS), Osaka University and

³JST CREST, Toyonaka, Osaka 560-8531, Japan

August 13, 2020

Abstract. We deal with parametric estimation for a parabolic linear second order stochastic partial differential equation (SPDE) with a small dispersion parameter based on high frequency data which are observed in time and space. By using the thinned data with respect to space obtained from the high frequency data, the minimum contrast estimators of two coefficient parameters of the SPDE are proposed. With these estimators and the thinned data with respect to time obtained from the high frequency data, we construct an approximation of the coordinate process of the SPDE. Using the approximate coordinate process, we obtain the adaptive estimator of a coefficient parameter of the SPDE. Moreover, we give simulation results of the proposed estimators of the SPDE.

Key words and phrases: adaptive estimation, high frequency data, small diffusion process, stochastic partial differential equation, thinned data

1 Introduction

We treat parametric estimation of a linear parabolic stochastic partial differential equation (SPDE) with one space dimension and a small dispersion parameter $\epsilon \in (0, 1]$.

$$dX_t(y) = \left(\theta_2 \frac{\partial^2 X_t(y)}{\partial y^2} + \theta_1 \frac{\partial X_t(y)}{\partial y} + \theta_0 X_t(y) \right) dt + \epsilon dB_t(y), \quad (t, y) \in [0, T] \times [0, 1], \quad (1)$$

$$X_t(0) = X_t(1) = 0, \quad t \in [0, T], \quad X_0(y) = \xi, \quad y \in [0, 1],$$

where ϵ is known, $T > 0$, B_t is defined as a cylindrical Brownian motion in the Sobolev space on $[0, 1]$, an unknown parameter $\theta = (\theta_0, \theta_1, \theta_2)$ and $\theta_0, \theta_1 \in \mathbb{R}$, $\theta_2 > 0$, and the parameter space Θ is a compact convex subset of $\mathbb{R}^2 \times (0, \infty)$. Moreover, the true value of parameter $\theta^* = (\theta_0^*, \theta_1^*, \theta_2^*)$ and we assume that $\theta^* \in \text{Int}(\Theta)$. The data are discrete observations $\mathbf{X}_{N,M} = \{X_{t_{i:N}}(y_{j:M})\}_{i=1, \dots, N, j=1, \dots, M}$ with $t_{i:N} = i \frac{T}{N}$ and $y_{j:M} = \frac{j}{M}$.

Statistical inference for SPDE models based on high frequency data has been developed by some researchers, see, for example, Cont (2005), Cialenco and Huang (2020), Bibinger and Trabs (2020) and Hildebrandt (2019). Recently, Kaino and Uchida (2020) studied adaptive maximum likelihood (ML) type estimators of the coefficient parameters of the parabolic linear second order SPDE model. Hildebrandt and Trabs (2019) proposed a contrast function with double increments for the parabolic linear second order SPDE model. They obtained the minimum contrast

estimators of the coefficient parameters of the SPDE model and showed that the estimators have asymptotic normality.

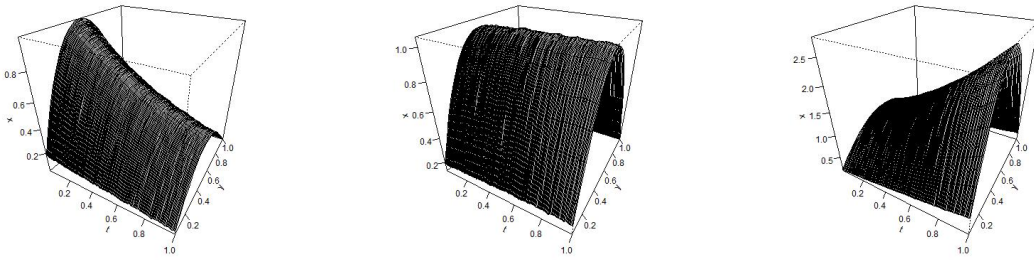
In this paper, we propose adaptive maximum likelihood (ML) type estimator of the coefficient parameter $\theta = (\theta_0, \theta_1, \theta_2)$ of the parabolic linear second order SPDE (1) with a small dispersion parameter ϵ . For $k \in \mathbb{N}$, the coordinate process $x_k(t)$ of the SPDE model (1) is

$$x_k(t) = \int_0^1 X_t(y) \sqrt{2} \sin(\pi k y) \exp\left(\frac{\eta y}{2}\right) dy, \quad (2)$$

where $\eta = \frac{\theta_1}{\theta_2}$. Note that the coordinate process (2) is the Ornstein-Uhlenbeck process with a small dispersion parameter ϵ as follows.

$$dx_k(t) = -\lambda_k x_k(t) dt + \epsilon dw_k(t),$$

where for $k \in \mathbb{N}$, $\lambda_k = -\theta_0 + \frac{\theta_1^2}{4\theta_2} + \pi^2 k^2 \theta_2$ and $(w_k(t))_{t \geq 0}$ is independent real-valued Brownian motions. Moreover, the initial value $x_k(0)$ is defined in (3) below. For details of the coordinate process, see Bibinger and Trabs (2020). In fact, λ_k is a very important parameter. Figure 1 below is the sample paths with the initial condition $\xi(y) = 4y(1-y)$, where θ_1 , θ_2 and ϵ are fixed and only θ_0 is changed. The rough shape of the sample path depends on the value of λ_1 . For the case that λ_1 is positive, when y is fixed and t tends to 1, the value of $X_t(y)$ approaches 0. In case that λ_1 is close to 0, for y being fixed and any $t \in [0, 1]$, the value of $X_t(y)$ does not change. When λ_1 is negative, the value of $X_t(y)$ increases. Figure 2 shows the sample path viewed from the t -axis side. Figure 3 is a cross section of the sample path at $y = 0.5$, which means the sample path $X_t(0.5)$.

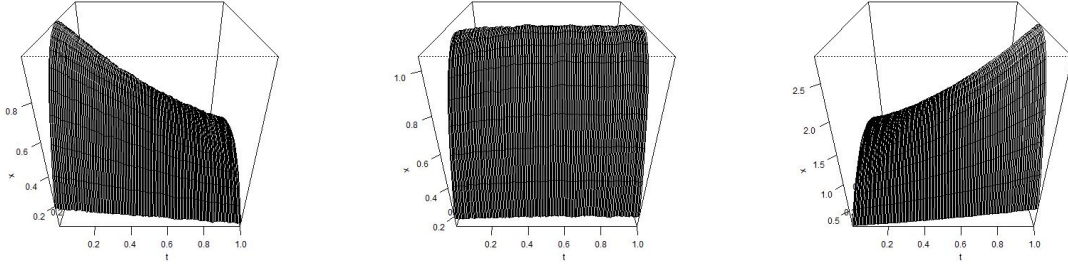


(a) $\theta = (1, 0.2, 0.2)$, $\lambda_1 \approx 1$,
 $\epsilon = 0.01$

(b) $\theta = (2, 0.2, 0.2)$, $\lambda_1 \approx 0.02$,
 $\epsilon = 0.01$

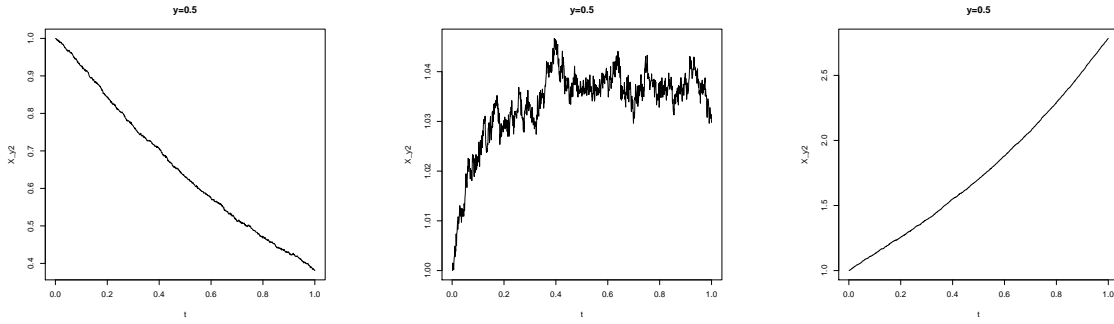
(c) $\theta = (3, 0.2, 0.2)$, $\lambda_1 \approx -1$,
 $\epsilon = 0.01$

Figure 1: Sample paths with $\lambda_1 \approx 1, 0.02, -1$



(a) $\theta = (1, 0.2, 0.2)$, $\lambda_1 \approx 1$, $\epsilon = 0.01$ (b) $\theta = (2, 0.2, 0.2)$, $\lambda_1 \approx 0.02$, $\epsilon = 0.01$ (c) $\theta = (3, 0.2, 0.2)$, $\lambda_1 \approx -1$, $\epsilon = 0.01$

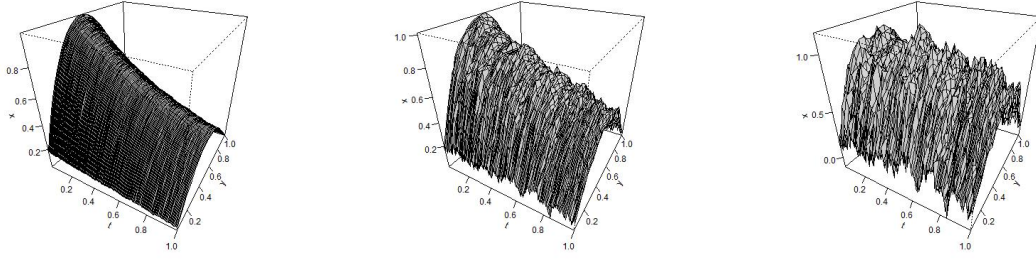
Figure 2: Sample paths with $\lambda_1 \approx 1, 0.02, -1$ (t -axis side)



(a) $\theta = (1, 0.2, 0.2)$, $\lambda_1 \approx 1$, $\epsilon = 0.01$ (b) $\theta = (2, 0.2, 0.2)$, $\lambda_1 \approx 0.02$, $\epsilon = 0.01$ (c) $\theta = (3, 0.2, 0.2)$, $\lambda_1 \approx -1$, $\epsilon = 0.01$

Figure 3: Sample paths with $\lambda_1 \approx 1, 0.02, -1$ ($X_t(y)$ at $y = 0.5$)

Figures 4-6 are the sample paths with the initial condition $\xi(y) = 4y(1 - y)$, where θ_0 , θ_1 and θ_2 are fixed and only ϵ is changed. For three kinds of λ_1 , which are positive, near 0 and negative, it can be seen that in all cases, the noise of SPDE (1) increases as ϵ increases.

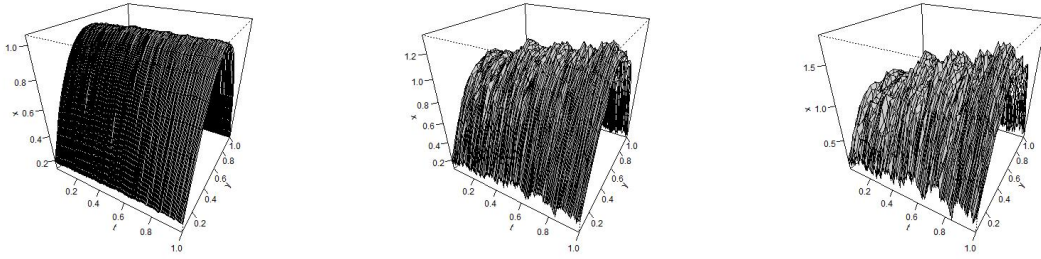


(a) $\theta = (1, 0.2, 0.2)$, $\lambda_1 \approx 1$,
 $\epsilon = 0.01$

(b) $\theta = (1, 0.2, 0.2)$, $\lambda_1 \approx 1$,
 $\epsilon = 0.1$

(c) $\theta = (1, 0.2, 0.2)$, $\lambda_1 \approx 1$,
 $\epsilon = 0.25$

Figure 4: Sample paths with $\epsilon = 0.01, 0.1, 0.25$, $\lambda_1 \approx 1$

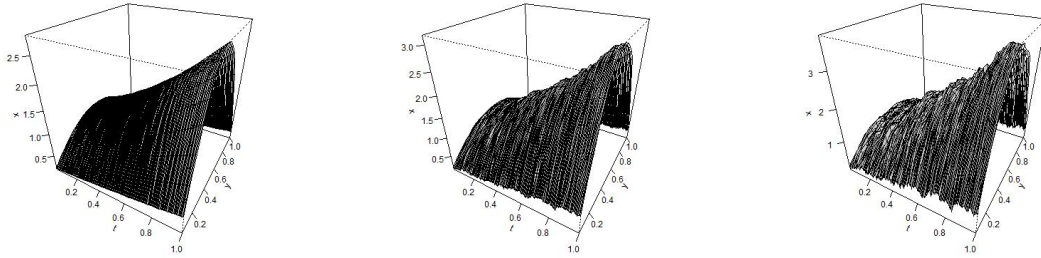


(a) $\theta = (2, 0.2, 0.2)$, $\lambda_1 \approx 0.02$,
 $\epsilon = 0.01$

(b) $\theta = (2, 0.2, 0.2)$, $\lambda_1 \approx 0.02$,
 $\epsilon = 0.1$

(c) $\theta = (2, 0.2, 0.2)$, $\lambda_1 \approx 0.02$,
 $\epsilon = 0.25$

Figure 5: Sample paths with $\epsilon = 0.01, 0.1, 0.25$, $\lambda_1 \approx 0.02$



(a) $\theta = (3, 0.2, 0.2)$, $\lambda_1 \approx -1$,
 $\epsilon = 0.01$

(b) $\theta = (3, 0.2, 0.2)$, $\lambda_1 \approx -1$,
 $\epsilon = 0.1$

(c) $\theta = (3, 0.2, 0.2)$, $\lambda_1 \approx -1$,
 $\epsilon = 0.25$

Figure 6: Sample paths with $\epsilon = 0.01, 0.1, 0.25$, $\lambda_1 \approx -1$

In order to estimate the unknown parameter λ_1 , we construct the estimators of three parameters θ_0 , θ_1 and θ_2 . For the properties of θ_0 , θ_1 and θ_2 , we can refer Kaino and Uchida (2020).

First of all, we can get the minimum contrast estimator $(\hat{\theta}_1, \hat{\theta}_2)$ of (θ_1, θ_2) in the same way as in Bibinger and Trabs (2020). Next, using the minimum contrast estimator $(\hat{\theta}_1, \hat{\theta}_2)$, we obtain the following approximate coordinate process

$$\hat{x}_k(t) = \frac{1}{M} \sum_{j=1}^M X_t(y_{j:M}) \sqrt{2} \sin(\pi k y_{j:M}) \exp\left(\frac{\hat{\theta}_1 y_{j:M}}{2\hat{\theta}_2}\right)$$

and the adaptive ML type estimator $\hat{\theta}_0$ of θ_0 is constructed by using the property that the coordinate process (2) is a small diffusion process. Using statistical inference for small diffusion process and the thinned data of the approximate coordinate process $\hat{x}_k(t)$, we can show that the adaptive ML type estimator $\hat{\theta}_0$ of θ_0 has asymptotic normality under some regularity conditions. For details of statistical inference for small diffusion processes, see Kutoyants (1984, 1994), Genon-Catalot (1990), Laredo (1990), Sørensen and Uchida (2003), Gloter and Sørensen (2009), Guy et. al. (2014) and Kaino and Uchida (2018a). For adaptive ML type estimators and thinned data for diffusion type processes, see for example, Uchida and Yoshida (2012) and Kaino and Uchida (2018b). Furthermore, in order to illustrate the asymptotic performance of the estimators of the coefficient parameters of the parabolic linear second order SPDE model based on high-frequency data, some examples and simulation results of the estimators $\hat{\theta}_0$, $\hat{\theta}_1$ and $\hat{\theta}_2$ are given.

This paper is organized as follows. In Section 2, we first introduce the minimum contrast estimator of (θ_1, θ_2) in the SPDE model based on the high frequency data in the fixed region $[0, T] \times [0, 1]$. Next, the adaptive ML type estimator of θ_0 is constructed by using the minimum contrast estimator $(\hat{\theta}_1, \hat{\theta}_2)$ and the approximate coordinate process. It is shown that the adaptive ML type estimator $\hat{\theta}_0$ has asymptotic normality. In Section 3, we give some examples and simulation results of the asymptotic behavior of the estimator $(\hat{\theta}_0, \hat{\theta}_1, \hat{\theta}_2)$ proposed in Section 2. The theoretical results in Section 2 are proved in Section 4.

2 Estimation of θ_1 , θ_2 and θ_0

For real-valued functions f and g defined on $[0, 1]$, let $\langle f, g \rangle_\theta = \int_0^1 e^{y\theta_1/\theta_2} f(y)g(y)dy$ and $\|f\|_\theta = \sqrt{\langle f, f \rangle_\theta}$. Moreover, set $H_\theta = \{f : [0, 1] \rightarrow \mathbb{R} : \|f\|_\theta < \infty, f(0) = f(1) = 0\}$.

The differential operator is given by

$$A_\theta = \theta_0 + \theta_1 \frac{\partial}{\partial y} + \theta_2 \frac{\partial^2}{\partial y^2},$$

and the eigenfunctions e_k of A_θ and the corresponding eigenvalues $-\lambda_k$ are defined as

$$\begin{aligned} e_k(y) &= \sqrt{2} \sin(\pi k y) \exp\left(-\frac{\theta_1}{2\theta_2} y\right), \quad y \in [0, 1], \\ \lambda_k &= -\theta_0 + \frac{\theta_1^2}{4\theta_2} + \pi^2 k^2 \theta_2. \end{aligned}$$

We then obtain that for $k \in \mathbb{N}$,

$$A_\theta e_k = -\lambda_k e_k.$$

The coordinate process is defined as

$$\begin{aligned} x_k(t) &= \langle X_t, e_k \rangle_\theta = \int_0^1 \exp\left(\frac{\theta_1}{\theta_2} y\right) X_t(y) e_k(y) dy \\ &= \int_0^1 X_t(y) \sqrt{2} \sin(\pi k y) \exp\left(\frac{\theta_1 y}{2\theta_2}\right) dy. \end{aligned}$$

Here we note that the random field $X_t(y)$ is

$$X_t(y) = \sum_{k=1}^{\infty} x_k(t) e_k(y).$$

Moreover, as we stated in Introduction section, we notice that $x_k(t)$ is the Ornstein-Uhlenbeck process as follows.

$$dx_k(t) = -\lambda_k x_k(t) dt + \epsilon dw_k(t), \quad x_k(0) = \langle \xi, e_k \rangle_\theta, \quad (3)$$

where $(w_k(t))_{t \geq 0}, k \in \mathbb{N}$ is independent real-valued Brownian motions.

We assume that $\lambda_1^* > 0$. Furthermore, we make the following assumption.

[A1] ξ is non-random, $\|A_\theta^{1/2} \xi\|_\theta^2 < \infty$ and $\langle \xi, e_1 \rangle_\theta \neq 0$.

The data are discrete observations $\bar{\mathbf{X}}_{N, \bar{M}} = \{X_{t_{i:N}}(\bar{y}_{j:M})\}_{i=1, \dots, N, j=1, \dots, \bar{M}}$ with $t_{i:N} = i \frac{T}{N}$, $\bar{y}_{j:M} = \delta + \frac{j-1}{M}$ and $\bar{M} = 1 + [(1 - 2\delta)M]$ for $\delta \in (0, 1/2)$. Let $m \leq \bar{M}$ and $\tilde{y}_{j:m} = \delta + \left[\frac{\bar{M}}{m}\right] \frac{j-1}{M}$ for $j = 1, \dots, m$.

Assume that $m \leq N^\rho$ for $\rho \in (0, 1/2)$. Let

$$Z_{j:m} = \frac{1}{N \sqrt{t_{1:N}}} \sum_{i=1}^N (X_{t_{i:N}}(\tilde{y}_{j:m}) - X_{t_{i-1:N}}(\tilde{y}_{j:m}))^2.$$

Setting that the contrast function is

$$U_{N,m}(\theta_1, \theta_2) = \frac{1}{m} \sum_{j=1}^m \left(\frac{1}{\epsilon^2} Z_{j:m} - \frac{1}{\sqrt{\pi \theta_2}} \exp\left(-\frac{\theta_1}{\theta_2} \tilde{y}_{j:m}\right) \right)^2,$$

the minimum contrast estimator of θ_1 and θ_2 are defined as

$$(\hat{\theta}_1, \hat{\theta}_2) = \arg \inf_{\theta_1, \theta_2} U_{N,m}(\theta_1, \theta_2).$$

Let $N_2 \leq N$, $s_{i:N_2} = \left[\frac{N}{N_2}\right] t_{i:N} = i \left[\frac{N}{N_2}\right] \frac{T}{N}$ for $i = 1, \dots, N_2$ and $\delta_{N_2} = s_{i:N_2} - s_{i-1:N_2} = \left[\frac{N}{N_2}\right] \frac{T}{N}$. The approximate coordinate process $\hat{x}_k(t)$ is given by

$$\hat{x}_k(t) = \frac{1}{M} \sum_{j=1}^M X_t(y_{j:M}) \sqrt{2} \sin(\pi k y_{j:M}) \exp\left(\frac{\hat{\theta}_1 y_{j:M}}{2\hat{\theta}_2}\right)$$

and $\hat{\mathbf{x}}_k = \{\hat{x}_k(s_{i:N_2})\}_{i=1,\dots,N_2}$ are the thinned data of the approximate coordinate process. The quasi log-likelihood function based on the thinned data $\hat{\mathbf{x}}_k$ are given by

$$l_{N_2}(\lambda_k | \hat{\mathbf{x}}_k) = - \sum_{i=1}^{N_2} \left\{ \frac{1}{2} \log \left(\frac{\epsilon^2(1 - \exp(-2\lambda_k \delta_{N_2}))}{2\lambda_k} \right) + \frac{(\hat{x}_k(s_{i:N_2}) - \exp(-\lambda_k \delta_{N_2}) \hat{x}_k(s_{i-1:N_2}))^2}{\frac{2\epsilon^2(1 - \exp(-2\lambda_k \delta_{N_2}))}{2\lambda_k}} \right\}.$$

The adaptive ML type estimator of λ_k is defined as

$$\hat{\lambda}_k = \arg \sup_{\lambda_k} l_{N_2}(\lambda_k | \hat{\mathbf{x}}_k).$$

If we set $k = 1$, then $\lambda_1^* = -\theta_0^* + \frac{(\theta_1^*)^2}{4\theta_2^*} + \pi^2\theta_2^*$. The adaptive ML type estimator of θ_0 is given by

$$\hat{\theta}_0 = -\hat{\lambda}_1 + \frac{\hat{\theta}_1^2}{4\hat{\theta}_2} + \pi^2\hat{\theta}_2.$$

Let $\eta^* = \frac{\theta_1^*}{\theta_2^*}$, $I(r) = 2\sqrt{r+1} - \sqrt{r+2} - \sqrt{r}$,

$$\begin{aligned} \Gamma &= \frac{1}{\pi} \sum_{r=0}^{\infty} I(r)^2 + \frac{2}{\pi}, \\ G(\lambda^*) &= \frac{x_1(0)^2}{2\lambda^*} (1 - e^{-2\lambda^*}), \\ \begin{pmatrix} J_{1,1} & J_{1,2} \\ J_{1,2} & J_{2,2} \end{pmatrix} &= \frac{1}{\theta_2^*} \pi \Gamma W V^{-1} U V^{-1} W^T, \end{aligned}$$

where

$$\begin{aligned} U &= \begin{pmatrix} \int_{\delta}^{1-\delta} e^{-4\eta^* y} dy & -\frac{1}{\sqrt{\theta_2^*}} \int_{\delta}^{1-\delta} y e^{-4\eta^* y} dy \\ -\frac{1}{\sqrt{\theta_2^*}} \int_{\delta}^{1-\delta} y e^{-4\eta^* y} dy & \frac{1}{\theta_2^*} \int_{\delta}^{1-\delta} y^2 e^{-4\eta^* y} dy \end{pmatrix}, \\ V &= \begin{pmatrix} \int_{\delta}^{1-\delta} e^{-2\eta^* y} dy & -\frac{1}{\sqrt{\theta_2^*}} \int_{\delta}^{1-\delta} y e^{-2\eta^* y} dy \\ -\frac{1}{\sqrt{\theta_2^*}} \int_{\delta}^{1-\delta} y e^{-2\eta^* y} dy & \frac{1}{\theta_2^*} \int_{\delta}^{1-\delta} y^2 e^{-2\eta^* y} dy \end{pmatrix}, \\ W &= \begin{pmatrix} -2(\theta_2^*)^{\frac{3}{2}} & 0 \\ -2\theta_1^*(\theta_2^*)^{\frac{1}{2}} & \theta_2^* \end{pmatrix} \end{aligned}$$

and W^T is the transpose of W .

Theorem 1 Assume $[A1]$, $m \rightarrow \infty$ and $m = O(N^\rho)$ for some $\rho \in (0, 1/2)$. Moreover assume that $\frac{1}{\epsilon\sqrt{N_2}} = O(1)$, $\epsilon\sqrt{N_2} = O(1)$, $\frac{Nm}{M^2} = O(1)$, $\frac{N_2}{M^{1-\rho_1}} \rightarrow 0$ for $\rho_1 \in (0, 1)$ and $\frac{N_2}{\epsilon^2 Nm} \rightarrow 0$. As $N_2, m \rightarrow \infty$ and $\epsilon \rightarrow 0$,

$$\begin{pmatrix} \sqrt{Nm}(\hat{\theta}_2 - \theta_2^*) \\ \sqrt{Nm}(\hat{\theta}_1 - \theta_1^*) \\ \epsilon^{-1}(\hat{\theta}_0 - \theta_0^*) \end{pmatrix} \xrightarrow{d} N \left(\begin{pmatrix} 0 \\ 0 \\ 0 \end{pmatrix}, \begin{pmatrix} J_{1,1} & J_{1,2} & 0 \\ J_{1,2} & J_{2,2} & 0 \\ 0 & 0 & G(\lambda_1^*)^{-1} \end{pmatrix} \right).$$

3 Simulation results

In the same way as Bibinger and Trabs (2020), the numerical solution of the SPDE (1) is generated by

$$\tilde{X}_{t_{i:N}}(y_{j:M}) = \sum_{k=1}^K x_k(t_{i:N}) e_k(y_{j:M}), \quad i = 1, \dots, N, j = 1, \dots, M, \quad (4)$$

where

$$x_k(t_{i:N}) = \exp\left(-\lambda_k \frac{T}{N}\right) x_k(t_{i-1:N}) + \sqrt{\frac{\epsilon^2(1 - \exp(-2\lambda_k \frac{T}{N}))}{2\lambda_k}} N(0, 1), \quad i = 1, \dots, N.$$

The number of iteration is 300.

3.1 Example 1

The true value of parameter $\theta^* = (\theta_0^*, \theta_1^*, \theta_2^*) = (0, 1, 0.2)$, $\lambda_1^* = 3.22$. We set that $N = 10^4$, $M = 10^4$, $K = 10^5$, $T = 1$, $x_1(0) = 3$, $\xi(y) = 4.2y(1 - y)$. When $N = M = 10^4$, the size of data $\mathbf{X}_{N,M}$ is about 1 GB. We used R language to compute the estimators of Theorems 1. The personal computer with Intel Gold 6128 (3.40GHz) was used for this simulation. Figure 7 is a sample path of $X_t(y)$ for $(t, y) \in [0, 1] \times [0, 1]$ when $(\theta_0^*, \theta_1^*, \theta_2^*, \epsilon) = (0, 1, 0.2, 0)$.

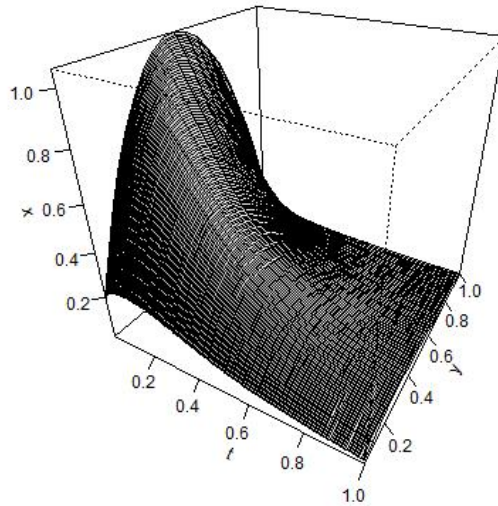


Figure 7: Sample path with $(\theta_0^*, \theta_1^*, \theta_2^*, \epsilon) = (0, 1, 0.2, 0)$, $\xi(y) = 4.2y(1 - y)$

3.1.1 $\epsilon = 0.1$

Figure 8 is a sample path of $X_t(y)$ for $(t, y) \in [0, 1] \times [0, 1]$ when $(\theta_0^*, \theta_1^*, \theta_2^*, \epsilon) = (0, 1, 0.2, 0.1)$. Table 1 is the simulation results of the means and the standard deviations (s.d.s) of $\hat{\theta}_1$, $\hat{\theta}_2$ and $\hat{\theta}_0$ with $(N, m, N_2) = (10^4, 99, 500)$. Figures 9-11 are the simulation results of the asymptotic distributions of $\hat{\theta}_1$, $\hat{\theta}_2$ and $\hat{\theta}_0$ with $(N, m, N_2) = (10^4, 99, 500)$. The left side of Figure 9 is the plot of the empirical distribution function of $\sqrt{Nm}(\hat{\theta}_1 - \theta_1^*)$ (black line) and the distribution function of $N(0, J_{1,1})$ (red line). The center of Figure 9 is the Q-Q plot of $\sqrt{Nm}(\hat{\theta}_1 - \theta_1^*)$ and $N(0, J_{1,1})$. The right side of Figure 9 is the plot of the histogram of $\sqrt{Nm}(\hat{\theta}_1 - \theta_1^*)$ and the density function of $N(0, J_{1,1})$ (red line). Figures 10 and 11 are the plots of the empirical distribution functions, the Q-Q plots and the histograms of $\sqrt{Nm}(\hat{\theta}_2 - \theta_2^*)$ and $\sqrt{\epsilon^{-1}}(\hat{\theta}_0 - \theta_0^*)$, respectively. From Figures 9-11, we can see that the proposed estimators have the asymptotic distribution in Theorem 1 and these estimators have good performance.

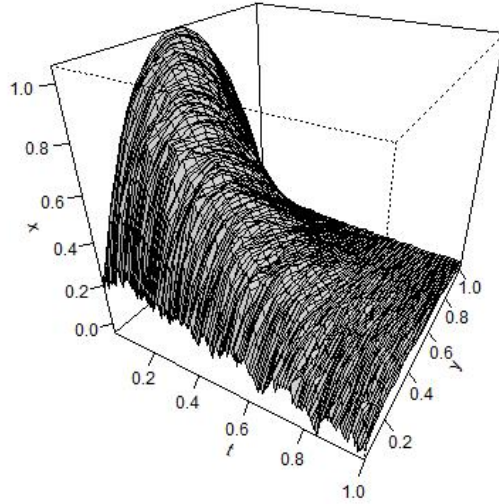


Figure 8: Sample path with $(\theta_0^*, \theta_1^*, \theta_2^*, \epsilon) = (0, 1, 0.2, 0.1)$, $\xi(y) = 4.2y(1 - y)$

Table 1: Simulation results of $\hat{\theta}_1$, $\hat{\theta}_2$ and $\hat{\theta}_0$ with $(N, m, N_2) = (10^4, 99, 500)$

	$\hat{\theta}_1$	$\hat{\theta}_2$	$\hat{\theta}_0$
true value	1	0.2	0
mean	1.001	0.200	0.010
s.d.	(0.007)	(0.001)	(0.084)

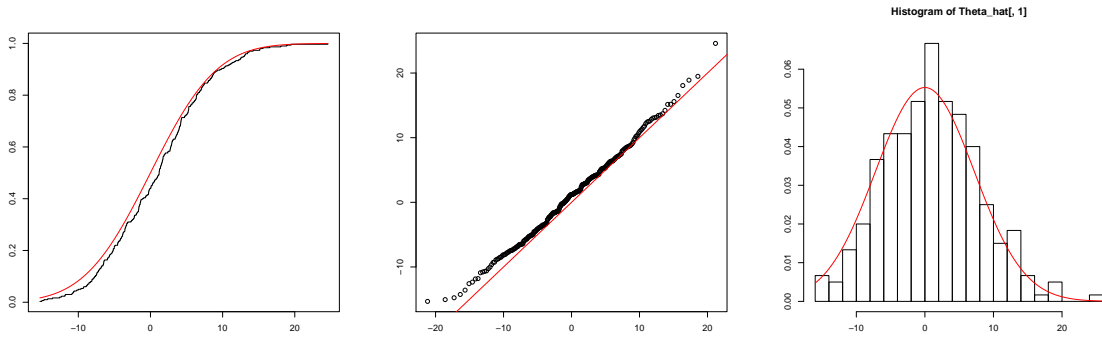


Figure 9: Simulation results of $\hat{\theta}_1$

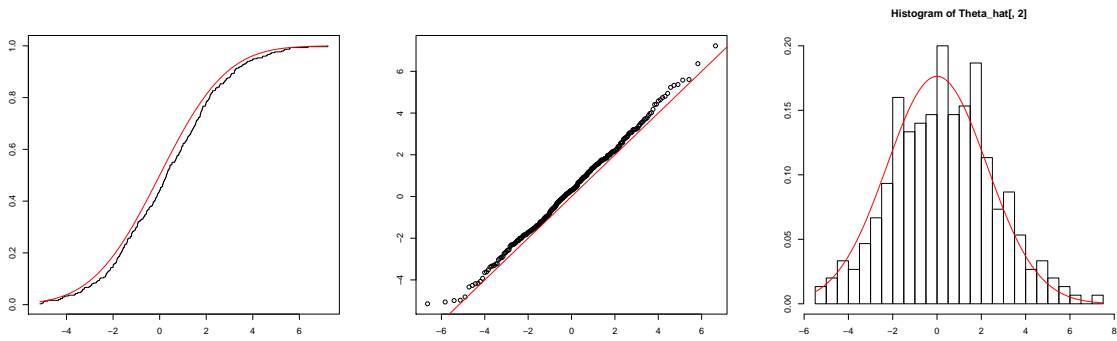


Figure 10: Simulation results of $\hat{\theta}_2$

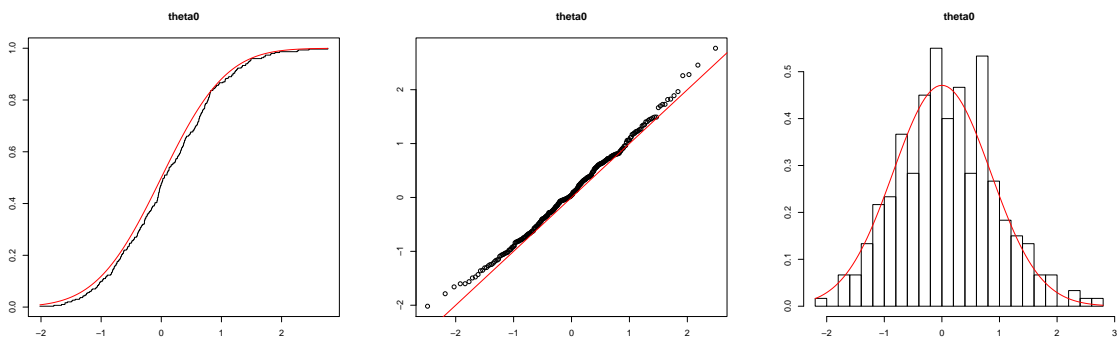


Figure 11: Simulation results of $\hat{\theta}_0$

3.1.2 $\epsilon = 0.25$

Figure 12 is a sample path of $X_t(y)$ for $(t, y) \in [0, 1] \times [0, 1]$ when $(\theta_0^*, \theta_1^*, \theta_2^*, \epsilon) = (0, 1, 0.2, 0.25)$. Table 2 is the simulation results of the means and the standard s.d.s of $\hat{\theta}_1$, $\hat{\theta}_2$ and $\hat{\theta}_0$ with $(N, m, N_2) = (10^4, 99, 500)$. Figures 13-15 are the simulation results of the asymptotic distributions of $\hat{\theta}_1$, $\hat{\theta}_2$ and $\hat{\theta}_0$ with $(N, m, N_2) = (10^4, 99, 500)$. It seems from Figures 13-15 that these estimators have good behaviour.

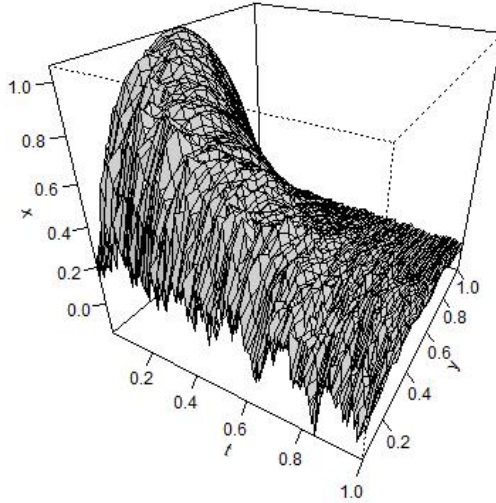
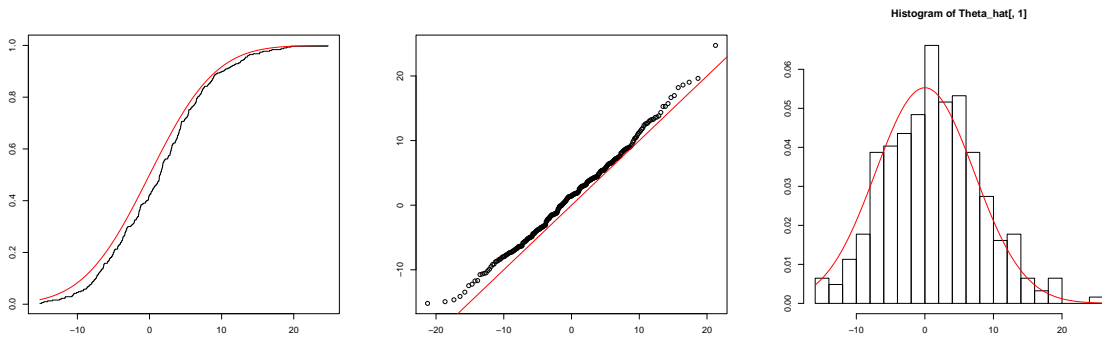
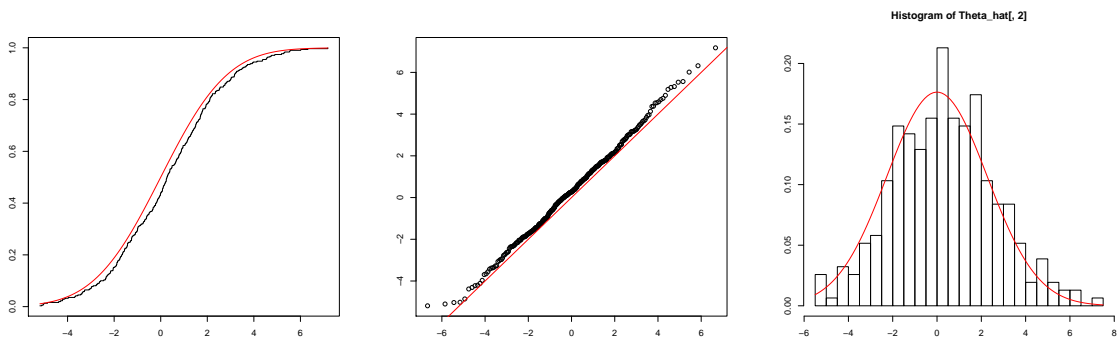
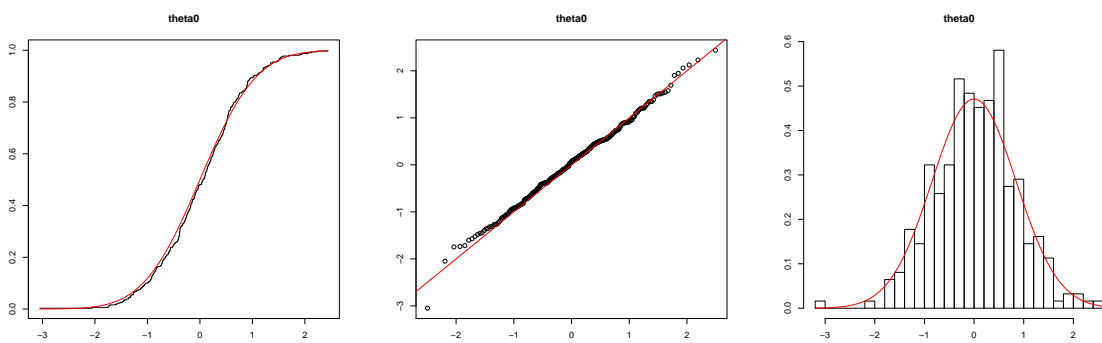


Figure 12: Sample path with $(\theta_0^*, \theta_1^*, \theta_2^*, \epsilon) = (0, 1, 0.2, 0.25)$, $\xi(y) = 4.2y(1 - y)$

Table 2: Simulation results of $\hat{\theta}_1$, $\hat{\theta}_2$ and $\hat{\theta}_0$ with $(N, m, N_2) = (10^4, 99, 500)$

	$\hat{\theta}_1$	$\hat{\theta}_2$	$\hat{\theta}_0$
true value	1	0.2	0
mean	1.002	0.201	0.009
s.d.	(0.007)	(0.002)	(0.188)

Figure 13: Simulation results of $\hat{\theta}_1$ Figure 14: Simulation results of $\hat{\theta}_2$ Figure 15: Simulation results of $\hat{\theta}_0$

3.1.3 $\epsilon = 0.5$

Figure 16 is a sample path of $X_t(y)$ for $(t, y) \in [0, 1] \times [0, 1]$ when $(\theta_0^*, \theta_1^*, \theta_2^*, \epsilon) = (0, 1, 0.2, 0.5)$. Table 3 is the simulation results of the means and the standard s.d.s of $\hat{\theta}_1$, $\hat{\theta}_2$ and $\hat{\theta}_0$ with $(N, m, N_2) = (10^4, 99, 500)$. Figures 17-19 are the simulation results of the asymptotic distributions of $\hat{\theta}_1$, $\hat{\theta}_2$ and $\hat{\theta}_0$ with $(N, m, N_2) = (10^4, 99, 500)$. Even if $\epsilon = 0.5$, we see from Figures 17-19 that the estimators stated in Theorem 1 have the asymptotic distribution and they have good performance.

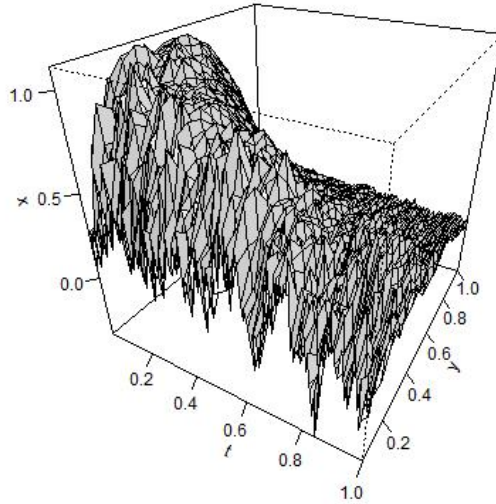


Figure 16: Sample path with $(\theta_0^*, \theta_1^*, \theta_2^*, \epsilon) = (0, 1, 0.2, 0.5)$, $\xi(y) = 4.2y(1 - y)$

Table 3: Simulation results of $\hat{\theta}_1$, $\hat{\theta}_2$ and $\hat{\theta}_0$ with $(N, m, N_2) = (10^4, 99, 500)$

	$\hat{\theta}_1$	$\hat{\theta}_2$	$\hat{\theta}_0$
true value	1	0.2	0
mean	1.002	0.201	-0.013
s.d.	(0.007)	(0.002)	(0.367)

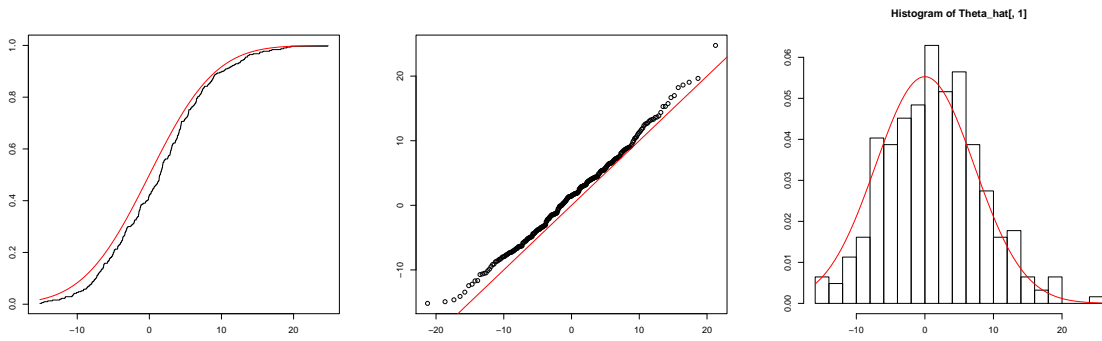


Figure 17: Simulation results of $\hat{\theta}_1$

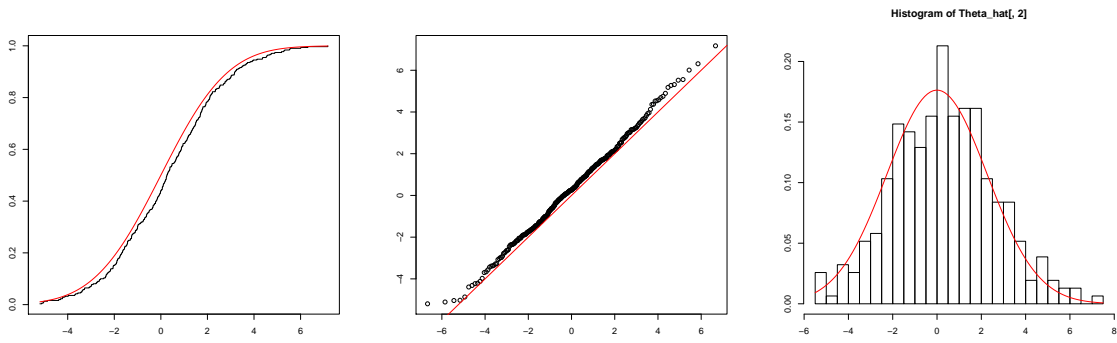


Figure 18: Simulation results of $\hat{\theta}_2$

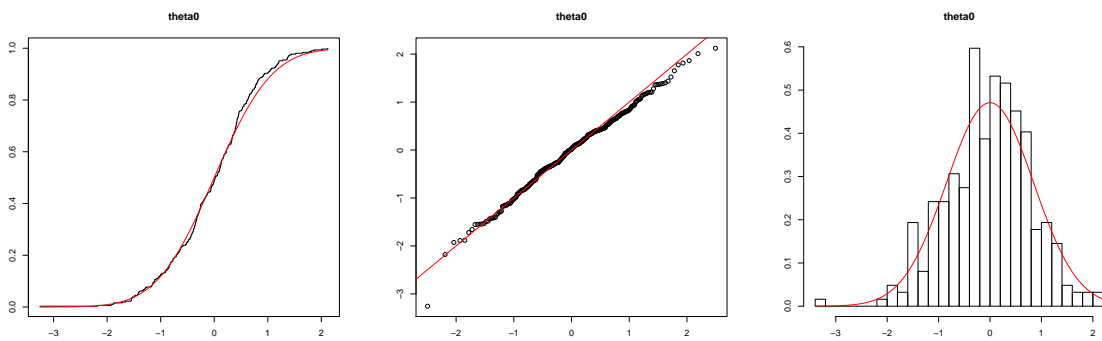


Figure 19: Simulation results of $\hat{\theta}_0$

3.1.4 $\epsilon = 0.75$

Figure 20 is a sample path of $X_t(y)$ for $(t, y) \in [0, 1] \times [0, 1]$ when $(\theta_0^*, \theta_1^*, \theta_2^*, \epsilon) = (0, 1, 0.2, 0.75)$. Table 4 is the simulation results of the means and the standard s.d.s of $\hat{\theta}_1$, $\hat{\theta}_2$ and $\hat{\theta}_0$ with $(N, m, N_2) = (10^4, 99, 500)$. Figures 21-23 are the simulation results of the asymptotic distributions of $\hat{\theta}_1$, $\hat{\theta}_2$ and $\hat{\theta}_0$ with $(N, m, N_2) = (10^4, 99, 500)$. From Figures 21-22, we can see that the estimator of (θ_1, θ_2) has the asymptotic distribution in Theorem 1. Although it seems from Figure 23 that the estimator of θ_0 has good performance, the deviation from the red line is larger than that in Figure 19.

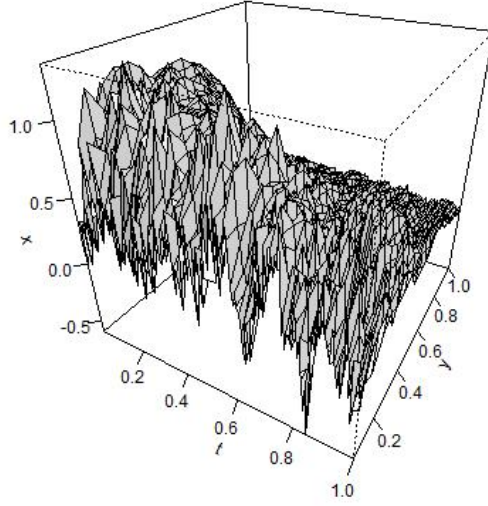
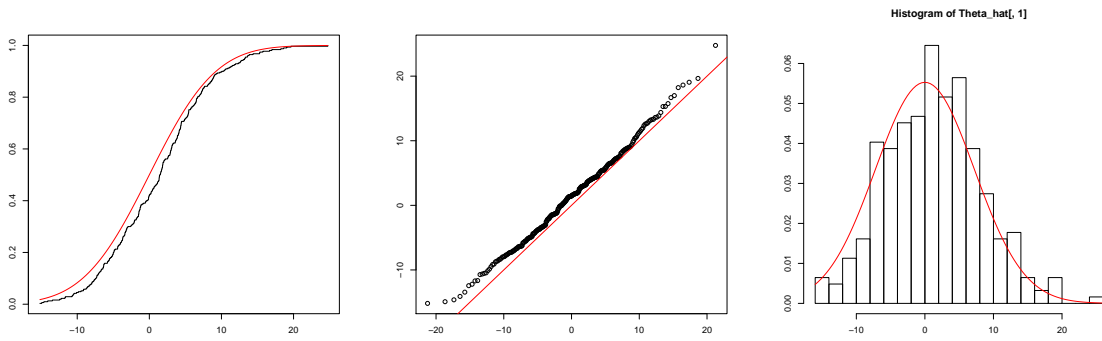
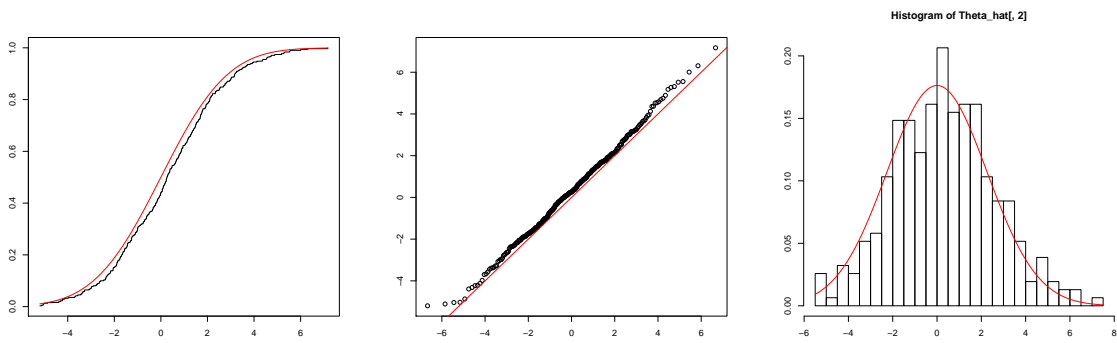
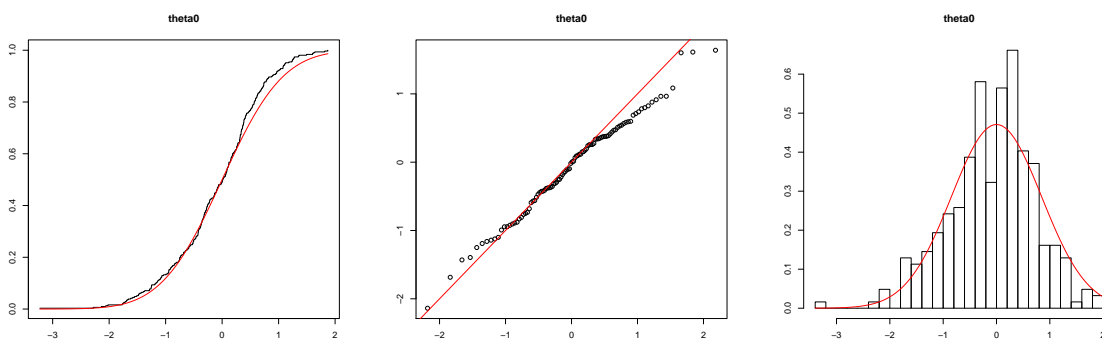


Figure 20: Sample path with $(\theta_0^*, \theta_1^*, \theta_2^*, \epsilon) = (0, 1, 0.2, 0.75)$, $\xi(y) = 4.2y(1 - y)$

Table 4: Simulation results of $\hat{\theta}_1$, $\hat{\theta}_2$ and $\hat{\theta}_0$ with $(N, m, N_2) = (10^4, 99, 500)$

	$\hat{\theta}_1$	$\hat{\theta}_2$	$\hat{\theta}_0$
true value	1	0.2	0
mean	1.002	0.201	-0.058
s.d.	(0.007)	(0.002)	(0.548)

Figure 21: Simulation results of $\hat{\theta}_1$ Figure 22: Simulation results of $\hat{\theta}_2$ Figure 23: Simulation results of $\hat{\theta}_0$

3.1.5 Summary of example 1

Table 5 is the simulation results of the means and the standard s.d.s of $\hat{\theta}_1$, $\hat{\theta}_2$ and $\hat{\theta}_0$ with $(N, m, N_2) = (10^4, 99, 500)$ from $\epsilon = 0.1$ to 0.75. It seems from Table 5 that for all ϵ , the estimator of θ_0 has good performance. However, it can be seen from Figure 23 that the asymptotic theory does not work when ϵ is 0.75. For this setting, ϵ should be less than 0.5.

Table 5: Simulation results of $\hat{\theta}_1$, $\hat{\theta}_2$ and $\hat{\theta}_0$ with $(N, m, N_2) = (10^4, 99, 500)$

		$\hat{\theta}_1$	$\hat{\theta}_2$	$\hat{\theta}_0$
true value		1	0.2	0
$\epsilon = 0.1$	mean	1.001	0.200	0.010
	s.d.	(0.007)	(0.001)	(0.084)
$\epsilon = 0.25$	mean	1.002	0.201	0.009
	s.d.	(0.007)	(0.002)	(0.188)
$\epsilon = 0.5$	mean	1.002	0.201	-0.013
	s.d.	(0.007)	(0.002)	(0.367)
$\epsilon = 0.75$	mean	1.002	0.201	-0.058
	s.d.	(0.007)	(0.002)	(0.548)

3.2 Example 2

The true value of parameter $\theta^* = (\theta_0^*, \theta_1^*, \theta_2^*) = (3.1, 1, 0.2)$ and $\lambda_1^* = 0.12$. We set that $N = 10^4$, $M = 10^4$, $K = 10^5$, $T = 1$, $x_1(0) = 2$, $\xi(y) = 2.8y(1 - y)$. Figure 24 is a sample path of $X_t(y)$ for $(t, y) \in [0, 1] \times [0, 1]$ when $(\theta_0^*, \theta_1^*, \theta_2^*, \epsilon) = (3.1, 1, 0.2, 0)$.

3.2.1 $\epsilon = 0.1$

Figure 25 is a sample path of $X_t(y)$ for $(t, y) \in [0, 1] \times [0, 1]$ when $(\theta_0^*, \theta_1^*, \theta_2^*, \epsilon) = (3.1, 1, 0.2, 0.1)$. Table 6 is the simulation results of the means and the standard s.d.s of $\hat{\theta}_1$, $\hat{\theta}_2$ and $\hat{\theta}_0$ with $(N, m, N_2) = (10^4, 99, 500)$. Figures 26-28 are the simulation results of the asymptotic distributions of $\hat{\theta}_1$, $\hat{\theta}_2$ and $\hat{\theta}_0$ with $(N, m, N_2) = (10^4, 99, 500)$. From Figures 26-28, we can see that the distributions of the estimators almost correspond with the asymptotic distribution in Theorem 1 and the estimators have good performance.

Table 6: Simulation results of $\hat{\theta}_1$, $\hat{\theta}_2$ and $\hat{\theta}_0$ with $(N, m, N_2) = (10^4, 99, 500)$

	$\hat{\theta}_1$	$\hat{\theta}_2$	$\hat{\theta}_0$
true value	1	0.2	3.1
mean	1.001	0.200	3.102
s.d.	(0.007)	(0.002)	(0.055)

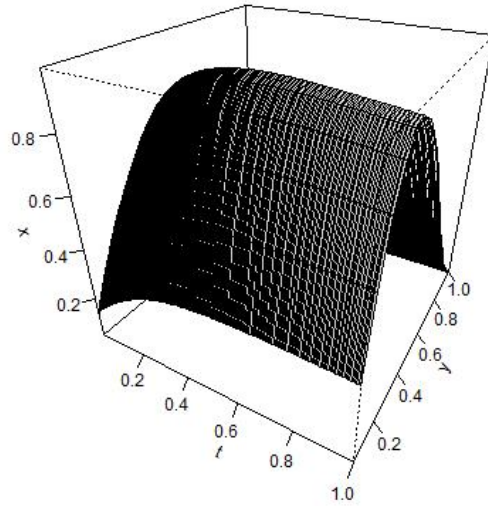


Figure 24: Sample path with $(\theta_0^*, \theta_1^*, \theta_2^*, \epsilon) = (3.1, 1, 0.2, 0)$, $\xi(y) = 2.8y(1 - y)$

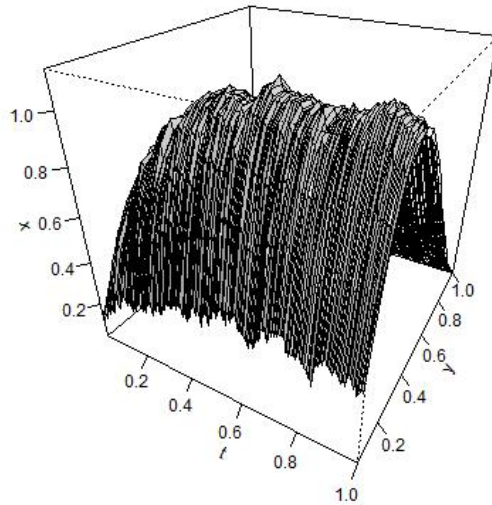


Figure 25: Sample path with $(\theta_0^*, \theta_1^*, \theta_2^*, \epsilon) = (3.1, 1, 0.2, 0.1)$, $\xi(y) = 2.8y(1 - y)$

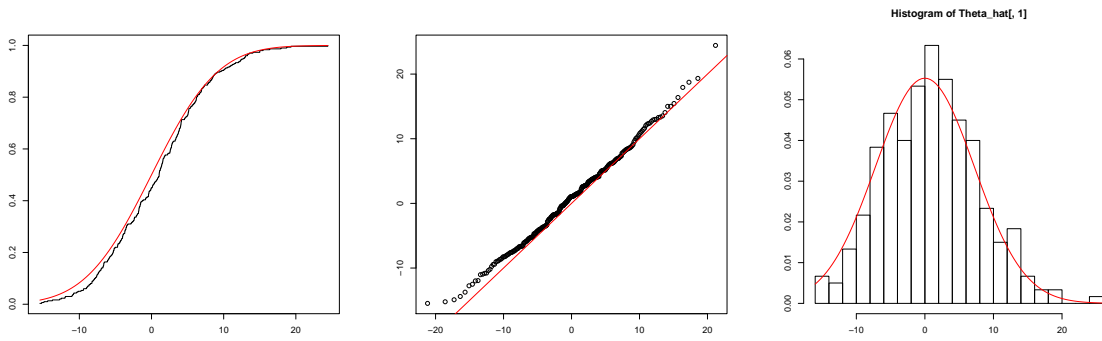


Figure 26: Simulation results of $\hat{\theta}_1$

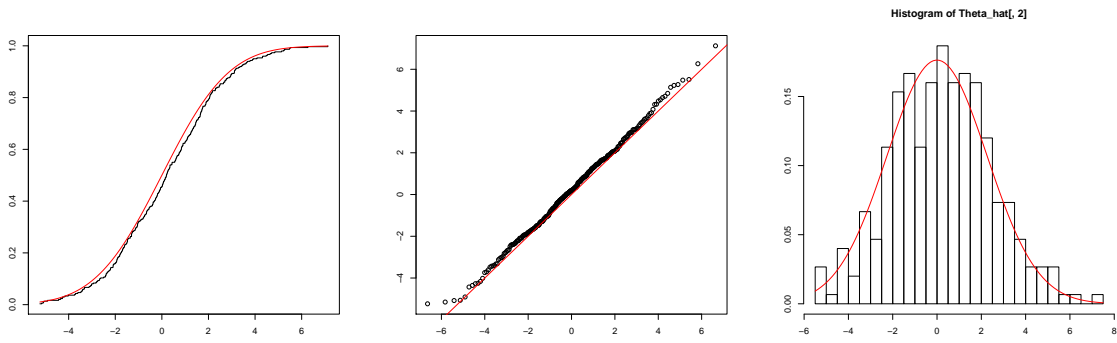


Figure 27: Simulation results of $\hat{\theta}_2$

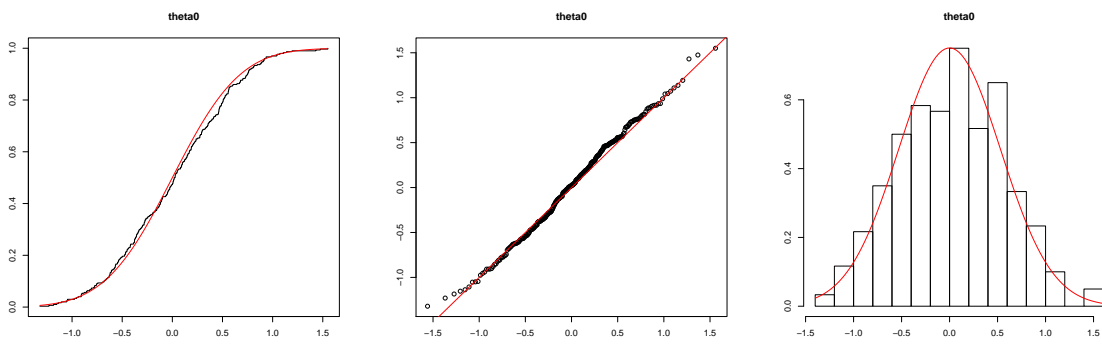


Figure 28: Simulation results of $\hat{\theta}_0$

3.2.2 $\epsilon = 0.25$

Figure 29 is a sample path of $X_t(y)$ for $(t, y) \in [0, 1] \times [0, 1]$ when $(\theta_0^*, \theta_1^*, \theta_2^*, \epsilon) = (3.1, 1, 0.2, 0.25)$. Table 7 is the simulation results of the means and the standard s.d.s of $\hat{\theta}_1$, $\hat{\theta}_2$ and $\hat{\theta}_0$ with $(N, m, N_2) = (10^4, 99, 500)$. Figures 30-32 are the simulation results of the asymptotic distributions of $\hat{\theta}_1$, $\hat{\theta}_2$ and $\hat{\theta}_0$ with $(N, m, N_2) = (10^4, 99, 500)$. It seems from Figures 30-32 that the estimators have the asymptotic distributions in Theorem 1 and their performance is good.

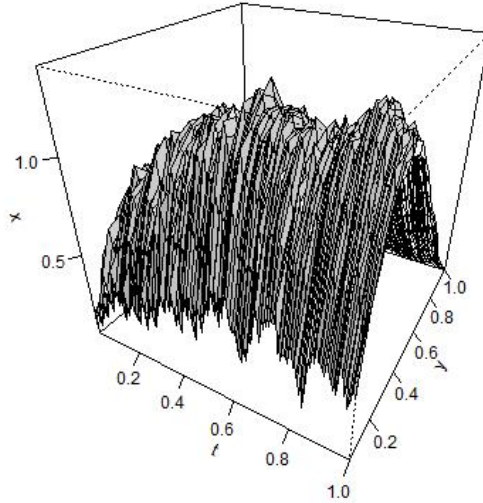


Figure 29: Sample path with $(\theta_0^*, \theta_1^*, \theta_2^*, \epsilon) = (3.1, 1, 0.2, 0.25)$, $\xi(y) = 2.8y(1 - y)$

Table 7: Simulation results of $\hat{\theta}_1$, $\hat{\theta}_2$ and $\hat{\theta}_0$ with $(N, m, N_2) = (10^4, 99, 500)$

	$\hat{\theta}_1$	$\hat{\theta}_2$	$\hat{\theta}_0$
true value	1	0.2	3.1
mean	1.001	0.200	3.092
s.d.	(0.007)	(0.002)	(0.126)

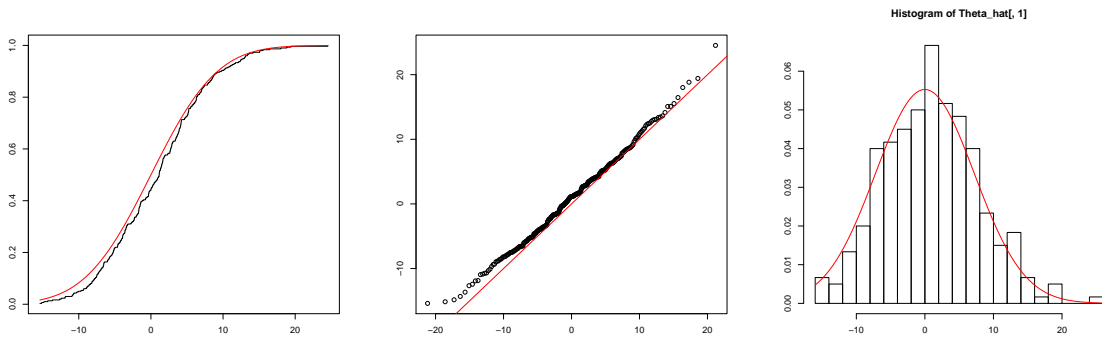


Figure 30: Simulation results of $\hat{\theta}_1$

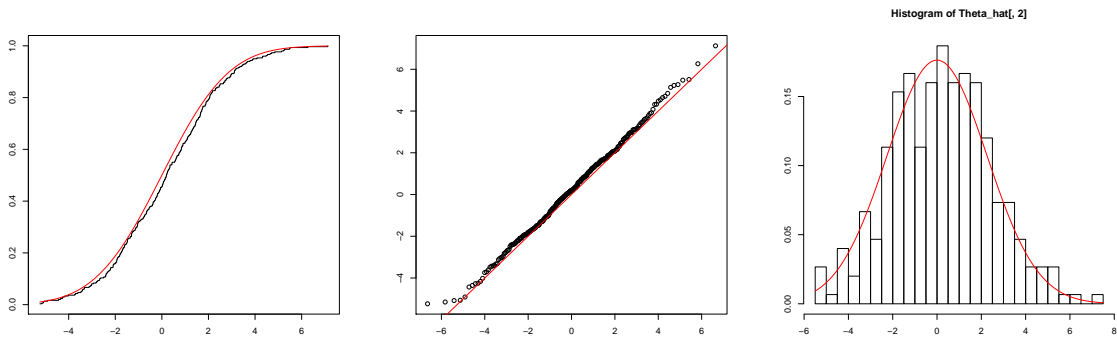


Figure 31: Simulation results of $\hat{\theta}_2$

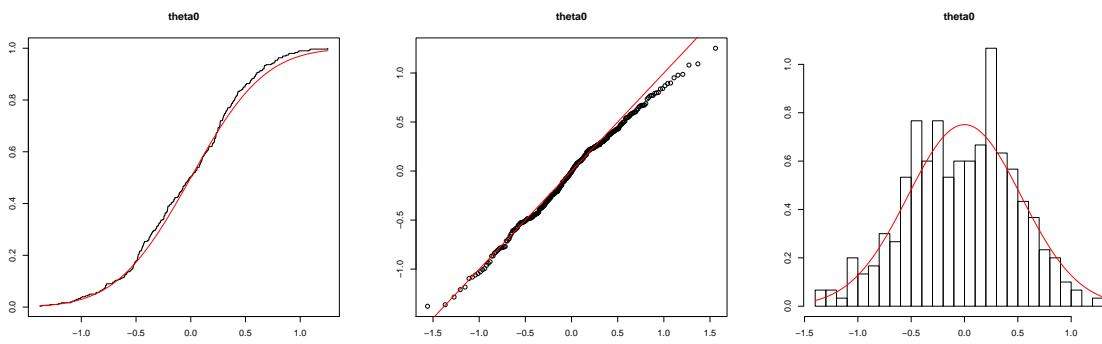


Figure 32: Simulation results of $\hat{\theta}_0$

3.2.3 $\epsilon = 0.5$

Figure 33 is a sample path of $X_t(y)$ for $(t, y) \in [0, 1] \times [0, 1]$ when $(\theta_0^*, \theta_1^*, \theta_2^*, \epsilon) = (3.1, 1, 0.2, 0.5)$. Table 8 is the simulation results of the means and the standard s.d.s of $\hat{\theta}_1$, $\hat{\theta}_2$ and $\hat{\theta}_0$ with $(N, m, N_2) = (10^4, 99, 500)$. Figures 34-36 are the simulation results of the asymptotic distributions of $\hat{\theta}_1$, $\hat{\theta}_2$ and $\hat{\theta}_0$ with $(N, m, N_2) = (10^4, 99, 500)$. From Figures 34-35, we can see that the distributions of the estimators of θ_1 and θ_2 are almost the same as the asymptotic distributions in Theorem 1 and the estimators have good performance. However, it seems from Figure 36 that the estimator of θ_0 is slightly biased.

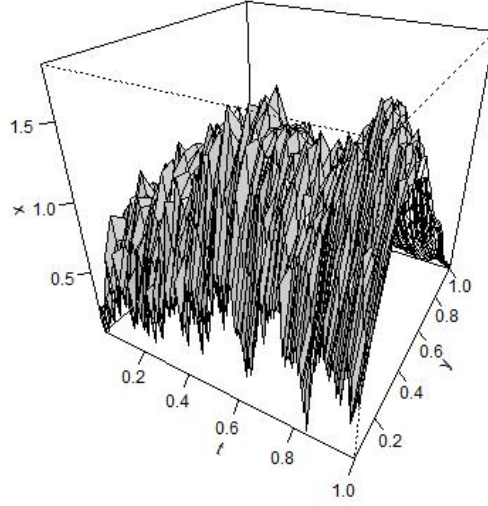
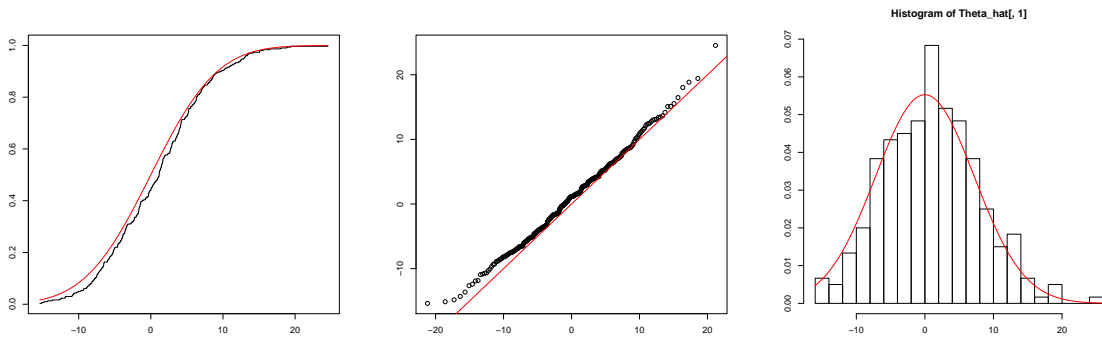
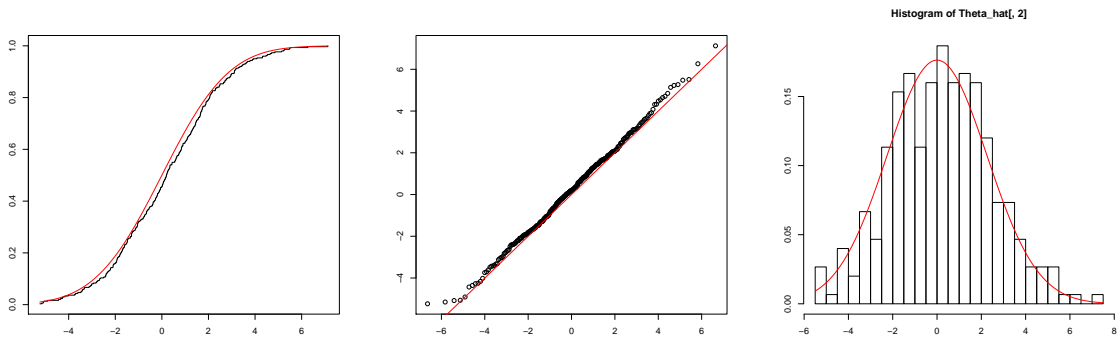
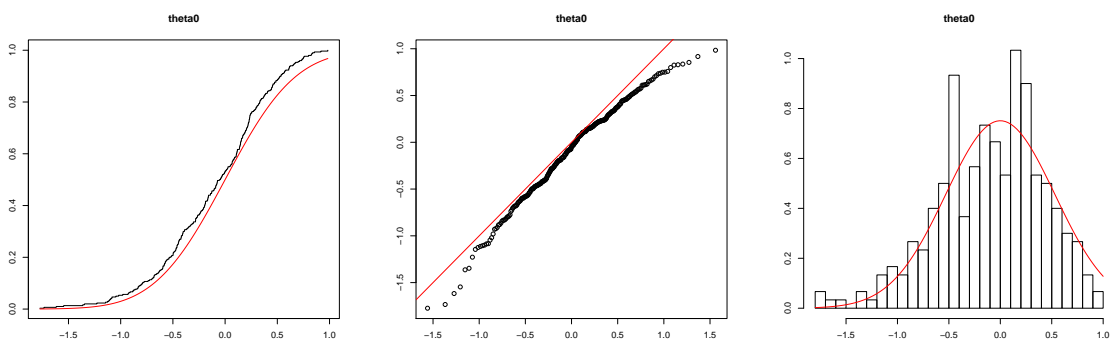


Figure 33: Sample path with $(\theta_0^*, \theta_1^*, \theta_2^*, \epsilon) = (3.1, 1, 0.2, 0.5)$, $\xi(y) = 2.8y(1 - y)$

Table 8: Simulation results of $\hat{\theta}_1$, $\hat{\theta}_2$ and $\hat{\theta}_0$ with $(N, m, N_2) = (10^4, 99, 500)$

	$\hat{\theta}_1$	$\hat{\theta}_2$	$\hat{\theta}_0$
true value	1	0.2	3.1
mean	1.001	0.200	3.050
s.d.	(0.007)	(0.002)	(0.258)

Figure 34: Simulation results of $\hat{\theta}_1$ Figure 35: Simulation results of $\hat{\theta}_2$ Figure 36: Simulation results of $\hat{\theta}_0$

3.2.4 Summary of example 2

Table 9 is the simulation results of the means and the standard s.d.s of $\hat{\theta}_1$, $\hat{\theta}_2$ and $\hat{\theta}_0$ with $(N, m, N_2) = (10^4, 99, 500)$ from $\epsilon = 0.1$ to 0.5. We can see from Table 9 that for all ϵ , the estimator of θ_0 has good performance. However, it seems from Figure 36 that the asymptotic theory does not work when ϵ is 0.5. In this setting, the estimators work well if ϵ is less than 0.25.

Table 9: Simulation results of $\hat{\theta}_1$, $\hat{\theta}_2$ and $\hat{\theta}_0$ with $(N, m, N_2) = (10^4, 99, 500)$

		$\hat{\theta}_1$	$\hat{\theta}_2$	$\hat{\theta}_0$
true value		1	0.2	3.1
$\epsilon = 0.1$	mean	1.001	0.200	3.102
	s.d.	(0.007)	(0.002)	(0.055)
$\epsilon = 0.25$	mean	1.001	0.200	3.092
	s.d.	(0.007)	(0.002)	(0.126)
$\epsilon = 0.5$	mean	1.001	0.200	3.050
	s.d.	(0.007)	(0.002)	(0.258)

4 Proofs

Proof of Theorem 1. Let $\sigma_0^2 = \frac{1}{\sqrt{\theta_2}}$, $\eta = \frac{\theta_1}{\theta_2}$, $(\sigma_0^*)^2 = \frac{1}{\sqrt{\theta_2^*}}$ and $\eta^* = \frac{\theta_1^*}{\theta_2^*}$. The contrast function is

$$U_{N,m}(\sigma_0^2, \eta) = \frac{1}{m} \sum_{j=1}^m \left(\frac{1}{\epsilon^2} Z_{j:m} - \frac{\sigma_0^2}{\sqrt{\pi}} \exp(-\eta \tilde{y}_{j:m}) \right)^2$$

and the minimum contrast estimator of σ_0^2 and η are defined as

$$(\hat{\sigma}_0^2, \hat{\eta}) = \arg \inf_{\sigma_0^2, \eta} U_{N,m}(\sigma_0^2, \eta).$$

Set

$$\begin{pmatrix} K_{1,1} & K_{1,2} \\ K_{1,2} & K_{2,2} \end{pmatrix} = \frac{1}{\theta_2^*} \pi \Gamma V^{-1} U V^{-1}.$$

In an analogous manner to the proof of Theorem 4.2 in Bibinger and Trabs (2020), it can be shown that under $\epsilon \rightarrow 0$, $N \rightarrow \infty$, $m \rightarrow \infty$ and $m = O(N^\rho)$ for $\rho \in (0, 1/2)$,

$$\begin{pmatrix} \sqrt{Nm}(\hat{\sigma}_0^2 - (\sigma_0^*)^2) \\ \sqrt{Nm}(\hat{\eta} - \eta^*) \end{pmatrix} \xrightarrow{d} N \left(\begin{pmatrix} 0 \\ 0 \end{pmatrix}, \begin{pmatrix} K_{1,1} & K_{1,2} \\ K_{1,2} & K_{2,2} \end{pmatrix} \right).$$

It follows from the delta method that

$$\begin{pmatrix} \sqrt{Nm}(\hat{\theta}_2 - \theta_2^*) \\ \sqrt{Nm}(\hat{\theta}_1 - \theta_1^*) \end{pmatrix} \xrightarrow{d} N \left(\begin{pmatrix} 0 \\ 0 \end{pmatrix}, \begin{pmatrix} J_{1,1} & J_{1,2} \\ J_{1,2} & J_{2,2} \end{pmatrix} \right).$$

Next, set $\bar{\delta} = \delta_{N_2}$ and $s_i = s_{i:N_2}$. Based on the thinned data of the approximate coordinate process $\hat{\mathbf{x}}_k = \{\hat{x}_k(s_{i:N_2})\}_{i=1, \dots, N_2} = \{\hat{x}_k(s_i)\}_{i=1, \dots, N_2}$, we have the following quasi log-likelihood function

$$l_{N_2}(\lambda_k \mid \hat{\mathbf{x}}_k) = -\frac{1}{2} \sum_{i=1}^{N_2} \left\{ \log \frac{\epsilon^2(1 - e^{-2\lambda_k \bar{\delta}})}{2\lambda_k} + \frac{(\hat{x}_k(s_i) - e^{-\lambda_k \bar{\delta}} \hat{x}_k(s_{i-1}))^2}{\frac{\epsilon^2(1 - e^{-2\lambda_k \bar{\delta}})}{2\lambda_k}} \right\}.$$

Let $k = 1$, $\lambda = \lambda_1$, $\hat{\lambda} = \hat{\lambda}_1$, $\hat{\mathbf{x}} = \hat{\mathbf{x}}_1 = \{\hat{x}_1(s_{i:N_2})\}_{i=1, \dots, N_2} = \{\hat{x}_1(s_i)\}_{i=1, \dots, N_2}$, $\mathbf{x} = \mathbf{x}_1 = \{x_1(s_{i:N_2})\}_{i=1, \dots, N_2} = \{x_1(s_i)\}_{i=1, \dots, N_2}$, and

$$\Xi(\lambda) = \frac{(1 - e^{-2\lambda \bar{\delta}})}{2\lambda \bar{\delta}}.$$

In order to show the consistency of $\hat{\lambda}$, it is sufficient to prove that

$$\mathcal{Z} := \epsilon^2 \{l_{N_2}(\lambda \mid \hat{\mathbf{x}}) - l_{N_2}(\lambda \mid \mathbf{x})\} = o_p(1) \quad (5)$$

uniformly in λ . Note that \mathcal{Z} is the difference between the quasi log-likelihood function based on the thinned data of the approximate coordinate process $\hat{\mathbf{x}}$ and that based on the thinned data of the coordinate process \mathbf{x} .

For the proof of (5), since

$$\mathcal{Z} = \frac{1}{2\bar{\delta}\Xi(\lambda)} \sum_{i=1}^{N_2} \left\{ \left(\hat{x}_1(s_i) - e^{-\lambda \bar{\delta}} \hat{x}_1(s_{i-1}) \right)^2 - \left(x_1(s_i) - e^{-\lambda \bar{\delta}} x_1(s_{i-1}) \right)^2 \right\}$$

and

$$\begin{aligned} & \left(\hat{x}_1(s_i) - e^{-\lambda \bar{\delta}} \hat{x}_1(s_{i-1}) \right)^2 \\ &= \left\{ \left(\hat{x}_1(s_i) - x_1(s_i) \right) - e^{-\lambda \bar{\delta}} \left(\hat{x}_1(s_{i-1}) - x_1(s_{i-1}) \right) \right\}^2 \\ & \quad + 2 \left\{ \hat{x}_1(s_i) - x_1(s_i) - e^{-\lambda \bar{\delta}} \left(\hat{x}_1(s_{i-1}) - x_1(s_{i-1}) \right) \right\} \left(x_1(s_i) - e^{-\lambda \bar{\delta}} x_1(s_{i-1}) \right) \\ & \quad + \left(x_1(s_i) - e^{-\lambda \bar{\delta}} x_1(s_{i-1}) \right)^2, \end{aligned}$$

one has that

$$\begin{aligned} \mathcal{Z} &= \frac{1}{2\bar{\delta}\Xi(\lambda)} \sum_{i=1}^{N_2} \left\{ \left(\hat{x}_1(s_i) - x_1(s_i) \right) - e^{-\lambda \bar{\delta}} \left(\hat{x}_1(s_{i-1}) - x_1(s_{i-1}) \right) \right\}^2 \\ & \quad + 2 \frac{1}{2\bar{\delta}\Xi(\lambda)} \sum_{i=1}^{N_2} \left\{ \hat{x}_1(s_i) - \hat{x}_1(s_{i-1}) - \left(x_1(s_i) - x_1(s_{i-1}) \right) \right\} \left(x_1(s_i) - e^{-\lambda \bar{\delta}} x_1(s_{i-1}) \right) \\ & \quad + 2 \frac{1}{2\bar{\delta}\Xi(\lambda)} \sum_{i=1}^{N_2} \left(1 - e^{-\lambda \bar{\delta}} \right) \left(\hat{x}_1(s_{i-1}) - x_1(s_{i-1}) \right) \left(x_1(s_i) - e^{-\lambda \bar{\delta}} x_1(s_{i-1}) \right) \\ & =: \mathcal{W}_1 + \mathcal{W}_2 + \mathcal{W}_3. \end{aligned}$$

First, we will estimate \mathcal{W}_1 . By setting $g_1(t, y, \eta) = X_t(y)\sqrt{2} \sin(\pi y) \exp\left\{\frac{\eta}{2}y\right\}$, $y_j = y_{j:M}$ and $\hat{\eta} = \frac{\hat{\theta}_1}{\hat{\theta}_2}$, we obtain that

$$\begin{aligned} x_1(t) &= \int_0^1 X_t(y)\sqrt{2} \sin(\pi y) \exp\left\{\frac{\eta}{2}y\right\} dy = \int_0^1 g_1(t, y, \eta) dy, \\ \hat{x}_1(t) &= \frac{1}{M} \sum_{j=1}^M X_t(y_j)\sqrt{2} \sin(\pi y_j) \exp\left\{\frac{\hat{\eta}}{2}y_j\right\} = \frac{1}{M} \sum_{j=1}^M g_1(t, y_j, \hat{\eta}). \end{aligned}$$

Moreover, it follows that

$$\begin{aligned} \mathcal{Z}_1 &:= \frac{1}{2\bar{\delta}\Xi(\lambda)} \sum_{i=1}^{N_2} (x_1(s_i) - \hat{x}_1(s_i))^2 \\ &= \frac{1}{2\bar{\delta}\Xi(\lambda)} \sum_{i=1}^{N_2} \left\{ M \frac{1}{M} \sum_{j=1}^M \int_{\frac{j-1}{M}}^{\frac{j}{M}} \{g_1(s_i, y, \eta) - g_1(s_i, y_j, \hat{\eta})\} dy \right\}^2 \\ &\leq \frac{1}{2\bar{\delta}\Xi(\lambda)} \sum_{i=1}^{N_2} M^2 \frac{1}{M} \sum_{j=1}^M \frac{1}{M} \int_{\frac{j-1}{M}}^{\frac{j}{M}} \{g_1(s_i, y, \eta) - g_1(s_i, y_j, \hat{\eta})\}^2 dy \\ &= \frac{1}{2\bar{\delta}\Xi(\lambda)} \sum_{i=1}^{N_2} \sum_{j=1}^M \int_{\frac{j-1}{M}}^{\frac{j}{M}} \{g_1(s_i, y, \eta) - g_1(s_i, y_j, \hat{\eta})\}^2 dy. \end{aligned}$$

Noting that

$$\begin{aligned} &g_1(s_i, y, \eta) - g_1(s_i, y_j, \hat{\eta}) \\ &= X_{s_i}(y)\sqrt{2} \sin(\pi y) \exp\left\{\frac{\eta}{2}y\right\} - X_{s_i}(y_j)\sqrt{2} \sin(\pi y_j) \exp\left\{\frac{\hat{\eta}}{2}y_j\right\} \\ &= (X_{s_i}(y) - X_{s_i}(y_j))\sqrt{2} \sin(\pi y) \exp\left\{\frac{\eta}{2}y\right\} \\ &\quad + X_{s_i}(y_j) \left(\sqrt{2} \sin(\pi y) \exp\left\{\frac{\eta}{2}y\right\} - \sqrt{2} \sin(\pi y_j) \exp\left\{\frac{\eta}{2}y_j\right\} \right) \\ &\quad + X_{s_i}(y_j)\sqrt{2} \sin(\pi y_j) \left(\exp\left\{\frac{\eta}{2}y_j\right\} - \exp\left\{\frac{\hat{\eta}}{2}y_j\right\} \right) \\ &=: \bar{g}^{(1)}(s_i, y) + \bar{g}^{(2)}(s_i, y) + \bar{g}^{(3)}(s_i, y_j, \hat{\eta}), \end{aligned}$$

one has that

$$\begin{aligned} \mathcal{Z}_1 &\leq \frac{C}{2\bar{\delta}\Xi(\lambda)} \sum_{i=1}^{N_2} \sum_{j=1}^M \int_{\frac{j-1}{M}}^{\frac{j}{M}} \{\bar{g}_1(s_i, y)\}^2 dy \\ &\quad + \frac{C}{2\bar{\delta}\Xi(\lambda)} \sum_{i=1}^{N_2} \sum_{j=1}^M \int_{\frac{j-1}{M}}^{\frac{j}{M}} \{\bar{g}_2(s_i, y)\}^2 dy \\ &\quad + \frac{C}{2\bar{\delta}\Xi(\lambda)} \sum_{i=1}^{N_2} \sum_{j=1}^M \int_{\frac{j-1}{M}}^{\frac{j}{M}} \{\bar{g}_3(s_i, y_j, \hat{\eta})\}^2 dy \\ &=: \mathcal{Z}_{11} + \mathcal{Z}_{12} + \mathcal{Z}_{13}. \end{aligned}$$

It follows that

$$\begin{aligned}
E[\mathcal{Z}_{11}] &= \frac{C}{2\bar{\delta}\Xi(\lambda)} \sum_{i=1}^{N_2} \sum_{j=1}^M \int_{\frac{j-1}{M}}^{\frac{j}{M}} E \left[\{\bar{g}^{(1)}(s_i, y)\}^2 \right] dy \\
&= \frac{C}{2\bar{\delta}\Xi(\lambda)} \sum_{i=1}^{N_2} \sum_{j=1}^M \int_{\frac{j-1}{M}}^{\frac{j}{M}} E \left[(X_{s_i}(y) - X_{s_i}(y_j))^2 \right] 2 \sin^2(\pi y_j) \exp(\eta y) dy \\
&= \frac{C}{2\bar{\delta}\Xi(\lambda)} \sum_{i=1}^{N_2} \sum_{j=1}^M \frac{1}{M} C_1 \left(\frac{\epsilon^2}{M^{1-\rho_1}} + \frac{1}{M^2} \right) \\
&\leq \frac{C}{2\Xi(\lambda)} \left(\frac{\epsilon^2 N_2^2}{M^{1-\rho_1}} + \frac{N_2^2}{M^2} \right)
\end{aligned}$$

and that

$$\begin{aligned}
E[\mathcal{Z}_{12}] &= \frac{C}{2\bar{\delta}\Xi(\lambda)} \sum_{i=1}^{N_2} \sum_{j=1}^M \int_{\frac{j-1}{M}}^{\frac{j}{M}} E \left[\{\bar{g}^{(2)}(s_i, y)\}^2 \right] dy \\
&= \frac{C}{2\bar{\delta}\Xi(\lambda)} \sum_{i=1}^{N_2} \sum_{j=1}^M \int_{\frac{j-1}{M}}^{\frac{j}{M}} E \left[(X_{s_i}(y))^2 \right] 2(\sin^2(\pi y) \exp(\frac{\eta}{2}y) - \sin^2(\pi y_j) \exp(\frac{\eta}{2}y_j))^2 dy \\
&= \frac{C}{2\bar{\delta}\Xi(\lambda)} \sum_{i=1}^{N_2} \sum_{j=1}^M \frac{1}{M} C_2 (y - y_j)^2 \\
&\leq \frac{C}{2\Xi(\lambda)} \frac{N_2^2}{M^2}.
\end{aligned}$$

Let $R(y_j, \hat{\eta}) := \int_0^1 \frac{y_j}{2} \exp \left\{ \frac{y_j}{2} (\eta + u(\hat{\eta} - \eta)) \right\} du$ and

$$\mathcal{Z}_2 := \frac{1}{\bar{\delta}} \sum_{i=1}^{N_2} \frac{1}{M} \sum_{j=1}^M X_{s_i}^2(y_j) 2 \sin^2(\pi y_j) (R(y_j, \hat{\eta}))^2 \frac{1}{Nm}.$$

We obtain that for $\epsilon_1 > 0$,

$$P[|\mathcal{Z}_2| > \epsilon_1] \leq C_3 \frac{N_2^2}{Nm \epsilon_1}. \tag{6}$$

It follows from (6) that

$$\begin{aligned}
\mathcal{Z}_{13} &= \frac{C}{2\bar{\delta}\Xi(\lambda)} \sum_{i=1}^{N_2} \sum_{j=1}^M \frac{1}{M} (X_{s_i}(y_j))^2 2 \sin^2(\pi y_j) (\exp(\frac{\eta}{2}y_j) - \exp(\frac{\hat{\eta}}{2}y_j))^2 \\
&= \frac{C}{2\Xi(\lambda)} \frac{1}{\bar{\delta}} \sum_{i=1}^{N_2} \frac{1}{M} \sum_{j=1}^M (X_{s_i}(y_j))^2 2 \sin^2(\pi y_j) (R(y_j, \hat{\eta}))^2 \frac{1}{Nm} (\sqrt{Nm}(\hat{\eta} - \eta))^2 \\
&= \frac{C}{2\Xi(\lambda)} \mathcal{Z}_2 (\sqrt{Nm}(\hat{\eta} - \eta))^2 = O_p \left(\frac{N_2^2}{Nm} \right).
\end{aligned}$$

Therefore,

$$\begin{aligned}\mathcal{Z}_1 &= O_p\left(\frac{N_2^2}{M^2}\right) + O_p\left(\epsilon^2 \frac{N_2^2}{M^{1-\rho_1}}\right) + O_p\left(\frac{N_2^2}{Nm}\right), \\ \mathcal{W}_1 &= O_p\left(\frac{N_2^2}{M^2}\right) + O_p\left(\epsilon^2 \frac{N_2^2}{M^{1-\rho_1}}\right) + O_p\left(\frac{N_2^2}{Nm}\right).\end{aligned}$$

For the estimate of \mathcal{W}_3 , we have that

$$\begin{aligned}\mathcal{W}_3^2 &\leq \frac{(1 - e^{-\lambda\bar{\delta}})^2}{(\bar{\delta})^2 \Xi(\lambda)^2} \sum_{i=1}^{N_2} (\hat{x}_1(s_i) - x_1(s_{i-1}))^2 \sum_{i=1}^{N_2} (x_1(s_i) - e^{-\lambda\bar{\delta}} x_1(s_{i-1}))^2 \\ &= C\bar{\delta}\mathcal{Z}_1 O_p(1) \\ &= O_p\left(\frac{N_2}{M^{1-\rho_1}}\right) + O_p\left(\frac{N_2}{Nm}\right).\end{aligned}$$

For the estimate of \mathcal{W}_2 , setting $\Delta X_{s_i}(y) = X_{s_i}(y) - X_{s_{i-1}}(y)$, we obtain that

$$\begin{aligned}\mathcal{W}_2 &= \frac{1}{\bar{\delta}\Xi(\lambda)} \sum_{i=1}^{N_2} \frac{1}{M} \sum_{j=1}^M \Delta X_{s_i}(y_j) \sqrt{2} \sin(\pi y_j) \left(\exp\left\{\frac{\hat{\eta}}{2} y_j\right\} - \exp\left\{\frac{\eta}{2} y_j\right\} \right) (x_1(s_i) - e^{-\lambda\bar{\delta}} x_1(s_{i-1})) \\ &+ \frac{1}{\bar{\delta}\Xi(\lambda)} \sum_{i=1}^{N_2} \sum_{j=1}^M \int_{\frac{j-1}{M}}^{\frac{j}{M}} \Delta X_{s_i}(y_j) \left(\sqrt{2} \sin(\pi y_j) - \sqrt{2} \sin(\pi y) \right) \exp\left\{\frac{\eta}{2} y_j\right\} dy (x_1(s_i) - e^{-\lambda\bar{\delta}} x_1(s_{i-1})) \\ &+ \frac{1}{\bar{\delta}\Xi(\lambda)} \sum_{i=1}^{N_2} \sum_{j=1}^M \int_{\frac{j-1}{M}}^{\frac{j}{M}} \Delta X_{s_i}(y_j) \sqrt{2} \sin(\pi y) \left(\exp\left\{\frac{\eta}{2} y_j\right\} - \exp\left\{\frac{\eta}{2} y\right\} \right) dy (x_1(s_i) - e^{-\lambda\bar{\delta}} x_1(s_{i-1})) \\ &+ \frac{1}{\bar{\delta}\Xi(\lambda)} \sum_{i=1}^{N_2} \sum_{j=1}^M \int_{\frac{j-1}{M}}^{\frac{j}{M}} \{\Delta X_{s_i}(y_j) - \Delta X_{s_i}(y)\} \sqrt{2} \sin(\pi y) \exp\left\{\frac{\eta}{2} y\right\} dy (x_1(s_i) - e^{-\lambda\bar{\delta}} x_1(s_{i-1})) \\ &=: \text{(I)} + \text{(II)} + \text{(III)} + \text{(IV)}.\end{aligned}$$

For the estimate of (I), one has that

$$\begin{aligned}\text{(I)}^2 &\leq \frac{1}{\bar{\delta}^2 \Xi(\lambda)^2} \sum_{i=1}^{N_2} \frac{1}{M} \sum_{j=1}^M (\Delta X_{s_i}(y_j))^2 \left(\sqrt{2} \sin(\pi y_j) R(y_j, \hat{\eta}) \right)^2 \frac{1}{Nm} \\ &\quad \sum_{i=1}^{N_2} \left(x_1(s_i) - e^{-\lambda\bar{\delta}} x_1(s_{i-1}) \right)^2 \times \left(\sqrt{Nm}(\hat{\eta} - \eta) \right)^2 \\ &=: \mathcal{B}_1 \times \sum_{i=1}^{N_2} \left(x_1(s_i) - e^{-\lambda\bar{\delta}} x_1(s_{i-1}) \right)^2 \times \left(\sqrt{Nm}(\hat{\eta} - \eta) \right)^2.\end{aligned}$$

Since $E\left[\sum_{i=1}^{N_2} (\Delta X_{s_i}(y_j))^2\right] = O(\sqrt{N_2}\epsilon^2) + O(\sqrt{\bar{\delta}})$, one has that

$$\mathcal{B}_1 \leq C_1 \frac{(\bar{\delta})^{-2}}{Nm} \sum_{i=1}^{N_2} \frac{1}{M} \sum_{j=1}^M (X_{s_i}(y_j) - X_{s_{i-1}}(y_j))^2 = O_p\left(\frac{\epsilon^2 N_2^{\frac{5}{2}}}{Nm}\right) + O_p\left(\frac{N_2^{\frac{3}{2}}}{Nm}\right).$$

For the estimate of (II), we obtain that

$$\begin{aligned} (\text{II})^2 &\leq C_1 \frac{1}{\bar{\delta}^2 \Xi(\lambda)^2} \sum_{i=1}^{N_2} \frac{1}{M} \sum_{j=1}^M (\Delta X_{s_i}(y_j))^2 |y - y_j|^2 \sum_{i=1}^{N_2} \left(x_1(s_i) - e^{-\lambda \bar{\delta}} x_1(s_{i-1}) \right)^2 \\ &= O_p \left(\frac{\epsilon^2 N_2^{\frac{5}{2}}}{Nm} \right) + O_p \left(\frac{N_2^{\frac{3}{2}}}{Nm} \right). \end{aligned}$$

For the estimate of (III), we have that

$$\begin{aligned} (\text{III})^2 &\leq C_1 \frac{1}{\bar{\delta}^2 \Xi(\lambda)^2} \sum_{i=1}^{N_2} \frac{1}{M} \sum_{j=1}^M (\Delta X_{s_i}(y_j))^2 |y - y_j|^2 \sum_{i=1}^{N_2} \left(x_1(s_i) - e^{-\lambda \bar{\delta}} x_1(s_{i-1}) \right)^2 \\ &= O_p \left(\frac{\epsilon^2 N_2^{\frac{5}{2}}}{Nm} \right) + O_p \left(\frac{N_2^{\frac{3}{2}}}{Nm} \right). \end{aligned}$$

For the estimate of (IV), it follows that

$$\begin{aligned} (\text{IV})^2 &\leq \frac{1}{\bar{\delta}^2 \Xi(\lambda)^2} N_2 \sum_{i=1}^{N_2} M^2 \frac{1}{M} \\ &\quad \times \sum_{j=1}^M \frac{1}{M} \int_{\frac{j-1}{M}}^{\frac{j}{M}} \left(\left(\sum_{k=1}^{\infty} (x_k(s_i) - x_k(s_{i-1})) (e_k(y_j) - e_k(y)) \right)^2 (x_1(s_i) - e^{-\lambda \bar{\delta}} x_1(s_{i-1}))^2 \right) dy. \end{aligned}$$

Let

$$\mathcal{Z}_3 := \left(\sum_{k=1}^{\infty} (x_k(s_i) - x_k(s_{i-1})) (e_k(y_j) - e_k(y)) \right)^2 (x_1(s_i) - e^{-\lambda \bar{\delta}} x_1(s_{i-1}))^2.$$

We obtain that

$$E[\mathcal{Z}_3] \leq C_1 \frac{1}{M^{1-\rho_1}} \left(\frac{\epsilon^2}{N_2^2} + \frac{\epsilon}{N_2^3} + \frac{1}{N_2^4} \right).$$

Moreover, one has that

$$E[(\text{IV})^2] \leq C \bar{\delta}^{-2} N_2^2 \cdot \frac{1}{M^{1-\rho_1}} \left(\frac{\epsilon^2}{N_2^2} + \frac{\epsilon}{N_2^3} + \frac{1}{N_2^4} \right) = \frac{N_2^2 \epsilon^2 + N_2 \epsilon^2 + 1}{M^{1-\rho_1}}.$$

Therefore,

$$\epsilon^2 \{l_{N_2}(\lambda | \hat{\mathbf{x}}) - l_{N_2}(\lambda | \mathbf{x})\} = o_p(1)$$

uniformly in λ . This completes the proof of consistency of $\hat{\lambda}$.

Next, in order to prove the asymptotic normality of $\hat{\lambda}$, we consider the following derivatives of the quasi log-likelihood function with respect to the parameter λ . Note that

$$\begin{aligned} \partial_{\lambda} l_{N_2}(\lambda \mid \hat{\mathbf{x}}) = & -\frac{1}{2} \sum_{i=1}^{N_2} \left\{ \frac{\partial_{\lambda} \Xi(\lambda)}{\Xi(\lambda)} - \frac{(\partial_{\lambda} \Xi(\lambda)) \left(\hat{x}_1(s_i) - e^{-\lambda \bar{\delta}} \hat{x}_1(s_{i-1}) \right)^2}{\epsilon^2 \Xi(\lambda)^2 \bar{\delta}} \right. \\ & \left. + \frac{2 \bar{\delta} e^{-\lambda \bar{\delta}} \hat{x}_1(s_{i-1}) \left(\hat{x}_1(s_i) - e^{-\lambda \bar{\delta}} \hat{x}_1(s_{i-1}) \right)}{\epsilon^2 \Xi(\lambda) \bar{\delta}} \right\}, \end{aligned}$$

and

$$\begin{aligned} \partial_{\lambda}^2 l_{N_2}(\lambda, \epsilon^2 \mid \hat{\mathbf{x}}) = & -\frac{1}{2} \sum_{i=1}^{N_2} \left\{ \partial_{\lambda} \left(\frac{\partial_{\lambda} \Xi(\lambda)}{\Xi(\lambda)} \right) - \partial_{\lambda} \left(\frac{\partial_{\lambda} \Xi(\lambda)}{\Xi(\lambda)^2} \right) \frac{\left(\hat{x}_1(s_i) - e^{-\lambda \bar{\delta}} \hat{x}_1(s_{i-1}) \right)^2}{\epsilon^2 \bar{\delta}} \right. \\ & + \left(\frac{\partial_{\lambda} \Xi(\lambda)}{\Xi(\lambda)^2} \right) \frac{2 \bar{\delta} e^{-\lambda \bar{\delta}} \hat{x}_1(s_{i-1}) \left(\hat{x}_1(s_i) - e^{-\lambda \bar{\delta}} \hat{x}_1(s_{i-1}) \right)}{\epsilon^2 \bar{\delta}} \\ & - \frac{\partial_{\lambda} \Xi(\lambda)}{\Xi(\lambda)^2} \frac{2 \bar{\delta} e^{-\lambda \bar{\delta}} \hat{x}_1(s_{i-1}) \left(\hat{x}_1(s_i) - e^{-\lambda \bar{\delta}} \hat{x}_1(s_{i-1}) \right)}{\epsilon^2 \bar{\delta}} \\ & - \frac{1}{\Xi(\lambda)} \frac{2 \bar{\delta}^2 e^{-\lambda \bar{\delta}} \hat{x}_1(s_{i-1}) \left(\hat{x}_1(s_i) - e^{-\lambda \bar{\delta}} \hat{x}_1(s_{i-1}) \right)}{\epsilon^2 \bar{\delta}} \\ & \left. - \frac{1}{\Xi(\lambda)} \frac{2 \bar{\delta}^2 e^{-2 \lambda \bar{\delta}} \hat{x}_1^2(s_{i-1})}{\epsilon^2 \bar{\delta}} \right\}. \end{aligned}$$

The difference between the score function of the drift parameter λ based on the thinned data of the approximate coordinate process $\hat{\mathbf{x}}$ and that based on the thinned data of the coordinate process \mathbf{x} is as follows.

$$\begin{aligned} \mathcal{F} := & \epsilon \{ \partial_{\lambda} l_{N_2}(\lambda \mid \hat{\mathbf{x}}) - \partial_{\lambda} l_{N_2}(\lambda \mid \mathbf{x}) \} \\ = & \left(-\frac{1}{2} \right) \epsilon \sum_{i=1}^{N_2} \left[\left(-\frac{\partial_{\lambda} \Xi(\lambda)}{\epsilon^2 \Xi(\lambda)^2} \right) \left\{ \left(\hat{x}_1(s_i) - e^{-\lambda \bar{\delta}} \hat{x}_1(s_{i-1}) \right)^2 - \left(x_1(s_i) - e^{-\lambda \bar{\delta}} x_1(s_{i-1}) \right)^2 \right\} \bar{\delta}^{-1} \right. \\ & \left. + 2 \frac{e^{-\lambda \bar{\delta}}}{\epsilon^2 \Xi(\lambda)} \left\{ \hat{x}_1(s_i) \left(\hat{x}_1(s_i) - e^{-\lambda \bar{\delta}} \hat{x}_1(s_{i-1}) \right) - x_1(s_i) \left(x_1(s_i) - e^{-\lambda \bar{\delta}} x_1(s_{i-1}) \right) \right\} \right] \\ =: & \mathcal{F}_1 + \mathcal{F}_2. \end{aligned}$$

In an analogous way to (5), it follows that

$$\mathcal{F}_1 = o_p(1).$$

For the estimate of \mathcal{F}_2 , we have that

$$\begin{aligned}
\mathcal{F}_2 &= (-\epsilon) \frac{e^{-\lambda\bar{\delta}}}{\epsilon^2\Xi(\lambda)} \sum_{i=1}^{N_2} \left[(\hat{x}_1(s_i) - x_1(s_i)) \left(\hat{x}_1(s_i) - e^{-\lambda\bar{\delta}} \hat{x}_1(s_{i-1}) \right) \right. \\
&\quad \left. + x_1(s_i) \left\{ \hat{x}_1(s_i) - x_1(s_i) - e^{-\lambda\bar{\delta}} (\hat{x}_1(s_{i-1}) - x_1(s_{i-1})) \right\} \right] \\
&= (-\epsilon) \frac{e^{-\lambda\bar{\delta}}}{\epsilon^2\Xi(\lambda)} \sum_{i=1}^{N_2} (\hat{x}_1(s_i) - x_1(s_i))^2 \\
&\quad + \epsilon \frac{e^{-2\lambda\bar{\delta}}}{\epsilon^2\Xi(\lambda)} \sum_{i=1}^{N_2} (\hat{x}_1(s_i) - x_1(s_i)) (\hat{x}_1(s_{i-1}) - x_1(s_{i-1})) \\
&\quad + (-\epsilon) \frac{e^{-\lambda\bar{\delta}}}{\epsilon^2\Xi(\lambda)} \sum_{i=1}^{N_2} (\hat{x}_1(s_i) - x_1(s_i)) \left(x_1(s_i) - e^{-\lambda\bar{\delta}} x_1(s_{i-1}) \right) \\
&\quad + (-\epsilon) \frac{e^{-\lambda\bar{\delta}}}{\epsilon^2\Xi(\lambda)} \sum_{i=1}^{N_2} x_1(s_i) \left\{ \hat{x}_1(s_i) - x_1(s_i) - e^{-\lambda\bar{\delta}} (\hat{x}_1(s_{i-1}) - x_1(s_{i-1})) \right\} \\
&=: \mathcal{H}_1 + \mathcal{H}_2 + \mathcal{H}_3 + \mathcal{H}_4.
\end{aligned}$$

For the estimate of \mathcal{H}_1 , it follows that

$$|\mathcal{H}_1| \leq C_1 \frac{\bar{\delta}}{\epsilon} \mathcal{Z}_1 = O_p \left(\frac{N_2}{\epsilon M^2} \right) + O_p \left(\frac{\epsilon N_2}{M^{1-\rho_1}} \right) + O_p \left(\frac{N_2}{\epsilon N m} \right) \xrightarrow{p} 0.$$

For the estimate of \mathcal{H}_2 , one has that

$$\begin{aligned}
\mathcal{H}_2^2 &\leq C \frac{1}{\epsilon^2} \sum_{i=1}^{N_2} (\hat{x}_1(s_i) - x_1(s_i))^2 \sum_{i=1}^{N_2} (\hat{x}_1(s_{i-1}) - x_1(s_{i-1}))^2 \\
&= O_p \left(\frac{N_2^2}{\epsilon^2 M^4} \right) + O_p \left(\frac{\epsilon^2 N_2^2}{M^{2(1-\rho_1)}} \right) + O_p \left(\frac{N_2^2}{\epsilon^2 (N m)^2} \right) \xrightarrow{p} 0.
\end{aligned}$$

For the estimate of \mathcal{H}_3 , by letting that

$$\Delta x(s_i, s_{i-1}) = x_1(s_i) - e^{-\lambda\bar{\delta}} x_1(s_{i-1}),$$

it follows that

$$\begin{aligned}
-\mathcal{H}_3 &= \epsilon \frac{e^{-\lambda\bar{\delta}}}{\epsilon^2\Xi(\lambda)} \sum_{i=1}^{N_2} \left\{ (\hat{x}_1(s_i) - x_1(s_i)) (x_1(s_i) - e^{-\lambda\bar{\delta}}x_1(s_{i-1})) \right\} \\
&= \epsilon \frac{e^{-\lambda\bar{\delta}}}{\epsilon^2\Xi(\lambda)} \sum_{i=1}^{N_2} \frac{1}{M} \sum_{j=1}^M X_{s_i}(y_j) \sqrt{2} \sin(\pi y_j) \left(\exp \left\{ \frac{\hat{\eta}}{2} y_j \right\} - \exp \left\{ \frac{\eta}{2} y_j \right\} \right) \Delta x(s_i, s_{i-1}) \\
&+ \epsilon \frac{e^{-\lambda\bar{\delta}}}{\epsilon^2\Xi(\lambda)} \sum_{i=1}^{N_2} \sum_{j=1}^M \int_{\frac{j-1}{M}}^{\frac{j}{M}} X_{s_i}(y_j) \left(\sqrt{2} \sin(\pi y_j) - \sqrt{2} \sin(\pi y) \right) \exp \left\{ \frac{\eta}{2} y_j \right\} dy \Delta x(s_i, s_{i-1}) \\
&+ \epsilon \frac{e^{-\lambda\bar{\delta}}}{\epsilon^2\Xi(\lambda)} \sum_{i=1}^{N_2} \sum_{j=1}^M \int_{\frac{j-1}{M}}^{\frac{j}{M}} X_{s_i}(y_j) \sqrt{2} \sin(\pi y) \left(\exp \left\{ \frac{\eta}{2} y_j \right\} - \exp \left\{ \frac{\eta}{2} y \right\} \right) dy \Delta x(s_i, s_{i-1}) \\
&+ \epsilon \frac{e^{-\lambda\bar{\delta}}}{\epsilon^2\Xi(\lambda)} \sum_{i=1}^{N_2} \sum_{j=1}^M \int_{\frac{j-1}{M}}^{\frac{j}{M}} (X_{s_i}(y_j) - X_{s_i}(y)) \sqrt{2} \sin(\pi y) \exp \left\{ \frac{\eta}{2} y \right\} dy \Delta x(s_i, s_{i-1}) \\
&=: \mathcal{B}_2 + \mathcal{B}_3 + \mathcal{B}_4 + \mathcal{B}_5.
\end{aligned}$$

For the estimate of \mathcal{B}_2 , we obtain that

$$\begin{aligned}
\mathcal{B}_2^2 &\leq C \frac{1}{\epsilon^2} \sum_{i=1}^{N_2} \frac{1}{M} \sum_{j=1}^M \left(X_{s_i}(y_j) \sqrt{2} \sin(\pi y_j) R(y_j, \hat{\eta})(\hat{\eta} - \eta) \right)^2 \sum_{i=1}^{N_2} (\Delta x(s_i, s_{i-1}))^2 \\
&= O_p \left(\frac{N_2}{Nm} \right) \xrightarrow{p} 0.
\end{aligned}$$

For the estimate of \mathcal{B}_3 , one has that

$$\begin{aligned}
\mathcal{B}_3^2 &\leq \frac{1}{\epsilon^2} \sum_{i=1}^{N_2} \sum_{j=1}^M \int_{\frac{j-1}{M}}^{\frac{j}{M}} (X_{s_i}(y_j))^2 (y - y_j)^2 dy \sum_{i=1}^{N_2} (\Delta x(s_i, s_{i-1}))^2 \\
&= O_p \left(\frac{N_2}{M^2} \right) \xrightarrow{p} 0.
\end{aligned}$$

By the same manner as the estimate of \mathcal{B}_3 , it is proved that

$$\mathcal{B}_4 \xrightarrow{p} 0.$$

For the estimate of \mathcal{B}_5 , since one has that

$$\begin{aligned}
\mathcal{B}_5^2 &\leq \frac{C_1}{\epsilon^2} N_2^2 \frac{1}{N_2} \sum_{i=1}^{N_2} \sum_{j=1}^M \int_{\frac{j-1}{M}}^{\frac{j}{M}} (X_{s_i}(y_j) - X_{s_i}(y)) dy (\Delta x(s_i, s_{i-1}))^2 \\
&= O_p \left(\frac{N_2}{M^2} \right) + O_p \left(\frac{\epsilon^2 N_2}{M^{1-\rho_1}} \right) \xrightarrow{p} 0,
\end{aligned}$$

it follows that

$$\mathcal{H}_3 \xrightarrow{p} 0.$$

For the estimate of \mathcal{H}_4 , set

$$\begin{aligned} -\mathcal{H}_4 &= \epsilon \frac{e^{-\lambda\bar{\delta}}}{\epsilon^2 \Xi(\lambda)} \sum_{i=1}^{N_2} \{\hat{x}_1(s_i) - \hat{x}_1(s_{i-1}) - (x_1(s_i) - x_1(s_{i-1}))\} x_1(s_i) \\ &\quad + \epsilon \frac{e^{-\lambda\bar{\delta}}}{\epsilon^2 \Xi(\lambda)} \sum_{i=1}^{N_2} (1 - e^{\lambda\bar{\delta}}) (\hat{x}_1(s_{i-1}) - x_1(s_{i-1})) x_1(s_i) \\ &=: \mathcal{B}_6 + \mathcal{B}_7. \end{aligned}$$

We obtain that

$$\begin{aligned} \mathcal{B}_7^2 &\leq C \frac{\bar{\delta}^2}{\epsilon^2} \sum_{i=1}^{N_2} (x_1(s_i))^2 \bar{\delta} \frac{1}{\bar{\delta}} \sum_{i=1}^{N_2} (\hat{x}_1(s_{i-1}) - x_1(s_{i-1}))^2 \\ &= O_p\left(\frac{1}{\epsilon^2 N_2 M^2}\right) + O_p\left(\frac{1}{N_2 M^{1-\rho_1}}\right) + O_p\left(\frac{1}{\epsilon^2 N m}\right) \xrightarrow{p} 0. \end{aligned}$$

Furthermore, let

$$\begin{aligned} \mathcal{B}_6 &= \epsilon \frac{e^{-\lambda\bar{\delta}}}{\epsilon^2 \Xi(\lambda)} \sum_{i=1}^{N_2} \frac{1}{M} \sum_{j=1}^M \Delta X_{s_i}(y_j) \sqrt{2} \sin(\pi y_j) \left(\exp\left\{\frac{\hat{\eta}}{2} y_j\right\} - \exp\left\{\frac{\eta}{2} y_j\right\} \right) x_1(s_i) \\ &\quad + \epsilon \frac{e^{-\lambda\bar{\delta}}}{\epsilon^2 \Xi(\lambda)} \sum_{i=1}^{N_2} \sum_{j=1}^M \int_{\frac{j-1}{M}}^{\frac{j}{M}} \Delta X_{s_i}(y_j) \left(\sqrt{2} \sin(\pi y_j) - \sqrt{2} \sin(\pi y) \right) \exp\left\{\frac{\eta}{2} y_j\right\} dy x_1(s_i) \\ &\quad + \epsilon \frac{e^{-\lambda\bar{\delta}}}{\epsilon^2 \Xi(\lambda)} \sum_{i=1}^{N_2} \sum_{j=1}^M \int_{\frac{j-1}{M}}^{\frac{j}{M}} \Delta X_{s_i}(y_j) \sqrt{2} \sin(\pi y) \left(\exp\left\{\frac{\eta}{2} y_j\right\} - \exp\left\{\frac{\eta}{2} y\right\} \right) dy x_1(s_i) \\ &\quad + \epsilon \frac{e^{-\lambda\bar{\delta}}}{\epsilon^2 \Xi(\lambda)} \sum_{i=1}^{N_2} \sum_{j=1}^M \int_{\frac{j-1}{M}}^{\frac{j}{M}} \{\Delta X_{s_i}(y_j) - \Delta X_{s_i}(y)\} \sqrt{2} \sin(\pi y) \exp\left\{\frac{\eta}{2} y\right\} dy x_1(s_i) \\ &=: \text{(V)} + \text{(VI)} + \text{(VII)} + \text{(VIII)}. \end{aligned}$$

For the estimate of (V), it follows that

$$\begin{aligned} \text{(V)}^2 &\leq C \frac{1}{\epsilon^2} \sum_{i=1}^{N_2} \frac{1}{M} \sum_{j=1}^M (\Delta X_{s_i}(y_j))^2 \left(\sqrt{2} \sin(\pi y_j) R(y_j, \hat{\eta}) \right)^2 \frac{N_2}{N m} \\ &\quad \times \frac{1}{N_2} \sum_{i=1}^{N_2} (x_1(s_i))^2 \times \left(\sqrt{N m} (\hat{\eta} - \eta) \right)^2 \\ &=: \mathcal{B}_8 \times \frac{1}{N_2} \sum_{i=1}^{N_2} (x_1(s_i))^2 \times \left(\sqrt{N m} (\hat{\eta} - \eta) \right)^2. \end{aligned}$$

Since

$$\mathcal{B}_8 \leq C_1 \frac{N_2}{N m} \frac{1}{\epsilon^2} \sum_{i=1}^{N_2} \frac{1}{M} \sum_{j=1}^M (X_{s_i}(y_j) - X_{s_{i-1}}(y_j))^2 = O_p\left(\frac{N_2^{\frac{3}{2}}}{N m}\right) + O_p\left(\frac{N_2^{\frac{1}{2}}}{\epsilon^2 N m}\right),$$

one has that (V) = $o_p(1)$.

For the estimate of (VI), it follows that

$$\begin{aligned} (\text{VI})^2 &\leq \frac{C_1}{\epsilon^2} \sum_{i=1}^{N_2} M \sum_{j=1}^M \frac{1}{M} \int_{\frac{j-1}{M}}^{\frac{j}{M}} (\Delta X_{s_i}(y_j))^2 (y_j - y)^2 dy \sum_{i=1}^{N_2} (x_i(s_i))^2 \\ &= O_p \left(\frac{N_2^{\frac{3}{2}}}{M^2} \right) + O_p \left(\frac{N_2^{\frac{1}{2}}}{\epsilon^2 M^2} \right) = o_p(1). \end{aligned}$$

In the same manner as the estimate of (VI), it is proved that (VII) $\xrightarrow{p} 0$.

For the estimate of (VIII), one has that

$$(\text{VIII})^2 \leq \frac{1}{\epsilon^2} \sum_{i=1}^{N_2} M \sum_{j=1}^M \frac{1}{M} \int_{\frac{j-1}{M}}^{\frac{j}{M}} (\Delta X_{s_i}(y_j) - \Delta X_{s_i}(y))^2 dy \sum_{i=1}^{N_2} (x_1(s_i))^2.$$

Set

$$\mathcal{Z}_4 := (\Delta X_{s_i}(y_j) - \Delta X_{s_i}(y))^2.$$

Since we obtain that

$$E[\mathcal{Z}_4] \leq C_1 \left(\frac{1}{M^{1-\rho_1}} \left(\frac{\epsilon^2}{N_2^2} + \frac{\epsilon}{N_2^3} + \frac{1}{N_2^4} \right) \right),$$

it follows that

$$E[(\text{VIII})^2] \leq C \left(\frac{1}{M^{1-\rho_1}} + \frac{1}{\epsilon N_2 M^{1-\rho_1}} + \frac{1}{\epsilon^2 N_2^2 M^{1-\rho_1}} \right) \rightarrow 0.$$

Hence,

$$\mathcal{B}_6 \xrightarrow{p} 0, \quad \mathcal{H}_4 \xrightarrow{p} 0, \quad \mathcal{F}_2 \xrightarrow{p} 0,$$

which yields that $\mathcal{F} \xrightarrow{p} 0$.

In a similar manner, one has that

$$\epsilon^2 \{ \partial_{\lambda}^2 l_{N_2}(\lambda | \hat{\mathbf{x}}) - \partial_{\lambda}^2 l_{N_2}(\lambda | \mathbf{x}) \} = o_p(1)$$

uniformly in λ . Therefore, one has that

$$\begin{aligned} \epsilon^{-1} (\hat{\lambda} - \lambda^*) &= G(\lambda^*)^{-1} \epsilon \partial_{\lambda} l_{N_2}(\lambda | \mathbf{x}) + o_p(1), \\ &\xrightarrow{d} N(0, G(\lambda^*)^{-1}). \end{aligned}$$

Moreover, it is shown that

$$\begin{pmatrix} \sqrt{Nm}(\hat{\theta}_2 - \theta_2^*) \\ \sqrt{Nm}(\hat{\theta}_1 - \theta_1^*) \\ \epsilon^{-1}(\hat{\lambda} - \lambda^*) \end{pmatrix} \xrightarrow{d} N \left(\begin{pmatrix} 0 \\ 0 \\ 0 \end{pmatrix}, \begin{pmatrix} J_{1,1} & J_{1,2} & 0 \\ J_{1,2} & J_{2,2} & 0 \\ 0 & 0 & G(\lambda^*)^{-1} \end{pmatrix} \right).$$

Since we obtain that

$$\begin{aligned}
\epsilon^{-1}(\hat{\theta}_0 - \theta_0^*) &= \epsilon^{-1} \left(\hat{\lambda} - \lambda^* + \frac{(\hat{\theta}_1)^2}{4\hat{\theta}_2} - \frac{(\theta_1^*)^2}{4\theta_2^*} + \pi^2(\hat{\theta}_2 - \theta_2^*) \right) \\
&= \epsilon^{-1}(\hat{\lambda} - \lambda^*) + \frac{\epsilon^{-1}((\hat{\theta}_1)^2 - (\theta_1^*)^2)}{4\hat{\theta}_2} + \frac{(\theta_1^*)^2}{4}\epsilon^{-1} \left(\frac{1}{\hat{\theta}_2} - \frac{1}{\theta_2^*} \right) + \pi^2\epsilon^{-1}(\hat{\theta}_2 - \theta_2^*) \\
&= \epsilon^{-1}(\hat{\lambda} - \lambda^*) + o_p(1),
\end{aligned}$$

one has that

$$\begin{pmatrix} \sqrt{Nm}(\hat{\theta}_2 - \theta_2^*) \\ \sqrt{Nm}(\hat{\theta}_1 - \theta_1^*) \\ \epsilon^{-1}(\hat{\theta}_0 - \theta_0^*) \end{pmatrix} = \begin{pmatrix} \sqrt{Nm}(\hat{\theta}_2 - \theta_2^*) \\ \sqrt{Nm}(\hat{\theta}_1 - \theta_1^*) \\ \epsilon^{-1}(\hat{\lambda} - \lambda^*) \end{pmatrix} + o_p(1).$$

Consequently,

$$\begin{pmatrix} \sqrt{Nm}(\hat{\theta}_2 - \theta_2^*) \\ \sqrt{Nm}(\hat{\theta}_1 - \theta_1^*) \\ \epsilon^{-1}(\hat{\theta}_0 - \theta_0^*) \end{pmatrix} \xrightarrow{d} N \left(\begin{pmatrix} 0 \\ 0 \\ 0 \end{pmatrix}, \begin{pmatrix} J_{1,1} & J_{1,2} & 0 \\ J_{1,2} & J_{2,2} & 0 \\ 0 & 0 & G(\lambda^*)^{-1} \end{pmatrix} \right).$$

This completes the proof.

Acknowledgement

This work was partially supported by JST CREST, JSPS KAKENHI Grant Number JP17H01100 and Cooperative Research Program of the Institute of Statistical Mathematics.

References

- Bibinger, M. and Trabs, M. (2020). Volatility estimation for stochastic pdes using high-frequency observations. *Stochastic Processes and their Applications*, **130**, 3005–3052.
- Cialenco, I. and Huang, Y. (2020). A note on parameter estimation for discretely sampled SPDEs. *Stochastics and Dynamics*, **20**, 2050016.
- Cont, R. (2005). Modeling term structure dynamics: an infinite dimensional approach. *International Journal of Theoretical and Applied Finance*, **8**, 357–380.
- Genon-Catalot, V. (1990). Maximum contrast estimation for diffusion processes from discrete observations. *Statistics* **21**, 99–116.
- Gloter A. and Sørensen, M. (2009). Estimation for stochastic differential equations with a small diffusion coefficient. *Stochastic Processes and their Applications*, **119**, 679–699.
- Guy, R., Laredo, C. and Vergu, E. (2014). Parametric inference for discretely observed multi-dimensional diffusions with small diffusion coefficient. *Stochastic Processes and their Applications*, **124**, 51–80.

- Hildebrandt, F. (2020). On generating fully discrete samples of the stochastic heat equation on an interval. *Statistics & Probability Letters*, **162**, 108750.
- Hildebrandt, F. and Trabs, M. (2019). Parameter estimation for SPDEs based on discrete observations in time and space. arXiv:1910.01004.
- Kaino, Y. and Uchida, M. (2018a). Hybrid estimators for small diffusion processes based on reduced data. *Metrika*, **81**, 745–773.
- Kaino, Y. and Uchida, M. (2018b). Hybrid estimators for stochastic differential equations from reduced data. *Statistical Inference for Stochastic Processes*, **21**, 435–454.
- Kaino, Y. and Uchida, M. (2020). Parametric estimation for a parabolic linear SPDE model based on discrete observations. To appear in *Journal of Statistical Planning and Inference*.
- Kutoyants, Yu. A. (1984). Parameter estimation for stochastic processes. Prakasa Rao, B.L.S. (ed.) Heldermann, Berlin.
- Kutoyants, Yu. A. (1994). *Identification of dynamical systems with small noise*. Kluwer, Dordrecht.
- Laredo, C. F. (1990). A sufficient condition for asymptotic sufficiency of incomplete observations of a diffusion process. *Annals of Statistics*, **18**, 1158–1171.
- Sørensen, M. and Uchida, M. (2003). Small diffusion asymptotics for discretely sampled stochastic differential equations. *Bernoulli* **9**, 1051–1069.
- Uchida, M. and Yoshida, N. (2012). Adaptive estimation of an ergodic diffusion process based on sampled data. *Stochastic Processes and their Applications*, **122**, 2885–2924.