

Distributed Personalized Gradient Tracking with Convex Parametric Models *

Ivano Notarnicola¹, Andrea Simonetto², Francesco Farina¹ and
Giuseppe Notarstefano¹

¹Department of Electrical, Electronic and Information Engineering, University of
Bologna, Bologna, Italy, `name.lastname@unibo.it`.

²AI&Quantum team at IBM Research Europe, Dublin, Ireland
`andrea.simonetto@ibm.com`.

November 26, 2021

Abstract

We present a distributed optimization algorithm for solving online personalized optimization problems over a network of computing and communicating nodes, each of which linked to a specific user. The local objective functions are assumed to have a composite structure and to consist of a known time-varying (engineering) part and an unknown (user-specific) part. Regarding the unknown part, it is assumed to have a known parametric (e.g., quadratic) structure a priori, whose parameters are to be learned *along with* the evolution of the algorithm. The algorithm is composed of two intertwined components: (i) a dynamic gradient tracking scheme for finding local solution estimates and (ii) a recursive least squares scheme for estimating the unknown parameters via user's noisy feedback on the local solution estimates. The algorithm is shown to exhibit a bounded regret under suitable assumptions. Finally, a numerical example corroborates the theoretical analysis.

1 Introduction

Cyber-physical and social systems (CPSS), also referred to as cyber-physical and human systems (CPHS), are becoming increasingly important in today's society, whenever human actions, preferences, and behaviors are added to the cyber and physical space [1, 2]. Important examples of this class of systems are the energy grid, whenever human preferences are considered into energy demands

*This result is part of a project that has received funding from the European Research Council (ERC) under the European Union's Horizon 2020 research and innovation programme (grant agreement No 638992 - OPT4SMART).

and consumption schedules [3, 4], or transportation infrastructures, whenever human behavior and routing preferences are taken into account in the decision making process [5, 6]. Other examples stem from personalized healthcare [7] and robotics [8].

An important aspect in CPSS is then to strike a balance between given engineered performance metrics and user’s (dis)satisfaction. Engineered metrics may include, e.g., operational cost and efficiency; on the other hand, metrics to be addressed for the users may be related to comfort (e.g., temperature in a home or building), perceived safety (e.g., distance from preceding vehicles while driving on a freeway), or simply preferences (e.g., taking a route with the least number of traffic lights).

While, on one side, engineered goals may come from well-defined metrics based on physical models and can be time-varying to model data streams [9], on the other side, user’s (dis)satisfaction is more complex to model. The “utility” function to be optimized for the users is often based on averaged models constructed on generic one-fits-all models. However, oftentimes, these strategies do not lead to meaningful optimization outcomes. Good averaged models of users’ utilities are difficult to obtain for the associated cost and time of human studies, the data is therefore scarce and biased, see e.g. [10, 11]. For these reasons, more tailored and personalized strategies are to be preferred when dealing with humans [12].

This paper studies time-varying optimization problems distributed across a network of N agents. Each agent represents both a physical node (e.g., a home or a car) and its associated user. The optimization has a cost function that comprises of both a known time-varying engineering cost, and an unknown user specific (dis)satisfaction function. Formally, we define the *distributed personalized problem* as

$$\underset{x \in \mathbb{R}^n}{\text{minimize}} \quad \sum_{i=1}^N \underbrace{V_i(x; t) + U_i(x)}_{f_i(x; t)}, \quad t \in \mathbb{N} \quad (1)$$

where $x \in \mathbb{R}^n$ represents the common decision variable, and $t \in \mathbb{N}$ represents the time index; each agent i is equipped with the known time-varying engineering cost $V_i(x; t) : \mathbb{R}^n \times \mathbb{N} \rightarrow \mathbb{R}$ and with the unknown user’s dissatisfaction function $U_i(x) : \mathbb{R}^n \rightarrow \mathbb{R}$. The aggregated cost $f_i(x, t) : \mathbb{R}^n \times \mathbb{N} \rightarrow \mathbb{R}$ is associated to agent i only¹. Then, by *solving* problem (1), we mean to generate a sequence of tentative solutions, say $\{\bar{x}_t\}_{t=1}^T$, which make the corresponding cost $\sum_{i=1}^N f_{i,t}(\bar{x}_t; t)$ as close as possible to its (current) optimal value, say $f_\star(t)$, for all t . In particular, as customary in online optimization, we measure the quality of the given sequence $\{\bar{x}_t\}_{t=1}^T$ using the *cumulative dynamic regret* up to time T defined by

$$R_T(\{\bar{x}_t\}_{t=1}^T) \triangleq \sum_{t=1}^T \left(\sum_{i=1}^N f_i(\bar{x}_t; t) - f_\star(t) \right) \quad (2)$$

¹One can see cost $V_i(x; t)$ as sampled from a continuously varying cost $V_i(x, \tau) : \mathbb{R}^n \times \mathbb{R}_+ \rightarrow \mathbb{R}$ at sampling instant τ_t , $t \in \mathbb{N}$, as $V_i(x; t) = V_i(x, \tau_t)$, and $\tau_t - \tau_{t-1} =: T_s$ being the sampling period.

and the *average dynamic regret* up to time T defined by $R_T(\{\bar{x}_t\}_{t=1}^T)/T$.

The challenges in solving problem (1) are multiple. First, a *distributed* strategy must be developed. Then, not only the optimization problem changes over time, but its cost function is not completely known by the agents and it has to be learned *concurrently* to the solution of the problem, by employing noisy user's feedback.

This paper addresses all the above mentioned challenges and provides the following main contributions.

We propose a *personalized gradient tracking* distributed scheme combining an online optimization algorithm with a learning mechanism, and derive a bound on its dynamic regret. As a building block for the proposed scheme, we develop a dynamic gradient tracking algorithm that, given a smooth strongly convex time-varying cost function, is capable of tracking its solution sequence $\{x_\star(t)\}_{t \in \mathbb{N}}$ in a distributed way up to a bounded error, in line with time-varying optimization results [9, 13–15]. Notice that, this block is a contribution per se to the distributed online optimization literature.

In the proposed personalized gradient tracking strategy, the dynamic gradient tracking update is interlaced with a learning mechanism to let each node learn the user's cost function $U_i(x)$, by employing noisy user's feedback in the form of a scalar quantity given by $y_{i,t} = U(x_{i,t}) + \epsilon_{i,t}$, where $x_{i,t}$ is the local, tentative solution at time t and $\epsilon_{i,t}$ is a noise term. It is worth pointing out that in this paper, we consider convex parametric models, instead of more generic non-parametric models, such as Gaussian Processes [12, 16–21], or convex regression [22, 23]. The reasons for this choice stem from the fact that (i) user's functions are or can be often approximated as convex (see, e.g., [24, 25] and references therein), which makes the overall optimization problem much easier to be solved; (ii) convex parametric models have better *asymptotical rate* bounds² than convex non-parametric models [22], which is fundamental when attempting at learning with scarce data; and (iii) a solid online theory already exists in the form of recursive least squares (RLS) [26–31]. Therefore, our learning mechanism is based on a RLS algorithm, whose asymptotical rate is characterized.

Although the high-level algorithmic idea of combining a distributed (online) optimization update with a recursive regression scheme appears intuitively reasonable, the concurrent application of the two updates at the same time scale introduces several challenges in the analysis that have been addressed by properly applying and adapting tools from online and distributed optimization and from parameter estimation.

To summarize, the main goal of the paper is to provide a first-of-its-kind algorithm to simultaneously learn and solve optimization problems with unknown convex parametric models online and in a distributed fashion, while at the same time incorporating human preferences in the loop.

²By asymptotical rate, we mean how the approximation gets closer to the true function as the number of data points (feedback) increases. Bounds on the asymptotical rate as a function of t are equivalently referred to as consistency results, information consistency, or contraction rates.

Literature survey Incorporating user’s satisfaction in the decision-making process is not a new concept [32], and a centralized framework with a similar structure to the one considered in this paper has been introduced in [12], even though in the context of non-parametric learning (see also references therein for a comprehensive literature survey). As mentioned, letting user’s utility functions enter in optimization problems to drive the systems to a “comfortable” solution is fundamental in data-driven control and optimization problems involving both humans and machines (see [33, 34]). Further motivating examples include, e.g., optimizing the operations of a smart grid from engineering perspectives, while taking into account the user’s preferences [21].

In the distributed setup addressed by this paper, we assume that the function U_i can be modeled as a linearly parametrized convex quadratic function, whose parameters are unknown and have to be learned. This represents a first step towards generic parametric models³. Non-parametric approaches in the literature to learn unknown functions are e.g., (shape-constrained) Gaussian processes [16, 21, 35] and convex regression [23, 36]. As said, we prefer here parametric models for their faster asymptotical rates, cheap online computational load, and ease of introducing convexity constraints⁴.

Another line of research, not followed in this paper, is zero-order (stochastic) online convex optimization, where the cost function is assumed convex, but not known, and its gradient is estimated by function evaluations [37–39]. Even though this line of research is extremely relevant for human-in-the-loop settings (see, e.g., [8]), we distinguish ourselves from it since we do not assume that the user’s feedback is available at each time t . This is key in human systems where feedback may come intermittently, and still one needs to be able to solve the optimization problem. Imagine for example that a particular user is content with whichever decision and she/he does not feel the need for giving feedback, after a few initial ones. Then our algorithm would work seamlessly, since it builds a model for U_i , while zero-order methods would still need function evaluations (i.e., feedback) to proceed.

Regarding optimization problems with (known) time-varying cost function, they have been addressed in the distributed optimization literature, both in the stochastic (see, e.g., [40, 41] and references therein) and online/time-varying settings, e.g., [9, 14, 42–50]. Our algorithm relies on the recently proposed gradient tracking algorithm (see, e.g., [51–60]). We point out that the gradient tracking scheme has been originally designed for static optimization problems while in [13, 14] it has been applied to online problems. The most important difference

³The approach in this paper can be extended to linearly parametrized convex functions, but we assume a quadratic structure for the sake of clarity. If the user’s parametric model is more complex, we can always focus on local results, where the model is approximately convex and linear in the parameters.

⁴Shape-constrained Gaussian processes can be used to impose convexity constraints in a practical sense, but their computational complexity scales as $O(t^3)$, where t is the number of data points, they are not trivially extended for decision spaces with dimensions $n > 1$, and asymptotical rate bounds are not yet available. Convex regression has asymptotical rate bounds of the form of $O(t^{-1/n})$, which is very slow compared to the parametric models, and their computational complexity scales at least as $O(t^2 n^3)$.

here is that not knowing either the cost function, the minimum dynamics, or both, poses important additional challenges in ensuring convergence concurrently with learning.

Finally, it is worth pointing out that the ideas that are expressed in this paper can be related to the concepts of bandit optimization [19], restless bandit problems [61], inverse reinforcement learning [62], and socially-guided machine learning [63], with the important difference that we optimize *while* learning, and do so in a distributed setting.

Organization The paper is organized as follows. In Section 2 the problem set-up is introduced. The proposed distributed algorithm is presented and discussed in Section 3, while the Appendix is devoted to the convergence analysis.

Notation Given a vector $v \in \mathbb{R}^n$ we denote by $[v]_j$ the j -th component of v . Given m vectors v_1, \dots, v_m , we define $\text{col}(v_1, \dots, v_m) \triangleq [v_1^\top, \dots, v_m^\top]^\top$. Given a matrix $A \in \mathbb{R}^{n \times n}$ we denote by $[A]_j$ the j -th row of A . Given $c \in \mathbb{R}$, $b \in \mathbb{R}^n$ and $A \in \mathbb{R}^{n \times n}$, let $v \triangleq \text{col}(c, b, [A]_1^\top, \dots, [A]_n^\top) \in \mathbb{R}^{1+n+n^2}$, then we define the operator $\text{UNPACK}(v)$ so that $(A, b, c) = \text{UNPACK}(v)$. We further denote by $\mathbf{1}$ and $\mathbf{0}$ the all-one, all-zero vectors of appropriate dimensions, respectively. Given a convex function $f : \mathbb{R}^n \rightarrow \mathbb{R}$, it is m -strongly convex if $f - m\|x\|^2/2$ is convex, $m > 0$, and L -smooth if $f - L\|x\|^2/2$ is concave (or equivalently its gradient is L -Lipschitz continuous), $\infty > L > 0$. Gradients w.r.t. the decision variable x of function $f(x; t)$ are indicated with $\nabla f(x; t)$. For a sequence of events $\{E_t\}$, we say that it occurs/converges with high probability (w.h.p.), if for any $\delta \in (0, 1]$ there exists a sufficiently big, yet finite, \bar{t} (possibly depended on δ), for which the probability of occurrence of E_t for all $t \geq \bar{t}$ is greater than $1 - \delta$: $\Pr(E_t | \forall t \geq \bar{t}) \geq 1 - \delta$, and it can be made arbitrarily close to 1, by taking sufficiently big \bar{t} 's.

2 Problem Assumptions

Problem (1) is to be solved in a distributed way by a network of N agents. We have depicted the problem setting in Figure 1: each agent is composed by a physical node (e.g., a home, a car, a mobile phone) linked to an end-user. The nodes are equipped with a time-varying cost V_i and can evaluate a noisy version of $U_i(x)$ by asking the user for feedback on a particular decision $x_{i,t}$. Each node can compute and communicate with its direct neighbors over a fixed network. In this context, each agent i has only a *partial* knowledge of the target problem.

Remark 2.1. *The engineering cost function is a time-varying function, modeling data-streams and set-point variations, see e.g., [9]. On the contrary, we assume the user's function to be fixed in time, or slowly changing w.r.t. the engineering variations. Although this may not hold in general, it could be generalized if needed with a forgetting factor in the learning algorithm.* \square

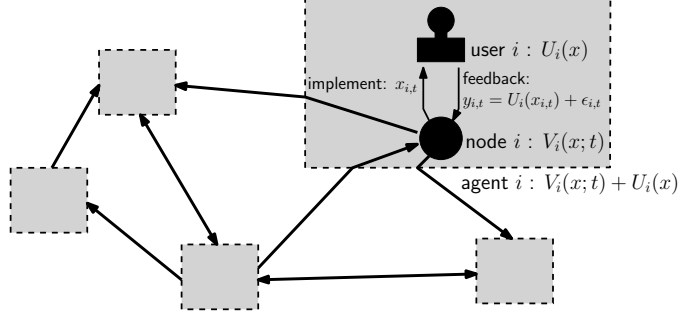


Figure 1: The problem setup: a network of connected and communicating nodes, each node with associated an end-user from which feedback may be asked on their own dissatisfaction on a particular decision.

Remark 2.2. We assume in the following that the users give feedback at each time t that they are asked for it, with no delay. This is not a limitation: we could consider cases in which users give intermittent feedback at different time-scales and with delays. This would mean that the learning would be slower. From the optimization perspective, since the knowledge of U_i changes every time a new feedback is received, the worst case scenario is when feedback is given at each time (see also the discussion in [12]). \square

We consider the following assumption on the problem structure.

Assumption 2.3. For all $i = 1 \dots, N$ it holds that:

- (i) The function $V_i(x; t)$ is uniformly m -strongly convex and its gradients are uniformly L_V -Lipschitz continuous for all $t \in \mathbb{N}$.
- (ii) The function $U_i(x)$ has a quadratic structure, i.e.,

$$U_i(x) = \frac{1}{2} x^\top P_i x + q_i^\top x + r_i,$$

with $P_i \in \mathbb{R}^{n \times n}$ symmetric and with eigenvalues in the range $[m_i, L_i]$, with $L_i \geq m_i > 0$, $q_i \in \mathbb{R}^n$, $r_i \in \mathbb{R}$.

- (iii) The parameters P_i , q_i and r_i of U_i are unknown, however one knows a (loose) bound on L_i , and noisy measurements of $U_i(x)$ can be taken for any point $x \in \mathbb{R}^n$ as

$$y_i = U_i(x) + \epsilon_i,$$

where ϵ_i denotes a generic scalar zero-mean noise with finite variance.

- (iv) The optimizer of Problem (1), $x_\star(t)$, is finite for each $t \in \mathbb{N}$, and $\|x_\star(t)\| < \infty$. \square

Assumption 2.3 on the engineering function $V_i(x; t)$ is quite standard in the time-varying literature [9, 15].

As for the the m_i -strongly convex, L_i -smooth quadratic model of $U_i(x)$, we point out that, though partially restrictive, this structure is reasonable as

discussed in the introduction (see also Footnote 3) and it can be, possibly, relaxed. Loose bounds on L_i can be obtained from experiments and average user data. Finally, the finiteness assumption on the optimizer (which exists and it is unique for (i)-(ii)) just ensures that the problem is well-posed even in a time-varying setting (see also [64]).

Since each $U_i(x)$ is quadratic but unknown, its parameters need to be estimated over time. Therefore, we let each agent i consider an approximation of $U_i(x)$ at each time t given by

$$\hat{U}_{i,t}(x) \triangleq \frac{1}{2} x^\top \hat{P}_{i,t} x + \hat{q}_{i,t}^\top x + \hat{r}_{i,t}, \quad (3)$$

where $\hat{P}_{i,t}$, $\hat{q}_{i,t}$ and $\hat{r}_{i,t}$ represent the current estimates of the true (unknown) parameters P_i , q_i and r_i . We then define the local estimated cost of agent i as

$$\hat{f}_i(x; t) \triangleq V_i(x; t) + \hat{U}_{i,t}(x).$$

Defining $\hat{f}(x; t) \triangleq \sum_{i=1}^N \hat{f}_i(x; t)$, we denote by $\hat{f}_\star(t)$ its minimum value and by $\hat{x}_\star(t)$ the (unique) minimum point. Consistently, we define $f(x; t) \triangleq \sum_{i=1}^N f_i(x; t)$ and its minimum value $f_\star(t)$ attained at some $x_\star(t)$.

At this point, we make no specific choice on the type of estimation algorithm that we use to determine $\hat{U}_{i,t}(x)$, provided that it satisfies the following assumptions.

Assumption 2.4. *For the choice of estimation algorithm, the estimated $\hat{U}_{i,t}(x)$ is finite for finite x , for all t . Furthermore:*

(i) *With high probability, the estimated $\hat{P}_{i,t}$ is symmetric and it has eigenvalues in the set $[0, \mu L_i]$, $\mu > 1$. I.e., for any $\delta \in (0, 1]$ and $\mu > 1$, there exists a finite \bar{t} , for which:*

$$\Pr(\mu L_i I_n \geq \hat{P}_{i,t} \geq 0 \mid \forall t \geq \bar{t}) \geq 1 - \delta,$$

(ii) *When the first fact holds true, there exist constants $c_x, c_\nabla < \infty$ such that:*

$$\begin{aligned} \|\hat{x}_\star(t) - \hat{x}_\star(t-1)\| &\leq c_x, \\ \max_i \|\nabla \hat{f}_i(\hat{x}_\star(t); t) - \nabla \hat{f}_i(\hat{x}_\star(t); t-1)\| &\leq c_\nabla. \end{aligned} \quad \square$$

Assumption 2.4(i) is a mild assumption, especially for non-misspecified least square estimators [Cf. Appendix A.5]. It only imposes that eventually (and with high probability), the estimated values of $\hat{P}_{i,t}$ get close to obtain the properties of the true P_i .

Once $\mu L_i I_n \geq \hat{P}_{i,t} \geq 0$, then the approximate problems are convex and for Assumption 2.3, the optimizer of $\hat{f}(x; t)$ is finite. Then, Assumption 2.4(ii) is reasonable, mild, and standard in time-varying optimization: it ensures that the problem's changes are bounded. This in turn guarantees that one is able to track its solution up to a meaningful error bound.

With Assumption 2.4 in place, after \bar{t} and for all $t \geq \bar{t}$, the approximate cost function $\hat{f}(x; t)$ is m -strongly convex and L -smooth, with constant L as

$$L = NL_V + \mu \sum_{i=1}^N L_i, \quad (4)$$

with probability $1 - \delta$, and the local cost function $\hat{f}_i(x; t)$ is $(L_V + \mu L_i)$ -smooth. In addition, and with Assumption 2.3(ii), for the gradient $\nabla \hat{f}_i(x; t)$ one has that

$$\begin{aligned} \|\nabla \hat{f}_i(x; t) - \nabla \hat{f}_i(x; t-1)\| &= \|\nabla \hat{f}_i(x; t) - \nabla \hat{f}_i(x; t-1) \\ &\quad \pm (\nabla \hat{f}_i(\hat{x}_*(t); t) - \nabla \hat{f}_i(\hat{x}_*(t); t-1))\| \\ &\leq \|\nabla \hat{f}_i(x; t) - \nabla \hat{f}_i(\hat{x}_*(t); t)\| \\ &\quad + \|\nabla \hat{f}_i(x; t-1) - \nabla \hat{f}_i(\hat{x}_*(t); t-1)\| \\ &\quad + \|\nabla \hat{f}_i(\hat{x}_*(t); t) - \nabla \hat{f}_i(\hat{x}_*(t); t-1)\| \\ &\leq 2(L_V + \mu L_i)\|x - \hat{x}_*(t)\| + c_\nabla, \end{aligned} \quad (5)$$

with probability $1 - \delta$.

Regarding the structure of the communication network, it is modeled through a weighted graph $\mathcal{G} = (\mathcal{V}, \mathcal{E}, W)$ in which $\mathcal{V} = \{1, \dots, N\}$ denotes the set of nodes, $\mathcal{E} \subseteq \mathcal{V} \times \mathcal{V}$ the set of edges and $W = [w_{ij}] \in \mathbb{R}^{N \times N}$ the weighted adjacency matrix. We let \mathcal{G} satisfy the following.

Assumption 2.5. *The graph \mathcal{G} is directed and strongly connected. The weighted adjacency matrix W is doubly-stochastic, i.e., $\sum_{j=1}^N w_{ij} = 1$ for all $i = 1, \dots, N$ and $\sum_{i=1}^N w_{ij} = 1$ for all $j = 1, \dots, N$. Moreover, for all $i = 1, \dots, N$, $w_{ij} > 0$ if and only if $j \in N_i$, where $N_i \triangleq \{j \mid (j, i) \in \mathcal{E}\} \cup \{i\}$ is the set of in-neighbors of node i . \square*

The condition above does not include all possible communication topologies, however it includes the broad class of balanced digraphs. See [65] for further details.

3 Personalized Gradient Tracking Distributed Algorithm

In this section we describe our novel distributed online algorithm for solving problem (1). We first provide its description in Section 3.1 while its steps are then discussed in Section 3.2 and 3.3. In Section 3.4, we provide the result on the dynamic regret bound, and we conclude in Section 3.5 with computational and communication complexity results.

3.1 Distributed Algorithm Description

Each agent i stores and updates several states. First, it has a local estimate $x_{i,t} \in \mathbb{R}^n$ of the solution of problem (1) at iteration t . Second, it maintains local

estimates $\hat{P}_{i,t} \in \mathbb{R}^{n \times n}$, $\hat{q}_{i,t} \in \mathbb{R}^n$ and $\hat{r}_{i,t} \in \mathbb{R}$ of the unknown parameters of the local function $U_i(x)$ (cf. (3)). Third, it uses an auxiliary state $d_{i,t} \in \mathbb{R}^n$ to reconstruct the current value of the gradient of $\sum_{i=1}^N \hat{f}_i(x_{i,t}; t)$.

For computational convenience, the local variable $x_{i,t}$ will be often arranged in the following vectorized form

$$\chi_{i,t} = \text{col}(1, x_{i,t}, [x_{i,t}]_1 x_{i,t}/2, \dots, [x_{i,t}]_n x_{i,t}/2) \in \mathbb{R}^{1+n+n^2}.$$

Each iteration $t \in \mathbb{N}$ of the distributed algorithm consists in three consecutive actions performed by each agent i .

1. A *feedback* on the current local solution estimate $x_{i,t}$ is obtained from the user. In particular, a noisy *measurement* of the output of $U_i(\cdot)$ evaluated at $x_{i,t}$ is computed and stored as $y_{i,t}$ given in (6).
2. The estimates $\hat{P}_{i,t}$, $\hat{q}_{i,t}$ and $\hat{r}_{i,t}$ of the unknown parameters P_i , q_i and r_i of U_i are updated by means of an ad-hoc *learning* procedure (7). Such a procedure relies on a recursive least square scheme which makes use only of the most updated data $(y_{i,t}, x_{i,t})$, thus not requiring to store and use all the past points generated by the distributed algorithm.
3. The local solution estimate $x_{i,t}$ of problem (1) at time t is updated via a *dynamic gradient tracking* distributed algorithm (9), whose aim is to track the sequence of solutions $\{x_\star(t)\}_{t \in \mathbb{N}}$ of problem (1).

A pseudocode of the proposed scheme is reported in Algorithm 1 where $\alpha > 0$ is the so-called step-size while $\eta \gg 0$ is a tuning parameter.

3.2 Parameters Estimation via Recursive Least Squares

The aim of the learning part of Algorithm 1 (cf. (7)) is to provide a recursive scheme to let each agent i estimate the unknown parameters of U_i . Specifically, the considered scheme aims at solving, for each t , the least squares (LS) problem

$$\underset{P \in \mathbb{R}^{n \times n}, q \in \mathbb{R}^n, r \in \mathbb{R}}{\text{minimize}} \sum_{s=1}^t \left(\frac{1}{2} x_{i,s}^\top P x_{i,s} + q^\top x_{i,s} + r - y_{i,s} \right)^2, \quad (10)$$

for a given set of estimate-measurement pairs $(x_{i,s}, y_{i,s})_{s=1}^t$.

By defining $\xi_i = \text{col}(r, q, [P]_1^\top, \dots, [P]_n^\top) \in \mathbb{R}^{1+n+n^2}$, problem (10) can be equivalently recast into

$$\hat{\xi}_{i,t} = \arg \min_{\xi_i} \sum_{s=1}^t (\xi_i^\top \chi_{i,s} - y_{i,s})^2, \quad (11)$$

and $\hat{P}_{i,t}$, $\hat{q}_{i,t}$ and $\hat{r}_{i,t}$ can be then retrieved from $\hat{\xi}_{i,t}$ via (8) (cf. the Notation). Now, instead of keeping track of all the data, problem (11) is solved as data

Algorithm 1 Personalized Gradient Tracking

Initialization: $x_{i,0}$ arbitrary, $d_{i,0} = \nabla \hat{f}_i(x_{i,0}; 0)$, $R_{i,0} = \eta I_{1+n+n^2}$, $\hat{\xi}_{i,0} = \mathbf{0}_{1+n+n^2}$.

Evolution: $t = 1, 2, \dots$

MEASURING/FEEDBACK

$$y_{i,t} = U_i(x_{i,t}) + \epsilon_{i,t} \quad (6)$$

LEARNING

$$\mathbf{s}_{i,t} = \frac{R_{i,t-1} \boldsymbol{\chi}_{i,t}}{1 + \boldsymbol{\chi}_{i,t}^\top R_{i,t-1} \boldsymbol{\chi}_{i,t}} \quad (7a)$$

$$R_{i,t} = R_{i,t-1} - (1 + \boldsymbol{\chi}_{i,t}^\top R_{i,t-1} \boldsymbol{\chi}_{i,t}) \mathbf{s}_{i,t} \mathbf{s}_{i,t}^\top \quad (7b)$$

$$\hat{\xi}_{i,t} = \hat{\xi}_{i,t-1} + (y_{i,t} - \boldsymbol{\chi}_{i,t}^\top \hat{\xi}_{i,t-1}) \mathbf{s}_{i,t} \quad (7c)$$

$$(\hat{P}_{i,t}, \hat{q}_{i,t}, \hat{r}_{i,t}) = \text{UNPACK}(\hat{\xi}_{i,t}) \quad (8)$$

DYNAMIC GRADIENT TRACKING

$$x_{i,t} = \sum_{j \in \mathcal{N}_i} w_{ij} x_{j,t-1} - \alpha d_{i,t-1} \quad (9a)$$

$$g_{i,t} = \nabla V_i(x_{i,t}; t) + \hat{P}_{i,t}^\top x_{i,t} + \hat{q}_{i,t} \quad (9b)$$

$$d_{i,t} = \sum_{j \in \mathcal{N}_i} w_{ij} d_{j,t-1} + (g_{i,t} - g_{i,t-1}) \quad (9c)$$

become available by means of a recursive least squares (RLS) approach [26, Chapter 11] [27, Chapter 12], which gives rise to (7) in Algorithm 1.

Notice that, the estimate computed by using RLS differs from the standard, non recursive, least squares (LS) counterpart only in the initial iterations, due to the initialization, which is quickly negligible [26, Chapter 11]; the asymptotic convergence properties coincide with those of the non recursive LS approach (see, e.g., [26, Section 11.2]). In particular, let us define $\xi_{i,\star} = \text{col}(r_i, q_i, [P_i]_1^\top, \dots, [P_i]_n^\top)$ for all i . Then, for each agent the following classical result holds.

Lemma 3.1 (Large sample asymptotic properties of LS). *Let the data sequence $\{(\boldsymbol{\chi}_{i,s}, y_{i,s})\}_s$ be such that:*

- the process $\{(\boldsymbol{\chi}_{i,s}, y_{i,s})\}_s$ is jointly stationary and ergodic;
- the matrix $\Sigma_{xx} = \mathbb{E}[\boldsymbol{\chi}_{i,s} \boldsymbol{\chi}_{i,s}^\top]$ is nonsingular;

- for $w_{i,s} = \chi_{i,s} \epsilon_{i,s}$, then $\{w_{i,s}\}$ is a martingale difference sequence with finite second moments (cfr. [66, Assumption 2.5]), and denote $S = \mathbb{E}[w_{i,s} w_{i,s}^\top]$.

Then,

$$\sqrt{t}(\hat{\xi}_{i,t} - \xi_{i,\star}) \xrightarrow{D} \mathcal{N}(0, \Sigma_{xx}^{-1} S \Sigma_{xx}^{-1}), \quad (12)$$

as $t \rightarrow \infty$, where the notation \xrightarrow{D} stands for convergence in distribution.

Proof. See, e.g., [66, Proposition 2.1] and [26, Chapters 8, 9 and 11]. \square

Result (12) implies that the random variable $\sqrt{t}(\hat{\xi}_{i,t} - \xi_{i,\star})$ is asymptotically normal distributed, and that $\|\hat{\xi}_{i,t} - \xi_{i,\star}\| \rightarrow 0$ with rate $O(1/\sqrt{t})$. To say it another way, the rate $O(1/\sqrt{t})$ is the asymptotical rate bound for (R)LS, and this will be used as an important block to prove the convergence of Algorithm 1.

The assumptions in Lemma 3.1 are mild and their implications/extensions are discussed at length in [26, 27, 66] and other references. Loosely speaking, they require that the sequence of data point is sufficiently rich, which is reasonable in our setting, due to the time variability of the cost function.

3.3 Dynamic Gradient Tracking

The step in (9) is meant to implement a gradient tracking distributed algorithm tailored for an online optimization problem. We recall that the standard gradient tracking algorithm (see [51–60]) is a distributed algorithm to solve *static* optimization problems in the form

$$\underset{x \in \mathbb{R}^n}{\text{minimize}} \quad \sum_{i=1}^N f_i(x).$$

Then, the gradient tracking from the perspective of agent i reads as follows

$$\begin{aligned} x_{i,t} &= \sum_{j \in \mathcal{N}_i} w_{ij} x_{j,t-1} - \alpha d_{i,t-1} \\ g_{i,t} &= \nabla f_i(x_{i,t}) \\ d_{i,t} &= \sum_{j \in \mathcal{N}_i} w_{ij} d_{j,t-1} + (g_{i,t} - g_{i,t-1}) \end{aligned}$$

with $x_{i,0}$ arbitrary and $d_{i,0} = \nabla f_i(x_{i,0})$.

Now we provide the convergence rate result for the dynamic gradient tracking scheme implemented in the optimization phase of Algorithm 1 (cf. (9)).

Theorem 3.2. *Consider the sequence $\{x_{i,t}\}_{t \geq 1}$ generated by (9) and let $\bar{x}_t \triangleq \frac{1}{N} \sum_{i=1}^N x_{i,t}$. Let Assumptions 2.3, 2.4, and 2.5 hold. Choose a $\mu > 1$. Then, there exist a $\rho < 1$ and a small enough (yet computable) step-size α in $(0, N/L]$, for which the following holds with high probability*

$$\limsup_{t \rightarrow \infty} \sum_{i=1}^N \hat{f}_i(\bar{x}_t; t) - \hat{f}_\star(t) = \frac{L(Nc_{\nabla}^2 + c_x^2)}{2(1 - \rho)^2}$$

with linear rate ρ . Furthermore, \bar{x}_t is bounded. \square

The proof of Theorem 3.2 is given in Appendix A.2, along with computable bounds for α .

The result is in line with current works in time-varying optimization [9, 15], as well as regret results with dynamic comparators when the path length grows as $O(t)$ and we employ a constant step-size [44].

3.4 Regret Analysis of Algorithm 1

The next theorem, whose proof relies on (12) and Theorem 3.2 and is reported in Appendix A.4, represents the second main result of this paper. It shows that a bound on the cumulative regret can be provided under suitable assumptions, and that the asymptotic average regret is bounded.

Theorem 3.3. *Let the sequences $\{(\chi_{i,t}, y_{i,t})\}_t$ be generated by Algorithm 1. Let Assumptions 2.3, 2.4 and 2.5 hold. Assume that the sequences $\{(\chi_{i,t}, y_{i,t})\}_t$ satisfy the assumptions of Lemma 3.1. Choose a $\mu > 1$. Then, there exist a $\rho < 1$ and a small enough (yet computable) step-size α in $(0, N/L]$, for which with high probability,*

$$R_T(\{\bar{x}_t\}_{t=1}^T) \leq O(1) + O(\sqrt{T}) + O\left(T \frac{L(Nc_{\nabla}^2 + c_x^2)}{2(1-\rho)^2}\right).$$

Moreover, w.h.p., the average dynamic regret decays as $O(1/\sqrt{T}) + O(1)$, while its asymptotical value is

$$\limsup_{T \rightarrow \infty} \frac{R_T(\{\bar{x}_t\}_{t=1}^T)}{T} = \frac{L(Nc_{\nabla}^2 + c_x^2)}{2(1-\rho)^2} = O(1), \quad w.h.p.$$

\square

Let us now briefly discuss the assumptions and the results above. The fact that the sequences $\{(\chi_{i,t}, y_{i,t})\}_t$ need to satisfy the assumptions of Lemma 3.1, can be rephrased as the fact that they have to be sufficiently rich, and they explore a sufficiently large portion of the information space. This is reasonable, in light of the time-varying component of the objective function. So, under mild assumptions, Algorithm 1 delivers a bounded average dynamic regret with high probability. In particular, the dynamic regret is composed of three terms: the first $O(1)$ term collects the initialization errors (e.g., when $\hat{U}_{i,t}$ is nonconvex). The second $O(\sqrt{T})$ term, more standard, represents the learning bound, while the third $O(T)$ term pertains the tracking of the solution trajectory, and it is linear in T since the path length is linear in T [44]. Finally, the asymptotical bound depends on how fast the problems are changing in time, due to variations of the gradients and the optimizers, as typical in time-varying optimization.

3.5 Computational and communication complexity

We finish our analysis of Algorithm 1 by reporting its computational and communication complexity. First, only local computations are carried out, and the most demanding are matrix/vector multiplications on vector $\chi_{i,t} \in \mathbb{R}^{1+n+n^2}$, delivering a computational complexity of $O(n^4)$. This is in comparison with Gaussian Processes $O(t^3)$ and convex regression $O(t^2n^3)$ [Cf. Footnote 4]. This makes our method less computational intensive than other techniques, especially for large $t \gg n$ (i.e., as more and more data comes in). This is due to the fact that our method is recursive.

As for the communication complexity, our gradient tracking employs two communication rounds for each iteration for a total of at worst $4(N-1)n$ scalar sent.

4 Numerical Example: Optimal Vehicle Platooning

As a numerical example, we consider an online problem that arises in the on-line optimal design of the cruise speed $v_c(t)$ of a platoon of vehicles in which a compromise between a target speed for a vehicle $p_i(t)$ (often coming from road conditions, vehicle type, and fuel/aerodynamic consideration) and a user’s “desired” speed v_i must be found. This problem and alike are becoming more relevant in the context of user acceptance of technology and automation, especially in view of automated driving [67].

We assume to consider N vehicles, whose inter-distances are pre-determined or adjusted dynamically. The users can give feedback on the velocities that are being implemented by vehicle-specific controllers. We further assume that the local controllers act at a faster time-scale than the optimization time-scale, so that they can be considered to act instantaneously⁵. Feedback can be collected via onboard sensors or wearables that infer user’s (dis)comfort [68].

We consider a scenario in which both V_i and U_i are quadratic, i.e.,

$$\underset{x \in \mathbb{R}}{\text{minimize}} \quad \sum_{i=1}^N \left(\underbrace{\|x - p_i(t)\|^2}_{V_i(x;t)} + \underbrace{\|x - v_i\|^2}_{U_i(x)} \right), \quad t \geq 0.$$

with $p_i(t)$ and v_i scalar quantities.

We implemented the Personalized Gradient Tracking Algorithm 1 with DIS-ROPT [69] and performed an experiment with $N = 10$ vehicles (i.e., agents), in which each target speed $p_i(t)$ evolves according to the following law

$$p_i(t) = z_i + \psi_i \sin(t/m_i)$$

⁵Delays and controller dynamics could be considered as inexact updates from an optimization perspective and they will be investigated in future work.

with $z_i \in \mathbb{R}$, $\psi_i > 0$ and $m_i > 1$. We randomly generate the coefficients by picking $v_i, z_i \in \mathcal{U}[5, 5]^2$, $m_i \in \mathbb{N}$ uniformly drawn in $[100, 150]$, $\psi_i \in \mathcal{U}[0.5, 0.6]$ and $\epsilon_{i,t} \in \mathcal{N}(0, 0.2)$ for all $i = 1, \dots, N$. We ran 10^6 iterations with step-size $\alpha = 0.01$ and initial conditions $x_{i,0} \in \mathcal{U}[-1.5, 1.5]^2$. The evolution of the average regret R_t/t obtained by the algorithm is shown in Figure 2. Specifically, we evaluate the dynamic regret as expressed in (2) at $\bar{x}_t \triangleq \frac{1}{N} \sum_{i=1}^N x_{i,t}$ for all $t \in [1, 10^6]$. As expected from Theorem 3.3, the average regret decays to some constant value.

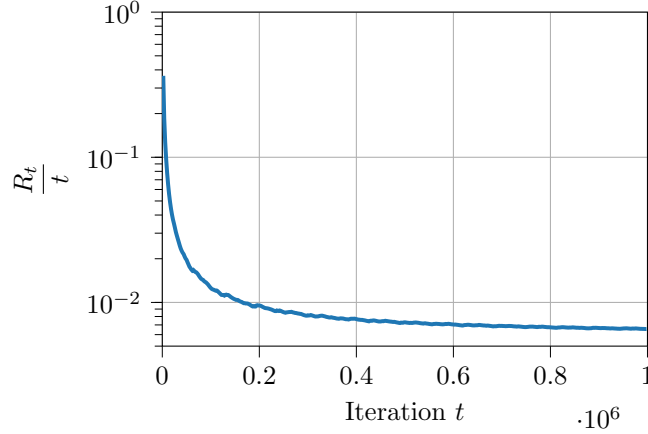


Figure 2: Evolution of the average regret.

In Figure 3 and Figure 4, we show the consensus and tracking error, respectively. In particular, it can be appreciated that they become stationary, though not vanishing, after the initial transient highlighted in the insets, consistently with (36).

5 Conclusions

In this paper, we addressed the problem of solving in a distributed way an online optimization problems in which the local cost functions are composed by a known and an unknown part. The unknown part is assumed to have a quadratic structure (with unknown parameters). We proposed an algorithm which allows to concurrently track the solution of the problem and estimate the parameters of the unknown portion of the objective function. Finally, we showed that a bounded (possibly vanishing) average regret is achieved under suitable assumptions. A numerical example is provided to corroborate the theoretical results.

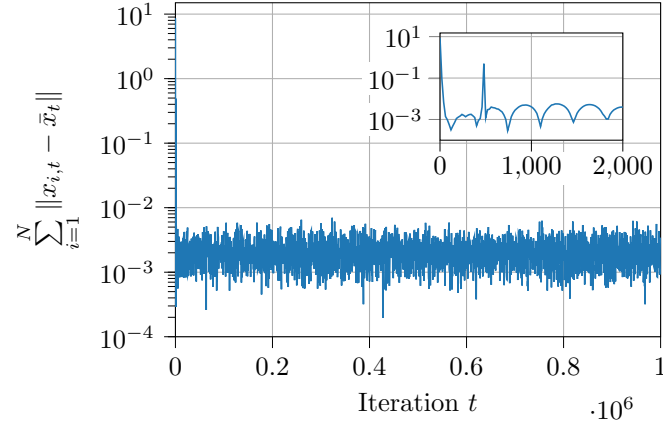


Figure 3: Evolution of the consensus error.

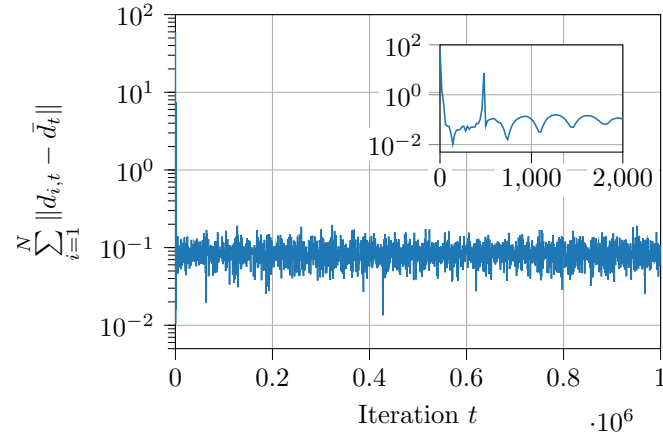


Figure 4: Evolution of the tracking error.

A Appendix

In the subsequent analysis, we will use the following quantities

$$\bar{x}_t \triangleq \frac{1}{N} \sum_{i=1}^N x_{i,t}, \quad (13)$$

$$\bar{g}_t \triangleq \frac{1}{N} \sum_{i=1}^N \nabla \hat{f}_i(\bar{x}_t; t), \quad (14)$$

$$\bar{d}_t \triangleq \frac{1}{N} \sum_{i=1}^N d_{i,t}, \quad (15)$$

which represent the average of the local quantities in (9). Through straightforward manipulations, it can be shown that they evolve according to

$$\bar{x}_t = \bar{x}_{t-1} - \alpha \bar{d}_{t-1} \quad (16a)$$

$$\bar{d}_t = \bar{d}_{t-1} + \frac{1}{N} \sum_{i=1}^N (g_{i,t} - g_{i,t-1}). \quad (16b)$$

In particular, by exploiting the (column) stochasticity of W (cf. Assumption 2.5), and the initialization $d_i^0 = \nabla \hat{f}_i(x_i^0; 0)$ it can be shown that, for all $t \geq 0$,

$$\bar{d}_t = \frac{1}{N} \sum_{i=1}^N g_{i,t} = \frac{1}{N} \sum_{i=1}^N \nabla \hat{f}_i(x_{i,t}, t). \quad (17)$$

Moreover, let us define $\mathbf{x}_t \triangleq \text{col}(x_{1,t}, \dots, x_{N,t})$, $\mathbf{d}_t \triangleq \text{col}(d_{1,t}, \dots, d_{N,t})$ and $\mathbf{g}_t \triangleq \text{col}(g_{1,t}, \dots, g_{N,t})$. Then, algorithm (9) can be rewritten from a global perspective as

$$\mathbf{x}_t = W\mathbf{x}_{t-1} - \alpha \mathbf{d}_{t-1}, \quad (18a)$$

$$\mathbf{d}_t = W\mathbf{d}_{t-1} + (\mathbf{g}_t - \mathbf{g}_{t-1}). \quad (18b)$$

Let us conclude this part by introducing some useful quantities. Let σ_W be the spectral radius of $W - \frac{1}{N}\mathbf{1}\mathbf{1}$. Notice that under Assumption 2.5 it holds that $\sigma_W \in (0, 1)$. In light of Assumption 2.3 and Eq. (4), we denote by m the strong convexity parameter of the cost functions \hat{f} and by L the Lipschitz continuity parameter of the gradients $\nabla \hat{f}$. Therefore, it holds with probability $1 - \delta$

$$\begin{aligned} \hat{f}(a; t) - \hat{f}(b; t) &\leq \nabla \hat{f}(b)^\top (a - b) + \frac{L}{2} \|a - b\|^2 \\ \hat{f}(a; t) - \hat{f}(b; t) &\geq \nabla \hat{f}(b)^\top (a - b) + \frac{m}{2} \|a - b\|^2 \end{aligned}$$

for all $a, b \in \mathbb{R}^n$, for all $t \geq \bar{t}$.

A.1 Intermediate Results

The following analysis relies on the study of the following quantities:

- (i) the consensus error $\|\mathbf{x}_t - \mathbf{1}\bar{x}_t\|$,
- (ii) the tracking error $\|\mathbf{d}_t - \mathbf{1}\bar{d}_t\|$,
- (iii) the optimality error $\|\bar{x}_t - x_\star(t)\|$.

Let us start by bounding the consensus error.

Lemma A.1. *Let assumption 2.5 hold. Then*

$$\|\mathbf{x}_t - \mathbf{1}\bar{x}_t\| \leq \sigma_W \|\mathbf{x}_{t-1} - \mathbf{1}\bar{x}_{t-1}\| + \alpha \|\mathbf{d}_{t-1} - \mathbf{1}\bar{d}_{t-1}\| \quad (19)$$

for all t .

Proof. By using (18a), (18b), (16a) and (16b) one has

$$\|\mathbf{x}_t - \mathbf{1}\bar{x}_t\| = \|W\mathbf{x}_{t-1} - \alpha\mathbf{d}_{t-1} - \mathbf{1}\bar{x}_{t-1} + \alpha\mathbf{1}\bar{d}_{t-1}\|.$$

Now, by using the triangle inequality and exploiting Assumption 2.5 we get

$$\begin{aligned} \|\mathbf{x}_t - \mathbf{1}\bar{x}_t\| &\leq \|W\mathbf{x}_{t-1} - \mathbf{1}\bar{x}_{t-1}\| + \alpha \|\mathbf{d}_{t-1} - \mathbf{1}\bar{d}_{t-1}\| \\ &\leq \sigma_W \|\mathbf{x}_{t-1} - \mathbf{1}\bar{x}_{t-1}\| + \alpha \|\mathbf{d}_{t-1} - \mathbf{1}\bar{d}_{t-1}\| \end{aligned}$$

thus concluding the proof. \square

The next result bounds the distance between \bar{x}_t and $\hat{x}_\star(t)$ at each iteration after \bar{t} and with probability $1 - \delta$.

Lemma A.2. *Let Assumptions 2.3, 2.4, 2.5 hold. Then, for $t \geq \bar{t}$ and with probability $1 - \delta$:*

$$\begin{aligned} \|\bar{x}_t - \hat{x}_\star(t)\| &\leq \theta \|\bar{x}_{t-1} - \hat{x}_\star(t-1)\| \\ &\quad + \alpha \frac{L}{\sqrt{N}} \|\mathbf{x}_{t-1} - \mathbf{1}\bar{x}_{t-1}\| + c_x \end{aligned} \quad (20)$$

with $\theta = \max\{|1 - L\alpha/N|, |1 - m\alpha/N|\}$.

Proof. By using (16a) one has

$$\begin{aligned} \|\bar{x}_t - \hat{x}_\star(t)\| &= \|\bar{x}_{t-1} - \alpha\bar{d}_{t-1} - \hat{x}_\star(t)\| \\ &= \|\bar{x}_{t-1} - \alpha\bar{d}_{t-1} \pm \hat{x}_\star(t-1) - \hat{x}_\star(t)\| \\ &\leq \|\bar{x}_{t-1} - \alpha\bar{d}_{t-1} - \hat{x}_\star(t-1)\| + c_x \end{aligned}$$

where in the second line we add and subtract $\hat{x}_\star(t-1)$ and in the last one we exploit Assumption 2.4 with the triangle inequality. Now, by adding and

subtracting $\alpha\bar{g}_{t-1}$ inside the norm, we get

$$\begin{aligned}
& \|\bar{x}_t - \hat{x}_\star(t)\| \\
& \leq \|\bar{x}_{t-1} - \alpha\bar{d}_{t-1} - \hat{x}_\star(t-1) - \alpha\bar{g}_{t-1} + \alpha\bar{g}_{t-1}\| + c_x \\
& \leq \|\bar{x}_{t-1} - \alpha\bar{g}_{t-1} - \hat{x}_\star(t-1)\| + \|\alpha\bar{g}_{t-1} - \alpha\bar{d}_{t-1}\| + c_x \\
& \leq \theta\|\bar{x}_{t-1} - \hat{x}_\star(t-1)\| + \|\alpha\bar{g}_{t-1} - \alpha\bar{d}_{t-1}\| + c_x \\
& \leq \theta\|\bar{x}_{t-1} - \hat{x}_\star(t-1)\| + \alpha\frac{L}{\sqrt{N}}\|\mathbf{x}_{t-1} - \mathbf{1}\bar{x}_{t-1}\| + c_x
\end{aligned} \tag{21}$$

in which in the second line we use the triangle inequality, in the third one we exploit the convergence rate result for a gradient iteration applied to a smooth and strongly convex function and in the last one we use the Lipschitz continuity of each $\nabla\hat{f}_i$ (cf. Eq. (4)) and (17) to write

$$\begin{aligned}
\|\bar{g}_t - \bar{d}_t\| &= \left\| \frac{1}{N} \sum_{i=1}^N \nabla\hat{f}_i(\bar{x}_t; t) - \nabla\hat{f}_i(x_{i,t}; t) \right\| \\
&\leq \frac{1}{N} \sum_{i=1}^N \|\nabla\hat{f}_i(\bar{x}_t; t) - \nabla\hat{f}_i(x_{i,t}; t)\| \\
&\leq \frac{1}{N} \sum_{i=1}^N (L_V + \mu L_i) \|\bar{x}_t - x_{i,t}\| \\
&\leq \frac{1}{N} \max_i (L_V + \mu L_i) \sum_{i=1}^N \|\bar{x}_t - x_{i,t}\| \\
&\leq \frac{1}{N} \max_i (L_V + \mu L_i) \sqrt{N} \|\mathbf{1}\bar{x}_t - \mathbf{x}_t\|
\end{aligned}$$

where the last inequality follows from concavity of the square root function. \square

In the next result we characterize the tracking error.

Lemma A.3. *Let Assumptions 2.3, 2.4, 2.5 hold. Then, for $t \geq \bar{t}$ and with probability $1 - \delta$:*

$$\begin{aligned}
\|\mathbf{d}_t - \mathbf{1}\bar{d}_t\| &\leq (\sigma_W + \alpha L) \|\mathbf{d}_{t-1} - \mathbf{1}\bar{d}_{t-1}\| + \\
&\quad + (L\|W - I\| + 2L + \alpha L^2 \sqrt{N}) \|\mathbf{x}_{t-1} - \mathbf{1}\bar{x}_{t-1}\| \\
&\quad + (2L\sqrt{N} + \alpha L^2 \sqrt{N}) \|\bar{x}_{t-1} - x_\star(t-1)\| + \sqrt{N} c_\nabla.
\end{aligned} \tag{22}$$

Proof. From (18b) and (16b), one has

$$\begin{aligned}
\|\mathbf{d}_t - \mathbf{1}\bar{d}_t\| &= \left\| W\mathbf{d}_{t-1} + (\mathbf{g}_t - \mathbf{g}_{t-1}) \right. \\
&\quad \left. - \mathbf{1} \left(\bar{d}_{t-1} + \frac{1}{N} \sum_{i=1}^N (g_{i,t} - g_{i,t-1}) \right) \right\|
\end{aligned} \tag{23}$$

Now, by using the triangle inequality, we have

$$\begin{aligned}
& \|\mathbf{d}_t - \mathbf{1}\bar{d}_t\| \\
& \leq \|W\mathbf{d}_{t-1} - \mathbf{1}\bar{d}_{t-1}\| + \left\| \left(I - \frac{1}{N}\mathbf{1}\mathbf{1}^\top\right) (\mathbf{g}_t - \mathbf{g}_{t-1}) \right\| \\
& \leq \sigma_W \|\mathbf{d}_{t-1} - \mathbf{1}\bar{d}_{t-1}\| + \left\| I - \frac{1}{N}\mathbf{1}\mathbf{1}^\top \right\| \|\mathbf{g}_t - \mathbf{g}_{t-1}\| \\
& \leq \sigma_W \|\mathbf{d}_{t-1} - \mathbf{1}\bar{d}_{t-1}\| + \|\mathbf{g}_t - \mathbf{g}_{t-1}\|
\end{aligned} \tag{24}$$

where, in the second inequality we used the contraction property of the consensus matrix W and the sub-multiplicativity of 2-norm and in the third inequality the fact that $\|I - \frac{1}{N}\mathbf{1}\mathbf{1}^\top\| \leq 1$. Now define

$$\tilde{\mathbf{g}}_t \triangleq \text{col}(\nabla \hat{f}_1(x_{i,t-1}; t), \dots, \nabla \hat{f}_N(x_{i,t-1}; t)).$$

By adding and subtracting $\tilde{\mathbf{g}}_t$ inside the second term of (24) and using the triangle inequality we have

$$\begin{aligned}
& \|\mathbf{d}_t - \mathbf{1}\bar{d}_t\| \\
& \leq \sigma_W \|\mathbf{d}_{t-1} - \mathbf{1}\bar{d}_{t-1}\| + \|\mathbf{g}_t - \tilde{\mathbf{g}}_t\| + \|\tilde{\mathbf{g}}_t - \mathbf{g}_{t-1}\| \\
& \leq \sigma_W \|\mathbf{d}_{t-1} - \mathbf{1}\bar{d}_{t-1}\| + L\|\mathbf{x}_t - \mathbf{x}_{t-1}\| + \|\tilde{\mathbf{g}}_t - \mathbf{g}_{t-1}\| \\
& \leq \sigma_W \|\mathbf{d}_{t-1} - \mathbf{1}\bar{d}_{t-1}\| + L\|W\mathbf{x}_{t-1} - \alpha\mathbf{d}_{t-1} - \mathbf{x}_{t-1}\| \\
& \quad + 2L\|\mathbf{x}_{t-1} - \mathbf{1}\hat{x}_*(t-1)\| + \sqrt{N}c_\nabla
\end{aligned} \tag{25}$$

where in the second line we use Assumption 2.3, in the third one Assumption 2.4, and in the last line Eq. (5). Then by adding and subtracting $\pm \mathbf{1}\bar{x}_{t-1}$ inside $\|\mathbf{x}_{t-1} - \mathbf{1}\hat{x}_*(t-1)\|$ and using the triangle inequality:

$$\begin{aligned}
& \|\mathbf{d}_t - \mathbf{1}\bar{d}_t\| \\
& \leq \sigma_W \|\mathbf{d}_{t-1} - \mathbf{1}\bar{d}_{t-1}\| + L\|W\mathbf{x}_{t-1} - \alpha\mathbf{d}_{t-1} - \mathbf{x}_{t-1}\| \\
& \quad + 2L\|\mathbf{x}_{t-1} - \mathbf{1}\bar{x}_{t-1}\| + 2L\sqrt{N}\|\bar{x}_{t-1} - \hat{x}_*(t-1)\| + \sqrt{N}c_\nabla.
\end{aligned} \tag{26}$$

Consider now the second term in the right-hand side of (25). We have that

$$\begin{aligned}
& \|W\mathbf{x}_t - \alpha\mathbf{d}_t - \mathbf{x}_t\| \\
& = \|(W - I)(\mathbf{x}_t - \mathbf{1}\bar{x}_t) - \alpha\mathbf{d}_t\| \\
& \leq \|W - I\|\|\mathbf{x}_t - \mathbf{1}\bar{x}_t\| + \alpha\|\mathbf{d}_t\| \\
& = \|W - I\|\|\mathbf{x}_t - \mathbf{1}\bar{x}_t\| + \alpha\|\mathbf{d}_t \pm \mathbf{1}\bar{d}_t\| \\
& \leq \|W - I\|\|\mathbf{x}_t - \mathbf{1}\bar{x}_t\| + \alpha\|\mathbf{d}_t - \mathbf{1}\bar{d}_t\| + \alpha\|\mathbf{1}\bar{d}_t\|
\end{aligned} \tag{27}$$

Moreover, regarding the term $\|\bar{d}_t \mathbf{1}\|$ in (27), one has

$$\begin{aligned}
\|\mathbf{1}\bar{d}_t\| &= N\|\bar{d}_t\| = N\left\|\frac{1}{N}\sum_{i=1}^N \nabla f_i(x_{i,t};t)\right\| \\
&= N\left\|\frac{1}{N}\sum_{i=1}^N (\nabla f_i(x_{i,t};t) - \nabla f_i(x_\star(t);t))\right\| \\
&\leq L\sum_{i=1}^N \|x_{i,t} - \hat{x}_\star(t)\| \\
&\leq L\sqrt{N}\|\mathbf{x}_t - \mathbf{1}\hat{x}_\star(t)\| \\
&\leq L\sqrt{N}\|\mathbf{x}_t - \mathbf{1}\bar{x}_t\| + L\sqrt{N}\|\bar{x}_t - \hat{x}_\star(t)\|
\end{aligned} \tag{28}$$

where in the second line we used the optimality of $\hat{x}_\star(t)$, in the third one the Lipschitz continuity of $\nabla \hat{f}_i$, in the fourth one the algebraic property of the 2-norm and in the last one we added and subtracted $\mathbf{1}\bar{x}_t$ and used the triangle inequality. The proof is completed by combining (26), (27) and (28) to obtain (22). \square

A.2 Proof of Theorem 3.2

Let us define

$$\mathbf{v}_t := \begin{bmatrix} \|\bar{x}_t - \hat{x}_\star(t)\| \\ \|\mathbf{x}_t - \mathbf{1}\bar{x}_t\| \\ \|\mathbf{d}_t - \mathbf{1}\bar{d}_t\| \end{bmatrix}, \quad \mathbf{z}_t := \begin{bmatrix} c_\nabla \\ c_x \end{bmatrix}. \tag{29}$$

Then, by combining Lemma A.1, A.2 and A.3 we have that after \bar{t} and with probability $1 - \delta$:

$$\mathbf{v}_t \leq A(\alpha)\mathbf{v}_{t-1} + B\mathbf{z}_{t-1} \tag{30}$$

with

$$A(\alpha) = \begin{bmatrix} \theta & \alpha\frac{L}{\sqrt{N}} & 0 \\ 0 & \sigma_W & \alpha \\ a_1 & a_2 & \sigma_W + \alpha L \end{bmatrix}, \quad B = \begin{bmatrix} 0 & 1 \\ 0 & 0 \\ \sqrt{N} & 0 \end{bmatrix}, \tag{31}$$

where $a_1 = \alpha L^2\sqrt{N} + 2L\sqrt{N}$ and $a_2 = L\|W - I\| + 2L + \alpha L^2\sqrt{N}$.

Now, since by assumption $\alpha \leq N/L$ and $m \leq L$, we have that $\theta = 1 - \alpha m/N$ and hence

$$\begin{aligned}
A(\alpha) &= \begin{bmatrix} 1 & 0 & 0 \\ 0 & \sigma_W & 0 \\ 2L\sqrt{N} & L\|W - I\| + 2L & \sigma_W \end{bmatrix} \\
&\quad + \alpha \begin{bmatrix} -\frac{m}{N} & \frac{L}{\sqrt{N}} & 0 \\ 0 & 0 & 1 \\ L^2\sqrt{N} & L^2\sqrt{N} & L \end{bmatrix}. \tag{32}
\end{aligned}$$

We use now [70, Theorem 6.3.12] for a small perturbation α . In particular, the eigenvalues of the α -independent part of $A(\alpha)$ are 1 and $\sigma_W < 1$ (since lower triangular). For continuity of the eigenvalues w.r.t. the matrix coefficients, the eigenvalues σ_W will transform in something else, but for small enough α they will be still < 1 . For the single eigenvalue 1 with left eigenvalue $\text{col}(1, 0, 0)$ and right eigenvalue $\text{col}(1, 0, 2L\sqrt{N}/(1 - \sigma_W))$, one can use [70, Theorem 6.3.12(i)], to say that the corresponding eigenvalue of $A(\alpha)$, say $\lambda(\alpha)$, will be

$$|\lambda(\alpha) - 1 + \alpha m/N| \leq \alpha \epsilon, \quad (33)$$

for any $\epsilon > 0$ and sufficiently small α . If then one selects e.g., $\epsilon = \frac{m}{2N}$, then $\lambda(\alpha) \in [1 - 3\alpha \frac{m}{2N}, 1 - \alpha \frac{m}{2N}]$, meaning that there exists a small enough α , for which all the eigenvalues of $A(\alpha)$ are all strictly less than one, and therefore the spectral radius of $A(\alpha)$, say ρ , becomes strictly less than one⁶. Also, we have that the input \mathbf{z}_t is bounded. Since $\mathbf{v}_t, A, B, \mathbf{z}_t$ have nonnegative entries, we can expand (30) from \bar{t} and get

$$\mathbf{v}_t \leq A(\alpha)^{t-\bar{t}} \mathbf{v}_{\bar{t}} + \sum_{\tau=\bar{t}}^{t-1} A(\alpha)^{t-1-\tau} B \mathbf{z}_\tau. \quad (34)$$

Given Assumptions 2.3-2.4, for any finite \bar{t} , $\|\mathbf{v}_{\bar{t}}\|$ is bounded. This is true, since $\hat{f}_i(x; t)$ and its gradient are bounded for any bounded x , and all the coefficients of the gradient tracking algorithm are bounded by construction. Therefore we can take norms and write,

$$\begin{aligned} \|\mathbf{v}_t\| &\leq \|A(\alpha)^{t-\bar{t}} \mathbf{v}_{\bar{t}}\| + \left\| \sum_{\tau=\bar{t}}^{t-1} A(\alpha)^{t-1-\tau} B \mathbf{z}_\tau \right\| \\ &\leq \rho^{t-\bar{t}} \|\mathbf{v}_{\bar{t}}\| + \sum_{\tau=\bar{t}}^{t-1} \rho^{t-1-\tau} \sqrt{N c_{\nabla}^2 + c_x^2}. \end{aligned} \quad (35)$$

And, taking the limit:

$$\limsup_{t \rightarrow \infty} \|\mathbf{v}_t\| = \frac{1}{1 - \rho} \sqrt{N c_{\nabla}^2 + c_x^2} =: \bar{c}. \quad (36)$$

Condition (35) shows that the first term decreases linearly with rate ρ equal to the spectral radius of $A(\alpha)$ while the second term is bounded. Condition (36) completes the argument yielding the upper limit of the sequence. This finishes the first part of the proof.

The second part of the proof is based on similar arguments to those used in [54, Theorem 1]. In particular we have that all the entries of \mathbf{v}_t converges to \bar{c} linearly with rate $O(\rho^k)$. Moreover, by exploiting the Lipschitz continuity of

⁶Note that the upper bound on α can be computed numerically for specific instances of the problem, since all the other quantities are known.

the gradients of $\hat{f}(x; t) = \sum_i \hat{f}_i(x; t)$ one has

$$\begin{aligned} \hat{f}(\bar{x}_t; t) - \hat{f}(\hat{x}_\star(t); t) &\leq \nabla \hat{f}(\hat{x}_\star(t); t)^\top (\bar{x}_t - \hat{x}_\star(t)) \\ &\quad + \frac{L}{2} \|\bar{x}_t - \hat{x}_\star(t)\|^2. \end{aligned}$$

Now, since $\nabla \hat{f}(\hat{x}_\star(t); t) = 0$ the above implies that

$$\hat{f}(\bar{x}_t; t) - \hat{f}_\star(t) \leq \frac{L}{2} \|\bar{x}_t - \hat{x}_\star(t)\|^2 \leq \frac{L}{2} \|\mathbf{v}_t\|^2$$

and hence the limit superior of $\hat{f}(\bar{x}_t; t) - \hat{f}_\star(t)$ converges to $\frac{L\bar{c}^2}{2}$ with linear rate $O(\rho^t)$. This yield:

$$\Pr \left(\limsup_{t \rightarrow \infty} \sum_{i=1}^N \hat{f}_i(\bar{x}_t; t) - \hat{f}_\star(t) = \frac{L(Nc_\nabla^2 + c_x^2)}{2(1-\rho)^2} \right) \geq 1 - \delta.$$

This concludes the second part of the proof.

The third part concern the boundedness of $\|\bar{x}_t\|$, which is bounded by the discussion above as

$$\|\bar{x}_t\| \leq \|\bar{x}_t - \hat{x}_\star(t)\| + \|\hat{x}_\star(t)\| \leq \|\mathbf{v}_t\| + \|\hat{x}_\star(t)\|,$$

and since $\|\mathbf{v}_t\|$ is bounded for discussion above and $\|\hat{x}_\star(t)\|$ is finite by assumption, then $\|\bar{x}_t\|$ is bounded.

Finally, since the above limit results are valid for any $\delta \in (0, 1]$, we have that they hold with high probability.

A.3 Asymptotical bounds for RLS

We are now ready to present some asymptotical bounds for RLS that will be important to demonstrate Theorem 3.3.

Lemma A.4. *Under the same assumptions of Theorem 3.3, the following asymptotical bound holds true.*

For any bounded vector $x \in \mathbb{R}^n$, the functional learning is bounded as

$$\left| U_i(x) - \hat{U}_{i,t}(x) \right| \leq O(1/\sqrt{t}).$$

Proof. The inequality follows from Lemma 3.1,

$$\left| U_i(x) - \hat{U}_{i,t}(x) \right| = \left| (\xi_i^\star - \hat{\xi}_{i,t})^\top \boldsymbol{\chi} \right| \leq \left\| \xi_i^\star - \hat{\xi}_{i,t} \right\| \left\| \boldsymbol{\chi} \right\|,$$

where we have defined $\boldsymbol{\chi} = \text{col}(1, x, [x]_1 x/2, \dots, [x]_N x/2)$. Since by hypothesis $\|x\|$ is bounded, and by Lemma 3.1 $\|\xi_i^\star - \hat{\xi}_{i,t}\| \leq O(1/\sqrt{t})$, then, $\left| U_i(x) - \hat{U}_{i,t}(x) \right| \leq O(1/\sqrt{t})$. \square

A.4 Proof of Theorem 3.3

By definition of dynamic regret, we have

$$\begin{aligned} R_T(\{\bar{x}_t\}) &= \sum_{t=1}^T \left(\sum_{i=1}^N \left(\hat{f}_i(\bar{x}_t; t) + U_i(\bar{x}_t) - \hat{U}_{i,t}(\bar{x}_t) \right) - f_\star(t) \right) \\ &\leq \sum_{t=1}^T \left(\sum_{i=1}^N \hat{f}_i(\bar{x}_t; t) - f_\star(t) \right) \\ &\quad + \sum_{t=1}^T \sum_{i=1}^N \left| U_i(\bar{x}_t) - \hat{U}_{i,t}(\bar{x}_t) \right| \end{aligned}$$

Now, fixing a $\delta \in (0, 1]$ one determines a \bar{t} , and the first term on the right-hand side can be rewritten as

$$\begin{aligned} &\sum_{t=1}^T \left(\sum_{i=1}^N \hat{f}_i(\bar{x}_t; t) - f_\star(t) \right) \\ &= \sum_{t=1}^{\bar{t}-1} \left(\sum_{i=1}^N \hat{f}_i(\bar{x}_t; t) - f_\star(t) \right) + \sum_{t=\bar{t}}^T \left(\sum_{i=1}^N \hat{f}_i(\bar{x}_t; t) - f_\star(t) \right) \end{aligned}$$

where in the first \bar{t} iterations functions \hat{f}_i , in general, could have been nonconvex, while it is convex after \bar{t} with probability $1 - \delta$. Notice now that, both $V_i(x; t)$ and $\hat{U}_{i,t}(x)$ are bounded for all bounded x and all i and t (by Assumptions 2.3-2.4). Moreover, by Theorem 3.2, $\|\bar{x}_t\|$ is bounded. Thus, we can bound the quantity $\sum_{t=1}^{\bar{t}-1} \left(\sum_{i=1}^N \hat{f}_i(\bar{x}_t; t) - f_\star(t) \right)$ by $O(\bar{t})$. Then,

$$\begin{aligned} R_T(\{\bar{x}_t\}) &\leq O(\bar{t}) + \sum_{t=\bar{t}}^T \left(\sum_{i=1}^N \hat{f}_i(\bar{x}_t; t) - f_\star(t) \right) \\ &\quad + \sum_{t=1}^T \sum_{i=1}^N \left| U_i(\bar{x}_t) - \hat{U}_{i,t}(\bar{x}_t) \right|. \end{aligned} \tag{37}$$

Now, we can use the fact that

$$\begin{aligned} f_\star(t) &= \hat{f}_\star(t) + (f_\star(t) - \hat{f}_\star(t)) = \\ &\quad \hat{f}_\star(t) + \underbrace{(f(x_\star(t); t) - \hat{f}_\star(t))}_{(I)} + \underbrace{(f_\star(t) - f(x_\star(t); t))}_{(II)}. \end{aligned}$$

In addition, by strong convexity of \hat{f} and optimality,

$$(I) \geq \frac{m}{2} \|x_\star(t) - \hat{x}_\star(t)\|^2 \geq 0,$$

while,

$$(II) \geq - \sum_{i=1}^N \left| U_i(x_*(t)) - \hat{U}_{i,t}(x_*(t)) \right|.$$

Putting this together and using Lemma A.4 for $x = x_*(t)$, which is bounded:

$$\begin{aligned} -f_*(t) &\leq -\hat{f}_*(t) + \sum_{i=1}^N \left| U_i(x_*(t)) - \hat{U}_{i,t}(x_*(t)) \right| \\ &\leq -\hat{f}_*(t) + O(1/\sqrt{t}). \end{aligned} \quad (38)$$

In the expression of the dynamic regret (37), then,

$$\begin{aligned} R_T(\{\bar{x}_t\}) &\leq O(\bar{t}) + \sum_{t=\bar{t}}^T \left(\sum_{i=1}^N \hat{f}_i(\bar{x}_t; t) - \hat{f}_*(t) \right) \\ &\quad + \sum_{t=\bar{t}}^T O(1/\sqrt{t}) + \sum_{t=1}^T O(1/\sqrt{t}), \end{aligned} \quad (39)$$

where in the last line we have used (38) and Lemma A.4 for $x = \bar{x}_t$, which is bounded by Theorem 3.2.

Now, by using Theorem 3.2, the second term can be upper bounded as

$$\begin{aligned} \sum_{t=\bar{t}}^T \left(\sum_{i=1}^N \hat{f}_i(\bar{x}_t; t) - \hat{f}_*(t) \right) \\ \leq \sum_{t=\bar{t}}^T O(\rho^{t-\bar{t}}) + O \left((T - \bar{t}) \frac{L(Nc_{\nabla}^2 + c_x^2)}{2(1-\rho)^2} \right), \end{aligned} \quad (40)$$

Hence, by combining (39) and (40) we have that, with probability $1 - \delta$,

$$R_T(\{\bar{x}_t\}) \leq O(1) + O(\sqrt{T}) + O \left(T \frac{L(Nc_{\nabla}^2 + c_x^2)}{2(1-\rho)^2} \right)$$

where we have used the fact that, since \bar{t} is finite, $O(\bar{t}) + \sum_{t=\bar{t}}^T O(\rho^{t-\bar{t}}) = O(1)$. Since the above is valid with probability $1 - \delta$, for any $\delta \in (0, 1]$, it is valid with high probability, which concludes the proof.

A.5 On Assumption 2.4(i)

To understand that Assumption 2.4(i) is reasonable, consider the scalar LS case, where the parameter p is estimated as $\hat{p}_t = p + \frac{1}{t} \sum_{i=1}^t \epsilon_i$, for measurements $m_i = p + \epsilon_i$, and $\epsilon_i \sim \mathcal{N}(0, \sigma^2)$. Then, \hat{p}_t is a random variable drawn from

$\mathcal{N}(p, \sigma^2/t)$. Suppose that $L \geq p > 0$ and $\mu > 1$. The probability that \hat{p}_t is *not* in $[0, \mu L]$ is now,

$$\delta_t = \frac{1}{\sqrt{2\pi}\sigma_t} \left[\int_{-\infty}^0 e^{-\frac{1}{2}\left(\frac{x-p}{\sigma_t}\right)^2} dx + \int_{\mu L}^{+\infty} e^{-\frac{1}{2}\left(\frac{x-p}{\sigma_t}\right)^2} dx \right] \quad (41)$$

where we have defined $\sigma_t = \sigma/\sqrt{t}$. Now, by the definition of complementary error function erfc , the above is equivalent to

$$\delta_t = \frac{1}{2} \text{erfc} \left(\frac{2p}{\sqrt{2}\sigma_t} \right) + \frac{1}{2} \text{erfc} \left(\frac{\mu L - p}{\sqrt{2}\sigma_t} \right),$$

while by the fact that $\text{erfc}(x) \leq e^{-x^2}$ for $x > 0$ [71], then,

$$\delta_t \leq \frac{1}{2} e^{-\left(\frac{2p}{\sqrt{2}\sigma_t}\right)^2} + \frac{1}{2} e^{-\left(\frac{\mu L - p}{\sqrt{2}\sigma_t}\right)^2}.$$

By the union bound, the probability that \hat{p}_t is *not* in $[0, \mu L]$ for *at least one* time $T > t \geq \bar{t}$ is then

$$\begin{aligned} & \sum_{t=\bar{t}}^T \frac{1}{2} e^{-\left(\frac{2p}{\sqrt{2}\sigma_t}\right)^2} + \frac{1}{2} e^{-\left(\frac{\mu L - p}{\sqrt{2}\sigma_t}\right)^2} \\ & \leq \frac{1}{2} \int_{t=\bar{t}}^T e^{-\left(\frac{2p}{\sqrt{2}\sigma}\right)^2 t} + e^{-\left(\frac{\mu L - p}{\sqrt{2}\sigma}\right)^2 t} dt \\ & \leq \sigma^2 \left(\frac{1}{4p^2} e^{-\left(\frac{2p}{\sqrt{2}\sigma}\right)^2 \bar{t}} + \frac{1}{(\mu L - p)^2} e^{-\left(\frac{\mu L - p}{\sqrt{2}\sigma}\right)^2 \bar{t}} \right) =: \delta. \end{aligned}$$

Then, the probability that \hat{p}_t is in $[0, \mu L]$ for at all times $T > t > \bar{t}$, with $T \rightarrow \infty$ is $1 - \delta$. Assumption 2.4(i) is then verified, since for any $\delta \in (0, 1]$, one can find a finite and big enough \bar{t} for which the probability that \hat{p}_t is in $[0, \mu L]$ for at all times $t \geq \bar{t}$ is $1 - \delta$.

References

- [1] F. Dressler, “Cyber physical social systems: Towards deeply integrated hybridized systems,” in *2018 International Conference on Computing, Networking and Communications (ICNC)*, pp. 420–424, 2018.
- [2] J. Zeng, L. T. Yang, M. Lin, H. Ning, and J. Ma, “A Survey: Cyber-physical-social systems and their system-level design methodology,” *Future Generation Computer Systems*, vol. 105, pp. 1028–1042, 2020.
- [3] P. Chatupromwong and A. Yokoyama, “Optimization of charging sequence of plug-in electric vehicles in smart grid considering user’s satisfaction,” in *IEEE International Conference on Power System Technology*, pp. 1 – 6, 2012.

- [4] S. Shibasaki, M. Inoue, M. Arahata, and V. Gupta, “Weak control approach to consumer-preferred energy management,” *arXiv preprint arXiv:1911.07448*, 2019.
- [5] D. Quercia, R. Schifanella, and L. M. Aiello, “The Shortest Path to Happiness: Recommending Beautiful, Quiet, and Happy Routes in the City,” in *Proceedings of Conference on Hypertext and Social Media*, pp. 116 – 125, 2014.
- [6] W. Schwarting, A. Pierson, J. Alonso-Mora, S. Karaman, and D. Rus, “Social behavior for autonomous vehicles,” *Proceedings of the National Academy of Sciences*, vol. 116, no. 50, pp. 24972–24978, 2019.
- [7] M. Menner, L. Neuner, L. Lünenburger, and M. N. Zeilinger, “Using human ratings for feedback control: A supervised learning approach with application to rehabilitation,” *IEEE Transactions on Robotics*, vol. 36, no. 3, pp. 789–801, 2020.
- [8] X. Luo, Y. Zhang, and M. M. Zavlanos, “Socially-Aware Robot Planning via Bandit Human Feedback,” in *ACM/IEEE 11th International Conference on Cyber-Physical Systems (ICCPS)*, pp. 216–225, 2020.
- [9] E. Dall’Anese, A. Simonetto, S. Becker, and L. Madden, “Optimization and learning with information streams: Time-varying algorithms and applications,” *IEEE Signal Processing Magazine*, vol. 37, pp. 71–83, 2020.
- [10] B. Lepri, J. Staiano, D. Sangokoya, E. Letouzé, and N. Oliver, “The Tyranny of Data? The Bright and Dark Sides of Data-Driven Decision-Making for Social Good,” in *Transparent Data Mining for Big and Small Data*, vol. 32, Springer, pp. 3 – 24, 2017.
- [11] D. D. Bourgin, J. C. Peterson, D. Reichman, S. J. Russell, and T. L. Griffiths, “Cognitive model priors for predicting human decisions,” in *Proceedings of the 36th International Conference on Machine Learning*, pp. 5133–5141, 2019.
- [12] A. Simonetto, E. Dall’Anese, J. Monteil, and A. Bernstein, “Personalized Optimization with User’s Feedback,” *Automatica (provisionally accepted)*, *arXiv:1905.00775*, 2019.
- [13] Y. Zhang, R. J. Ravier, M. M. Zavlanos, and V. Tarokh, “A distributed online convex optimization algorithm with improved dynamic regret,” in *IEEE Conference on Decision and Control (CDC)*, pp. 2449–2454, 2019.
- [14] K. Yuan, W. Xu, and Q. Ling, “Can primal methods outperform primal-dual methods in decentralized dynamic optimization?,” *arXiv preprint arXiv:2003.00816*, 2020.

- [15] A. Simonetto, E. Dall’Anese, S. Paternain, G. Leus, and G. B. Giannakis, “Time-Varying Convex Optimization: Time-Structured Algorithms and Applications,” *Proceedings of the IEEE (to appear)*, 2020.
- [16] C. E. Rasmussen and C. K. I. Williams, *Gaussian Processes for Machine Learning*. Cambridge, MA, US: The MIT Press, 2006.
- [17] W. Chu and Z. Ghahramani, “Preference learning with Gaussian processes,” in *Proceedings of the 22nd International Conference on Machine learning*, pp. 137–144, ACM, 2005.
- [18] N. Houlsby, F. Huszar, Z. Ghahramani, and J. M. Hernández-Lobato, “Collaborative Gaussian processes for preference learning,” in *Advances in neural information processing systems*, pp. 2096–2104, 2012.
- [19] N. Srinivas, A. Krause, S. M. Kakade, and M. W. Seeger, “Information-theoretic regret bounds for Gaussian process optimization in the bandit setting,” *IEEE Transactions on Information Theory*, vol. 58, no. 5, pp. 3250–3265, 2012.
- [20] R. Pinsler, R. Akrou, T. Osa, J. Peters, and G. Neumann, “Sample and Feedback Efficient Hierarchical Reinforcement Learning from Human Preferences,” in *IEEE International Conference on Robotics and Automation (ICRA)*, pp. 596–601, 2018.
- [21] A. M. Ospina, A. Simonetto, and E. Dall’Anese, “Personalized Demand Response via Shape-Constrained Online Learning,” in *arXiv:2006.06932*, 2020.
- [22] R. Mazumder, A. Choudhury, G. Iyengar, and B. Sen, “A Computational Framework for Multivariate Convex Regression and Its Variants,” *Journal of the American Statistical Association*, vol. 114, no. 525, pp. 318–331, 2019.
- [23] A. Simonetto, “Smooth strongly convex regression,” 2020. European Signal Processing Conference (to appear); [Online] <https://arxiv.org/abs/2003.00771>.
- [24] A. L. Johnson and D. R. Jiang, “Shape constraints in economics and operations research,” *Statistical Science*, pp. 527 – 546, 2018.
- [25] W. Chen and R. Mazumder, “Multivariate Convex Regression at Scale,” *Journal of the American Statistical Association*, 2020. arXiv:2005.11588.
- [26] L. Ljung, *System Identification: Theory for the User*. Prentice Hall PTR, 1999.
- [27] A. H. Sayed, *Fundamentals of Adaptive Filtering*. John Wiley & Sons, New York, 2003.

- [28] F. S. Cattivelli, C. G. Lopes, and A. H. Sayed, “Diffusion Recursive Least-Squares for Distributed Estimation Over Adaptive Networks,” *IEEE Transactions on Signal Processing*, vol. 56, no. 5, pp. 1865 – 1877, 2008.
- [29] D. Angelosante, J. A. Bazerque, and G. B. Giannakis, “Online Adaptive Estimation of Sparse Signals: Where RLS Meets the ℓ_1 -norm,” *IEEE Transactions on Signal Processing*, vol. 58, no. 7, pp. 3436 – 3447, 2010.
- [30] Y. Yang, M. Zhang, M. Pesavento, and D. P. Palomar, “An Online Parallel and Distributed Algorithm for Recursive Estimation of Sparse Signals,” *IEEE Transactions on Signal and Information Processing over Networks*, vol. 2, no. 3, pp. 290 – 305, 2016.
- [31] A. K. Sahu, S. Kar, J. M. F. Moura, and H. V. Poor, “Distributed Constrained Recursive Nonlinear Least-Squares Estimation: Algorithms and Asymptotics,” *IEEE Transactions on Signal and Information Processing over Networks*, vol. 2, no. 4, pp. 426–441, 2016.
- [32] D. Kahneman and A. Tversky, “Prospect Theory: An Analysis of Decision under Risk,” *Econometrica*, vol. 47, no. 2, pp. 263 – 291, 1979.
- [33] S. Bae, S. M. Han, and S. Moura, “System analysis and optimization of human-actuated dynamical systems,” in *IEEE American Control Conference (ACC)*, pp. 4539–4545, 2018.
- [34] S. Bae, S. M. Han, and S. Moura, “Modeling & control of human actuated systems,” *IFAC-PapersOnLine*, vol. 51, no. 34, pp. 40–46, 2019.
- [35] X. Wang and J. O. Berger, “Estimating Shape Constrained Functions Using Gaussian Processes,” *SIAM/ASA Journal on Uncertainty Quantification*, vol. 4, no. 1, pp. 1 – 25, 2016.
- [36] E. Seijo and B. Sen, “Nonparametric Least Squares Estimation of a Multivariate Convex Regression Function,” *The Annals of Statistics*, vol. 39, no. 3, pp. 1633 – 1657, 2011.
- [37] A. Flaxman, K. A.T., and H. McMahan, “Online Convex Optimization in the Bandit Setting: Gradient Descent without Gradient,” in *Proceedings of the ACM-SIAM Symposium on Discrete Algorithms*, pp. 385 – 394, 2005.
- [38] J. Duchi, M. Jordan, M. J. Wainwright, and A. Wibisono, “Optimal Rates for Zero-Order Convex Optimization: The Power of Two Function Evaluations,” *IEEE Transactions on Information Theory*, vol. 61, no. 5, pp. 2788 – 2806, 2015.
- [39] F. Bach and V. Perchet, “Highly-Smooth Zero-th Order Online Optimization,” *JMLR: Workshop and Conference Proceedings*, vol. 49, pp. 1 – 27, 2016.

- [40] F. Farina and G. Notarstefano, “Randomized block proximal methods for distributed stochastic big-data optimization,” *arXiv preprint arXiv:1905.04214*, 2019.
- [41] S. Pu and A. Nedić, “Distributed stochastic gradient tracking methods,” *Mathematical Programming*, pp. 1–49, 2020.
- [42] S. Rahili and W. Ren, “Distributed Convex Optimization for Continuous-Time Dynamics with Time-Varying Cost Functions,” *IEEE Transactions on Automatic Control*, vol. 62, no. 4, 2017.
- [43] M. Akbari, B. Gharesifard, and T. Linder, “Distributed Online Convex Optimization on Time-Varying Directed Graphs,” *IEEE Transactions on Control of Network Systems*, vol. 4, no. 3, pp. 417–428, 2017.
- [44] S. Shahrampour and A. Jadbabaie, “Distributed online optimization in dynamic environments using mirror descent,” *IEEE Transactions on Automatic Control*, vol. 63, no. 3, pp. 714–725, 2017.
- [45] M. Maros, *Distributed Optimization in Time-Varying Environments*. PhD thesis, KTH - Stockholm, 2019.
- [46] Q. Ling and A. Ribeiro, “Decentralized Dynamic Optimization Through the Alternating Direction Method of Multipliers,” *IEEE Transactions on Signal Processing*, vol. 62, no. 5, pp. 1185–1197, 2014.
- [47] F. Y. Jakubiec and A. Ribeiro, “D-MAP: Distributed Maximum a Posteriori Probability Estimation of Dynamic Systems,” *IEEE Transactions on Signal Processing*, vol. 61, no. 2, pp. 450–466, 2013.
- [48] A. S. Bedi, A. Koppel, and K. Rajawat, “Asynchronous Online Learning in Multi-Agent Systems With Proximity Constraints,” *IEEE Transactions on Signal and Information Processing over Networks*, vol. 5, no. 3, pp. 479–494, 2019.
- [49] X. Yi, X. Li, L. Xie, and K. H. Johansson, “Distributed Online Convex Optimization With Time-Varying Coupled Inequality Constraints,” *IEEE Transactions on Signal Processing*, vol. 68, pp. 731–746, 2020.
- [50] N. Bastianello, A. Ajalloeian, and E. Dall’Anese, “Distributed and Inexact Proximal Gradient Method for Online Convex Optimization,” *arXiv preprint arXiv:2001.00870*, 2020.
- [51] D. Varagnolo, F. Zanella, A. Cenedese, G. Pillonetto, and L. Schenato, “Newton-Raphson consensus for distributed convex optimization,” *IEEE Transactions on Automatic Control*, vol. 61, no. 4, pp. 994–1009, 2016.
- [52] P. Di Lorenzo and G. Scutari, “Next: In-network nonconvex optimization,” *IEEE Transactions on Signal and Information Processing over Networks*, vol. 2, no. 2, pp. 120–136, 2016.

- [53] A. Nedić, A. Olshevsky, and W. Shi, “Achieving geometric convergence for distributed optimization over time-varying graphs,” *SIAM Journal on Optimization*, vol. 27, no. 4, pp. 2597–2633, 2017.
- [54] G. Qu and N. Li, “Harnessing smoothness to accelerate distributed optimization,” *IEEE Transactions on Control of Network Systems*, vol. 5, no. 3, pp. 1245–1260, 2018.
- [55] J. Xu, S. Zhu, Y. C. Soh, and L. Xie, “Convergence of asynchronous distributed gradient methods over stochastic networks,” *IEEE Transactions on Automatic Control*, vol. 63, no. 2, pp. 434–448, 2018.
- [56] C. Xi, R. Xin, and U. A. Khan, “ADD-OPT: Accelerated distributed directed optimization,” *IEEE Transactions on Automatic Control*, vol. 63, no. 5, pp. 1329–1339, 2018.
- [57] R. Xin and U. A. Khan, “A linear algorithm for optimization over directed graphs with geometric convergence,” *IEEE Control Systems Letters*, vol. 2, no. 3, pp. 315–320, 2018.
- [58] G. Scutari and Y. Sun, “Distributed nonconvex constrained optimization over time-varying digraphs,” *Mathematical Programming*, vol. 176, no. 1-2, pp. 497–544, 2019.
- [59] S. Pu, W. Shi, J. Xu, and A. Nedic, “Push-pull gradient methods for distributed optimization in networks,” *IEEE Transactions on Automatic Control*, pp. 1–16, 2020.
- [60] Y. Tian, Y. Sun, and G. Scutari, “Achieving linear convergence in distributed asynchronous multi-agent optimization,” *IEEE Transactions on Automatic Control*, pp. 1–16, 2020.
- [61] A. Slivkins and E. Upfal, “Adapting to a changing environment: the brownian restless bandits,” in *COLT*, pp. 343–354, 2008.
- [62] P. Abbeel and A. Y. Ng, “Apprenticeship learning via inverse reinforcement learning,” in *Proceedings of the 21st International Conference on Machine Learning*, p. 1, ACM, 2004.
- [63] C. Breazeal and A. L. Thomaz, “Learning from human teachers with socially guided exploration,” in *IEEE International Conference on Robotics and Automation (ICRA)*, pp. 3539–3544, 2008.
- [64] S. M. Fosson, “Centralized and distributed online learning for sparse time-varying optimization,” *arXiv:2001.11939*, 2020.
- [65] B. Gharesifard and J. Cortés, “Distributed strategies for generating weight-balanced and doubly stochastic digraphs,” *European Journal of Control*, vol. 18, no. 6, pp. 539–557, 2012.

- [66] F. Hayashi, *Econometrics*. Princeton, NJ: Princeton Univ. Press, 2000.
- [67] C. Linehan, G. Murphy, K. Hicks, K. Gerling, and K. Morrissey, “Handing over the Keys: A Qualitative Study of the Experience of Automation in Driving,” *International Journal of Human-Computer Interaction*, vol. 35, no. 18, pp. 1681–1692, 2019.
- [68] T. Hao, J. Rogers, H. Y. Chang, M. Ball, K. Walter, S. Sun, C. H. Chen, and X. Zhu, “Towards Precision Stress Management: Design and Evaluation of a Practical Wearable Sensing System for Monitoring Everyday Stress,” in *Proceedings of the Connected Health Conference*, 2017.
- [69] F. Farina, A. Camisa, A. Testa, I. Notarnicola, and G. Notarstefano, “DIS-ROPT: a Python framework for distributed optimization,” *21st IFAC World Congress*, 2020.
- [70] R. A. Horn and C. R. Johnson, *Matrix analysis*. Cambridge university press, 2012.
- [71] M. Chiani, D. Dardari, and M. K. Simon, “New Exponential Bounds and Approximations for the Computation of Error Probability in Fading Channels,” *IEEE Transactions on Wireless Communications*, vol. 2, no. 4, pp. 840 – 845, 2003.