

# Revisit the scheduling problem in Hurdle, V.F., 1973: An analytic solution approach

Wenbo Fan

School of Transportation and Logistics, National Engineering Laboratory of Integrated Transportation Big Data Application Technology, Southwest Jiaotong University, Chengdu, China; Email: [wbfan@swjtu.edu.cn](mailto:wbfan@swjtu.edu.cn)

## Abstract

The scheduling problem in Hurdle (1973) was formulated in a more general form than other similar works in a sense of simultaneously concerning dispatching, fleet sizing, and queueing. As a constrained variational problem, it is more difficult to solve. Relying on the technical prowess in graphic analysis, the author unveiled the optimal solution for the dispatches, but only suggested the lower and upper bounds of the optimal fleet size. Such graphic analysis is, however, unfriendly for the numerical computations of any specific problems. In light of this, the paper proposes an analytic solution approach that first relaxes the original problem to an unconstrained one and then attacks it using calculus of variations. The corresponding Euler-Lagrange equation confirms the original finding of the optimal peak-period dispatching rate. The optimal fleet size can also be solved. Numerical examples demonstrate the effectiveness of the proposed approach. This paper completes the work of Hurdle (1973) by formalizing a solution method and opens a gate for further extensions to the scheduling problem with more realistic concerns, e.g., demand with multiple origins and destinations, non-fixed round-trip/cycle time, and patrons' travel behaviors.

**Keywords:** vehicle scheduling; fleet size; queueing; continuum approximation; calculus of variations

## 1. Introduction

Scheduling problem is one of the fundamental problems for scheduled transportation systems such as buses, subways, railroads, airlines, shipping lines, and the postal system. The study of the scheduling problem has a long history. We intend not, however, to conduct a thorough overview in this paper; instead, we are interested in a genre of works that apply continuum approximation other than the conventional discrete modeling approaches, and in particular focus on the problem proposed by Hurdle (1973) for a bus line. Before diving into the details, we want to briefly review some key developments before and after the work in the same category. The first analytic modeling of the problem using CA method may be the work of

Newell (1971). Assuming a smooth time-varying arrival rate of patrons in a bus line, the author unveiled the closed-form solution of the optimal dispatching rate of buses to the minimization of the total patrons waiting time. Following this seminal work, a number of studies had been done with extensions from different aspects. Table 1 summarizes the representative ones. Considering a round-trip bus line, Salzborn (1972) first determined the fleet size by the peak demand, and then solved the waiting time minimization problem with the fleet size constraint via calculus of variations. The scheduling problem proposed by Hurdle (1973) may be in the most general form: Minimization of the total cost for patrons' waiting time and operator's fleet and operation with fleet size constraint and queueing considered (see section 1.1 for details). Such a problem was complicated in the form of a constrained variational problem and attacked through graphic analysis. With technical prowess, the author obtained the solutions for the optimal dispatches and lower and upper bounds for the optimal fleet size, which was suggested to be findable via a trial-and-error method. Later on, the problem of scheduling for time-varying demand was mainly studied using discrete models. Examples include Sheffi and Sugiyama (1982), Niu and Zhou (2013), and Niu et al. (2015), and Yin et al. (2017). Although with the promise of exact solutions, discrete models often require enormous efforts in model formulation and solution computation, and still lack success in jointly optimizing the dispatches and the fleet size. Only most recently, CA method was reused to model the problem for a novel shuttle service with modular vehicles. The problem was, however, simplified using the upper limits of dispatches and vehicle capacity (i.e., the composition of modular units). The fleet size was also ignored.

From the above reviews, we realize that the general form of the scheduling problem remains not fully solved. The graphic analysis in Hurdle (1973) is good for visualization and understanding but not well suited for solving particular problems and producing exact solutions. In light of this, we intend to present an analytic solution approach that relaxes the original problem to an unconstrained one and solves it using calculus of variations. Our solutions confirm Hurdle's finding on the optimal dispatches and complete it with the solution of the optimal fleet size.

**Table 1. Representative studies on scheduling problems**

Works	Major contributions	Limitations
Newell (1971)	<ul style="list-style-type: none"> <li>• Continuum approximations to discrete models</li> <li>• Closed-form solution for dispatches</li> </ul>	No fleet size; all below limitations

Salzborn (1972)	<ul style="list-style-type: none"> <li>• Fleet size determined by the peak-period demand</li> <li>• Closed-form solutions for peak and off-peak dispatches</li> </ul>	No queues allowed; all below limitations.
Hurdle (1973)	<ul style="list-style-type: none"> <li>• Queues accounted for</li> <li>• Closed-form solutions for peak and off-peak dispatches</li> <li>• Lower, upper bounds of the optimal fleet size</li> </ul>	Based on graphic analysis; no solution of the optimal fleet size
Sheffi & Sugiyama (1982)	<ul style="list-style-type: none"> <li>• Discrete models accounting for multiple ODs, variable dwell times at stops, stochastic demand</li> </ul>	Fleet size is given, fixed; no queues allowed
Chen et al. (2020)	<ul style="list-style-type: none"> <li>• Optimal dispatching policy for modular vehicles</li> </ul>	No fleet size
This paper	<ul style="list-style-type: none"> <li>• Calculus of variations used to find the closed-form solution for peak dispatches</li> <li>• Solution of the optimal fleet size</li> <li>• Queues accounted for</li> </ul>	

Next we start by revisiting the work of Hurdle (1973).

### 1.1 Hurdle's scheduling problem restatement

Consider a single bus line of shuttle or feeder services (serving demand of one-to-one, many-to-one, or one-to-many patterns), where the demand is time-varying and expressed by a continuous function  $f(t)$  (patrons/hour) denoting the arrival rate of patrons at time  $t$ . To serve the demand, buses of a fleet with total seats of  $M$  are dispatched at a rate of  $g(t)$ , which is expressed in the unit of seats per hour. For each dispatch,  $\lambda$  cost per seat per hour (hours/seat-hour) is related for the operation of a round trip. For each seat in the fleet  $M$ , a fixed cost  $\gamma$  (hours/seat) is associated to the purchase and maintenance. Given that the operation period  $E$  (hours) of a day and the round-trip/cycle time of the line  $T$  (hours/cycle), the scheduling problem is formulized to minimize the total cost for bus operations and patrons' waiting time, as given below:

$$\text{minimize}_{g(t), M} J = \gamma M + \int_0^E [\lambda g(t) + w(t)] dt \quad (1a)$$

subject to:

$$\int_{t-T}^t g(t)dt \leq M \quad (1b)$$

$$w(t) = \begin{cases} \frac{cf(t)}{2g(t)}, & \text{if no queue exists at } t \\ \frac{c}{2} + \int_{t_q}^t f(s) - g(s)ds, & \text{if queue first forms at } t_q \end{cases} \quad (1c)$$

$$g(t) \geq 0 \quad (1d)$$

where  $w(t)$  (patron-hours/hour) is the rate of the accumulation of patrons' waiting time at  $t$ ;  $c$  is the size/capacity of each bus (seats/bus);  $t_q$  is the time a queue first forms at bus stop(s). Derivations of (1c) can be found in Hurdle (1973) and omitted here for brevity.

## 1.2 The optimal solutions

In Hurdle (1973), problem (1) was attacked for peak and off-peak periods, respectively, which were defined as the interval of  $[t_q - T, t_d]$  and other times in  $[0, E]$ , where  $t_d$  is the time when the queue dissipates.

For the peak period, the optimal dispatching rate,  $g_p^*(t)$ , was obtained via graphic analysis as expressed below:

$$g_p^*(t) = \begin{cases} f(t), & t \in [t_q - T, t_q) \\ g^*(t - T), & t \in [t_q, t_d] \end{cases} \quad (2a)$$

For the off-peak period with no queue, constraint (1b) was ignored and  $w(t)$  in (1c) was reduced to  $\frac{cf(t)}{2g(t)}$ . Plugging back to (1a), the author then solved the problem via calculus of variations. The optimal off-peak dispatching rate,  $g_{op}^*(t)$ , is:

$$g_{op}^*(t) = \max\left(\sqrt{\frac{cf(t)}{2\lambda}}, f(t)\right), t \in [0, E]/[t_q - T, t_d] \quad (2b)$$

The optimal fleet size  $M^*$  was, however, not provided in Hurdle (1973). Instead, the author shown the lower and upper bounds of  $M^*$ ,  $M_L \leq M^* \leq M_U$ , where  $M_L$  is defined by that resulting in  $t_d - t_q = \gamma$  under the dispatching policy of (2a); and  $M_U$  is obtained by the no-queueing solution (2b),  $M_U \equiv \max_{t \in [0, E]} \int_{t-T}^t g_{op}^*(s)ds$ .

## 2. Analytic solutions

This section advances Hurdle's work by presenting an analytic approach for finding the optimal peak-period dispatching rate,  $g_p^*$ , in section 2.1. The analytic approach allows us to find the optimal fleet size  $M^*$  in section 2.2. Notation used in this paper are mostly borrowed from Hurdle (1973) for the sake of consistency.

## 2.1 The optimal peak-period dispatching rate

For  $t \in [t_q - T, t_q]$ , construct a dispatching rate  $g(t) = f(t) + k(t)$ , where  $k(t) \geq 0$  represents an arbitrary path from time  $t_q - T$  to  $t_q$ .<sup>1</sup> Let  $\mathcal{T}_q \equiv t_d - t_q$  be the duration for a queue exists and  $I \equiv \left\lfloor \frac{\mathcal{T}_q}{T} \right\rfloor$  be the number of the cycle time accounted in  $\mathcal{T}_q$ , where  $\lfloor \cdot \rfloor$  returns the closest integer no larger than the argument. The objective function of the peak-period optimization is expressed as:

$$J = \gamma M + \int_{t_q - T}^{t_d} \lambda g(t) dt + \int_{t_q - T}^{t_d} w(t) dt \quad (3)$$

First, the 2<sup>nd</sup> term at the right-hand-side (RHS) of (3) can be expressed using  $k(t)$  as follows.

$$\int_{t_q - T}^{t_d} \lambda g(t) dt = \int_{t_q - T}^{t_q} \lambda [f(t) + k(t)] dt + \int_{t_q}^{t_q + \mathcal{T}_q} \lambda g(t) dt \quad (4)$$

Note that during  $[t_q, t_q + \mathcal{T}_q]$ , a queue exists and buses are dispatched with zero storage, i.e., the cumulative number of dispatched seats  $G(t)$  satisfies the equation of  $G(t) = G(t - T) + M$ . Thus, we know  $g(t) = g(t - T)$  for  $[t_q, t_q + \mathcal{T}_q]$ . Substituting into (4) yields,

$$\int_{t_q - T}^{t_d} \lambda g(t) dt = \int_{t_q - T}^{t_q} \lambda [f(t) + k(t)] dt + \int_{t_q}^{t_q + \mathcal{T}_q} \lambda g(t - T) dt \quad (5)$$

Let  $s = t - T$ , we have  $\int_{t_q}^{t_q + \mathcal{T}_q} \lambda g(t - T) dt = \int_{t_q - T}^{t_q + \mathcal{T}_q - T} \lambda g(s) ds = \int_{t_q - T}^{t_q} \lambda [f(t) + k(t)] ds + \int_{t_q}^{t_q + \mathcal{T}_q - T} \lambda g(s - T) ds = \dots$ . Thus, (5) can be rewritten as:

$$\int_{t_q - T}^{t_d} \lambda g(t) dt = \sum_{i=1}^{I+1} \int_{t_q - T}^{t_q} \lambda [f(t) + k(t)] dt + \int_{t_q - T}^{t_q + \mathcal{T}_q - (I+1)T} \lambda [f(t) + k(t)] ds \quad (6)$$

Similarly, we express the 3<sup>rd</sup> term in (3) in terms of  $k(t)$  and its cumulative function  $K(t) \equiv \int_{t_q - T}^t k(s) ds$  as follows.

$$\int_{t_q - T}^{t_d} w(t) dt = \frac{c}{2} \int_{t_q - T}^{t_q} \frac{f(t)}{f(t) + k(t)} dt + \int_{t_q}^{t_q + \mathcal{T}_q} \left[ \frac{c}{2} + F(t) + K(t_q) - G(t) \right] dt \quad (7)$$

where  $F(t) \equiv \int_{t_q - T}^t f(s) ds$  is the cumulative number of patron arrivals at  $t$ ;  $K(t_q)$  produces the cumulative empty seats dispatched before  $t_q$ ; and thus  $F(t) + K(t_q) - G(t)$  yields the cumulative number of queueing patrons at  $t$  (note that no empty seats can be dispatched after  $t_q$ ).

Replacing  $G(t)$  by  $G(t - T) + M$  in the 2<sup>nd</sup> term at the RHS of (7) yields

---

<sup>1</sup> Hurdle (1973) defined a variable equivalent to the integral of  $k(t)$ , interpreted as the cumulative number of dispatched seats, but unfortunately did not exploit it to solve the problem.

$$\begin{aligned}
& \int_{t_q}^{t_q+J_q} \left[ \frac{c}{2} + F(t) + K(t_q) - G(t-T) - M \right] dt \\
&= \int_{t_q-T}^{t_q} \left[ \frac{c}{2} + F(t+T) + K(t_q) - G(t) - M \right] dt + \int_{t_q}^{t_q+J_q-T} \left[ \frac{c}{2} + F(t+T) + K(t_q) - \right. \\
& \quad \left. G(t-T) - 2M \right] dt \\
&= \sum_{i=1}^2 \int_{t_q-T}^{t_q} \left[ \frac{c}{2} + F(t+iT) + K(t_q) - G(t) - iM \right] dt + \int_{t_q}^{t_q+J_q-2T} \left[ \frac{c}{2} + F(t+2T) + \right. \\
& \quad \left. K(t_q) - G(t-T) - 3M \right] dt \\
&= \dots \\
&= \sum_{i=1}^I \int_{t_q-T}^{t_q} \left[ \frac{c}{2} + F(t+iT) + K(t_q) - G(t) - iM \right] dt + \int_{t_q-T}^{t_q+J_q-(I+1)T} \left[ \frac{c}{2} + F(t+(I+1)T) + \right. \\
& \quad \left. K(t_p) - G(t) - (I+1)M \right] dt.
\end{aligned}$$

Replacing  $G(t) = F(t) + K(t)$  for  $t \in [t_q - T, t_q]$ , (7) can be rewritten as:

$$\begin{aligned}
\int_{t_q-T}^{t_d} w(t) dt &= \frac{c}{2} \int_{t_q-T}^{t_q} \frac{f(t)}{f(t)+k(t)} dt \\
&+ \sum_{i=1}^I \int_{t_q-T}^{t_q} \left[ \frac{c}{2} + F(t+iT) + K(t_q) - F(t) - K(t) - iM \right] dt \\
&+ \int_{t_q-T}^{t_q+J_q-(I+1)T} \left[ \frac{c}{2} + F(t+(I+1)T) + K(t_p) - F(t) - K(t) - (I+1)M \right] dt
\end{aligned} \tag{8}$$

Using the information from (6) and (8), define  $\mathcal{F}_1(t)$  and  $\mathcal{F}_2(t)$  as below:

$$\begin{aligned}
\mathcal{F}_1(t) &\equiv \sum_{i=1}^{I+1} \lambda [f(t) + k(t)] + \frac{c}{2} \frac{f(t)}{f(t) + k(t)} \\
&+ \sum_{i=1}^I \left[ \frac{c}{2} + F(t+iT) + K(t_p) - F(t) - K(t) - iM \right] \\
\mathcal{F}_2(t) &\equiv \lambda [f(t) + k(t)] + \left[ \frac{c}{2} + F(t+(I+1)T) + K(t_p) - F(t) - K(t) - (I+1)M \right]
\end{aligned}$$

The original optimization problem can be rewritten as the following equivalent one with respect to  $k(t), M$ :

$$\begin{aligned}
& \text{minimize}_{k(t), M} J(k(t), M) \\
&= \gamma M + \int_{t_q-T}^{t_q+J_q-(I+1)T} [\mathcal{F}_1(t) + \mathcal{F}_2(t)] dt + \int_{t_q+J_q-(I+1)T}^{t_q} \mathcal{F}_1(t) dt
\end{aligned} \tag{9}$$

Problem (9) has no constraint and can be solved by calculus of variations. The Euler-Lagrange Equation is:

$$\frac{\partial [\mathcal{F}_1(t) + \mathcal{F}_2(t)]}{\partial k(t)} - \frac{d}{dt} \left( \frac{\partial [\mathcal{F}_1(t) + \mathcal{F}_2(t)]}{\partial k(t)} \right) = 0 \text{ for } t \in [t_q - T, t_q + J_q - (I+1)T] \tag{10a}$$

$$\frac{\partial \mathcal{F}_1}{\partial K} - \frac{d}{dt} \left( \frac{\partial \mathcal{F}_1}{\partial k} \right) = 0 \text{ for } t \in [t_q + \mathcal{J}_q - (I+1)T, t_q] \quad (10b)$$

Since  $K(t_q) = K(t) + \int_t^{t_q} k(t)dt$ , we have  $\frac{dK(t_q) - K(t)}{dK(t)} = 0$ . The above conditions become,

$$0 - \frac{d}{dt} \left( \sum_{i=1}^{I+2} \lambda - \frac{c}{2} \frac{f(t)}{[f(t)+k(t)]^2} \right) = 0 \text{ for } t \in [t_q - T, t_q + \mathcal{J}_q - (I+1)T] \text{ and}$$

$$0 - \frac{d}{dt} \left( \sum_{i=1}^{I+1} \lambda - \frac{c}{2} \frac{f(t)}{[f(t)+k(t)]^2} \right) = 0 \text{ for } t \in [t_q + \mathcal{J}_q - (I+1)T, t_q],$$

which lead to

$$\frac{d}{dt} \left( \frac{c}{2} \frac{f(t)}{[f(t)+k(t)]^2} \right) = 0 \text{ for } t \in [t_q - T, t_q] \quad (11)$$

It can be seen that the only way to satisfy (11) is  $k(t) = 0$  for  $t \in [t_q - T, t_q]$ . In other words, the optimal peak-period dispatching rate is  $g_p^*(t) = f(t)$  and  $G_p^*(t) = F(t)$  for  $t \in [t_q - T, t_q]$ . Note that the optimal peak-period dispatching rate is irrelevant to the operation cost parameter  $\lambda$  and the fixed cost parameter  $\gamma$ . The results are consistent with that of Hurdle (1973). The optimal off-peak dispatching rate remains the same with Hurdle's (1973).

## 2.2 The optimal fleet size

The formulation of (9) allows us to find the optimal fleet size  $M^*$  by the first-order condition:

$$\frac{dJ}{dM} = \gamma - \int_{t_q-T}^{t_q} \sum_{i=1}^I i dt - \int_{t_q-T}^{t_q+\mathcal{J}_q-(I+1)T} (I+1) dt = 0,$$

which can be reorganized as:

$$\gamma = \frac{I(I+1)}{2} T + (I+1)(\mathcal{J}_q - IT) \quad (12)$$

where  $I = \left\lfloor \frac{\mathcal{J}_q}{T} \right\rfloor$  by definition.

The solution of  $\mathcal{J}_q$  to (12) can be used to find the  $M^*$ . To do so, we use the two boundary conditions at time  $t_q$  and  $t_q + \mathcal{J}_q$ :

$$G(t_q) - G(t_q - T) = M \quad (13a)$$

$$F(t_q + \mathcal{J}_q) = G(t_q + \mathcal{J}_q) \quad (13b)$$

From above result in section 2.1, we know  $G(t) = F(t)$  for  $[t_q - T, t_q]$ ; thus, (13a) is rewritten as:

$$F(t_q) - F(t_q - T) = M \quad (14)$$

In (13b),  $G(t_q + \mathcal{J}_q)$  can be expressed by  $G(t_q + \mathcal{J}_q - T) + M = G(t_q + \mathcal{J}_q - 2T) + 2M = \dots = G(t_q + \mathcal{J}_q - IT) + IM$ , which can be further reformulated as:

$$G(t_q) + \int_{t_q}^{t_q + \mathcal{J}_q - IT} g(t) dt + IM \quad (15)$$

Replacing  $g(t)$  by  $g(t - T)$  at interval  $[t_q, t_q + \mathcal{J}_q - IT]$  (15) yields,

$$G(t_q) + \int_{t_q}^{t_q + \mathcal{J}_q - IT} g(t - T) dt + IM = G(t_q) + \int_{t_q - T}^{t_q + \mathcal{J}_q - (I+1)T} g(t) dt + IM \quad (16)$$

Again replacing  $G(t_q)$  with  $F(t_q)$  and  $g(t)$  with the optimal solution  $g^*(t) = f(t)$  at interval  $[t_q - T, t_q + \mathcal{J}_q - (I + 1)T]$ , (16) gives us:

$$F(t_q + \mathcal{J}_q) = F(t_q) + \int_{t_q - T}^{t_q + \mathcal{J}_q - (I+1)T} f(s) ds + IM \quad (17)$$

Now we have two equations (14, 17) and two unknown variables  $t_q, M$ , which can be solved given  $\mathcal{J}_q$ . The solution may be remarkably straightforward: Typically we have  $\gamma < T$  in reality; then (11) is reduced to  $\gamma = \mathcal{J}_q$  with  $I = 0$ ; and (17) is simplified to  $F(t_q + \gamma) = F(t_q) + \int_{t_q - T}^{t_q + \gamma - T} f(s) ds$ , of which the solution of  $t_q^*$  is plugged into (14) yielding the optimal fleet size  $M^*$ . For rare cases of  $\gamma > T$ , we propose an iteration algorithm to solve equations (14, 17). The algorithm steps are summarized as follows.

Initialize:  $M^{(0)}$  and set iteration variable  $n = 1$

Step 1: Compute  $\mathcal{J}_q$  by (12).

Step 2: Compute  $t_q^{(n)}$  by (17) with  $M^{(n-1)}$ .

Step 3: Compute  $\tilde{M}$  by (14).

Step 4: Update  $M^{(n)} = M^{(n-1)} + \frac{\tilde{M} - M^{(n-1)}}{n}$ .

Step 5: Stop if  $|M^{(n)} - M^{(n-1)}| \leq \varepsilon$ , where  $\varepsilon$  is a predefined small value, e.g.,  $\varepsilon = 10^{-6}$ ; otherwise, let  $n = n + 1$  and go to Step 2.

Note that our solution of  $M^*$  for  $\gamma < T$  is the same with the lower bound  $M_L$  defined by Hurdle (1973); and when  $\gamma$  is negligibly small,  $\mathcal{J}_q$  approaches zero, and the optimal  $M^*$  equals the upper bound  $M_U$  of Hurdle (1973). The  $M^*$  for cases of  $\gamma > T$  will be larger than Hurdle's  $M_L$ . This is true because  $\mathcal{J}_q$  is typically a decreasing function of  $M$ : larger fleet size reduces the time that queue lasts, and smaller fleet size enlarges the queueing duration. Its inverse function is also a decreasing function. Since (12) has the solution satisfying  $\mathcal{J}_q < \gamma$  for  $\gamma > T$ <sup>2</sup>, the

---

<sup>2</sup> Proof by contradiction: For  $\gamma > T$ , if the solution to (11) has  $\mathcal{J}_q \geq \gamma$ , we have:



relation of  $M^*(\mathcal{T}_q) > M_L \equiv M^*(\gamma)$  holds. The above results confirm Hurdle's (1973) findings via graphic analysis.

Ultimately, the fleet size in terms of vehicles can be determined by  $\left[\frac{M^*}{c}\right]$ , where  $[\cdot]$  rounds the argument to the closest integer.

### 3. Numerical examples

For the sake of illustration, we make up the following arrival pattern for patrons:

$$f(t) = D \cdot \text{Tr}\mathcal{N}(\mu, \sigma^2, 0, E) \quad (18)$$

where  $D$  is the total trips during the study period of  $E$  hours;  $\mu, \sigma$  denote the mean and standard deviation of the normal distribution of the number of arrivals; and  $\text{Tr}\mathcal{N}(\cdot, \cdot, 0, E)$  represents the probability density function of the normal distribution truncated by the interval  $[0, E]$ . Demand of (18) has one peak (at time  $\mu$ ) that is used to represent a morning or evening peak.

The select values for the parameters used in the above models are given in Table 2. Two  $\gamma$  values (i.e., 30 and 90 mins as opposed to  $T = 60$  mins) are chosen to denote a normal and a costly-fleet scenario, respectively. Other parameter values are set to generally represent the realistic situations.

**Table 2. Parameter values**

Parameters	Baseline values	Parameters	Baseline values
$D$ (patrons)	1000	$E$ (mins)	180
$T$ (mins)	60	$c$ (patrons)	25
$\mu$ (mins)	60	$\sigma$ (mins)	30
$\gamma$ (mins/seat)	{30, 90}	$\lambda$ (mins/seat-hour)	5

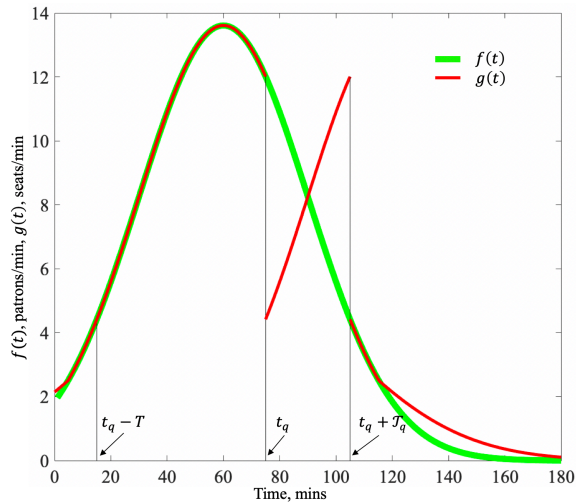
The optimal solutions to the scheduling problem are depicted in Figure 1. Figures 1a, b are the optimal dispatching rate and the cumulative dispatches under the normal scenario with  $\gamma = 30$  mins. As seen, the queueing time starts at 75 mins and lasts  $\mathcal{T}_q = 30$  mins. During the time, the optimal fleet size  $M^* = 640$  seats binds. Figures 1c, d are for the costly-fleet scenario.

$$\frac{I(I+1)}{2}T + (I+1)(\mathcal{T}_q - IT) \geq \frac{I(I+1)}{2}T + (I+1)(\gamma - IT) = \frac{I(I+1)}{2}T + I\gamma - (I+1)IT + \gamma = I\gamma - \frac{(I+1)I}{2}T +$$

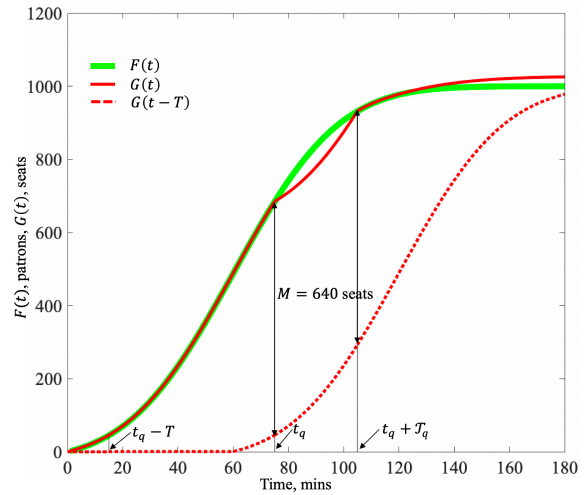
$$\gamma = T \left( I\frac{\gamma}{T} - \frac{(I+1)I}{2} + \frac{\gamma}{T} \right) > T \left( I^2 - \frac{(I+1)I}{2} + \frac{\gamma}{T} \right) = T \left( \frac{(I-1)I}{2} + \frac{\gamma}{T} \right) \geq \gamma,$$

of which the strict inequality holds. This contradicts the equation relation in (11). Therefore, we must have  $\mathcal{T}_q < \gamma$  if  $\gamma > T$ . Proof is completed.

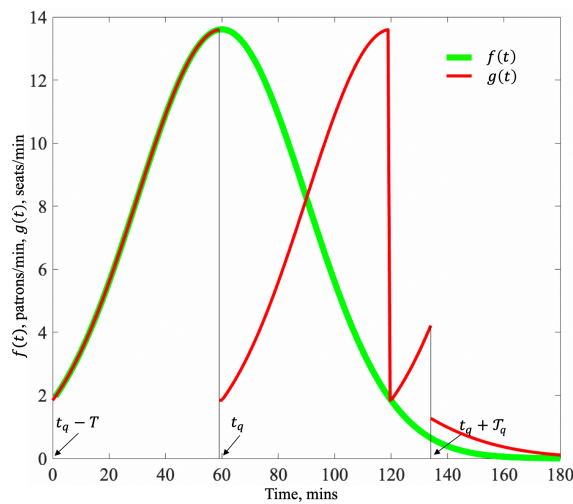
It is observed that the queuing starting time moves forward to 59 mins and the lasting time extends to  $\mathcal{T}_q = 75$  mins, which covers more than one  $T$  periods. The resulting optimal feet size becomes  $M^* = 477$  seats.



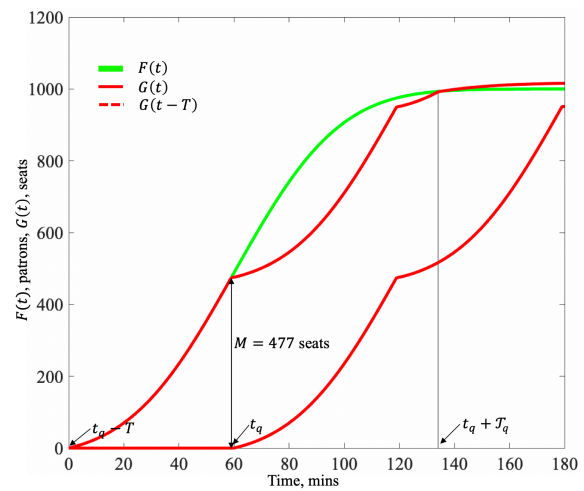
a. Dispatching rate with  $\gamma = 30$  mins/seat



b. Cumulative dispatches with  $\gamma = 30$  mins/seat



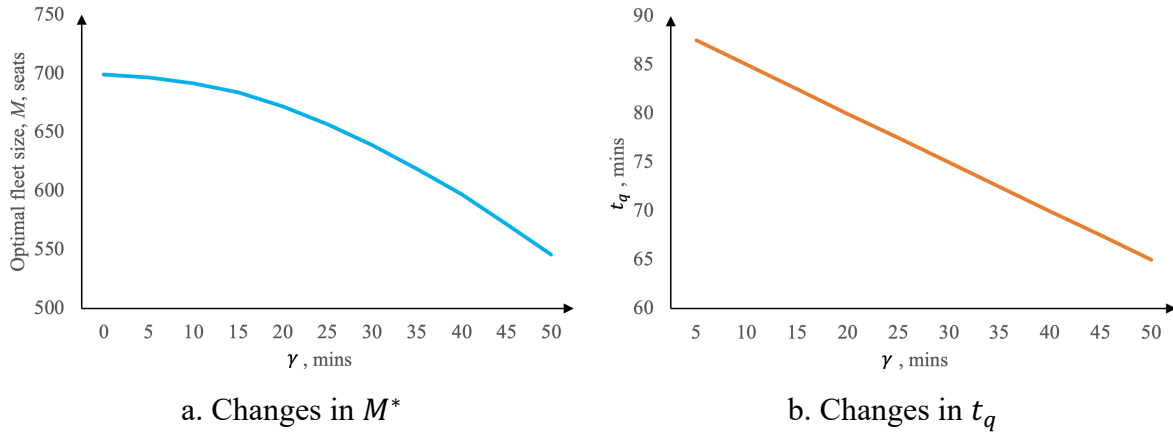
a. Dispatching rate with  $\gamma = 90$  mins/seat



b. Cumulative dispatches with  $\gamma = 90$  mins/seat

**Figure 1. Visualization of the optimal solutions**

The high computation efficiency of the above model allows us to conduct parameter analysis. Figure 2 shows the results of the changes in  $M^*$  and  $t_q$  with respect to various  $\gamma \in [5,50]$  mins/seat. While both decrease with rising  $\gamma$  values, the queuing starting time  $t_q$  diminishes in a linear manner.



**Figure 2. Changes of the optimal solutions with respect to varying  $\gamma$**

Sensitivity analysis is also done to  $\sigma$  that represents the temporal aggregation of patrons' arrivals: Smaller/larger  $\sigma$  values indicate high/low-level aggregation, which, as expected, are found to require more and few fleet sizes, respectively.

#### 4. Conclusions

This paper completes the work of Hurdle (1973) by proposing an analytic solution approach based on calculus of variations for the general form of scheduling problem. The original finding of the optimal dispatching rate for peak period is confirmed by the Euler-Lagrange equation of the problem. The unsolved optimal fleet size is now solved. Numerical examples demonstrate the effectiveness of the proposed approach. As indicated by Daganzo (2007), although the discussion on scheduling problem is usually phrased in terms of 'patrons', 'buses', and 'bus line/stops', the models apply to other transportation modes, e.g., trains, airlines, and ships.

Of note, the above schedule problem modeling still has many limitations. For instance, the current service patterns of concern do not account for many-to-many demand, which only occupy the seats for a partial part of the cycle time and thus impose different requirement on the fleet size. Such an effect may need the consideration of the critical cross-sectional flow. The given and fixed cycle time may also vary in real world for different times of the day, depend on the number of boarding and alighting patrons, and even be a stochastic variable due to the random influential factors (e.g., signals and drivers' behaviors). Last but not least, patrons' behaviors are much simplified, which would be not well justified in cases of common lines, alternative travel modes, heterogeneous patrons with respect to their values of times, etc. Some of these limitations promise extensions. Select topics are under exploration.

## Acknowledgments

The research was supported by a fund provided by the National Natural Science Foundation of China (No. 51608455) and Sichuan Science & Technology Program (No. 2020YFH0038).

## References

- Chen, Z., Li, X., Zhou, X., 2020. Operational design for shuttle systems with modular vehicles under oversaturated traffic: Continuous modeling method. *Transportation Research Part B* 132, 76-100.
- Daganzo, C.F., 1997. *Fundamentals of Transportation and Traffic Operations*. Pergamon, Oxford.
- Hurdle, V.F., 1973. Minimum cost schedules for a public transportation route—I. Theory. *Transportation Science* 7 (2), 109-137.
- Newell, G.F., 1971. Dispatching policies for a transportation route. *Transportation Science* 5, 91-105.
- Niu, H., Zhou, X., 2013. Optimizing urban rail timetable under time-dependent demand and oversaturated conditions. *Transportation Research Part C* 36, 212-230.
- Niu, H., Zhou, X., Gao, R., 2015. Train scheduling for minimizing passenger waiting time with time-dependent demand and skip-stop patterns: nonlinear integer programming models with linear constraints. *Transportation Research Part B* 76, 117-135.
- Salzborn, F.J., 1972. Optimum bus scheduling. *Transportation Science* 6 (2), 137-148.
- Sheffi, Y., Sugiyama, M., 1982. Optimal bus scheduling on a single route. *Transportation Research Record* 895, 46-52.
- Yin, J., Yang, L., Tang, T., Gao, Z., Ran, B., 2017. Dynamic passenger demand oriented metro train scheduling with energy-efficiency and waiting time minimization: Mixed-integer linear programming approaches. *Transportation Research Part B* 97, 182-213.