

AN UNKNOTTING INVARIANT FOR WELDED KNOTS

K. KAUR, A. GILL, M. PRABHAKAR, AND A. VESNIN

ABSTRACT. We study a local twist move on welded knots that is an analog of the virtualization move on virtual knots. Since this move is an unknotting operation we define an invariant, *unknotting twist number*, for welded knots. We relate the unknotting twist number with warping degree and welded unknotting number, and establish a lower bound on the twist number using Alexander quandle coloring. We also study the Gordian distance between welded knots by twist move and define the corresponding Gordian complex.

1. INTRODUCTION

The virtual knots and welded knots are two extensions of classical knots in the 3-sphere. Welded knots were first introduced by R. Fenn, R. Rimányi, and C. Rourke in the study of braid-permutation group [1]. Later L. Kauffman [4] established the virtual knot theory which gives an approach to study knots embedded in certain 3-manifolds. A virtual knot diagram has two types of crossings: classical crossings and virtual crossings as shown in Fig. 1.

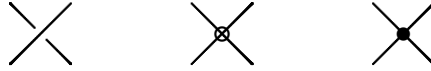


FIGURE 1. Classical, virtual and welded crossings.

Two virtual knot diagrams represent the same virtual knot if one can be obtained from the other via a finite sequence of generalized Reidemeister moves which are classical Reidemeister moves (RI, RII, and RIII) or virtual Reidemeister moves (VRI, VR II, VR III, and SV) shown in Fig. 2, where for further reasons virtual crossings are drawn as welded crossings.

A *detour move* is a consequence of virtual Reidemeister moves which allows to move a segment of diagram containing only virtual crossings freely in the plane. We will consider a welded version of a detour move applying it to segments of diagrams containing only welded crossings. While moving such a segment to different position in the plane, mark all the new crossings as welded crossings wherever it cuts across the knot diagram, see Fig. 3.

2010 *Mathematics Subject Classifications.* 57M25, 57M27.

Key words and phrases. Welded knot, unknotting twist number, quandle coloring, Gordian distance.

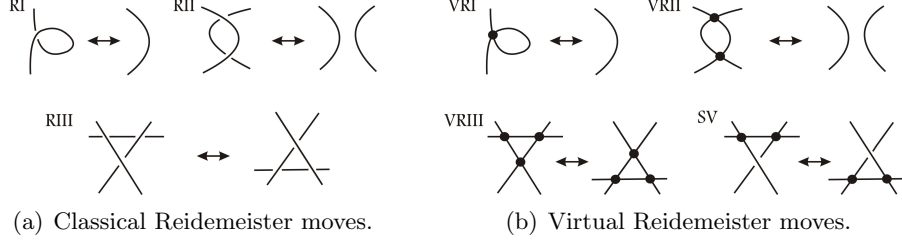


FIGURE 2. Generalized Reidemeister moves.

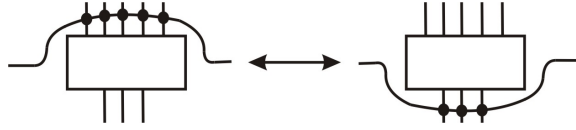


FIGURE 3. Detour move.

There are two other diagrammatic moves F_1 and F_2 shown in Fig. 4 not included in generalized Reidemeister moves. It was shown in [11, 12] that allowing moves F_1 and F_2 results in every virtual knot becoming equivalent to trivial knot. For this reason F_1 and F_2 are called *forbidden moves*. However, allowing only one of F_1 and F_2 move along with generalized Reid-



FIGURE 4. Forbidden moves.

meister moves results in non-trivial theory distinct from virtual knot theory. Virtual knots modulo forbidden move F_1 gives *welded knots* similar to the ones introduced in [1]. Generalized Reidemeister moves along with F_1 -move are called *welded Reidemeister moves*. To distinguish the welded diagrams from virtual diagrams we will indicate welded crossings by a small disk as in the right in Fig. 1.

In the recent past, many knot invariants like knot group and knot quandle have been extended to virtual knots and welded knots. For example, the virtual version of Jones polynomial is an important polynomial invariant of virtual knots. It is known that Jones polynomial when considered under F_1 -move is no longer an invariant hence indicating that the welded knot theory is not same as the virtual knot theory and therefore it is interesting to study the differences among them. Local moves play an important role in defining knot invariants, it was shown in [5] that local moves like crossing change, Δ -move and \sharp -move are unknotting operations for classical knots, but not for

virtual knots. However, in [8] S. Satoh proved that crossing change, Δ -move and \sharp -move are unknotting operations for welded knots hence remarking the difference of virtual and welded knots. An unknotting index for virtual links was investigated in [14].

It is still unknown whether there exists a classical nontrivial knot with unit Jones polynomial. However, examples of nontrivial virtual knots with unit Jones polynomial exists [10] though none of them is yet known to be a classical knot. A local move called *virtualization* and presented in Fig. 5 was used for the construction of such virtual knots with unit Jones polynomial. Remark that a virtualization move is not an unknotting operation for virtual

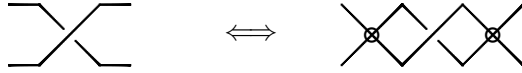


FIGURE 5. Virtualization move.

knots. This fact follows from the observation by L. Kauffman [4] that bracket polynomial $\langle K \rangle$ and hence the Jones polynomial $f_K(A)$ of a virtual knot K remains unchanged under virtualization move. Hence for a virtual knot K with Jones polynomial $f_K(A) \neq 1$ it is not possible to convert K into trivial knot using a sequence of virtualization moves and generalized Reidemeister moves.

We study this local move in the category of welded knots establishing it as an unknotting operation and for the terminology call it *twist move*, see Fig. 6. The *twist number* of a welded knot is defined as the minimal number of twist moves required to make a welded knot trivial. We observe that virtualization

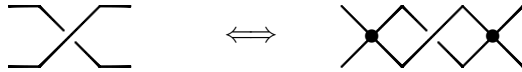


FIGURE 6. Twist move.

move fails to be unknotting operation for virtual knots. Further we study the relation of warping degree and welded unknotting number of a welded knot with the twist number. A lower bound on twist number is also established using quandle colorings. In the end we also discuss Gordian distance of welded knots by twist move and give some related results.

The paper is organized as follows. In Section 2, we recall descending welded knot diagram, warping degree, quandle coloring and define welded unknotting number for welded knots. In Section 3, we prove that the twist move is an unknotting operation for welded knots, see Theorem 3.1, and demonstrate lower and upper bounds of the unknotting twist number by welded unknotting number and warping degree, see Theorem 3.2. In Section 4 we demonstrate that there is an infinite family of 2-bridge knots with

unknotting twist number one, see Proposition 4.1. In Section 5, we provide another lower bound on the twist number using Alexander quandle coloring. In the last Section 6 we consider the distance between welded knots by twist move, introduce corresponding Gordian complex and study its properties, see Theorem 6.1.

2. DESCENDING DIAGRAMS AND WARPING DEGREE

In this section, we recall the definition of descending welded knot diagram referring to [8] and warping degree for welded knots referring to [6].

We say that two welded knot diagrams D and D' are *equivalent* if there exists a finite sequence of welded diagrams $D_1 = D, D_2, \dots, D_n = D'$ such that D_{i+1} is obtained from D_i by applying generalized Reidemeister moves or $F_1, i = 1, 2, \dots, n-1$. A *welded knot* is an equivalence class of welded knot diagrams. A welded knot is said to be *trivial* if it is presented by a trivial diagram. It is easy to see [8, Lemma 2.3] that any non-trivial welded knot K has at least 3 classical crossings in its diagram. A welded knot diagram D is said to be *descending* if there is a base point and an orientation of D such that walking along D from the base point with respect to the orientation, we meet the overcrossing for the first time and the undercrossing for the second time at every classical crossing. Descending diagrams have the following important property.

Lemma 2.1. [8, Prop. 2.2] *Any descending diagram D is related to the trivial diagram by a finite sequence of welded Reidemeister moves $RI, VRI-VRIII, SV$, and F_1 .*

In [9], A. Shimizu introduced the concept of warping degree for classical knots. In [6], Z. Li, F. Lei and J. Wu extended the concept of warping degree to welded knots. Let D be an oriented welded knot diagram of a welded knot K and a be a non-crossing point on D . Diagram D_a is called *based diagram* with based point a . The *warping degree* of D_a , denoted by $d(D_a)$, is the number of classical crossings encounter first at under crossing point while starting from a and traverse along the orientation of D_a . The *warping degree* of D , denoted by $d(D)$, is the minimal warping degree for all base points of D . Let $-D$ be the inverse of D obtained by reversing the orientation. Then *warping degree of a knot K* is defined as

$$d(K) = \min\{d(D), d(-D) \mid D \in [K]\}.$$

Further, switching a classical crossing to virtual crossing is an unknotting operation for virtual knots. The virtual unknotting number $u_v(K)$ is the minimum number of classical crossings needed to make virtual crossings to transform K into the unknot. Similarly, the welded unknotting number can be defined for welded knots. Since a welded knot diagram with all welded crossings is a diagram of the trivial welded knot, virtual unknotting number is well defined for welded knots.

Definition 2.1. *The welded unknotting number $u_w(D)$ of a diagram D is the minimum number of classical crossings that must be changes to welded crossings so that the resulting diagram is a diagram of the trivial welded knot. The welded unknotting number $u_w(K)$ of a welded knot K is defined as*

$$u_w(K) = \min\{u_w(D) \mid D \in [K]\}.$$

Since $u_w(K)$ is minimum over all the diagrams presenting K , $u_w(K)$ is a welded knot invariant. Below we will use $u_w(K)$ to provide a lower bound on the twist number.

3. TWIST NUMBER FOR WELDED KNOTS

Let D be a welded knot diagram and c be a classical crossing in D . Twist move is a local transformation which changes under crossing point and over crossing point of the crossing c with each other as shown in Fig. 7, where T_1 -move and T_2 -move are indicated. While performing this local transformation, sign of the crossing remains same, but two new welded crossings appear.

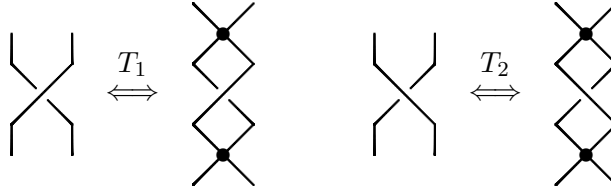


FIGURE 7. Twist moves.

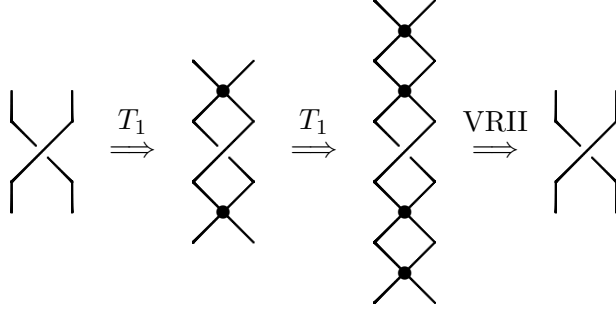
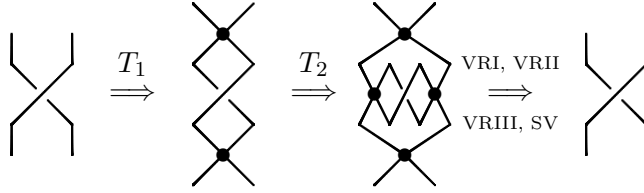
Denote by $C(D)$ the set of all classical crossings of a welded knot diagram D .

Proposition 3.1. *If D' is a diagram obtained from a welded knot diagram D by applying a twist move twice at the same crossing $c \in C(D)$, then D' is equivalent to D .*

Proof. Operate a twist move T_1 twice at c as in Fig. 8, or a twist move T_2 twice at c if it has another crossing type. Also, operate twist moves T_1 and T_2 as in Fig. 9 or T_2 and T_1 is the case of another crossing type at c . Let D' be the resulting diagram obtained from D by performing twist moves twice at crossing c . It is shown in Fig. 8 and Fig. 9 that D' is equivalent to D by welded Reidemeister moves. Analogous equivalence hold in other cases. \square

Theorem 3.1. *Twist move is an unknotting operation for welded knots.*

Proof. Any welded knot diagram can be turned into trivial welded knot diagram by using generalized Reidemeister moves along with both forbidden moves F_1 and F_2 . Recall that F_1 is one of welded Reidemeister moves. Now we will show that forbidden move F_2 can be realized using twist moves along

FIGURE 8. Performing twist move T_1 twice.FIGURE 9. Performing twist moves T_1 and T_2 .

with welded Reidemeister moves. Indeed, we demonstrate in Fig. 10 that F_2 -move as shown in Fig. 4(b) can be realized by twist moves along with welded Reidemeister moves. \square

Using twist moves, we define an invariant for welded knot. Let D be a welded knot diagram. We define *unknotting twist number* $ut(D)$ of D as the minimum number of twist moves that are required to change D into a diagram of the trivial welded knot.

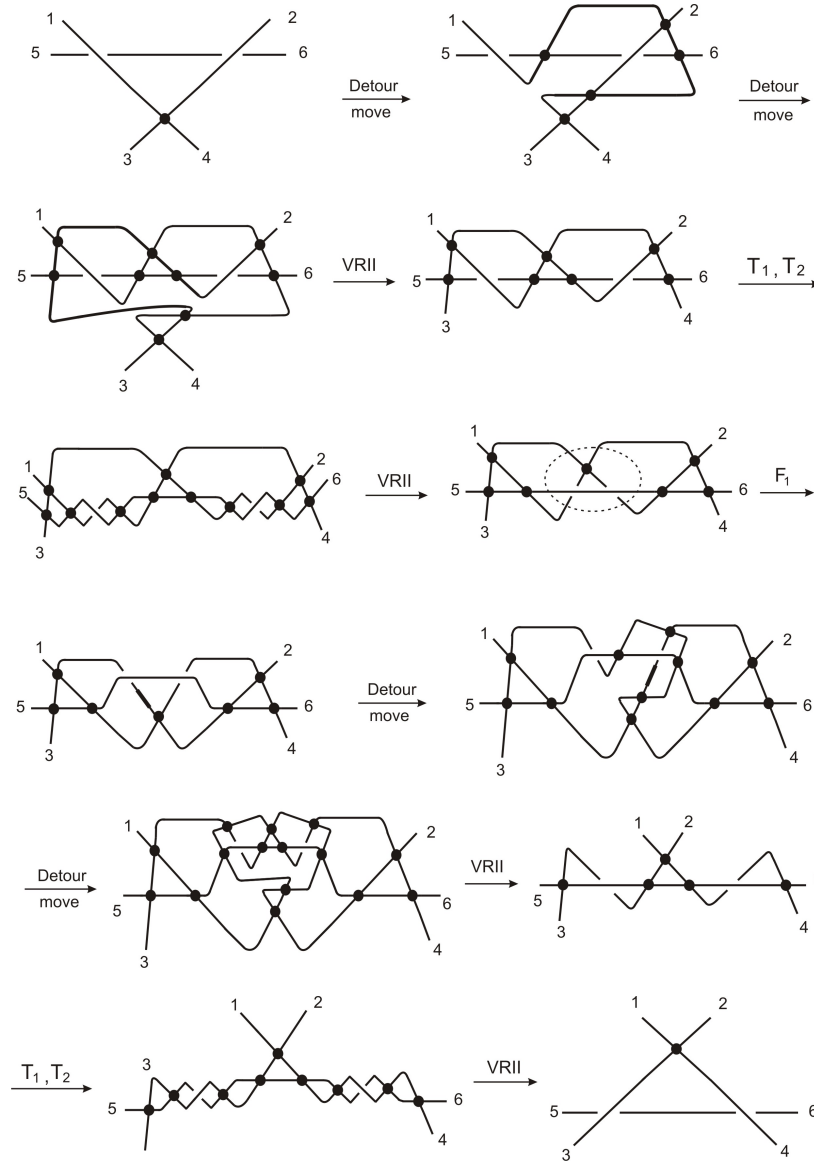
Definition 3.1. The *unknotting twist number* $ut(K)$ of a welded knot K is defined as the minimum number of twist moves required, taken over all welded knot diagrams representing K , to convert K into the trivial welded knot, *i.e.*,

$$ut(K) = \min\{ut(D) \mid D \in [K]\}.$$

Since $ut(K)$ is minimum over all diagrams presenting K , it is a welded knot invariant. If K is a trivial welded knot, then $ut(K) = 0$. Otherwise, $ut(K) \geq 1$.

Example 3.1. Let B_1 be a welded knot presented by a diagram in Fig. 11. Since by [6] B_1 is a non-trivial welded knot, we have $ut(B_1) \geq 1$. As shown in Fig. 11, the diagram of B_1 can be deformed into a trivial welded knot diagram by applying one twist move along with welded Reidemeister moves. Therefore, $ut(B_1) \leq 1$. Hence $ut(B_1) = 1$.

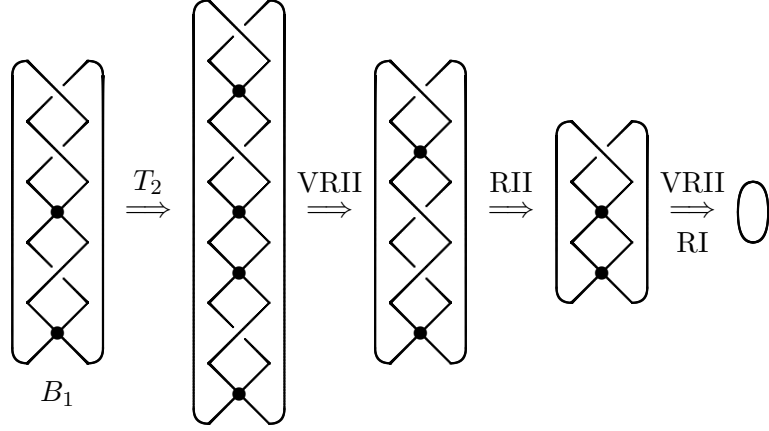
The following result provides lower bound and upper bound in terms of welded unknotting number and warping degree of the welded knot.

FIGURE 10. Realization of F_2 -move.

Theorem 3.2. *If K is a welded knot, then*

$$\frac{1}{2}u_w(K) \leq ut(K) \leq d(K).$$

Proof. Let D be a diagram of a welded knot K . It is easy to see that minimum number of twist moves required to convert D into a descending diagram is $\min\{d(D), d(-D)\}$. Since a descending diagram is a trivial

FIGURE 11. Diagram of welded knot B_1 .

welded knot diagram,

$$ut(D) \leq \min\{d(D), d(-D)\}.$$

Thus $ut(K) \leq \min\{d(D), d(-D)\}$, for any diagram D presenting K . Hence $ut(K) \leq d(K)$.

Let D' be a diagram of K that realizes $ut(K)$. At every crossing c where a twist move is required to unknot D , we produce a RII-move and then change two corner crossings to welded crossings (C - W) as presented in Fig. 12. Clearly, as a result we obtain the same diagram as would have been obtained

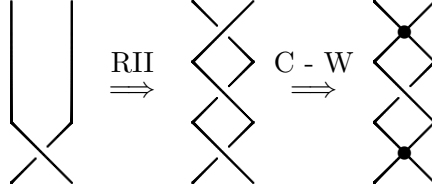


FIGURE 12. A twist move as a composition of RII and changing classical crossings to welded.

by simply applying a twist move on c . Repeat this process at every crossing at which a twist move is required to unknot D . At the end, we would have the same diagram as would be obtained by applying twist moves at all those crossings. Thus $u_w(K) \leq 2ut(K)$. \square

4. INFINITE FAMILY OF 2-BRIDGE KNOTS WITH UNKNOTTING TWIST NUMBER ONE

In this section we will demonstrate that there exists an infinite family of welded knots with unknotting twist number one. Namely, this a family of classical knots considered up to welded equivalence. Let $\mathbf{b}(2n + \frac{1}{2})$ be a two-bridge knot with the rational parameter $2n + \frac{1}{2}$, for integer $n \geq 1$.

Proposition 4.1. *For any integer $n \geq 1$ we have $ut(\mathbf{b}(2n + \frac{1}{2})) = 1$.*

Proof. Let D_{2n} denotes a diagram of the two-bridge knot $\mathbf{b}(2n + \frac{1}{2})$ presented in Fig. 13. Apply a twist-move T_2 in D_{2n} so that as a result we obtain welded knot D'_{2n} as shown in Fig. 13. D'_{2n} can be transformed into welded knot denoted by D''_{2n} using welded Reidemeister moves, see Fig. 14. Now the welded knot D''_{2n} is equivalent via welded isotopy to the welded knot D'_{2n-2} as can be seen in the Fig. 15. Therefore we can convert D'_{2n} into D'_{2n-2} using welded isotopy, in particular by repeating the number of steps if required we obtain D'_0 . As can be seen from Fig. 16, D'_0 is equivalent to trivial welded knot by RI and VRI -moves, hence $ut(\mathbf{b}(2n + \frac{1}{2})) \leq 1$. Recall, that if K and K' are classical knots whose diagrams are welded equivalent, then they are isotopic, see for example [16, Theorem 2.1]. Therefore, $ut(\mathbf{b}(2n + \frac{1}{2})) \geq 1$ and the statement holds. \square

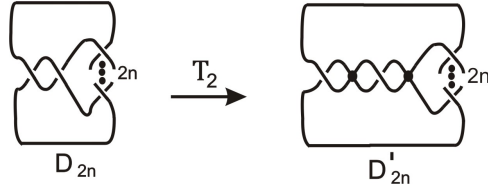


FIGURE 13. T_2 -move in two-bridge knot $D_{2n} = \mathbf{b}(2n + \frac{1}{2})$.

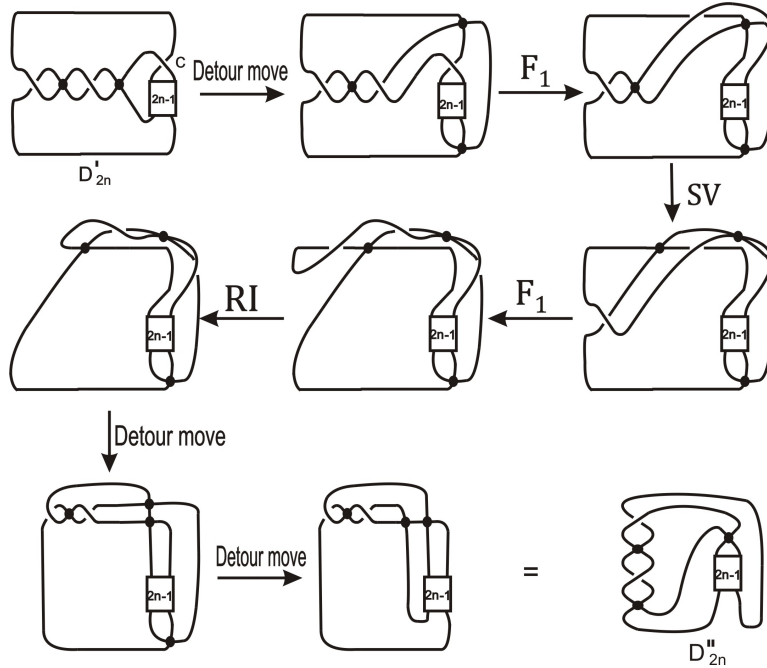
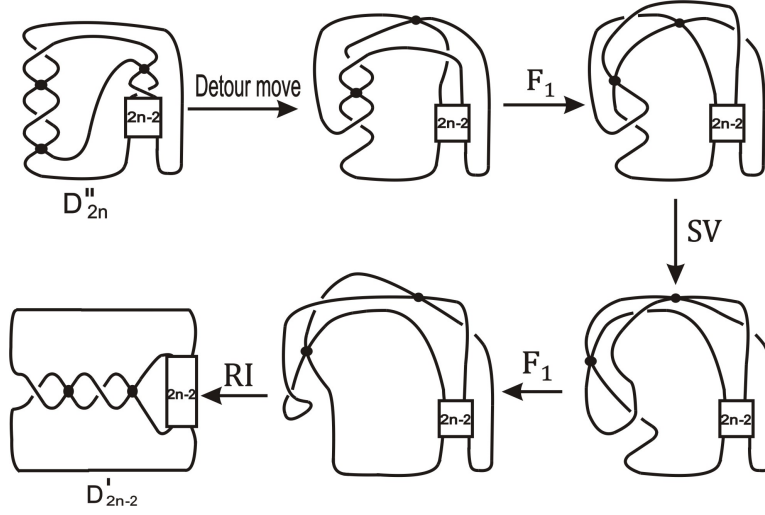
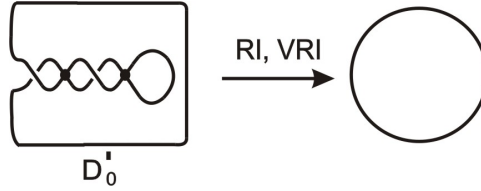


FIGURE 14. Welded isotopy between D'_{2n} and D''_{2n} .

FIGURE 15. Welded isotopy between D''_{2n} and D'_{2n-2} .FIGURE 16. D'_0 equivalent to trivial knot.

5. QUANDLE COLORING AND UNKNOTTING TWIST NUMBER

An algebraic system known as quandle was introduced independently in [3] and [7].

Definition 5.1. A *quandle* is a non-empty set X with a binary operation $*$: $X \times X \rightarrow X$ satisfying the following axioms:

- (1) For all $x \in X$, $x * x = x$.
- (2) For all $y \in X$, the map $\phi_y : X \rightarrow X$ defined by $\phi_y(x) = x * y$ is invertible.
- (3) For all $x, y, z \in X$, $(x * y) * z = (x * z) * (y * z)$.

A *dihedral quandle* $(R_n; *)$ of order n is the ring $\mathbb{Z}_n (= \mathbb{Z}/n\mathbb{Z})$ with an operation defined by $x * y = 2y - x$. An *Alexander quandle* is a module over the ring $\Lambda_p = \mathbb{Z}_p[t^{\pm 1}]$ of Laurent polynomials, considered with operation $x * y = tx + (1 - t)y$. Let $f(t)$ be an irreducible polynomial of degree d in Λ_p with $f(t) \neq t, t - 1$, then $F_q = \Lambda_p / f(t)$, where $q = p^d$ is a finite field. Elements of F_q are presented by remainders of polynomials when divided by $f(t) \bmod p$, so, indeed, F_q consists of p^d elements. A quandle $(F_q, *)$ is a Λ_p -module with the operation $x * y = tx + (1 - t)y$.

Now we recall the definition of quandle coloring for welded knots [6]. Let X be a fixed quandle and D be an oriented welded knot or link diagram. Let $A(D)$ be the set of arcs, where an arc is a piece of a curve each of whose endpoints is an undercrossing. The normals (normal vectors) are given in such a way that the ordered pair (tangent, normal) agrees with the orientation of the plane, see Fig. 17.

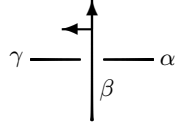


FIGURE 17. Arcs incident to a crossing.

A *quandle coloring* \mathcal{C} is a map $\mathcal{C} : A(D) \rightarrow X$ satisfying the following rule at every classical crossing. If the normal to the over-arc β points from the arc α to γ as in Fig. 17, then $\mathcal{C}(\alpha) * \mathcal{C}(\beta) = \mathcal{C}(\gamma)$. Let $\text{Col}_X(D)$ denote the set of colorings of a welded knot diagram D of a welded knot K by a quandle X . Then the cardinality $|\text{Col}_X(D)|$ is a welded knot invariant. For more detail see [2, 6].

From now we consider the quandle $X = F_q$. For a welded knot diagram D the set $\text{Col}_{F_q}(D)$ forms a linear space over F_q , whose generators are all elements in $A(D)$ and relations are given for each classical crossings as follows. Let α and β be the under-passing arcs and γ be the over-passing arc at classical crossing c , such that the normal orientation of γ points from α to β . Then $\beta = t\alpha + (1-t)\gamma$. Denoting the set of such relations by $R(D)$, we have a presentation $\text{Col}_{F_q}(D) \cong \langle A(D) \mid R(D) \rangle_{F_q}$.

Similar to [6] we consider a presentation of $\text{Col}_{F_q}(D)$ taking semi-arcs of the diagram as generators: $\text{Col}_{F_q}(D) \cong \langle SA(D) \mid SR(D) \rangle_{F_q}$, where:

- (1) $SA(D)$ denote the set of semi-arcs, where a semi-arc is a piece of curve whose endpoints are classical crossing points.
- (2) Let α, β, γ and δ be respectively the two under-crossing semi-arcs and two over-crossing semi-arcs at a classical crossing as presented in Fig. 18. The normal orientation of γ points from α to β and that of α points from γ to δ . Then relations are $\beta = t\alpha + (1-t)\gamma$ and $\gamma = \delta$.

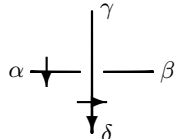


FIGURE 18. Semi-arcs incident to a crossing and the normal orientation.

Lemma 5.1. *Let D be a diagram of a welded knot K and c be a classical crossing of D . Let $F_q = \Lambda_p/f(t)$, where p is an odd prime and $f(t)$ is an irreducible polynomial of degree $d \geq 1$ in Λ_p . If D' is a diagram obtained from D by performing a twist move at crossing c , then*

$$|\dim \text{Col}_{F_q}(D') - \dim \text{Col}_{F_q}(D)| \leq 1.$$

Proof. Consider the presentation $\text{Col}_{F_q}(D) = \langle SA(D) | SR(D) \rangle_{F_q}$. Let D' be the diagram obtained from D by performing a twist move at crossing c . It is easy to see that the welded crossings that appear by performing a twist move does not change levels of semi-arcs, see Fig. 19. Therefore

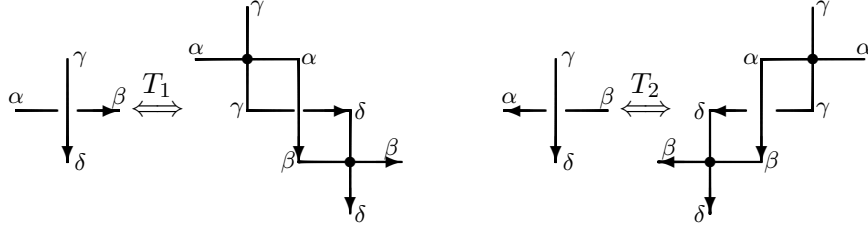


FIGURE 19. Quandle colorings in respect to twist moves.

$SA(D) = SA(D')$. We note that for each classical crossing of D' except c the relation remains the same as in D . Let us consider the crossing $c \in D$. Let α, β, γ and δ be respectively the two underlying semi-arcs and two overlying semi-arcs, such that the normal orientation of γ points from α to β and that of α points from γ to δ as defined in Fig. 18. Therefore, relations in $SR(D)$ corresponding to $c \in D$ are

$$\gamma = \delta \quad \text{and} \quad \beta = t\alpha + (1-t)\gamma.$$

Hence we can replace the relation $\beta = t\alpha + (1-t)\gamma$ with $\beta = t\alpha + \delta - t\gamma$ or $\beta = t\alpha + \gamma - t\delta$. Therefore, $\text{Col}_{F_q}(D) \cong \langle SA(D) | \widehat{SR}(D) \rangle_{F_q}$ and $\text{Col}_{F_q}(D) \cong \langle SA(D) | \overline{SR}(D) \rangle_{F_q}$, where

$$\widehat{SR}(D) = SR(D) \cup \{\beta = t\alpha + \delta - t\gamma\} \setminus \{\beta = t\alpha + (1-t)\gamma\}$$

and

$$\overline{SR}(D) = SR(D) \cup \{\beta = t\alpha + \gamma - t\delta\} \setminus \{\beta = t\alpha + (1-t)\gamma\}.$$

Consider twist moves T_1 and T_2 according to Fig. 19.

(1) The case of T_1 -move. Relations in $SR(D')$, corresponding to $c \in D'$, are $\alpha = \beta$ and $\delta = t\gamma + (1-t)\alpha$. Hence we can replace the relation $\delta = t\gamma + (1-t)\alpha$ with $\delta = t\gamma + \beta - t\alpha$. Therefore, $\text{Col}_{F_q}(D') \cong \langle SA(D') | \widehat{SR}(D') \rangle_{F_q}$, where

$$\widehat{SR}(D') = SR(D') \cup \{\delta = t\gamma + \beta - t\alpha\} \setminus \{\delta = t\gamma + (1-t)\alpha\}.$$

Observe that $\delta = t\gamma + \beta - t\alpha$ is equivalent to $\beta = t\alpha + \delta - t\gamma$. Therefore

$$\widehat{SR}(D') = \widehat{SR}(D) \cup \{\alpha = \beta\} \setminus \{\gamma = \delta\}$$

and $\dim \text{Col}_{F_q}(D') = \dim \text{Col}_{F_q}(D) + r$, where $r \in \{-1, 0, 1\}$.

(2) The case of T_2 -move. Relators in $SR(D')$, corresponding to $c \in D'$, are $\alpha = \beta$ and $\gamma = t\delta + (1-t)\beta$. Hence we can replace the relation $\gamma = t\delta + (1-t)\beta$ with $\gamma = t\delta + \beta - t\alpha$ such that $\text{Col}_{F_q}(D') \cong \langle SA(D') \mid \overline{SR}(D') \rangle_{F_q}$, where

$$\overline{SR}(D') = SR(D') \cup \{\gamma = t\delta + \beta - t\alpha\} \setminus \{\gamma = t\delta + (1-t)\beta\}.$$

Observe that $\gamma = t\delta + \beta - t\alpha$ is equivalent to $\beta = t\alpha + \gamma - t\delta$. Therefore

$$\overline{SR}(D') = \overline{SR}(D') \cup \{\alpha = \beta\} \setminus \{\gamma = \delta\}$$

and $\dim \text{Col}_{F_q}(D) = \dim \text{Col}_{F_q}(D') + r$, where $r \in \{-1, 0, 1\}$.

Hence, for both twist moves T_1 and T_2 we obtain

$$|\dim \text{Col}_{F_q}(D') - \dim \text{Col}_{F_q}(D)| \leq 1$$

and lemma is proved. \square

Analogously [6] we come up at a lower bound for twist number in terms of the dimension of the coloring space by quandle F_q .

Theorem 5.1. *Let D be a diagram of a welded knot K and $\text{Col}_{F_q}(D)$ be the set of colorings of D by F_q . Then the following inequality holds:*

$$\dim \text{Col}_{F_q}(D) - 1 \leq ut(K).$$

Proof. Let D be a diagram of welded knot K which realize $ut(K)$. Let $ut(K) = n$ and $D = D_0, D_1, \dots, D_n$ be a sequence of diagrams such that each D_i is obtained from D_{i+1} by applying one twist move and D_n is a diagram of the trivial welded knot. Therefore, using Lemma 5.1, we have

$$\begin{aligned} & |\dim \text{Col}_{F_q}(D_0) - \dim \text{Col}_{F_q}(D_n)| \\ &= \left| \sum_{i=0}^{n-1} (\dim \text{Col}_{F_q}(D_i) - \dim \text{Col}_{F_q}(D_{i+1})) \right| \\ &\leq \sum_{i=0}^{n-1} |\dim \text{Col}_{F_q}(D_i) - \dim \text{Col}_{F_q}(D_{i+1})| \leq n. \end{aligned}$$

Since $\dim \text{Col}_{F_q}(D_n) = 1$ and $\dim \text{Col}_{F_q}(D_0) \geq \dim \text{Col}_{F_q}(D_n)$, we get $\dim \text{Col}_{F_q}(D) - 1 \leq ut(K)$. \square

Denote by B_n welded knot that admits diagram D_n with $3n$ classical crossings and $2n$ welded crossings as presented in Fig. 20. Recall that B_1 was presented in Fig. 11 and B_n can be considered as a connected sum of n copies of B_1 .

Lemma 5.2. *The following equality holds: $ut(B_n) = n$.*

Proof. It was proved in [6, pf. 9.2] that $\dim \text{Col}_{R_3}(D_n) = n+1$. Therefore by Theorem 5.1, we have $n \leq ut(B_n)$. Let us perform twist moves at n crossings lying between welded crossings in diagram D_n and then Reidemeister moves VR II and RII. Then the resulting diagram is equivalent to the diagram

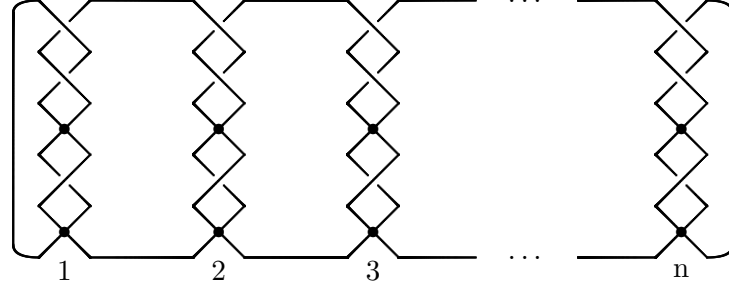
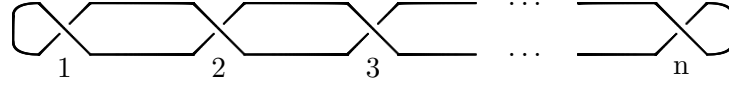
FIGURE 20. Diagram D_n of a welded knot B_n .

FIGURE 21. Diagram of a trivial welded knot.

as shown in Fig. 21, which is a trivial welded knot diagram. Therefore $ut(B_n) \leq n$. \square

6. GORDIAN COMPLEX OF WELDED KNOTS

It is known that unknotting moves for knots and virtual knots admit to complexes of knots or links, see, for example [15]. Z. Li, F. Lei and J. Wu [6] defined the distance between welded knots using crossing change, \sharp -move and Δ -move. They provided explicit examples of welded knots $\{K, K'\}$ such that distance by crossing change is $d_X(K, K') = 1$. Also it was shown that for all $m, n \in \mathbb{N}$, welded knots K_m, K_n exist such that $d_X(K_m, K_n) \leq |m - n|$.

As we demonstrated above, the twist move along with welded Reidemeister moves is also an unknotting operation for welded knots. Therefore for any pair of welded knots $\{K, K'\}$, a diagram D of K can be converted into a diagram D' of K' by a finite sequence of twist moves and welded Reidemeister moves. We define a *twist-distance* $d_T(K, K')$ between two welded knots K and K' as the minimum number of twist moves required to convert D into D' , where minimum is taken over all diagrams D of K and D' of K' . *Gordian complex* \mathcal{G}_T of welded knots by twist move is defined by considering the set of all welded knot isotopy classes as *vertex set* of \mathcal{G}_T and a set of welded knots $\{K_0, \dots, K_n\}$ spans an n -simplex if and only if $d_T(K_i, K_j) = 1$ for all $i \neq j \in \{0, 1, \dots, n\}$.

Remark 6.1. For any welded knot K , we have $d_T(K, U) = u_t(K)$, i.e, the twist number of K where U is unknot. Thus if $ut(K) = 1$, the pair $\{K, U\}$ spans an 1-simplex in \mathcal{G}_T . For the welded knot $W_n = \mathbf{b}(2n + \frac{1}{2})$ given in Proposition 4.1, $\{W_n, U\}$ spans an 1-simplex in \mathcal{G}_T .

There are infinitely many pairs $\{K, K'\}$ such that $d_T(K, K') = 1$, where K is a non-trivial welded knot and K' is a non-trivial classical knot.

Proposition 6.1. \mathcal{G}_T contains infinitely many 1-simplexes with one vertex to be a non-classical welded knot and other vertex to be a classical knot.

Proof. Consider the family of welded knots A_{2n} shown in Fig. 22 with classical crossings numerated by $1, 2, \dots, 2n$. By computing the commutators

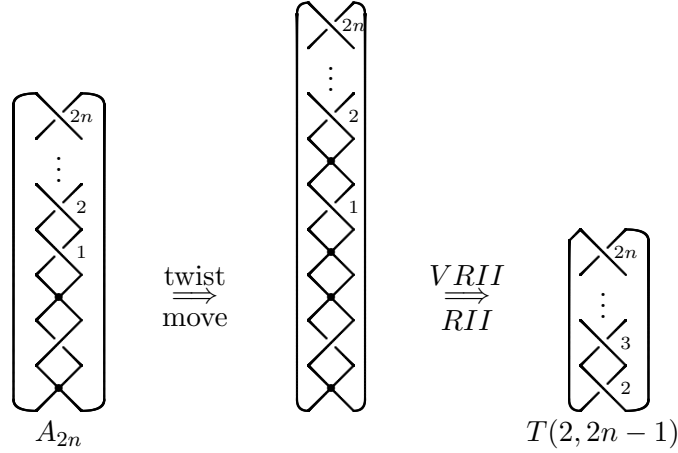


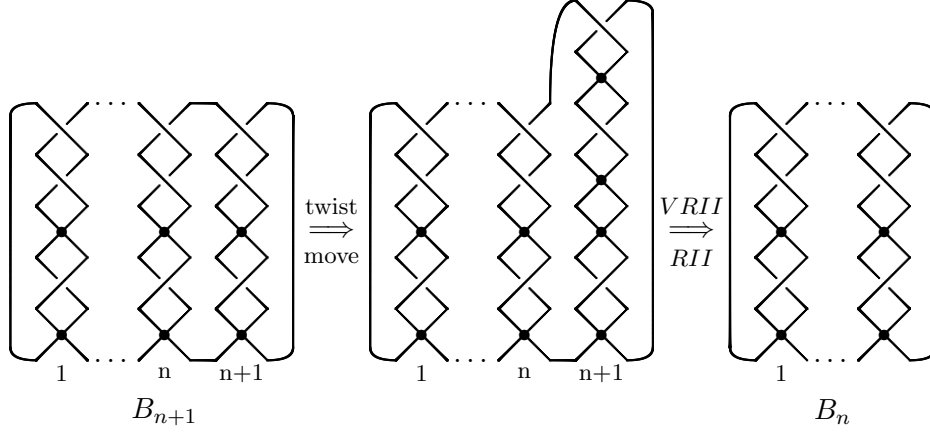
FIGURE 22. From welded knot A_{2n} to torus knot T_{2n-1} .

of the fundamental groups of A_{2n} it was proved in [13] that all A_{2n} are distinct and non-classical welded knots. Consider the welded knot obtained by applying one twist move at crossing number “1” in A_{2n} . The obtained welded knot can be simplified by moves VR II and RII. Then we will get a classical knot with crossings numerated by $2, 3, \dots, 2n$ which is the torus knot $T(2, 2n - 1)$. Welded knot A_{2n} is not classical, but $T(2, 2n - 1)$ is classical knot. Therefore they are distinct. And T_{2n-1} is obtained from A_{2n} by using a twist move, hence $d_T(A_{2n}, T_{2n-1}) = 1$. Therefore for each $n \in \mathbb{N}$ the pair $\{A_{2n}, T_{2n-1}\}$ spans 1-simplex in \mathcal{G}_T . \square

We say two welded knots $\{K, K'\}$ are connected by a path of length n in \mathcal{G}_T if there exists welded knots $\{K_0, K_1, \dots, K_n\}$ such that $d_T(K_i, K_{i+1}) = 1$ for each $i = 0, 1, \dots, n - 1$ and $K_0 = K, K_n = K'$. The minimum length among all the paths between K and K' gives the distance $d_T(K, K')$. Since twist move is an unknotting operation, there exist a path between any two distinct welded knots and hence \mathcal{G}_T is connected complex. We show the existence of an infinite length path in \mathcal{G}_T by providing an infinite family of welded knots $\{K_1, K_2, \dots\}$ such that $d_T(K_i, K_{i+1}) = 1$ for all $i \geq 1$.

Proposition 6.2. *There exists a family $\{B_1, B_2, \dots\}$ of distinct welded knots in \mathcal{G}_T such that for all $i = 1, 2, \dots$ the distance $d_T(B_i, B_{i+1}) = 1$.*

Proof. Let $\{B_n\}_{n \geq 1}$ be the family of welded knots given by Fig. 23. As shown in Lemma 5.2, for each $n = 1, 2, \dots$ twist number is known: $ut(B_n) = n$ thus, all the $\{B_n\}$ are distinct welded knots. Observe from the Fig. 23 that each B_n can be obtained from B_{n+1} by using one twist move and

FIGURE 23. The twist move from B_{n+1} to B_n .

welded Reidemeister moves VR II and RII. Therefore, $d_T(B_n, B_{n+1}) = 1$ for $n = 1, 2, \dots$ as required. \square

For the family $\{B_n\}_{n \geq 1}$ given in Fig. 23, if $m \neq n$ then it is possible to convert B_m into B_n using $|m - n|$ twist moves, i.e., $d_T(B_m, B_n) \leq |m - n|$ with equality being still unknown.

For a Gordian complex of knots it is interesting to ask the question that whether it contains an n -simplex of each dimension $n \in \mathbb{N}$ or not, there are examples of Gordian complexes with answer to this question in yes as well as no for different local moves. If it is possible to construct an infinite family of knots $\{K_n\}_{n \geq 0}$ such that distance by corresponding local move $d(K_m, K_n) = 1$ for distinct m and n then $\sigma_n = \{K_0, K_1, \dots, K_n\}$ forms an n -simplex. We propose a family $\{WK_n\}_{n \geq 0}$ of welded knots which might be such an example in the case of twist move, however it is not yet known to us whether WK_n are all distinct welded knots.

Theorem 6.1. *The Gordian complex \mathcal{G}_T contains an infinite family of welded knots $\{WK_n\}_{n \geq 0}$ satisfying $d_T(WK_m, WK_n) \leq 1$ for distinct integer $m, n \geq 0$.*

Proof. Denote by WK_0 the trivial welded knot and by WK_n , $n \geq 1$, the welded knot given in Fig. 24. Observe that WK_n is obtained from WK_{n-1} by adding an adjacent block indicated by two vertical dashed lines. Each such block contains a horizontal braid with two classical and two welded crossings. Applying a twist move to this braid as in Fig. 25) we will get a braid which can be simplified to a trivial two-strands braid by welded Reidemeister moves VR II and RII. Observe that if the twist move will be applied to a 2-braid of the m -th block of the diagram of WK_n , $m < n$, then in all blocks with numbers $m, m+1, \dots, n$ 2-braids will become trivial by repeating of welded Reidemeister moves. As a result we obtain WK_{m-1} . Hence we can obtain WK_m from WK_n for $m = 0, 1, 2, \dots, n-1$ by applying a twist move to the 2-braid in $(m+1)$ -th block. This implies $d_T(WK_m, WK_n) \leq 1$.

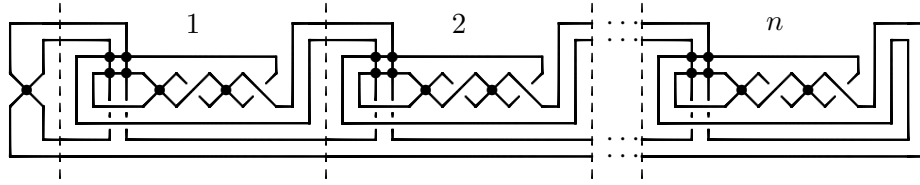
FIGURE 24. Welded knot WK_n .

FIGURE 25. Applying of a twist move.

Since n is arbitrary it follows that for any integer distinct n and m we have $d_T(WK_m, WK_n) \leq 1$ as required. \square

Problem 6.1. Are all welded knots WK_n distinct?

Remark 6.2. We observed that quandle colorings by dihedral quandle R_n fails to distinguish the welded knots WK_n as only possible colorings by R_n happens to be trivial colorings.

ACKNOWLEDGEMENTS

Kaur, Gill and Prabhakar acknowledge support from the DST project DST/INT/RUS/RSF/P-19. Vesnin acknowledges support by the Russian Science Foundation (project 19-41-02005) during the work on Sections 3, 4, 5 and by the Ministry of Science and Higher Education of Russia (agreement No. 075-02-2020-1479/1) for the work on Section 6.

REFERENCES

- [1] R. Fenn, R. Rimányi, and C. Rourke, *The braid-permutation group*, Topology **36** (1997), no. 1, 123–135.
- [2] R. Fenn and C. Rourke, *Racks and links in codimension two*, Journal of Knot Theory and Its Ramifications **1** (1992), no. 4, 343–406.
- [3] D. Joyce, *A classifying invariant of knots, the knot quandle*, Journal of Pure and Applied Algebra **23** (1982), no. 1, 37–65.
- [4] L. Kauffman, *Virtual knot theory*, European Journal of Combinatorics **20** (1999), no. 7, 663–690.
- [5] A. Kawauchi, *A survey of knot theory*, Birkhäuser Verlag, Basel, 1996.
- [6] Z. Li, F. Lei, J. Wu, *On the unknotting number of a welded knot*, Journal of Knot Theory and Its Ramifications **26** (2017), no. 1, 1750004, 22 pp.
- [7] S. V. Matveev, *Distributive groupoids in knot theory*, Sbornik: Mathematics **119** (1982), no. 1, 78–88.
- [8] S. Satoh, *Crossing changes, Delta moves, and sharp moves on welded knots*, Rocky Mountain Journal of Mathematics **48** (2018), no. 3, 967–979.
- [9] A. Shimizu, *The warping degree of a knot diagram*, Journal of Knot Theory and Its Ramifications **19**(2010), no. 7, 849–857.

- [10] D. S. Silver and S. G. Williams, *On a class of virtual knots with unit Jones polynomial*, Journal of Knot Theory and Its Ramifications **13** (2004), no. 3, 367–371.
- [11] T. Kanenobu, *Forbidden moves unknot a virtual knot*, Journal of Knot Theory and Its Ramifications **10** (2001), no. 1, 89–96.
- [12] S. Nelson, *Unknotting virtual knots with Gauss diagram forbidden moves*, Journal of Knot Theory and Its Ramifications **10** (2001), no. 6, 931–935.
- [13] Z. Li, F. Lei, Z. Chen and J. Wu, *On fundamental group of a certain class of welded knots*, Commun. Math. Res. **33** (2017) no. 2 177–184.
- [14] K. Kaur, M. Prabhakar, A. Vesnin, *An unknotting index for virtual links*, Topology and Its Applications **264** (2019), 352–368.
- [15] A. Gill, M. Prabhakar, A. Vesnin, *Gordian complexes of knots and virtual knots given by region crossing changes and arc shift moves*, Journal of Knot Theory and Its Ramifications **29** (2020), paper number 2042008, 24 pages (in press).
- [16] B. Winter, *The classification of spun torus knots*, Journal of Knot Theory and Its Ramifications **18** (2009), no. 9, 1287–1298.

KIRANDEEP KAUR, DEPARTMENT OF MATHEMATICS, INDIAN INSTITUTE OF TECHNOLOGY ROPAR, NANGAL ROAD, RUPNAGAR, PUNJAB 140001, INDIA
E-mail address: kirandeep.kaur@iitrpr.ac.in

AMRENDRA GILL, DEPARTMENT OF MATHEMATICS, INDIAN INSTITUTE OF TECHNOLOGY ROPAR, NANGAL ROAD, RUPNAGAR, PUNJAB 140001, INDIA
E-mail address: amrendra.gill@iitrpr.ac.in

MADETI PRABHAKAR, DEPARTMENT OF MATHEMATICS, INDIAN INSTITUTE OF TECHNOLOGY ROPAR, NANGAL ROAD, RUPNAGAR, PUNJAB 140001, INDIA
E-mail address: prabhakar@iitrpr.ac.in

ANDREI VESNIN, REGIONAL MATHEMATICAL CENTER, TOMSK STATE UNIVERSITY, TOMSK, 634050, RUSSIA
E-mail address: vesnin@math.nsc.ru