

Partially Coherent Direct Sum Channels

Stefano Chessa and Vittorio Giovannetti

NEST, Scuola Normale Superiore and Istituto Nanoscienze-CNR, I-56126 Pisa, Italy
2020-07-10

We introduce *Partially Coherent Direct Sum* (PCDS) quantum channels, as a generalization of the already known *Direct Sum* quantum channels. We derive necessary and sufficient conditions to identify the subset of those maps which are degradable, and provide a simplified expression for their quantum capacities. Interestingly, the special structure of PCDS allows us to extend the computation of the quantum capacity formula also for quantum channels which are explicitly not degradable (nor antidegradable). We show instances of applications of the results to dephasing channels, amplitude damping channels, and combinations of the two.

1 Introduction

Since the seminal work of Shannon [1] the performance analysis of means of communication has been rephrased into the search of the maximum information transmission rates achievable by noisy channels. In the last few decades the possibility of exploiting quantum-mechanical effects to perform communication has been brought to the light. The approach to the evaluation of channel capacities was then directed also towards noisy quantum channels, opening the road to the field of quantum communication [2, 3, 4, 5].

The features of quantum information can bring advantages w.r.t. classical settings, e.g., among others, quantum key distribution [6], superdense coding [7], quantum teleportation [8], superactivation of the quantum capacity of a quantum channel [9], superadditivity of the classical capacity of a quantum channel [10]. The qualitatively different phenomena that typically are involved when dealing with quantum systems on the other hand might constitute challenging obstacles, see as an example the often intractable regularizations needed for the definitions of channel capacities [11, 12]. Even for few uses of the channel considered, in absence of useful properties or further symmetries, maximizations over Hilbert spaces (to find capacities) can reveal themselves computationally hard, especially in higher dimensions. This makes the study, in terms of information capacities,

of a wide realm of channels unattractive and unexplored, despite quantum information in higher dimensions being a well established field of research. For this family of systems and channels potential advantages are showed either from the quantum computation (see e.g. [13, 14, 15, 16]) and quantum communication (see e.g. [17, 18, 19, 20]) perspectives, and are now also increasingly experimentally accessible [21, 22, 23, 24, 25, 26, 27, 28, 29]. All this considered, methods to overcome these kind of obstacles are still researched and this paper aims to contribute to this corpus of literature. Specifically, we present compact expressions for the quantum capacity and entanglement assisted quantum capacity of a new class of channels that we called *Partially Coherent Direct Sum* (PCDS) channels, a generalization of the direct sum (DS) channels described in [30]. This formalism appears in a variety of contexts [31, 32, 33, 34, 35, 36, 37], among which recently the “gluing” procedure in [38] derived as a generalization of the construction in [39]. DS channels were initially introduced in [30] in the context of the additivity conjecture for the classical capacity, later proven wrong [10]. There, the direct-sum structure was proposed in order to simplify the expressions of those functionals, e.g. output entropy and Holevo information, whose additivity was conjectured. Among these results also an expression for the coherent information for DS channels was found. In the subsequent literature the direct-sum structure has been mainly exploited to show superadditivity features of quantum channels.

We draw attention to PCDS because, other than encompassing the already known DS channels, they provide a framework for the efficient description of wide classes of physical noise models and their capacities. An instance is given by damping processes in multi-level systems, denominated multi-level amplitude damping (MAD) channels [40]. In addition to that, PCDS appear to be interesting because their capacity is in principle exactly computable with reduced complexity also for high dimensional systems. In this sense, the knowledge already acquired about low dimensional quantum channels can be exploited to compose new PCDS channels. At the same time the introduction of the PCDS can push the study of all accessible zoology of low dimensional channels. In addition to that, through the techniques here developed, in some cases we are able to evaluate exactly the

Stefano Chessa: stefano.chessa@sns.it

quantum capacity even if the channel can be proven not to be degradable [41]. Finally we also see that PCDS channels, despite the similar construction, have higher capacities w.r.t. DS channels. This enhancement is associated with the direct sum structure of the Hilbert space and the introduction of coherences.

The manuscript is organized as follows: in Sec. 2 we introduce the model for the channels we consider; in Sec 3 we analyze complementary channels and degradability properties; in Sec. 4 we study the quantum capacity and entanglement assisted quantum capacity; in Sec 5 we apply results to instances of quantum channels that include dephasing channels, amplitude damping channels and combinations of the two. Conclusions and perspectives are presented in Sec. 6 while technical material is presented in the Appendix.

2 The model

Let us start fixing some notation: given \mathcal{H}_X and \mathcal{H}_Y two Hilbert spaces associated with two (possibly unrelated) quantum systems X and Y, we shall use the symbol

$$\mathcal{L}_{X \rightarrow Y} := \{\hat{\Theta}_{YX} : \mathcal{H}_X \longrightarrow \mathcal{H}_Y\}, \quad (1)$$

to represent the set of linear operators $\hat{\Theta}_{YX}$ mapping the input vectors of X into the output vectors of Y. The symbol $\mathfrak{S}_X = \mathfrak{S}(\mathcal{H}_X)$ will describe the special subset of $\mathcal{L}_{X \rightarrow X}$ formed by the density operators $\hat{\rho}_{XX}$ of the system X. We also define

$$\mathcal{M}_{X \rightarrow Y} := \{\Phi_{YX} : \mathcal{L}_{X \rightarrow X} \longrightarrow \mathcal{L}_{Y \rightarrow Y}\}, \quad (2)$$

to be the set of super-operators Φ_{YX} which transform operators $\hat{\Theta}_{XX} \in \mathcal{L}_{X \rightarrow X}$ into elements of $\mathcal{L}_{Y \rightarrow Y}$. We'll indicate with $\mathcal{M}_{X \rightarrow Y}^{(\text{cpt})}$ the special subset formed by the quantum channels of $\mathcal{M}_{X \rightarrow Y}$, i.e. by the super-operators Φ_{YX} which are Completely Positive and Trace preserving (CPT) [42]. Finally, for $X \neq Y$ we shall use the special symbol

$$\mathcal{M}_{X \rightarrow Y}^{(\text{off})} := \{\Phi_{YX}^{(\text{off})} : \mathcal{L}_{X \rightarrow Y} \longrightarrow \mathcal{L}_{X \rightarrow Y}\}, \quad (3)$$

to describe linear mappings $\Phi_{YX}^{(\text{off})}$ which connect operators $\mathcal{L}_{X \rightarrow Y}$ into themselves.

Consider next C, a quantum system described by a Hilbert space \mathcal{H}_C admitting the following direct sum decomposition

$$\mathcal{H}_C = \mathcal{H}_A \oplus \mathcal{H}_B, \quad (4)$$

with \mathcal{H}_A and \mathcal{H}_B two nontrivial subspaces of dimensions $d_A, d_B = d_C - d_A$. We'll associate with them the projectors \hat{P}_{AA} and \hat{P}_{BB} that fulfill the orthonormalization conditions

$$\hat{P}_{AA}\hat{P}_{BB} = \hat{P}_{BB}\hat{P}_{AA} = 0, \quad \hat{P}_{AA} + \hat{P}_{BB} = \hat{I}_{CC}, \quad (5)$$

\hat{I}_{CC} being the identity operator on \mathcal{H}_C . Accordingly, any operator $\hat{\Theta}_{CC} \in \mathcal{L}_{C \rightarrow C}$ mapping the space of C

into itself can then be written as a sum of diagonal and off-diagonal block terms, i.e.

$$\hat{\Theta}_{CC} = \bigoplus_{X,Y=A,B} \hat{\Theta}_{YX} \equiv \begin{bmatrix} \hat{\Theta}_{AA} & \hat{\Theta}_{AB} \\ \hat{\Theta}_{BA} & \hat{\Theta}_{BB} \end{bmatrix}, \quad (6)$$

with $X, Y = A, B$ and $\hat{\Theta}_{XY}$ is an element of $\mathcal{L}_{Y \rightarrow X}$ defined by the identity

$$\hat{\Theta}_{XY} \equiv \hat{P}_{XX}\hat{\Theta}_{CC}\hat{P}_{YY}. \quad (7)$$

Let now $\Phi_{CC} \in \mathcal{M}_{C \rightarrow C}^{(\text{cpt})}$ be a CPT channel mapping C into itself. We say that it is a *Partially Coherent Direct Sum* (PCDS) map if it preserves the block structure in Eq. (6). Or equivalently if we can identify super-operators $\Phi_{AA} \in \mathcal{M}_{A \rightarrow A}$, $\Phi_{BB} \in \mathcal{M}_{B \rightarrow B}$, $\Phi_{AB}^{(\text{off})} \in \mathcal{M}_{B \rightarrow A}^{(\text{off})}$, and $\Phi_{BA}^{(\text{off})} \in \mathcal{M}_{A \rightarrow B}^{(\text{off})}$ such that

$$\Phi_{CC} \begin{bmatrix} \hat{\Theta}_{AA} & \hat{\Theta}_{AB} \\ \hat{\Theta}_{BA} & \hat{\Theta}_{BB} \end{bmatrix} = \begin{bmatrix} \Phi_{AA}[\hat{\Theta}_{AA}] & \Phi_{AB}^{(\text{off})}[\hat{\Theta}_{AB}] \\ \Phi_{BA}^{(\text{off})}[\hat{\Theta}_{BA}] & \Phi_{BB}[\hat{\Theta}_{BB}] \end{bmatrix}, \quad (8)$$

for all input $\hat{\Theta}_{CC} \in \mathcal{L}_{C \rightarrow C}$. In brief, simplifying the notation

$$\Phi_{CC} = \Phi_{AA} + \Phi_{BB} + \Phi_{AB}^{(\text{off})} + \Phi_{BA}^{(\text{off})}, \quad (9)$$

where each channel Φ_{XX} implicitly assumes the projection on the suitable subspace as in Eq. (7). Quantum channels that can be cast in form of Eq. (9) arise whenever the quantum system C is affected by a (possibly noisy) evolution that preserves the relative populations associated with the subsystems \mathcal{H}_A and \mathcal{H}_B , but (possibly) deteriorates the quantum coherence among them. In Appendix A it is shown a necessary and sufficient condition for this to happen. This condition is that, given $\{\hat{M}_{CC}^{(j)}\}_j$ a Kraus set [43] for Φ_{CC} , its elements must only involve diagonal terms when cast into the block form as in Eq. (6), i.e.

Theorem 2.1. *A quantum channel Φ_{CC} described by a Kraus set $\{\hat{M}_{CC}^{(j)}\}_j$ admits the PCDS structure (9) if and only if*

$$\hat{M}_{CC}^{(j)} = \hat{M}_{AA}^{(j)} + \hat{M}_{BB}^{(j)}, \quad (10)$$

or equivalently that $\hat{M}_{AB}^{(j)} = \hat{M}_{BA}^{(j)} = 0$, for all j .

The explicit proof of this result is given in Appendix A. There we also show that the maps on the right-hand-side of Eq. (9) can be expressed in terms of the operators $\hat{M}_{AA}^{(j)}$ and $\hat{M}_{BB}^{(j)}$ of Eq. (10) as

$$\Phi_{XX}[\dots] = \sum_j \hat{M}_{XX}^{(j)} \dots \hat{M}_{XX}^{(j)\dagger}, \quad (11)$$

for all $X=A, B$ and

$$\Phi_{XY}^{(\text{off})}[\dots] = \sum_j \hat{M}_{XX}^{(j)} \dots \hat{M}_{YY}^{(j)\dagger}, \quad (12)$$

for all $X \neq Y=A, B$. Notice that in particular Eq. (11) implies that the diagonal terms define proper CPT

channels on A and B respectively, i.e. $\Phi_{AA} \in \mathcal{M}_{A \rightarrow A}^{(\text{cpt})}$ and $\Phi_{BB} \in \mathcal{M}_{B \rightarrow B}^{(\text{cpt})}$, with Kraus sets provided by $\{\hat{M}_{AA}^{(j)}\}_j$ and $\{\hat{M}_{BB}^{(j)}\}_j$.

One can easily check that given $\Phi'_{CC}, \Phi''_{CC} \in \mathcal{M}_{C \rightarrow C}^{(\text{cpt})}$ fulfilling the constraint of Eq. (9), then the same holds true for both the channel $p\Phi'_{CC} + (1-p)\Phi''_{CC}$ with $p \in [0, 1]$ and for the channel $\Phi'_{CC} \circ \Phi''_{CC}$, with “ \circ ” representing super-operator composition. The first property implies that the set of PCDS quantum evolutions is closed under convex combination. The second property instead, together with the observation that the identity channel Id_{CC} is also trivially PCDS, tells us that the set forms a semi-group under channel concatenation. Observe also that a special instance of PCDS transformations is provided by the purely dephasing channels $\Delta_{CC}^{(\kappa)}$, which induce the mapping

$$\Delta_{CC}^{(\kappa)} \left[\begin{array}{c|c} \hat{\Theta}_{AA} & \hat{\Theta}_{AB} \\ \hline \hat{\Theta}_{BA} & \hat{\Theta}_{BB} \end{array} \right] = \left[\begin{array}{c|c} \hat{\Theta}_{AA} & \kappa \hat{\Theta}_{AB} \\ \hline \kappa^* \hat{\Theta}_{BA} & \hat{\Theta}_{BB} \end{array} \right], \quad (13)$$

with κ being a complex parameter of norm $|\kappa| \leq 1$. The semi-group property mentioned above also allows us to state the following. Starting from any PCDS channel Φ_{CC} , described as in Eq. (9) for some proper choice of the maps Φ_{AA} , Φ_{BB} , $\Phi_{AB}^{(\text{off})}$, and $\Phi_{BA}^{(\text{off})}$, we can construct an entire family of new PCDS elements

$$\Phi_{CC}^{(\kappa)} \equiv \Delta_{CC}^{(\kappa)} \circ \Phi_{CC} = \Phi_{CC} \circ \Delta_{CC}^{(\kappa)}, \quad (14)$$

whose off-diagonal components are rescaled versions of $\Phi_{AB}^{(\text{off})}$, and $\Phi_{BA}^{(\text{off})}$, i.e.

$$\Phi_{CC}^{(\kappa)} = \Phi_{AA} + \Phi_{BB} + \kappa \Phi_{AB}^{(\text{off})} + \kappa^* \Phi_{BA}^{(\text{off})}. \quad (15)$$

(Here the commutativity property exhibited in Eq. (14) follows from the linearity of the super-operators $\Phi_{AB}^{(\text{off})}$ and $\Phi_{BA}^{(\text{off})}$). In particular by setting $\kappa = 0$, Eq. (15) describes the *Direct Sum* (DS) channels discussed in Ref. [30] which completely suppress coherence among \mathcal{H}_A and \mathcal{H}_B . This special condition is met whenever the Kraus elements in Eq. (10) of a PCDS map are given by operators that have support exclusively either on \mathcal{H}_A or on \mathcal{H}_B . We can summarize this constraint in terms of the following simple relation

$$\hat{M}_{AA}^{(j)} \neq 0 \implies M_{BB}^{(j)} = 0, \quad \forall j. \quad (16)$$

It is worth stressing that the properties discussed above, as well as the results we are going to present in the following sections, admit a simple generalization in case of multi-block decompositions of the map PCDS – see Appendix C.

3 Complementary channels and degradability conditions for PCDS maps

We remind that, via the Stinespring dilation theorem [44], given $\Phi_{XX} \in \mathcal{M}_{X \rightarrow X}^{(\text{cpt})}$ a generic CPT transformation on an arbitrary system X, its complementary channel can be identified with a CPT map $\tilde{\Phi}_{EX} \in \mathcal{M}_{X \rightarrow E}^{(\text{cpt})}$ coupling X with the (sufficiently large) auxiliary quantum system E that plays the role of the system environment. Let $\{M_{XX}^{(j)}\}_j$ be a Kraus set for Φ_{XX} and $\{|j_E\rangle\}_j$ be a fixed set of orthonormal vectors on the Hilbert space \mathcal{H}_E of E. Then the action of $\tilde{\Phi}_{EX}$ on a generic operator $\hat{\Theta}_{XX} \in \mathcal{L}_{X \rightarrow X}$ can be expressed as

$$\tilde{\Phi}_{EX}[\hat{\Theta}_{XX}] = \sum_{j,j'} |j_E\rangle\langle j'_E| \text{Tr}[M_{XX}^{(j')\dagger} M_{XX}^{(j)} \hat{\Theta}_{XX}], \quad (17)$$

(notice that due to the arbitrariness of the choice of $\{|j_E\rangle\}_j$, $\tilde{\Phi}_{EX}$ can always be redefined up to a unitary rotation on E). We also remind that the map Φ_{XX} is said to be degradable [41] if we can identify a degrading CPT quantum channel $\Lambda_{EX} \in \mathcal{M}_{X \rightarrow E}^{(\text{cpt})}$ which allows us to reconstruct the action of $\tilde{\Phi}_{EX}$ by acting on the corresponding output of Φ_{XX} , i.e.

$$\tilde{\Phi}_{EX} = \Lambda_{EX} \circ \Phi_{XX}. \quad (18)$$

Similarly we say that Φ_{XX} is antidegradable [45] if exists $\Lambda_{XE} \in \mathcal{M}_{E \rightarrow X}^{(\text{cpt})}$ such that

$$\Phi_{XX} = \Lambda_{XE} \circ \tilde{\Phi}_{EX}. \quad (19)$$

In the case of DS channel Φ_{CC} , using Eq. (16) and the orthogonality between $\hat{M}_{AA}^{(j)}$ and $\hat{M}_{BB}^{(j)}$, from Eq. (17) one can then easily verify that for all input operators $\hat{\Theta}_{CC}$ the following identity holds

$$\tilde{\Phi}_{EC}[\hat{\Theta}_{CC}] = \tilde{\Phi}_{EA}[\hat{\Theta}_{AA}] + \tilde{\Phi}_{EB}[\hat{\Theta}_{BB}]. \quad (20)$$

Here $\tilde{\Phi}_{EA}$ and $\tilde{\Phi}_{EB}$ are, respectively, the complementary channels associated with the diagonal components Φ_{AA} and Φ_{BB} entering in the decomposition of Eq. (9), while $\hat{\Theta}_{AA}$ and $\hat{\Theta}_{BB}$ are the diagonal terms of Eq. (6). We refer the reader to Appendix B for a physical insight on this identity. As we'll see next, Eq. (20) holds also for PCDS. Notice though that, while for generic PCDS channels Φ_{CC} the operators $\tilde{\Phi}_{EA}[\hat{\Theta}_{AA}]$ and $\tilde{\Phi}_{EB}[\hat{\Theta}_{BB}]$ may have nontrivial commutation relations, in the special case of the DS channels $\Phi_{CC}^{(0)}$ [30] they have always zero overlap, i.e.

$$\tilde{\Phi}_{EA}^{(0)}[\hat{\Theta}_{AA}] \tilde{\Phi}_{EB}^{(0)}[\hat{\Theta}_{BB}] = \tilde{\Phi}_{EB}^{(0)}[\hat{\Theta}_{BB}] \tilde{\Phi}_{EA}^{(0)}[\hat{\Theta}_{AA}] = 0. \quad (21)$$

In this scenario this implies that the sum appearing in Eq. (20) is indeed a direct sum.

We can now prove a necessary and sufficient condition for the degradability of a generic PCDS channel Φ_{CC} . This condition establishes that such property only depends upon the diagonal blocks entering in the decomposition of Eq. (9):

Theorem 3.1. *A PCDS quantum channel Φ_{CC} is degradable if and only if all of its diagonal block terms Φ_{AA} , Φ_{BB} are degradable too.*

Proof: First of all let us show that the degradability of Φ_{AA} and Φ_{BB} implies the degradability of Φ_{CC} . Indeed for $X = A, B$, let Λ_{XE} be the CPT degrading map from X to E , which allows us to express $\tilde{\Phi}_{XX}$ in terms of Φ_{XX} as in Eq. (18). Consider then the super-operator Λ_{EC} from C to E defined as

$$\Lambda_{EC}[\hat{\Theta}_{CC}] \equiv \Lambda_{EA}[\hat{\Theta}_{AA}] + \Lambda_{EB}[\hat{\Theta}_{BB}], \quad (22)$$

which is CPT thanks to the fact that both Λ_{EA} and Λ_{EB} fulfill the same constraint by hypothesis – see Appendix B.1 for details. Furthermore for all $\hat{\Theta}_{CC}$ we have

$$\begin{aligned} \Lambda_{EC} \circ \Phi_{CC}[\hat{\Theta}_{CC}] &= \Lambda_{EC} \left[\frac{\Phi_{AA}[\hat{\Theta}_{AA}] \mid \Phi_{AB}^{(\text{off})}[\hat{\Theta}_{AB}]}{\Phi_{BA}^{(\text{off})}[\hat{\Theta}_{BA}] \mid \Phi_{BB}[\hat{\Theta}_{BB}]} \right] \\ &= \Lambda_{EA} \circ \Phi_{AA}[\hat{\Theta}_{AA}] + \Lambda_{EB} \circ \Phi_{BB}[\hat{\Theta}_{BB}] \\ &= \tilde{\Phi}_{EA}[\hat{\Theta}_{AA}] + \tilde{\Phi}_{EB}[\hat{\Theta}_{BB}] = \tilde{\Phi}_{EC}[\hat{\Theta}_{CC}], \end{aligned}$$

that proves that Φ_{CC} is degradable with degrading channel as in Eq. (22).

Let's now show next that if Φ_{CC} is degradable then also Φ_{AA} and Φ_{BB} must be degradable. For this purpose, given Λ_{EC} the CPT transformation from C to E which allows us to reconstruct $\tilde{\Phi}_{EC}$ from Φ_{CC} , from Eqs. (9) and (20) we get

$$\tilde{\Phi}_{EA}[\hat{\Theta}_{AA}] + \tilde{\Phi}_{EB}[\hat{\Theta}_{BB}] = \sum_{X,Y=A,B} (\Lambda_{EC} \circ \Phi_{YX})[\hat{\Theta}_{YX}], \quad (23)$$

which must hold true for all $\hat{\Theta}_{YX} \in \mathcal{L}_{X \rightarrow Y}$. In the particular case $\hat{\Theta}_{BB} = \hat{\Theta}_{AB} = \hat{\Theta}_{BA} = 0$, this implies that for all $\hat{\Theta}_{AA} \in \mathcal{L}_{A \rightarrow A}$ we have

$$\tilde{\Phi}_{EA}[\hat{\Theta}_{AA}] = (\Lambda_{EC} \circ \Phi_{AA})[\hat{\Theta}_{AA}] = (\Lambda_{EA} \circ \Phi_{AA})[\hat{\Theta}_{AA}], \quad (24)$$

where in the last identity we introduced

$$\Lambda_{EA}[\dots] \equiv \Lambda_{EC}[\hat{P}_{AA} \dots \hat{P}_{AA}], \quad (25)$$

by exploiting the fact that Φ_{AA} maps operators of A into A , i.e. that $\hat{P}_{BB}\Phi_{AA}[\hat{\Theta}_{AA}] = \Phi_{AA}[\hat{\Theta}_{AA}]\hat{P}_{BB} = 0$. Since the map in Eq. (25) is CPT – see Appendix B.1, we can finally conclude that Φ_{AA} is degradable. The degradability of Φ_{BB} can be proved in the same way. \square

4 Computing the quantum capacity of PCDS channels

As firstly shown in [46, 47, 48], the quantum capacity $Q(\Phi_{XX})$ of a channel Φ_{XX} is expressed as:

$$Q(\Phi_{XX}) = \lim_{n \rightarrow \infty} \frac{1}{n} \max_{\hat{\rho}_{XX}^{(n)} \in \mathfrak{S}(\mathcal{H}_X^{\otimes n})} I_{coh}(\Phi_{XX}^{\otimes n}; \hat{\rho}_{XX}^{(n)}), \quad (26)$$

where $I_{coh}(\Phi_{XX}; \hat{\rho}_{XX})$ is the *coherent information* and is defined as

$$I_{coh}(\Phi_{XX}; \hat{\rho}_{XX}) \equiv S(\Phi_{XX}(\hat{\rho}_{XX})) - S(\tilde{\Phi}_{EX}(\hat{\rho}_{XX})), \quad (27)$$

being $S(\hat{\rho}_{XX}) \equiv -\text{Tr}_X[\hat{\rho}_{XX} \log_2 \hat{\rho}_{XX}]$ the von Neumann entropy and $\tilde{\Phi}_{EX}$ the complementary channel of Φ_{XX} as defined in Eq. (17). As already mentioned in the introduction, the challenging aspect of the computation of the quantum capacity is given by the regularization over the number n of channel uses. This since the behavior for many uses doesn't scale linearly w.r.t. the single shot formula, due to the well known property of non additivity of quantum channels. The issue can be bypassed when the channel is degradable (see Sec. 4.1) for which the single letter formula is sufficient [41], or antidegradable (the complementary channel is degradable) for which, due to no-cloning argument, we have $Q(\Phi_{XX}) = 0$. Since we'll make use of this feature, it is finally worth noticing that from the invariance of the von Neumann entropy under unitary transformations it follows that the capacity formula reported above does not depend on the specific form of the complementary channel. Indeed as already mentioned, the complementary channel can be chosen freely up to a unitary rotation acting on the environment E – see more about this in App. B.

Moving now towards DS and PCDS channels, in Ref. [30] it was shown that the quantum capacity of DS channels is given by the maximum of the quantum capacity of their diagonal contributions. Expressed in our notation

$$Q(\Phi_{CC}^{(0)}) = \max\{Q(\Phi_{AA}), Q(\Phi_{BB})\}, \quad (28)$$

with Φ_{AA} and Φ_{BB} being the diagonal block terms. The presence of non-zero off-diagonal contributions in Eq. (9) is clearly bound to challenge the above result. To begin with, invoking the channel *data-processing inequality* (DPI) [2, 3, 4, 49, 50, 5] from Eq. (14), it follows that the right-hand-side of Eq. (28) is an explicit lower bound for the quantum capacity of an arbitrary PCDS channel Φ_{CC} having the same diagonal block terms of $\Phi_{CC}^{(0)}$, i.e.

$$Q(\Phi_{CC}) \geq Q(\Phi_{CC}^{(0)}) = \max\{Q(\Phi_{AA}), Q(\Phi_{BB})\}. \quad (29)$$

This fact alone paves the way to higher communication performances. The easiest way to see this is by

comparing the case of the identity map Id_{CC} , which has capacity

$$Q(\text{Id}_{\text{CC}}) = \log_2 d_C = \log_2(d_A + d_B), \quad (30)$$

with the case of the completely dephasing channel $\Delta_{\text{CC}}^{(\kappa=0)}$ of Eq. (13). $\Delta_{\text{CC}}^{(\kappa=0)}$ shares the same diagonal terms of Id_{CC} (i.e. $\Phi_{\text{AA}} = \text{Id}_{\text{AA}}$ and $\Phi_{\text{BB}} = \text{Id}_{\text{BB}}$) but, according to Eq. (28), has instead quantum capacity equal to

$$Q(\Delta_{\text{CC}}^{(\kappa=0)}) = \max\{\log_2 d_A, \log_2 d_B\}. \quad (31)$$

Exploiting the results of the previous section we are going to set this observation on a broader context, computing the explicit value of the quantum capacity of large class of PCDS channels. Interestingly enough this will allow us to determine the quantum capacity of channels which are not degradable.

4.1 The quantum capacity of degradable PCDS channels

Consider the case of a PCDS channel Φ_{CC} which is degradable. According to [41] we can hence express it in terms of the following single-letter expression

$$Q(\Phi_{\text{CC}}) = \max_{\hat{\rho}_{\text{CC}} \in \mathfrak{S}_{\text{C}}} I_{\text{coh}}(\Phi_{\text{CC}}; \hat{\rho}_{\text{CC}}), \quad (32)$$

with $I_{\text{coh}}(\Phi_{\text{CC}}; \hat{\rho}_{\text{CC}})$ the single-use coherent information functional introduced in Eq. (27). Observe next that from Eq. (8) and the monotonicity of S under block diagonalization, it follows that

$$\begin{aligned} S(\Phi_{\text{CC}}(\hat{\rho}_{\text{CC}})) &= S\left(\left[\begin{array}{c|c} p\Phi_{\text{AA}}[\hat{\tau}_{\text{AA}}] & \Phi_{\text{AB}}^{(\text{off})}[\hat{\rho}_{\text{AB}}] \\ \hline \Phi_{\text{BA}}^{(\text{off})}[\hat{\rho}_{\text{BA}}] & (1-p)\Phi_{\text{BB}}[\hat{\tau}_{\text{BB}}] \end{array}\right]\right) \\ &\leq S\left(\left[\begin{array}{c|c} p\Phi_{\text{AA}}[\hat{\tau}_{\text{AA}}] & 0 \\ \hline 0 & (1-p)\Phi_{\text{BB}}[\hat{\tau}_{\text{BB}}] \end{array}\right]\right) \\ &= S(p\Phi_{\text{AA}}[\hat{\tau}_{\text{AA}}]) + S((1-p)\Phi_{\text{BB}}[\hat{\tau}_{\text{BB}}]) \\ &= pS(\Phi_{\text{AA}}[\hat{\tau}_{\text{AA}}]) + (1-p)S(\Phi_{\text{BB}}[\hat{\tau}_{\text{BB}}]) + H_2(p). \end{aligned} \quad (33)$$

Here we fixed $p \equiv \text{Tr}[\hat{\rho}_{\text{AA}}]$, we introduced the density matrices of A and B defined as $\hat{\tau}_{\text{AA}} = \hat{\rho}_{\text{AA}}/p$ and $\hat{\tau}_{\text{BB}} = \hat{\rho}_{\text{BB}}/(1-p)$, and called $H_2(p) \equiv -p \log_2 p - (1-p) \log_2 (1-p)$ the binary entropy function. Considering then that Eq. (33) can be saturated by focusing on density matrices $\hat{\rho}_{\text{CC}}$ with zero off-diagonal blocks (i.e. $\hat{\rho}_{\text{AB}} = \hat{\rho}_{\text{BA}} = 0$), and using the fact that according to Eq. (20) $\tilde{\Phi}_{\text{EC}}(\hat{\rho}_{\text{CC}})$ does not depend upon such terms, Eq. (32) reduces to

$$\begin{aligned} Q(\Phi_{\text{CC}}) &= \max_{p \in [0,1]} \left\{ H_2(p) \right. \\ &\quad \left. + \max_{\hat{\tau}_{\text{AA}} \in \mathfrak{S}_{\text{A}}} \max_{\hat{\tau}_{\text{BB}} \in \mathfrak{S}_{\text{B}}} J_p(\Phi_{\text{AA}}; \hat{\tau}_{\text{AA}}, \Phi_{\text{BB}}; \hat{\tau}_{\text{BB}}) \right\}. \end{aligned} \quad (34)$$

We can see that this expression involves an optimization only on the diagonal components of $\hat{\rho}_{\text{CC}}$. The functional J_p appearing in the above expression can

be expressed as a rescaled convex combination of the coherent information terms of the channels Φ_{AA} and Φ_{BB} . Explicitly

$$\begin{aligned} J_p &\equiv p I_{\text{coh}}(\Phi_{\text{AA}}; \hat{\tau}_{\text{AA}}) + (1-p) I_{\text{coh}}(\Phi_{\text{BB}}; \hat{\tau}_{\text{BB}}) \\ &\quad - \Delta S_p(\tilde{\Phi}_{\text{EA}}[\hat{\tau}_{\text{AA}}], \tilde{\Phi}_{\text{EB}}[\hat{\tau}_{\text{BB}}]), \end{aligned} \quad (35)$$

where for generic density matrices $\hat{\rho}'_{\text{EE}}$ and $\hat{\rho}''_{\text{EE}}$ of E, we introduced

$$\begin{aligned} \Delta S_p(\hat{\rho}'_{\text{EE}}, \hat{\rho}''_{\text{EE}}) &\equiv S(p\hat{\rho}'_{\text{EE}} + (1-p)\hat{\rho}''_{\text{EE}}) \\ &\quad - pS(\hat{\rho}'_{\text{EE}}) - (1-p)S(\hat{\rho}''_{\text{EE}}), \end{aligned} \quad (36)$$

which is non-negative due to the concavity of the von Neumann entropy. Notice that by simply specifying the above expression for the extreme cases $p = 1$ and $p = 0$ one can easily verify that Eq. (34) correctly complies with the bound in Eq. (29). On the contrary, an upper bound for $Q(\Phi_{\text{CC}})$ can be obtained by dropping $\Delta S_p(\hat{\rho}'_{\text{EE}}, \hat{\rho}''_{\text{EE}})$ in the right-hand-side of Eq. (35), leading to the following inequality

$$\begin{aligned} Q(\Phi_{\text{CC}}) &\leq \max_{p \in [0,1]} \left\{ H_2(p) + pQ(\Phi_{\text{AA}}) + (1-p)Q(\Phi_{\text{BB}}) \right\} \\ &= \log_2(2^{Q(\Phi_{\text{AA}})} + 2^{Q(\Phi_{\text{BB}})}), \end{aligned} \quad (37)$$

where we introduced $Q(\Phi_{\text{AA}})$ and $Q(\Phi_{\text{BB}})$ using the optimization over $\hat{\tau}_{\text{AA}}$ and $\hat{\tau}_{\text{BB}}$, and where in the second line we carried out the maximization over p . This bound makes physical sense as it implies that the dimension of the optimal noiseless subspace of Φ_{CC} cannot be larger than the direct sum of the noise-free subspace associated with the channels Φ_{AA} and Φ_{BB} when used independently. Notice also that the inequality (37) is saturated by taking Φ_{CC} to be the identity channel.

4.2 Entanglement-assisted quantum capacity formula for PCDS channels

For the sake of completeness we report here the value of the entanglement assisted quantum capacity $Q_E(\Phi_{\text{XX}})$ [51, 52, 53] for the case of arbitrary (non-necessarily degradable) PCDS channels. We remind that if we allow shared entanglement between sender and receiver the reliable transferring of quantum messages through the map Φ_{XX} can be improved via teleportation. The associated improvement is captured by the following expression

$$Q_E(\Phi_{\text{XX}}) = \frac{1}{2} \max_{\hat{\rho}_{\text{XX}} \in \mathfrak{S}_{\text{X}}} I(\Phi_{\text{XX}}; \hat{\rho}_{\text{XX}}), \quad (38)$$

where now

$$I(\Phi_{\text{XX}}; \hat{\rho}_{\text{XX}}) \equiv S(\hat{\rho}_{\text{XX}}) + I_{\text{coh}}(\Phi_{\text{XX}}; \hat{\rho}_{\text{XX}}), \quad (39)$$

is the *quantum mutual information*, which being sub-additive needs no regularization even if the map Φ_{XX} is not degradable.

In this case, besides Eq. (33) we also invoke the inequality

$$S(\hat{\rho}_{CC}) \leq pS(\hat{\tau}_{AA}) + (1-p)S(\hat{\tau}_{BB}) + H_2(p), \quad (40)$$

that can be derived along the same line of reasoning. Replacing all this into Eq. (38) we get

$$Q_E(\Phi_{CC}) = \max_{p \in [0,1]} \left\{ H_2(p) + \frac{1}{2} \max_{\hat{\tau}_{AA} \in \mathfrak{S}_A} \max_{\hat{\tau}_{BB} \in \mathfrak{S}_B} I_p(\Phi_{AA}; \hat{\tau}_{AA}, \Phi_{BB}; \hat{\tau}_{BB}) \right\}, \quad (41)$$

where now

$$I_p \equiv pI(\Phi_{AA}; \hat{\tau}_{AA}) + (1-p)I(\Phi_{BB}; \hat{\tau}_{BB}) - \Delta S_p(\tilde{\Phi}_{EA}[\hat{\tau}_{AA}], \tilde{\Phi}_{EB}[\hat{\tau}_{BB}]), \quad (42)$$

with $I(\Phi_{AA}; \hat{\tau}_{AA})$ and $I(\Phi_{BB}; \hat{\tau}_{BB})$ the quantum mutual information functional of Eq. (39) of Φ_{AA} and Φ_{BB} respectively. As in the case of the formula in Eq. (34) we can get a lower bound for it by taking $p = 0, 1$ and an upper bound by dropping the term $\Delta S_p(\tilde{\Phi}_{EA}[\hat{\tau}_{AA}], \tilde{\Phi}_{EB}[\hat{\tau}_{BB}])$ in Eq. (42). This leads to the inequality

$$Q_E(\Phi_{CC}^{(0)}) \leq Q_E(\Phi_{CC}) \leq \log_2(2^{Q_E(\Phi_{AA})} + 2^{Q_E(\Phi_{BB})}), \quad (43)$$

with $Q_E(\Phi_{CC}^{(0)}) = \min\{Q_E(\Phi_{AA}^{(0)}), Q_E(\Phi_{BB}^{(0)})\}$ as in Ref. [30].

4.3 The special case of $\Phi_{BB} = \text{Id}_{BB}$

We now focus on the special case where the diagonal block Φ_{BB} of the PCDS channel Φ_{CC} defined in Eq. (9) corresponds to the identity map Id_{BB} . Under this condition \mathcal{H}_B is a decoherence-free subspace for the communication model. This implies that the value of $Q(\Phi_{CC})$ can always be lower bounded by $\log_2 d_B$, a condition that is automatically granted by the inequality (29), noticing that in this case $Q(\Phi_{BB}) = \log_2 d_B$. Deeper insight on the model arises by observing that from Eq. (17) we get

$$\tilde{\Phi}_{EB}[\hat{\Theta}_{BB}] = |0_E\rangle\langle 0_E| \text{Tr}_B[\hat{\Theta}_{BB}], \quad (44)$$

with $|0_E\rangle$ being an element of the orthonormal set $\{|j_E\rangle\}_j$ of \mathcal{H}_E . Accordingly from Eq. (35) we have

$$\begin{aligned} J_p &= pS(\Phi_{AA}[\hat{\tau}_{AA}]) + (1-p)S(\hat{\tau}_{BB}) \\ &\quad - S(p\tilde{\Phi}_{EA}(\hat{\tau}_{AA}) + (1-p)|0_E\rangle\langle 0_E|) \\ &\leq pS(\Phi_{AA}[\hat{\tau}_{AA}]) + (1-p)\log_2 d_B \\ &\quad - S(p\tilde{\Phi}_{EA}(\hat{\tau}_{AA}) + (1-p)|0_E\rangle\langle 0_E|), \end{aligned} \quad (45)$$

the upper bound being achieved by taking as input $\hat{\tau}_{BB}$ for B the completely mixed state \hat{P}_{BB}/d_B . Hence

the capacity formulas in Eqs. (34) and (41) now write respectively

$$\begin{aligned} Q(\Phi_{CC}) &= \max_{p \in [0,1]} \left\{ H_2(p) + (1-p)\log_2 d_B \right. \\ &\quad \left. + \max_{\hat{\tau}_{AA} \in \mathfrak{S}_A} \left\{ pS(\Phi_{AA}[\hat{\tau}_{AA}]) \right. \right. \\ &\quad \left. \left. - S(p\tilde{\Phi}_{EA}[\hat{\tau}_{AA}] + (1-p)|0_E\rangle\langle 0_E|) \right\} \right\}, \end{aligned} \quad (46)$$

which holds true for all choices of CPT maps Φ_{AA} that are degradable, and

$$\begin{aligned} Q_E(\Phi_{CC}) &= \max_{p \in [0,1]} \left\{ H_2(p) + (1-p)\log_2 d_B \right. \\ &\quad \left. + \frac{1}{2} \max_{\hat{\tau}_{AA} \in \mathfrak{S}_A} \left\{ pS(\hat{\tau}_{AA}) + pS(\Phi_{AA}[\hat{\tau}_{AA}]) \right. \right. \\ &\quad \left. \left. - S(p\tilde{\Phi}_{EA}[\hat{\tau}_{AA}] + (1-p)|0_E\rangle\langle 0_E|) \right\} \right\}, \end{aligned} \quad (47)$$

that instead applies also for non degradable CPT maps Φ_{AA} – both expressions now involving only an optimization with respect to $\hat{\tau}_{AA}$ and p .

Notice that the relatively simple expression reported in Eq. (46) paves the way to refine a little the lower bound discussed in Sec. 4 for general PCDS channels. In particular, assume that there exists a density matrix $\hat{\rho}_{AA}^*$ of A such that the complementary channel $\tilde{\Phi}_{EA}$ of Φ_{AA} fulfills the following identity

$$\tilde{\Phi}_{EA}[\hat{\rho}_{AA}^*] = |0_E\rangle\langle 0_E|, \quad (48)$$

with $|0_E\rangle$ being the pure vector that via Eq. (44) defines the action of $\tilde{\Phi}_{EB}$. Interestingly enough, in Appendix B.2 we show that this special requirement can always be met if the channel Φ_{AA} admits a fixed point state that is pure (examples of those maps are provided by the cases studied in Sec. 5.2 and Sec. 5.3). Under the hypothesis in Eq. (48), setting $\hat{\tau}_{AA} = \hat{\rho}_{AA}^*$ in the right-end-side of Eqs. (46) and dropping a positive term we can then arrive to the inequality

$$\begin{aligned} Q(\Phi_{CC}) &\geq \max_{p \in [0,1]} \left\{ H_2(p) + (1-p)\log_2 d_B \right\} \\ &= \log_2(d_B + 1). \end{aligned} \quad (49)$$

For $\log_2(d_B + 1) > Q(\Phi_{AA})$ represents an improvement with respect to the general lower bound given in Eq. (29). At the physical level Eq. (49) implies that under the condition in Eq. (48) the model admits the presence of a decoherence-free subspace. The dimension of this subspace is $d_B + 1$ and is slightly larger than the value d_B that is granted for free by having the block B preserved during the evolution. An interesting consequence of Eq. (49) can finally be drawn by comparing it with Eq. (37). Indeed in the present case, due to the fact that $Q(\Phi_{BB} = \text{Id}_{BB}) = \log_2 d_B$, such an upper bound reduces to

$$Q(\Phi_{CC}) \leq \log_2(2^{Q(\Phi_{AA})} + d_B), \quad (50)$$

whose right-hand-side term exactly matches that of the lower bound of Eq. (49) whenever $Q(\Phi_{AA}) = 0$. Putting all this together we can then arrive to the following observation

Lemma 4.1. *Let Φ_{CC} be a PCDS quantum channel (9) with $\Phi_{BB} = Id_{BB}$. If Φ_{AA} is a zero-capacity (i.e. $Q(\Phi_{AA}) = 0$), degradable map admitting a pure fixed point state then we have*

$$Q(\Phi_{CC}) = \log_2(d_B + 1). \quad (51)$$

Explicit examples of Φ_{CC} obeying the structural constraints imposed by the Lemma will be presented in Secs. 5.2 and 5.3, together with a rather important consequence of the identity in Eq. (51).

5 Applications

Here we report few applications of the identity in Eq. (46) that allows us to fully characterize the quantum capacity of a large class of nontrivial PCDS quantum channels, including some specific examples of CPT maps which are not degradable.

5.1 Purely Dephasing channels

As a first example of PCDS channels Φ_{CC} described in Sec. 4.3 we focus on the purely dephasing maps [54, 55] $\Delta_{CC}^{(\kappa)}$ of Eq. (13). Accordingly in this case both Φ_{BB} and Φ_{AA} are the identity transformation and we can assign the Kraus set of the model by taking the following operators

$$\hat{M}_{CC}^{(0)} = \kappa \hat{P}_{AA} + \hat{P}_{BB}, \quad \hat{M}_{CC}^{(1)} = \sqrt{1 - |\kappa|^2} \hat{P}_{AA}. \quad (52)$$

Via Eq. (17) this leads us to Eq. (44) for the complementary channel $\tilde{\Phi}_{EB}$ and to

$$\tilde{\Phi}_{EA}[\hat{\Theta}_{AA}] = |v_E^{(\kappa)}\rangle\langle v_E^{(\kappa)}| \text{Tr}_A[\hat{\Theta}_{AA}], \quad (53)$$

where now $|v_E\rangle$ is the pure state vector

$$|v_E^{(\kappa)}\rangle \equiv \kappa|0_E\rangle + \sqrt{1 - |\kappa|^2}|1_E\rangle. \quad (54)$$

Since in the present case Φ_{AA} is the identity channel, hence degradable, we can compute the quantum capacity of $\Delta_{CC}^{(\kappa)}$ via the single letter formula in Eq. (46) which, by trivially upper-bounding $S(\Phi_{AA}[\hat{\tau}_{AA}])$ with $\log_2 d_A$, rewrites as

$$\begin{aligned} Q(\Delta_{CC}^{(\kappa)}) &= \max_{p \in [0,1]} \left\{ H_2(p) + p \log_2 d_A + (1-p) \log_2 d_B \right. \\ &\quad \left. - S(p|v_E^{(\kappa)}\rangle\langle v_E^{(\kappa)}| + (1-p)|0_E\rangle\langle 0_E|) \right\} \\ &= \log_2 d_B + \max_{p \in [0,1]} \left\{ H_2(p) + p \log_2(d_A/d_B) \right. \\ &\quad \left. - H_2\left(\frac{1 + \sqrt{1 - 4p(1-p)(1 - |\kappa|^2)}}{2}\right) \right\}. \quad (55) \end{aligned}$$

In the limiting cases $|\kappa| = 1$ (no noise) and $\kappa = 0$ (full dephasing) the maximization can be explicitly performed leading to the expected results of Eqs. (30) and (31), respectively. For all the other choices of κ we resort to numerical evaluation and report the obtained results in Fig. 1 a). Partial analytical information can however be recovered by noticing that the function we have to optimize with respect to p depends, apart from the noise coefficient $|\kappa|$, only upon the ratio d_A/d_B . From this fact, by simple analytical considerations it follows that functions $Q(\Delta_{CC}^{(\kappa)})$ associated with models with same value of ratio d_A/d_B will only differ by an additive constant. Furthermore, in the special case where $d_A/d_B = 1$ the maximization can be again carried out analytically, e.g. by noticing that the associated functional is symmetric for exchange of p and $1-p$: accordingly we can conclude that in this case the optimal value for p is $1/2$, implying

$$Q(\Delta_{CC}^{(\kappa)}) = 1 - H_2((1 - |\kappa|^2)/2) + \log_2(d_A), \quad (56)$$

For $d_A = 1$ this expression correctly reproduces the capacity formula of Ref. [41] for the qubit ($d_C = 2$) dephasing channel. It's worth noticing from Fig. 1 a) that depending on the combination of (d_A, d_B) a structure among the channels emerges. The noiseless subspace associated with d_B defines a ‘‘multiplet’’ of curves that converge to $\log_2(d_B)$ at $\kappa \sim 0$ and spread with increasing κ toward the values $\log_2(d_A + d_B)$, never intersecting each other. Intersections can take place between elements of different multiplets, as happens e.g. for the curves (3,3) and (1,4). In this case we can see that when $\kappa \gtrsim 0.75$, having 3 decohering levels and 3 noiseless performs better than having only 1 decohering level and 4 noiseless.

Similar conclusions can be drawn for the entanglement assisted capacity of $\Delta_{CC}^{(\kappa)}$, which from Eq. (47) we express as

$$\begin{aligned} Q_E(\Delta_{CC}^{(\kappa)}) &= \max_{p \in [0,1]} \left\{ H_2(p) + p \log_2 d_A + (1-p) \log_2 d_B \right. \\ &\quad \left. - \frac{1}{2} S(p|v_E^{(\kappa)}\rangle\langle v_E^{(\kappa)}| + (1-p)|0_E\rangle\langle 0_E|) \right\} \\ &= \log_2 d_B + \max_{p \in [0,1]} \left\{ H_2(p) + p \log_2(d_A/d_B) \right. \\ &\quad \left. - \frac{1}{2} H_2\left(\frac{1 + \sqrt{1 - 4p(1-p)(1 - |\kappa|^2)}}{2}\right) \right\}, \quad (57) \end{aligned}$$

whose values are plotted in Fig. 1 b) (notice again that for $d_A = d_B$ the optimization can be performed analytically resulting in $Q_E(\Delta_{CC}^{(\kappa)}) = 1 - \frac{1}{2} H_2((1 - |\kappa|^2)/2) + \log_2(d_A)$).

5.2 Multi-level Amplitude Damping channels

As a second example we now focus on a multi-level version of the qubit Amplitude Damping channel [56], hereafter indicated as MAD channels in brief, which

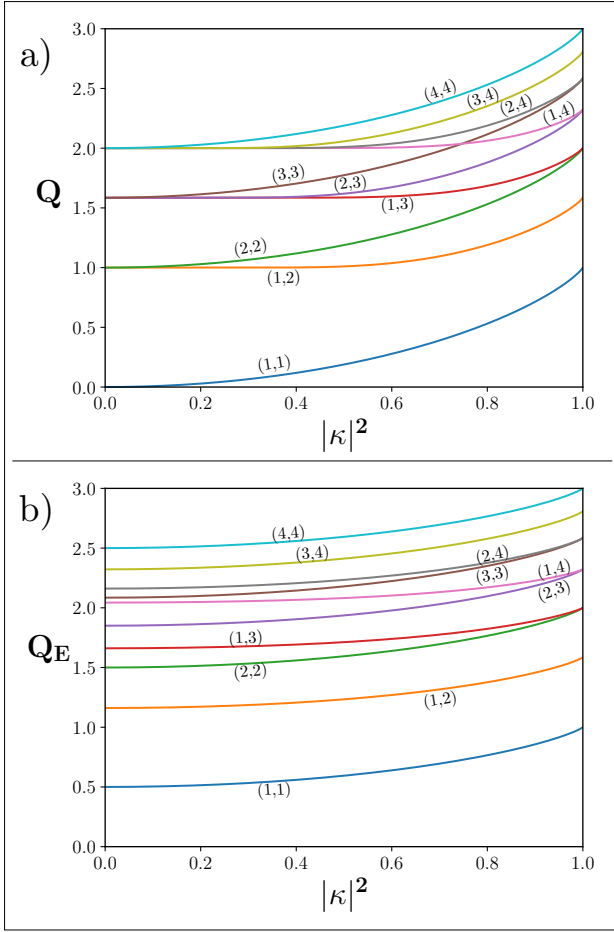


Figure 1: **a)** Quantum capacity Q of the purely dephasing channel $\Delta_{CC}^{(\kappa)}$ of Eq. (13) for some values of the couple (d_A, d_B) w.r.t. the dephasing parameter $|\kappa|^2$. For $d_A = d_B = 1$ we recover the quantum capacity of the qubit dephasing channel of [41]. **b)** Entanglement assisted quantum capacity Q_E of $\Delta_{CC}^{(\kappa)}$ for some values of the couple (d_A, d_B) w.r.t. the dephasing parameter $|\kappa|^2$. It is worth observing that the curves associated with the same value of the ratio d_A/d_B differs only by an additive constant as predicted in the main text, and that the presence of the entanglement resource removes the degeneracy of the $Q(\Delta_{CC}^{(\kappa)})$ capacity for $\kappa = 0$. The monotonic behavior of the plotted curves follows from the channel DPI and from the trivial composition rules obeyed by the maps $\Delta_{CC}^{(\kappa)}$.

describes the probability for levels of a d_C -dimensional system to decay into each other [40]. In their most general form, given $\{|i_C\rangle\}_{i=0, \dots, d_C-1}$ an orthonormal basis for \mathcal{H}_C , these maps can be assigned by introducing the set of Kraus operators $\{\hat{M}_{CC}^{(0)}\} \cup \{\hat{M}_{CC}^{(ij)}\}_{i < j}$ formed by the $d_C(d_C - 1)/2$ matrices

$$\hat{M}_{CC}^{(ij)} \equiv \sqrt{\gamma_{ji}} |i_C\rangle\langle j_C|, \quad \forall i < j, \quad (58)$$

with γ_{ji} real quantities on the interval $[0, 1]$ describing the decay rate from the j -th to the i -th level (see Fig. 2). The damping parameters fulfill the conditions

$$\xi_j \equiv \sum_{0 \leq i < j} \gamma_{ji} \leq 1, \quad \forall j = 1, \dots, d_C - 1. \quad (59)$$

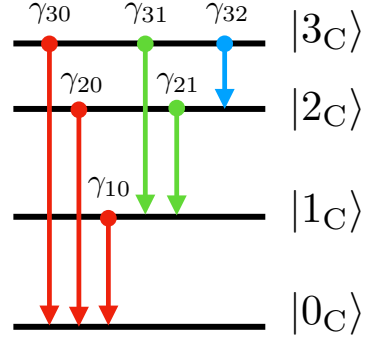


Figure 2: Schematic representation of a MAD channel acting on a system C of dimension $d_C = 4$: each arrow represents a decaying process where given $j > i$, the upper level $|j_C\rangle$ tends to relax toward the lower level $|i_C\rangle$ at rate γ_{ji} . Notice that by construction the ground state $|0_C\rangle$ is a fixed point of the evolution. An example of a PCDS map can be obtained for instance by imposing $\gamma_{30} = \gamma_{31} = \gamma_{32} = \gamma_{21} = 0$ (in this case A and B are both bi-dimensional subsets spanned by the vectors $|0_C\rangle$, $|1_C\rangle$ and $|2_C\rangle$, $|3_C\rangle$, respectively). The single non-zero decay rate MAD channel $\Omega_{CC}^{[\gamma]}$ is finally obtained by taking $\gamma_{10} = \gamma$ and setting all the other rates equal to zero: notice that in this case restricting the input states to the 3-dimensional subspace spanned by $|0_C\rangle$, $|2_C\rangle$, and $|3_C\rangle$, they will be preserved by the action of the noise.

The Kraus set is completed by

$$\hat{M}_{CC}^{(0)} \equiv |0_C\rangle\langle 0_C| + \sum_{1 \leq j \leq d_C-1} \sqrt{1 - \xi_j} |j_C\rangle\langle j_C|. \quad (60)$$

Besides providing effective description of the noisy evolution of energy dissipation of atomic models, MAD channels have a rather rich structure. Limit cases are those where all the γ_{ji} are zero, corresponding to the identity channel Id_{CC} , and the cases where equality holds in Eq. (59) leaving the level j totally depopulated. Most importantly for us, by properly tailoring the values of the parameters γ_{ji} , MAD channels can be used to construct nontrivial examples of PCDS channels. This happens, for instance, whenever the set of rates which are explicitly non zero can be split into two distinct groups of γ_{ji} characterized by values of the indexes j, i which span disjoint sets – see caption of Fig. 2. For the purpose of the present analysis we shall focus on the special class of these channels characterized by a single non-zero decay rate [40]. Without loss of generality we choose the not null decaying parameter $\gamma \in [0, 1]$ to be the one connecting levels $|0_C\rangle$ and $|1_C\rangle$. We'll indicate then this channel as $\Omega_{CC}^{[\gamma]}$. Under this condition the Kraus set contains only two terms

$$\begin{aligned} \hat{M}_{CC}^{(01)} &\equiv \sqrt{\gamma} |0_C\rangle\langle 1_C|, \\ \hat{M}_{CC}^{(0)} &\equiv |0_C\rangle\langle 0_C| + \sqrt{1 - \gamma} |1_C\rangle\langle 1_C| + \sum_{2 \leq j \leq d_C-1} |j_C\rangle\langle j_C|, \end{aligned} \quad (61)$$

which can be easily cast in the PCDS canonical form of Theorem 2.1. This is done by identifying \mathcal{H}_A with the bi-dimensional ($d_A = 2$) subset spanned by the vectors $|0_A\rangle \equiv |0_C\rangle$, $|1_A\rangle \equiv |1_C\rangle$, and \mathcal{H}_B with the Hilbert space of dimension $d_B = d_C - 2$ spanned by the vectors $\{|i_B\rangle \equiv |(i+2)_C\rangle\}_{i=0, \dots, d_B-1}$. Accordingly $\Omega_{CC}^{[\gamma]}$ can be expressed as in Eq. (9) with the diagonal terms given respectively by the identity map Id_{BB} on B, and by the standard qubit Amplitude Damping Channel (ADC) $\Omega_{AA}^{[\gamma]}$, described by the Kraus elements $\hat{M}_{AA}^{(01)} \equiv \sqrt{\gamma}|0_A\rangle\langle 1_A|$, $\hat{M}_{AA}^{(0)} \equiv |0_A\rangle\langle 0_A| + (1-\gamma)|1_A\rangle\langle 1_A|$. Notice also that any even value of d_C can be seen as the dimension of a tensor Hilbert space $\mathcal{H}_{C_1} \otimes \mathcal{H}_{C_2}$ s.t. $d_{C_1}d_{C_2} = d_C$. We can then see the MAD channel $\Omega_{CC}^{[\gamma]}$ as a fully correlated ADC on $\mathcal{H}_{C_1} \otimes \mathcal{H}_{C_2}$ analogous to those studied by D'Arrigo et al. in Ref. [57]. There they studied the case for which $d_{C_1} = d_{C_2} = 2$, that damps the 2-qubits state $|11\rangle$ in $|00\rangle$ and leaves the subspace spanned by $|01\rangle$ and $|10\rangle$ untouched.

We now proceed with the explicit evaluation of the quantum capacity of $\Omega_{CC}^{[\gamma]}$. As a preliminary observation we establish two facts that hold true for the entire spectrum of the values of the parameter γ . First of all, as in the case of their qubit counterpart Ω_{AA} , the set of MAD channel Ω_{CC} is closed under channel composition. In particular given $\gamma_1, \gamma_2 \in [0, 1]$, we have $\Omega_{CC}^{[\gamma_1]} \circ \Omega_{CC}^{[\gamma_2]} = \Omega_{CC}^{[\gamma_3]}$ with $\gamma_3 \equiv \gamma_1 + \gamma_2 - \gamma_1\gamma_2$. Noticing that γ_3 is larger than γ_1 and γ_2 , we can hence invoke the coherent information DPI to establish that $Q(\Omega_{CC}^{[\gamma]})$ must be monotonically decreasing w.r.t. γ , i.e.

$$Q(\Omega_{CC}^{[\gamma]}) \geq Q(\Omega_{CC}^{[\gamma']}) \quad \forall \gamma \leq \gamma'. \quad (62)$$

Second we notice that for all γ values we have that the $d_C - 1$ dimensional subspace \mathcal{H}'_C , spanned by all the vectors of the basis $\{|i_C\rangle\}_{i=0, \dots, d_C-1}$ but $|1_C\rangle$, is fully preserved by the action of $\Omega_{CC}^{[\gamma]}$, i.e. $\Omega_{CC}^{[\gamma]}[\hat{\rho}_{CC}] = \hat{\rho}_{CC} \forall \hat{\rho}_{CC} \in \mathfrak{S}(\mathcal{H}'_C)$. Accordingly the model allows for the reliable transfer of at least $\log_2(d_C - 1)$ qubits, leading to the following inequality

$$Q(\Omega_{CC}^{[\gamma]}) \geq \log_2(d_C - 1) = \log_2(d_B + 1), \quad (63)$$

which subsides the lower bound $Q(\Omega_{CC}^{[\gamma]}) \geq \log_2 d_B$ that follows from Eq. (28).

Let's then proceed with the explicit evaluation of the capacity. To begin with, we remind that the qubit ADC $\Omega_{AA}^{[\gamma]}$ is known to be degradable for $0 \leq \gamma \leq 1/2$ and antidegradable for $1/2 \leq \gamma \leq 1$ [56]. Invoking hence Theorem 3.1 we can conclude that the MAD channel $\Omega_{CC}^{[\gamma]}$ is degradable if and only if $0 \leq \gamma \leq 1/2$. For this values (and only for those values) we can hence compute $Q(\Omega_{CC}^{[\gamma]})$ with the single letter formula in Eq. (46). Specifically, remembering that the complementary channel of the qubit ADC $\Omega_{AA}^{[\gamma]}$ for given γ is unitarily equivalent to the qubit ADC $\Omega_{AA}^{[1-\gamma]}$ [56],

we can write

$$\begin{aligned} Q(\Omega_{CC}^{[\gamma]}) = \max_{p \in [0,1]} \left\{ H_2(p) + (1-p) \log_2 d_B \right. \\ \left. + \max_{\hat{\tau}_{AA} \in \mathfrak{S}_A} \left\{ pS \left(\Omega_{AA}^{[\gamma]}[\hat{\tau}_{AA}] \right) \right. \right. \\ \left. \left. - S(p\Omega_{AA}^{[1-\gamma]}[\hat{\tau}_{AA}] + (1-p)|0_A\rangle\langle 0_A|) \right\} \right\}, \end{aligned} \quad (64)$$

where without loss of generality we identified the vector $|0_E\rangle$ of the environment E with the ground state $|0_A\rangle$ of A. A numerical evaluation of this function is reported in Fig. 3 a) for different choices of d_B . Notice in particular that for $\gamma = 1/2$ we get

$$Q(\Omega_{CC}^{[1/2]}) = \log_2(d_B + 1), \quad (65)$$

something that can be analytically proven as a direct consequence of Lemma 4.1. This is due to the fact that in this case $Q(\Omega_{AA}^{[\gamma=1/2]}) = 0$ (the channel $\Omega_{AA}^{[\gamma=1/2]}$ being both degradable and antidegradable), and $\Omega_{AA}^{[\gamma=1/2]}$ admits the pure state $|0_A\rangle$ as fixed point [56], i.e. $\Omega_{AA}^{[\gamma=1/2]}[|0_A\rangle\langle 0_A|] = |0_A\rangle\langle 0_A|$.

What about the capacity of $\Omega_{CC}^{[\gamma]}$ for $\gamma > 1/2$? In this case Eq. (64) does not necessarily apply due to the fact that $\Omega_{CC}^{[\gamma]}$ is provably not degradable. Observe that in this regime, at variance with its qubit counterpart $\Omega_{AA}^{[\gamma]}$, $\Omega_{CC}^{[\gamma]}$ is also certainly non antidegradable as a trivial consequence of the bound in Eq. (63) which prevents the quantum capacity from being zero. Accordingly the explicit evaluation of $Q(\Omega_{CC}^{[\gamma]})$ for $\gamma > 1/2$ would require in principle to pass through the cumbersome regularization of Eq. (26). It turns out however that in this case we can explicitly compute $Q(\Omega_{CC}^{[\gamma]})$ showing that it must keep the constant value it achieved for $\gamma = 1/2$, i.e.

$$Q(\Omega_{CC}^{[\gamma]}) = \log_2(d_B + 1), \quad \forall \gamma \in [1/2, 1]. \quad (66)$$

This indeed follows from Eq. (65), the monotonicity condition in Eq. (62), and the lower bound in Eq. (63) which together imply

$$Q(\Omega_{CC}^{[1/2]}) \geq Q(\Omega_{CC}^{[\gamma]}) \geq \log_2(d_B + 1). \quad (67)$$

It follows then, even if the channel is not degradable for $1/2 < \gamma \leq 1$, that $Q(\Omega_{CC}^{[\gamma]}) = Q(\Omega_{CC}^{[1/2]}) \forall \gamma$.

All these results have been summarized in Fig. 3 a). In Fig. 3 b) instead we report the value of $Q_E(\Omega_{CC}^{[\gamma]})$ as a function of γ which can be easily computed as in Eq. (47) that, following the same reasoning that led us to Eq. (64), rewrites now as

$$\begin{aligned} Q_E(\Omega_{CC}^{[\gamma]}) = \max_{p \in [0,1]} \left\{ H_2(p) + (1-p) \log_2 d_B \right. \\ \left. + \frac{1}{2} \max_{\hat{\tau}_{AA} \in \mathfrak{S}_A} \left\{ pS(\hat{\tau}_{AA}) + pS \left(\Omega_{AA}^{[\gamma]}[\hat{\tau}_{AA}] \right) \right. \right. \\ \left. \left. - S(p\Omega_{AA}^{[1-\gamma]}[\hat{\tau}_{AA}] + (1-p)|0_A\rangle\langle 0_A|) \right\} \right\}. \end{aligned} \quad (68)$$

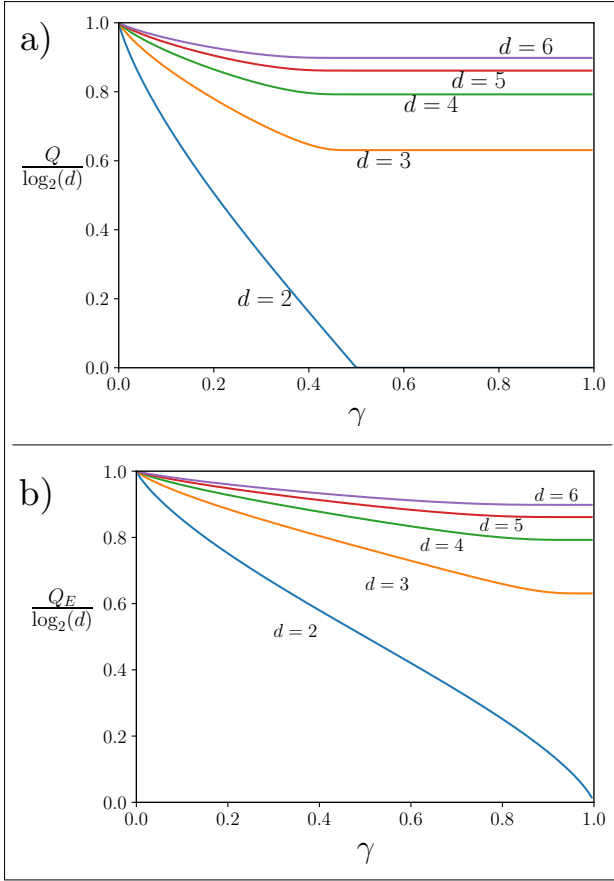


Figure 3: Normalized quantum capacities **a)** and entanglement assisted quantum capacities **b)** of single decay MAD channel $\Omega_{CC}^{[\gamma]}$ for various dimensions d_C . Notice that the $d_C = 2$ case corresponds to the qubit ADC [56] and the $d_C = 4$ case to the fully correlated ADC of [57]. The channel is degradable only for $\gamma \leq 1/2$; for higher values of the rate the quantum capacity is constant and equal to $\log_2(d_B + 1)$, see Eq. (67). The non increasing functional dependence of $Q(\Omega_{CC}^{[\gamma]})$ and $Q_E(\Omega_{CC}^{[\gamma]})$ upon γ is a consequence of the composition rule of the MAP channels and by the channel DPI.

Again, it is worth mentioning that in the region $1/2 \leq \gamma \leq 1$, for $d > 2$, the channels are not degradable nor antidegradable but still we are able to compute exactly Q by exploitation of coinciding upper and lower bounds.

5.3 MAD channel plus block dephasing

As a final example we now consider the capacity of channels obtained by composing the MAD transformations introduced in the previous section with the dephasing channels $\Delta_{CC}^{(\kappa)}$ that acts over the non diagonal blocks, as shown in Eq. (14), i.e. the maps

$$\Omega_{CC}^{[\gamma](\kappa)} \equiv \Delta_{CC}^{(\kappa)} \circ \Omega_{CC}^{[\gamma]} = \Omega_{CC}^{[\gamma]} \circ \Delta_{CC}^{(\kappa)}. \quad (69)$$

As usual let us start with some preliminary observations. We can invoke the DPI for the quantum capacity and the internal composition rules of the sets $\Omega_{CC}^{[\gamma]}$

and $\Delta_{CC}^{(\kappa)}$. With those we can establish the quantum capacities of $\Omega_{CC}^{[\gamma](\kappa)}$ to be monotonically decreasing in γ and monotonically increasing in $|\kappa|$, i.e.

$$Q(\Omega_{CC}^{[\gamma](\kappa)}) \geq \max\{Q(\Omega_{CC}^{[\gamma](\kappa')}), Q(\Omega_{CC}^{[\gamma](\kappa)})\}, \quad (70)$$

for all $\gamma \leq \gamma'$ and for all $|\kappa| \geq |\kappa'|$. Furthermore, again from DPI, it follows that the quantum capacity of $\Omega_{CC}^{[\gamma](\kappa)}$ is always smaller than or equal to the corresponding value associated with the MAD channel $\Omega_{CC}^{[\gamma]}$, as well as the quantum capacity of $\Delta_{CC}^{(\kappa)}$ we computed in Sec. 5.1, i.e.

$$Q(\Omega_{CC}^{[\gamma](\kappa)}) \leq \min\{Q(\Omega_{CC}^{[\gamma]}), Q(\Delta_{CC}^{(\kappa)})\}. \quad (71)$$

In particular for $\kappa = 0$ (full dephasing), from Eq. (28) we get

$$Q(\Omega_{CC}^{[\gamma](0)}) = \max\{Q(\Omega_{AA}^{[\gamma]}), \log_2 d_B\}, \quad (72)$$

which, considering that the capacity $Q(\Omega_{AA}^{[\gamma]})$ of the qubit ADC channel $\Omega_{AA}^{[\gamma]}$ is always upper bounded by 1. It is clearly also always smaller than or equal to the lower bound in Eq. (63) of $Q(\Omega_{CC}^{[\gamma]})$ as well as smaller than or equal to the value of $Q(\Delta_{CC}^{(0)})$ given in Eq. (31).

To compute the exact value of $Q(\Omega_{CC}^{[\gamma](\kappa)})$ for $\kappa \neq 0$, observe that as $\Omega_{CC}^{[\gamma](\kappa)}$ shares the same diagonal block terms of $\Omega_{CC}^{[\gamma]}$. It will enjoy the same degradability properties of the latter – see Theorem 3.1. In particular this implies that, irrespectively of the value of κ , $\Omega_{CC}^{[\gamma](\kappa)}$ is again degradable if and only if $\gamma \leq 1/2$. Accordingly we can express $Q(\Omega_{CC}^{[\gamma](\kappa)})$ using the single letter formula in Eq. (46). In Fig. 4 a) we report the solution for the case $d_C = 3$ obtained by solving numerically the optimization over the input state $\hat{\tau}_{AA}$ – see Appendix D for details.

To obtain the value of $Q(\Omega_{CC}^{[\gamma](\kappa)})$ also for $1/2 \leq \gamma \leq 1$, where the channel is explicitly not degradable, we resort to produce coinciding upper and lower bounds for such a quantity. Specifically we notice that, irrespectively of the value of γ , if we restrict the possible input states to the subspace spanned by $|0\rangle_C, |2\rangle_C$ we see that $\Omega_{CC}^{[\gamma](\kappa)}$ acts just like the qubit dephasing channel. Its quantum capacity corresponds to the value given in Eq. (56) computed at $d_A = 1$ [41] and which gives our lower bound, i.e.

$$Q(\Omega_{CC}^{[\gamma](\kappa)}) \geq 1 - H_2((1 - |\kappa|)/2). \quad (73)$$

An upper bound for $Q(\Omega_{CC}^{[\gamma](\kappa)})$ for $\gamma > 1/2$ instead directly follows from Eq. (70) in the form

$$Q(\Omega_{CC}^{[\gamma](\kappa)}) \leq Q(\Omega_{CC}^{[1/2](\kappa)}). \quad (74)$$

Now we compute $Q(\Omega_{CC}^{[\gamma](\kappa)}) \forall \kappa$ at $\gamma = 1/2$ and numerically we verify that it coincides with Eq. (73). Accordingly we can conclude that

$$Q(\Omega_{CC}^{[\gamma](\kappa)}) = 1 - H_2((1 - |\kappa|)/2), \quad \forall \gamma \geq 1/2, \quad (75)$$

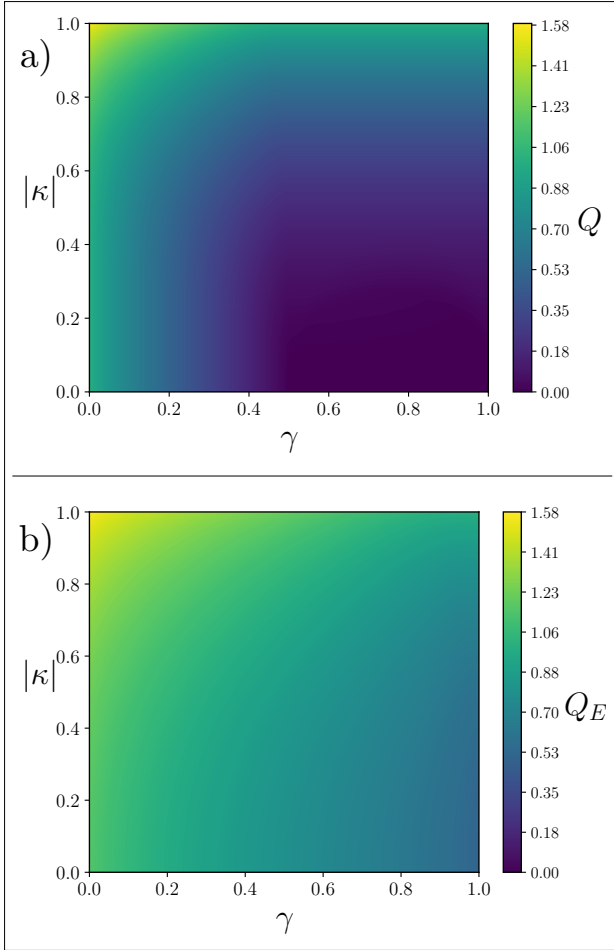


Figure 4: **a)** Quantum capacity of the channel $\Omega_{CC}^{[\gamma](\kappa)}$ w.r.t. the damping parameter γ and the dephasing parameter $|\kappa|$. Notice that the map is degradable if and only if $\gamma \leq 1/2$. For $\gamma \geq 1/2$ the capacity no longer depends upon γ and it is given by Eq. (75). **b)** Entanglement assisted quantum capacity of the channel $\Omega_{CC}^{[\gamma](\kappa)}$ w.r.t. the damping parameter γ and the dephasing parameter $|\kappa|$.

as reported in Fig. 4 a). As before, it is worth mentioning that in the region $1/2 \leq \gamma \leq 1$ the channels are not degradable nor antidegradable but still we are able to compute exactly Q by exploitation of coinciding upper and lower bounds.

Finally we perform the maximization in Eq. (47), which gives us $Q_E(\Omega_{CC}^{[\gamma](\kappa)})$, reported in Fig. 4 b).

6 Conclusions

We firstly introduced the new class of *Partially Coherent Direct Sum* channels. We showed that an explicit and compact formula for the quantum capacity and entanglement assisted quantum capacity is attainable, given suitable degradability conditions of the sub-blocks channels. Since for degradable channels quantum capacity Q and private classical capacity C_p are equivalent [58], the degradability provides us also

the latter. Since the expression of Q_E differs from the entanglement assisted classical capacity C_E just by a factor $1/2$ [51, 52], given the former we have immediately the latter. We are also able to exhibit upper and lower bounds which, in some occasions, also allow us to state exactly the quantum capacity of non degradable channels. We applied the results to instances of the purely dephasing channels, qubit ADC and combinations of the two. The choice of a qubit ADC made here though was just adopted for the sake of simplicity. The same approach can be straightforwardly applied to higher dimensions ADC when known to be degradable [40] or in general to “extend” any other finite dimensional degradable channel. The new approach is immediately generalizable to PCDS composed by $n > 2$ block channels. Moreover, since the maximization is reduced to sub-blocks, the overall problem complexity is considerably lower, making a large class of higher dimensional noisy channels capacities accessible.

We acknowledge support from PRIN 2017 “Taming complexity with quantum strategies”.

A Necessary and sufficient conditions for PCDS quantum channels

Here we discuss necessary and sufficient conditions for a quantum channel $\Phi_{CC} \in \mathcal{M}_{C \rightarrow C}^{(\text{cpt})}$ to admit the PCDS block-structure defined in Eq. (8). We start by observing that when introducing this special decomposition we did not explicitly require the diagonal blocks Φ_{AA} and Φ_{BB} to be CPT (indeed we merely asked them to be elements of the super-operators sets $\mathcal{M}_{A \rightarrow A}$ and $\mathcal{M}_{B \rightarrow B}$). This property however is automatically imposed by the CPT constraint on Φ_{CC} – see the derivation that follows.

We now give an explicit proof of Theorem 2.1. First of all, assume that the element $\hat{M}_{CC}^{(j)}$ of the Kraus set $\{\hat{M}_{CC}^{(j)}\}_j$ of Φ_{CC} fulfills the identity in Eq. (10). Accordingly for all $\hat{\Theta}_{CC} \in \mathcal{L}_{C \rightarrow C}$ we can write

$$\begin{aligned} \Phi_{CC}[\hat{\Theta}_{CC}] &= \sum_j \hat{M}_{CC}^{(j)} \hat{\Theta}_{CC} \hat{M}_{CC}^{(j)\dagger} \\ &= \sum_j \left(\sum_{Y=A,B} \hat{M}_{YY}^{(j)} \right) \hat{\Theta}_{CC} \left(\sum_{X=A,B} \hat{M}_{XX}^{(j)\dagger} \right) \\ &= \sum_j \sum_{X,Y=A,B} \hat{M}_{YY}^{(j)} \hat{\Theta}_{YX} \hat{M}_{XX}^{(j)\dagger}, \end{aligned} \quad (76)$$

which can be cast into the form of Eq. (9) with the super-operators Φ_{AA} , Φ_{AA} , $\Phi_{AB}^{(\text{off})}$, $\Phi_{BA}^{(\text{off})}$ defined as in Eqs. (11) and (12). Notice in particular that with this choice, for $X = A, B$ the diagonal component writes

$$\Phi_{XX}[\dots] = \sum_j \hat{M}_{XX}^{(j)} \dots \hat{M}_{XX}^{(j)\dagger}, \quad (77)$$

with the operators $\hat{M}_{XX}^{(j)}$ fulfilling the constraints

$$\begin{aligned} \sum_j \hat{M}_{XX}^{(j)\dagger} \hat{M}_{XX}^{(j)} &= \hat{P}_{XX} \sum_j \hat{M}_{CC}^{(j)\dagger} \hat{M}_{CC}^{(j)} \hat{P}_{XX} \\ &= \hat{P}_{XX} \hat{I}_{CC} \hat{P}_{XX} = \hat{P}_{XX}. \end{aligned} \quad (78)$$

This implies that $\{\hat{M}_{XX}^{(j)}\}_j$ is a proper Kraus set for a map action on X, i.e. that Φ_{XX} is indeed a CPT element of $\mathcal{M}_{X \rightarrow X}$, as anticipated in the introduction of the present section.

Consider now the reverse property, i.e. assume that exist $\Phi_{AA} \in \mathcal{M}_{A \rightarrow A}$, $\Phi_{BB} \in \mathcal{M}_{B \rightarrow B}$, $\Phi_{AB}^{(\text{off})} \in \mathcal{M}_{B \rightarrow A}^{(\text{off})}$, and $\Phi_{BA}^{(\text{off})} \in \mathcal{M}_{A \rightarrow B}^{(\text{off})}$ such that Eq. (8) holds true for all possible choices of $\hat{\Theta}_{CC} \in \mathcal{L}_{C \rightarrow C}$. Observe then that this in particular implies

$$\begin{aligned} 0 &= \hat{P}_{BB} \Phi_{CC} [\hat{P}_{AA}] \hat{P}_{BB} = \sum_j \hat{P}_{BB} M_{CC}^{(j)} \hat{P}_{AA} M_{CC}^{(j)\dagger} \hat{P}_{BB} \\ &= \sum_j \left(\hat{P}_{BB} M_{CC}^{(j)} \hat{P}_{AA} \right) \left(\hat{P}_{BB} M_{CC}^{(j)} \hat{P}_{AA} \right)^\dagger = \sum_j |M_{BA}^{(j)}|^2. \end{aligned}$$

Which is verified if and only if

$$\hat{M}_{BA}^{(j)} = \hat{M}_{AB}^{(j)} = 0 \quad \forall j, \quad (79)$$

or equivalently if and only if Eq. (10) holds true. \square

B Complementary maps via Stinespring dilation

Given $\Phi_{XX} \in \mathcal{M}_{X \rightarrow X}^{(\text{cpt})}$ a generic CPT transformation acting on an arbitrary system X, we can always express it as

$$\Phi_{XX}[\cdots] = \text{Tr}_E[\hat{U}_{XEXE}(\cdots \otimes |0_E\rangle\langle 0_E|) \hat{U}_{XEXE}^\dagger], \quad (80)$$

where E is an auxiliary (environmental) quantum system, $\text{Tr}_E[\cdots]$ is the partial trace over E, $|0_E\rangle$ a pure state vector of the Hilbert space \mathcal{H}_E of E, and finally \hat{U}_{XEXE} is a unitary transformation on $\mathcal{H}_X \otimes \mathcal{H}_E$. For future purposes it is worth stressing that, by taking the dimensionality of \mathcal{H}_E to be sufficiently large, we can make sure that the dependence of the representation in Eq. (80) upon the specific choice of Φ_{XX} is completely carried on by just \hat{U}_{XEXE} . We have then the freedom of fixing $|0_E\rangle$ irrespectively of the map we want to represent. In the above setting a Kraus set for Φ_{XX} is e.g. obtained in terms of the operators

$$\hat{M}_{XX}^{(j)} = \langle j_E | \hat{U}_{XEXE} | 0_E \rangle, \quad (81)$$

with $\{|j_E\rangle\}_j$ an orthonormal basis of \mathcal{H}_E . The complementary channel of Φ_{XX} instead can be defined as the CPT transformation $\tilde{\Phi}_{EX} \in \mathcal{M}_{X \rightarrow E}^{(\text{cpt})}$ that transforms input from X into output of E via the mapping

$$\tilde{\Phi}_{EX}[\cdots] = \hat{V}_{EE} \text{Tr}_X[\hat{U}_{XEXE}(\cdots \otimes |0_E\rangle\langle 0_E|) \hat{U}_{XEXE}^\dagger] \hat{V}_{EE}^\dagger, \quad (82)$$

where now the partial trace is performed over X. In the above expression \hat{V}_{EE} is a unitary operator on E that can be chosen freely. We inserted it to explicitly stress that, as already mentioned in the main text, the complementary channel of a CPT map is defined up to a unitary rotation on the environmental system of the model. Anyway, unless explicitly stated, hereafter we shall assume \hat{V}_{EE} to be the identity operator – notice that under this assumption, thanks to Eq. (81), Eq. (82) reduces exactly to Eq. (17) reported in the main text.

An alternative way to derive Eq. (20) can now be obtained by first introducing the unitary operators $\hat{U}_{AEAE} \in \mathcal{L}_{AE \rightarrow AE}$ and $\hat{U}_{BEBE} \in \mathcal{L}_{BE \rightarrow BE}$ which provide, respectively, the Stinespring representations of Eq. (80) of the diagonal components Φ_{AA} and Φ_{BB} of the PCDS channel Φ_{CC} . Observe now that while the unitary operator \hat{U}_{AEAE} (\hat{U}_{BEBE}) is formally defined on $\mathcal{H}_A \otimes \mathcal{H}_E$ ($\mathcal{H}_B \otimes \mathcal{H}_E$) only, we are allowed to extend it to the full space $\mathcal{H}_C \otimes \mathcal{H}_E$ by imposing the condition $\hat{P}_B \hat{U}_{AEAE} = \hat{U}_{AEAE} \hat{P}_B = 0$ (resp. $\hat{P}_A \hat{U}_{BEBE} = \hat{U}_{BEBE} \hat{P}_A = 0$). With this choice hence we can write the normalization condition for \hat{U}_{AEAE} and \hat{U}_{BEBE} as

$$\begin{aligned} \hat{U}_{AEAE}^\dagger \hat{U}_{AEAE} &= \hat{P}_{AA} \otimes \hat{I}_{EE}, \\ \hat{U}_{BEBE}^\dagger \hat{U}_{BEBE} &= \hat{P}_{BB} \otimes \hat{I}_{EE}, \end{aligned} \quad (83)$$

with the projectors \hat{P}_{AA} and \hat{P}_{BB} playing the role of the identity transformations on \mathcal{H}_A and \mathcal{H}_B respectively. In view of these observations a Stinespring representation as in Eq. (80) for the PCDS channel Φ_{CC} can now be assigned by adopting the following coupling

$$\hat{U}_{CECE} = \hat{U}_{AEAE} + \hat{U}_{BEBE}, \quad (84)$$

which is a unitary transformation on $\mathcal{H}_C \otimes \mathcal{H}_E$ thanks to Eq. (83) and Eq. (5). Furthermore, thanks to Eq. (81) automatically fulfills the necessary and sufficient PCDS condition in Eq. (10). To verify Eq. (20) now observe that for an arbitrary vector $|\Psi_C\rangle \in \mathcal{H}_C$ we can write

$$\begin{aligned} \hat{U}_{CECE}(|\Psi_C\rangle \otimes |0_E\rangle) &= \hat{U}_{AEAE}(|\Psi_A\rangle \otimes |0_E\rangle) \\ &\quad + \hat{U}_{BEBE}(|\Psi_B\rangle \otimes |0_E\rangle), \end{aligned} \quad (85)$$

where for X = A, B, $|\Psi_X\rangle \equiv \hat{P}_{XX}|\Psi_C\rangle$. Tracing over C from the above expression we get that the action of $\tilde{\Phi}_{EC}$ on $|\Psi_C\rangle$ can be expressed as

$$\tilde{\Phi}_{EC}[|\Psi_C\rangle\langle\Psi_C|] = \tilde{\Phi}_{EA}[|\Psi_A\rangle\langle\Psi_A|] + \tilde{\Phi}_{EB}[|\Psi_B\rangle\langle\Psi_B|], \quad (86)$$

where for X = A, B, $\tilde{\Phi}_{EX}$ is the complementary map of Φ_{XX} , and where we used the fact that $\hat{U}_{AEAE}(|\Psi_A\rangle \otimes |0_E\rangle)$ lives on $\mathcal{H}_A \otimes \mathcal{H}_E$ and therefore has zero overlap with the C components of $\hat{U}_{BEBE}(|\Psi_B\rangle \otimes |0_E\rangle)$, which instead is on $\mathcal{H}_B \otimes \mathcal{H}_E$.

B.1 Structure of the connecting channels

Here we show that if Λ_{EA} and Λ_{EB} entering in Eq. (22) are both CPT then also Λ_{EC} is CPT. To see this remember that given $\Phi_{YX} \in \mathcal{M}_{X \rightarrow Y}$ a super-operator mapping the system X into Y, it is CPT if and only if it admits a Kraus set formed by operators $\hat{M}_{YX}^{(j)}$ that fulfill the normalization condition

$$\sum_j \hat{M}_{YX}^{(j)\dagger} \hat{M}_{YX}^{(j)} = \hat{I}_{XX}, \quad (87)$$

with \hat{I}_{XX} the identity on \mathcal{H}_X , or alternatively the associated projector in case \mathcal{H}_X is a sub-space on a larger space. Consequently, since we assumed by hypothesis that this is the case for Λ_{EA} and Λ_{EB} appearing in Eq. (22), it follows that a Kraus set for Λ_{EC} is given by the set $\{\hat{M}_{EA}^{(j_1)}, \hat{M}_{EB}^{(j_2)}\}_{j_1, j_2}$. As indeed we have

$$\begin{aligned} \sum_{j_1} \hat{M}_{EA}^{(j_1)\dagger} \hat{M}_{EA}^{(j_1)} + \sum_{j_2} \hat{M}_{EB}^{(j_2)\dagger} \hat{M}_{EB}^{(j_2)} &= \hat{P}_{AA} + \hat{P}_{BB} \\ &= \hat{I}_{CC}. \end{aligned} \quad (88)$$

B.2 Pure fixed point channels

Here we show that if the quantum channel $\Phi_{AA} \in \mathcal{M}_{A \rightarrow A}^{(\text{cpt})}$ admits as fixed point a pure state $|\Psi_A^*\rangle \in \mathcal{H}_A$, then condition in Eq. (48) can be fulfilled by setting $\hat{\rho}_{AA}^* = |\Psi_A^*\rangle\langle\Psi_A^*|$. To show this, let us consider the unitary operator $\hat{U}_{AEA E}$ that allows us to express Φ_{AA} and its associated complementary channel Φ_{EA} in the Stinespring representation given by Eqs. (80) and (82). The fixed point condition of $|\Psi_A^*\rangle$ imposes us to have

$$\Phi_{AA}[|\Psi_A^*\rangle\langle\Psi_A^*|] = |\Psi_A^*\rangle\langle\Psi_A^*|, \quad (89)$$

which can be satisfied if and only if the following identity holds true:

$$\hat{U}_{AEA E} |\Psi_A^*\rangle \otimes |0_E\rangle = |\Psi_A^*\rangle \otimes |0'_E\rangle, \quad (90)$$

with $|0'_E\rangle$ being some pure state of E. Accordingly from Eq. (82) it follows that

$$\tilde{\Phi}_{EA}[|\Psi_A^*\rangle\langle\Psi_A^*|] = \hat{V}_{EE} |0'_E\rangle\langle 0'_E| \hat{V}_{EE}^\dagger, \quad (91)$$

where now we make explicit use of the freedom of redefining $\tilde{\Phi}_{EA}$ up to an arbitrary unitary transformation \hat{V}_{EE} . The condition in Eq. (48) can finally be enforced by simply selecting \hat{V}_{EE} so that

$$\hat{V}_{EE} |0'_E\rangle = |0_E\rangle. \quad (92)$$

C Generalization to the multi-block decomposition

Consider the case in which the Hilbert space of C decomposes in a direct sum of n different subspaces

$$\mathcal{H}_C = \mathcal{H}_{A_1} \oplus \mathcal{H}_{A_2} \oplus \cdots \oplus \mathcal{H}_{A_n}, \quad (93)$$

where for $\ell = 1, \dots, n$, \mathcal{H}_{A_ℓ} represents a Hilbert space of dimension d_{A_ℓ} , with

$$d_C = \sum_{\ell=1}^n d_{A_\ell}. \quad (94)$$

A PCDS CPT channel $\Phi_{CC} \in \mathcal{M}_{C \rightarrow C}^{(\text{cpt})}$ is now defined by the following structural constraint which generalizes the one we presented in Eq. (9):

$$\Phi_{CC} = \sum_{\ell=1}^n \Phi_{A_\ell A_\ell} + \sum_{\ell \neq \ell'=1}^n \Phi_{A_\ell A_{\ell'}}^{(\text{off})}, \quad (95)$$

with $\Phi_{A_\ell A_\ell} \in \mathcal{M}_{A_\ell \rightarrow A_\ell}$ and $\Phi_{A_\ell A_{\ell'}}^{(\text{off})} \in \mathcal{M}_{A_\ell \rightarrow A_{\ell'}}^{(\text{off})}$. Following the same derivation we presented for the $n = 2$ one can verify that the CPT constraint on Φ_{CC} imposes all the diagonal terms $\Phi_{A_\ell A_\ell}$ to be CPT as well. Furthermore Theorem 2.1 still holds true in the following form

Theorem C.1. *A quantum channel Φ_{CC} described by a Kraus set $\{\hat{M}_{CC}^{(j)}\}_j$ admits the PCDS structure as in Eq. (9) if and only if*

$$\hat{M}_{CC}^{(j)} = \bigoplus_{\ell=1}^n \hat{M}_{A_\ell A_\ell}^{(j)}, \quad (96)$$

or equivalently that $\hat{M}_{A_\ell A_{\ell'}}^{(j)} = 0$, for all j and for all $\ell \neq \ell'$.

In the above expression for all $\hat{\Theta}_{CC} \in \mathcal{L}_{C \rightarrow C}$ we defined

$$\hat{\Theta}_{A_\ell A_{\ell'}} \equiv \hat{P}_{A_\ell A_\ell} \hat{\Theta}_{CC} \hat{P}_{A_{\ell'} A_{\ell'}}, \quad (97)$$

with $\hat{P}_{A_\ell A_\ell}$ being the orthogonal projector on \mathcal{H}_{A_ℓ} . Accordingly Eqs. (11) and (12) get replaced by

$$\begin{aligned} \Phi_{A_\ell A_\ell}[\dots] &= \sum_j \hat{M}_{A_\ell A_\ell}^{(j)} \dots \hat{M}_{A_\ell A_\ell}^{(j)\dagger}, \\ \Phi_{A_\ell A_{\ell'}}^{(\text{off})}[\dots] &= \sum_j \hat{M}_{A_\ell A_\ell}^{(j)} \dots \hat{M}_{A_{\ell'} A_{\ell'}}^{(j)\dagger}. \end{aligned} \quad (98)$$

Similarly Eq. (20) becomes now

$$\tilde{\Phi}_{EC} = \sum_{\ell=1}^n \tilde{\Phi}_{EA_\ell}, \quad (99)$$

with $\tilde{\Phi}_{EA_\ell}$ being the complementary channel of Φ_{A_ℓ, A_ℓ} . Theorem 3.1 instead is replaced by the more general statement

Theorem C.2. *A PCDS quantum channel Φ_{CC} as in Eq. (95) is degradable if and only if all its diagonal block terms $\Phi_{A_\ell A_\ell}$ are degradable too.*

It then follows that for Φ_{CC} degradable we can express the quantum capacity as

$$\begin{aligned} Q(\Phi_{CC}) &= \max_P \max_{\hat{\tau}_{A_\ell A_\ell}} \left\{ H(P) + \sum_{\ell=1}^n p_\ell S(\Phi_{A_\ell A_\ell}[\hat{\tau}_{A_\ell A_\ell}]) \right. \\ &\quad \left. - S\left(\sum_{\ell=1}^n p_\ell \tilde{\Phi}_{EA_\ell}[\hat{\tau}_{A_\ell A_\ell}]\right) \right\}, \end{aligned} \quad (100)$$

with P a generic probability set $\{p\}_\ell$, $H(P) = -\sum_\ell p_\ell \log p_\ell$ its Shannon entropy, and $\hat{\tau}_{A_\ell A_\ell}$ density matrices of \mathcal{H}_{A_ℓ} .

D The channel $\Omega_{CC}^{[\gamma](\kappa)}$ for $d_C = 3$

When $d_C = 3$ a Kraus set of $\Omega_{CC}^{[\gamma](\kappa)}$ expressed w.r.t. the canonical base elements $\{|0_C\rangle, |1_C\rangle, |2_C\rangle\}$, can be written as

$$\hat{M}_{CC}^{(0)} = \begin{pmatrix} 1 & 0 & 0 \\ 0 & \sqrt{1-\gamma} & 0 \\ 0 & 0 & \kappa^* \end{pmatrix}, \quad \hat{M}_{CC}^{(1)} = \begin{pmatrix} 0 & \sqrt{\gamma} & 0 \\ 0 & 0 & 0 \\ 0 & 0 & 0 \end{pmatrix},$$

$$\hat{M}_{CC}^{(2)} = \begin{pmatrix} 0 & 0 & 0 \\ 0 & 0 & 0 \\ 0 & 0 & \sqrt{1-|\kappa|^2} \end{pmatrix}. \quad (101)$$

This leads to

$$\Omega_{CC}^{[\gamma](\kappa)}[\hat{\rho}_{CC}] = \begin{pmatrix} \rho_{00} + \gamma\rho_{11} & \sqrt{1-\gamma}\rho_{01} & \kappa\rho_{02} \\ \sqrt{1-\gamma}\rho_{01}^* & (1-\gamma)\rho_{11} & \kappa\sqrt{1-\gamma}\rho_{12} \\ \kappa^*\rho_{02}^* & \kappa^*\sqrt{1-\gamma}\rho_{12}^* & \rho_{22} \end{pmatrix}, \quad (102)$$

where for $i, j = 0, 1, 2$ we set $\rho_{ij} = \langle i_C | \hat{\rho}_{CC} | j_C \rangle$, and

$$\tilde{\Omega}_{EC}^{[\gamma](\kappa)}[\hat{\rho}_{CC}] = \begin{pmatrix} 1 - \gamma\rho_{11} + |\kappa|^2\rho_{22} & \sqrt{\gamma}\rho_{01} & \kappa^*\sqrt{1-|\kappa|^2}\rho_{22} \\ \sqrt{\gamma}\rho_{01}^* & \gamma\rho_{11} & 0 \\ \kappa\sqrt{1-|\kappa|^2}\rho_{22}^* & 0 & (1-|\kappa|^2)\rho_{22} \end{pmatrix}, \quad (103)$$

for the complementary map defined on a Hilbert space spanned by the vectors $\{|0_E\rangle, |1_E\rangle, |2_E\rangle\}$.

Notice that we can express the input states $\hat{\rho}_{CC}$ in terms of the $\hat{\tau}_{AA}$ and $\hat{\tau}_{BB}$ density matrices as in Eq. (33). Eq. (103) then can be equivalently written as

$$\tilde{\Omega}_{EC}^{[\gamma](\kappa)}[\hat{\rho}_{CC}] = p\tilde{\Omega}_{EA}^{[\gamma]}[\hat{\tau}_{AA}] + (1-p)|v_E^{(\kappa)}\rangle\langle v_E^{(\kappa)}|, \quad (104)$$

with $\tilde{\Omega}_{EA}^{[\gamma]}$, the complementary channel of the MAD channel $\Omega_{AA}^{[\gamma]}$. $\tilde{\Omega}_{EA}^{[\gamma]}$ is defined by the 2×2 matrix

$$\tilde{\Omega}_{EA}^{[\gamma]}[\hat{\tau}_{AA}] = \begin{pmatrix} 1 - \gamma_1\tau_{11} & \sqrt{\gamma_1}\tau_{01} \\ \sqrt{\gamma_1}\tau_{01}^* & \gamma_1\tau_{11} \end{pmatrix}, \quad (105)$$

on the Hilbert space spanned by the vectors $|0_E\rangle$ and $|1_E\rangle$. $|v_E^{(\kappa)}\rangle$ in Eq. 104 is defined as

$$|v_E^{(\kappa)}\rangle \equiv \kappa|0_E\rangle + \sqrt{1-|\kappa|^2}|2_E\rangle, \quad (106)$$

which has the same structure of the state in Eq. (54) but involves different basis vectors in order to account for the presence of the MAD contribution to $\Omega_{CC}^{[\gamma](\kappa)}$.

Now, considering the fact that both ADC and dephasing are covariant w.r.t. the action of the group of

diagonal orthogonal matrices [40, 54], the maximization of the coherent information is attained by exploring only diagonal states. Consequently, from Eq. (46) and Eq. (104) the quantum capacity is obtained by:

$$Q(\Omega_{CC}^{[\gamma](\kappa)}) = \max_{p \in [0,1]} \{H_2(p) + \max_{\tau_{11} \in [0,1]} \{pH_2(\gamma\tau_{11}) + l_0 \log_2 l_0 + l_+ \log_2 l_+ + l_- \log_2 l_-\}\} \quad (107)$$

where

$$\begin{cases} l_0 = p\tau_{11}\gamma \\ l_+ = \frac{1}{2}(1 - p\gamma\tau_{11} + \sqrt{4(1-p)p(|\kappa|^2 - 1)(1 - \gamma\tau_{11}) + (1 - p\gamma\tau_{11})^2}) \\ l_- = \frac{1}{2}(1 - p\gamma\tau_{11} - \sqrt{4(1-p)p(|\kappa|^2 - 1)(1 - \gamma\tau_{11}) + (1 - p\gamma\tau_{11})^2}). \end{cases} \quad (108)$$

Notice how this method allows us to reduce to just 2 the number of parameters involved in the maximization, compared to the at least 8 needed for a generic qutrit state.

References

- [1] C. E. Shannon, *Bell System Technical Journal* **27**, 379 (1948), URL <https://doi.org/10.1002/j.1538-7305.1948.tb01338.x>.
- [2] A. S. Holevo, *Quantum Systems, Channels, Information* (De Gruyter, 2019), URL <https://doi.org/10.1515/9783110642490>.
- [3] J. Watrous, *The Theory of Quantum Information* (Cambridge University Press, Cambridge, 2018), ISBN 9781107180567, URL <https://doi.org/10.1017/9781316848142>.
- [4] M. M. Wilde, *Quantum Information Theory* (Cambridge University Press, Cambridge, 2017), 2nd ed., ISBN 9781107176164, URL <https://doi.org/10.1017/9781316809976>.
- [5] M. A. Nielsen and I. L. Chuang, *Quantum Computation and Quantum Information: 10th Anniversary Edition* (Cambridge University Press, Cambridge, 2010), ISBN 9781107002173, URL <https://doi.org/10.1017/CB09780511976667>.
- [6] C. H. Bennett and G. Brassard, *Theoretical Computer Science* **560**, 7 (2014), ISSN 0304-3975, URL <https://doi.org/10.1016/j.tcs.2014.05.025>.
- [7] C. H. Bennett and S. J. Wiesner, *Phys. Rev. Lett.* **69**, 2881 (1992), URL <https://doi.org/10.1103/PhysRevLett.69.2881>.
- [8] C. H. Bennett, G. Brassard, C. Crépeau, R. Jozsa, A. Peres, and W. K. Wootters, *Phys. Rev. Lett.* **70**, 1895 (1993), URL <https://link.aps.org/doi/10.1103/PhysRevLett.70.1895>.
- [9] G. Smith and J. Yard, *Science* **321**, 1812 (2008), ISSN 0036-8075, URL <https://doi.org/10.1126/science.1162242>.
- [10] M. B. Hastings, *Nature Physics* **5**, 255 (2009), ISSN 1745-2481, URL <https://doi.org/10.1038/nphys1224>.
- [11] A. S. Holevo and V. Giovannetti, *Reports on Progress in Physics* **75**, 046001 (2012), URL <https://doi.org/10.1088/0034-4885/75/4/046001>.
- [12] L. Gyongyosi, S. Imre, and H. V. Nguyen, *IEEE Communications Surveys Tutorials* **20**, 1149 (2018), URL <https://doi.org/10.1109/COMST.2017.2786748>.
- [13] A. Muthukrishnan and C. R. Stroud, *Phys. Rev. A* **62**, 052309 (2000), URL <https://doi.org/10.1103/PhysRevA.62.052309>.
- [14] T. C. Ralph, K. J. Resch, and A. Gilchrist, *Phys. Rev. A* **75**, 022313 (2007), URL <https://doi.org/10.1103/PhysRevA.75.022313>.
- [15] B. P. Lanyon, M. Barbieri, M. P. Almeida, T. Jennewein, T. C. Ralph, K. J. Resch, G. J. Pryde, J. L. O'Brien, A. Gilchrist, and A. G. White, *Nature Physics* **5**, 134 (2009), ISSN 1745-2481, URL <https://doi.org/10.1038/nphys1150>.
- [16] Z. Gedik, I. A. Silva, B. Çakmak, G. Karpat, E. L. G. Vidoto, D. O. Soares-Pinto, E. R. deAzevedo, and F. F. Fanchini, *Scientific Reports* **5**, 14671 (2015), ISSN 2045-2322, URL <https://doi.org/10.1038/srep14671>.
- [17] D. Cozzolino, B. Da Lio, D. Bacco, and L. K. Oxenløwe, *Advanced Quantum Technologies* **2**, 1900038 (2019), URL <https://doi.org/10.1002/qute.201900038>.
- [18] S. Y. Looi, L. Yu, V. Gheorghiu, and R. B. Griffiths, *Phys. Rev. A* **78**, 042303 (2008), URL <https://doi.org/10.1103/PhysRevA.78.042303>.
- [19] S. K. Goyal, P. E. Boukama-Dzoussi, S. Ghosh, F. S. Roux, and T. Konrad, *Scientific Reports* **4**, 4543 (2014), ISSN 2045-2322, URL <https://doi.org/10.1038/srep04543>.
- [20] S. Muralidharan, C.-L. Zou, L. Li, J. Wen, and L. Jiang, *New Journal of Physics* **19**, 013026 (2017), URL <https://doi.org/10.1088/1367-2630/aa573a>.
- [21] G. Lima, L. Neves, R. Guzmán, E. S. Gómez, W. A. T. Nogueira, A. Delgado, A. Vargas, and C. Saavedra, *Opt. Express* **19**, 3542 (2011), URL <https://doi.org/10.1364/OE.19.003542>.
- [22] P. B. R. Nisbet-Jones, J. Dille, A. Holleczek, O. Barter, and A. Kuhn, *New Journal of Physics* **15**, 053007 (2013), URL <https://doi.org/10.1088/1367-2630/15/5/053007>.
- [23] B. Marques, A. A. Matoso, W. M. Pimenta, A. J. Gutiérrez-Esparza, M. F. Santos, and S. Pádua, *Scientific Reports* **5**, 16049 (2015), ISSN 2045-2322, URL <https://doi.org/10.1038/srep16049>.
- [24] A. Babazadeh, M. Erhard, F. Wang, M. Malik, R. Nouroozi, M. Krenn, and A. Zeilinger, *Phys. Rev. Lett.* **119**, 180510 (2017), URL <https://doi.org/10.1103/PhysRevLett.119.180510>.
- [25] M. Kues, C. Reimer, P. Roztock, L. R. Cortés, S. Sciara, B. Wetzell, Y. Zhang, A. Cino, S. T. Chu, B. E. Little, et al., *Nature* **546**, 622 (2017), ISSN 1476-4687, URL <https://doi.org/10.1038/nature22986>.
- [26] E. Moreno-Pineda, C. Godfrin, F. Balestro, W. Wernsdorfer, and M. Ruben, *Chem. Soc. Rev.* **47**, 501 (2018), URL <http://doi.org/10.1039/C5CS00933B>.
- [27] T. Giordani, E. Polino, S. Emiliani, A. Suprano, L. Innocenti, H. Majury, L. Marrucci, M. Paternostro, A. Ferraro, N. Spagnolo, et al., *Phys. Rev. Lett.* **122**, 020503 (2019), URL <https://doi.org/10.1103/PhysRevLett.122.020503>.
- [28] R. Sawant, J. A. Blackmore, P. D. Gregory, J. Mur-Petit, D. Jaksch, J. Aldegunde, J. M. Hutson, M. R. Tarbutt, and S. L. Cornish, *New Journal of Physics* **22**,

- 013027 (2020), URL <https://doi.org/10.1088/1367-2630/ab60f4>.
- [29] Y.-H. Luo, H.-S. Zhong, M. Erhard, X.-L. Wang, L.-C. Peng, M. Krenn, X. Jiang, L. Li, N.-L. Liu, C.-Y. Lu, et al., Phys. Rev. Lett. **123**, 070505 (2019), URL <https://doi.org/10.1103/PhysRevLett.123.070505>.
- [30] M. Fukuda and M. M. Wolf, Journal of Mathematical Physics **48**, 072101 (2007), URL <https://doi.org/10.1063/1.2746128>.
- [31] L. Gao, M. Junge, and N. LaRacuente, Journal of Mathematical Physics **59**, 122202 (2018), URL <https://doi.org/10.1063/1.5058692>.
- [32] L. Gao, M. Junge, and N. LaRacuente, Communications in Mathematical Physics **364**, 83 (2018), ISSN 1432-0916, URL <https://doi.org/10.1007/s00220-018-3249-y>.
- [33] K. Brádler, P. Hayden, and P. Panangaden, Journal of High Energy Physics **2009**, 074 (2009), URL <https://doi.org/10.1088/1126-6708/2009/08/074>.
- [34] K. Brádler, N. Dutil, P. Hayden, and A. Muhsen, Journal of Mathematical Physics **51**, 072201 (2010), URL <https://doi.org/10.1063/1.3449555>.
- [35] K. Brádler, P. Hayden, D. Touchette, and M. M. Wilde, Phys. Rev. A **81**, 062312 (2010), URL <https://doi.org/10.1103/PhysRevA.81.062312>.
- [36] K. Brádler, IEEE Transactions on Information Theory **57**, 5497 (2011).
- [37] K. Brádler, T. Jochym-O'Connor, and R. Jáuregui, Journal of Mathematical Physics **52**, 062202 (2011), URL <https://doi.org/10.1063/1.3597233>.
- [38] V. Siddhu and R. B. Griffiths, arXiv e-prints arXiv:2003.00583 (2020), URL <https://arxiv.org/abs/2003.00583>.
- [39] F. Leditzky, D. Leung, and G. Smith, Phys. Rev. Lett. **121**, 160501 (2018), URL <https://doi.org/10.1103/PhysRevLett.121.160501>.
- [40] S. Chessa and V. Giovannetti, Communications Physics **4**, 22 (2021), ISSN 2399-3650, URL <https://doi.org/10.1038/s42005-021-00524-4>.
- [41] I. Devetak and P. W. Shor, Communications in Mathematical Physics **256**, 287 (2005), ISSN 1432-0916, URL <https://doi.org/10.1007/s00220-005-1317-6>.
- [42] M.-D. Choi, Linear Algebra and its Applications **10**, 285 (1975), ISSN 0024-3795, URL [https://doi.org/10.1016/0024-3795\(75\)90075-0](https://doi.org/10.1016/0024-3795(75)90075-0).
- [43] K. Kraus, Annals of Physics **64**, 311 (1971), ISSN 0003-4916, URL [https://doi.org/10.1016/0003-4916\(71\)90108-4](https://doi.org/10.1016/0003-4916(71)90108-4).
- [44] W. F. Stinespring, Proceedings of the American Mathematical Society **6**, 211 (1955), full publication date: Apr., 1955, URL <https://doi.org/10.2307/2032342>.
- [45] F. Caruso and V. Giovannetti, Phys. Rev. A **74**, 062307 (2006), URL <https://doi.org/10.1103/PhysRevA.74.062307>.
- [46] S. Lloyd, Phys. Rev. A **55**, 1613 (1997), URL <https://doi.org/10.1103/PhysRevA.55.1613>.
- [47] P. W. Shor, in *lecture notes, MSRI Workshop on Quantum Computation (Quantum Information and Cryptography)* (2002), URL <https://www.msri.org/workshops/203/schedules/1181>.
- [48] I. Devetak, IEEE Transactions on Information Theory **51**, 44 (2005), URL <https://doi.org/10.1109/TIT.2004.839515>.
- [49] M. Keyl, Physics Reports **369**, 431 (2002), ISSN 0370-1573, URL [https://doi.org/10.1016/S0370-1573\(02\)00266-1](https://doi.org/10.1016/S0370-1573(02)00266-1).
- [50] S. Khatari, K. Sharma, and M. M. Wilde, Phys. Rev. A **102**, 012401 (2020), URL <https://doi.org/10.1103/PhysRevA.102.012401>.
- [51] C. H. Bennett, P. W. Shor, J. A. Smolin, and A. V. Thapliyal, Phys. Rev. Lett. **83**, 3081 (1999), URL <https://doi.org/10.1103/PhysRevLett.83.3081>.
- [52] C. H. Bennett, P. W. Shor, J. A. Smolin, and A. V. Thapliyal, IEEE Transactions on Information Theory **48**, 2637 (2002), URL <https://doi.org/10.1109/TIT.2002.802612>.
- [53] C. H. Bennett, I. Devetak, P. W. Shor, and J. A. Smolin, Phys. Rev. Lett. **96**, 150502 (2006), URL <https://doi.org/10.1103/PhysRevLett.96.150502>.
- [54] A. D'Arrigo, G. Benenti, and G. Falci, New Journal of Physics **9**, 310 (2007), URL <https://doi.org/10.1088/1367-2630/9/9/310>.
- [55] M. Tomamichel, M. M. Wilde, and A. J. Winter, IEEE International Symposium on Information Theory, ISIT 2015, Hong Kong, China, June 14-19, 2015 pp. 2386-2390 (2015), URL <https://doi.org/10.1109/ISIT.2015.7282883>.
- [56] V. Giovannetti and R. Fazio, Phys. Rev. A **71**, 032314 (2005), URL <https://doi.org/10.1103/PhysRevA.71.032314>.
- [57] A. D'Arrigo, G. Benenti, G. Falci, and C. Macchiavello, Phys. Rev. A **88**, 042337 (2013), URL <https://doi.org/10.1103/PhysRevA.88.042337>.
- [58] G. Smith, Phys. Rev. A **78**, 022306 (2008), URL <https://doi.org/10.1103/PhysRevA.78.022306>.