

The parity-transfer (^{16}O , $^{16}\text{F}(0^-, \text{g.s.})$) reaction as a probe of isovector 0^- states in nuclei

M. Dozono,^{1,*} T. Uesaka,² N. Fukuda,² M. Ichimura,² N. Inabe,² S. Kawase,^{1,†} K. Kisamori,² Y. Kiyokawa,¹ K. Kobayashi,³ M. Kobayashi,¹ T. Kubo,² Y. Kubota,^{1,‡} C. S. Lee,¹ M. Matsushita,¹ S. Michimasa,¹ H. Miya,¹ A. Ohkura,⁴ S. Ota,¹ H. Sagawa,^{2,5} S. Sakaguchi,⁴ H. Sakai,² M. Sasano,² S. Shimoura,¹ Y. Shindo,⁴ L. Stuhl,^{2,§} H. Suzuki,² H. Tabata,⁴ M. Takaki,¹ H. Takeda,² H. Tokieda,¹ T. Wakasa,⁴ K. Yako,¹ Y. Yanagisawa,² J. Yasuda,⁴ R. Yokoyama,^{1,¶} K. Yoshida,² and J. Zenihiro^{2,**}

¹Center for Nuclear Study, University of Tokyo, Hongo 7-3-1, Bunkyo, Tokyo 113-0033, Japan

²RIKEN Nishina Center, Hirosawa 2-1, Wako, Saitama 351-0198, Japan

³Department of Physics, Rikkyo University, Nishi-Ikebukuro, Tokyo 171-8501, Japan

⁴Department of Physics, Kyushu University, Nishi, Fukuoka 819-0395, Japan

⁵Center for Mathematics and Physics, University of Aizu, Aizu-Wakamatsu, Fukushima 965-8580, Japan

(Dated: August 4, 2020)

The *parity-transfer* (^{16}O , $^{16}\text{F}(0^-, \text{g.s.})$) reaction is presented as a new probe for investigating isovector 0^- states in nuclei. The properties of 0^- states provide a stringent test of the threshold density for pion condensation in nuclear matter. Utilizing a $0^+ \rightarrow 0^-$ transition in the projectile, the parity-transfer reaction transfers an internal parity to a target nucleus, resulting in a unique sensitivity to unnatural-parity states. Consequently, the selectivity for 0^- states is higher than in other reactions employed to date. The probe was applied to a study of the 0^- states in ^{12}B via the $^{12}\text{C}(^{16}\text{O}, ^{16}\text{F}(0^-, \text{g.s.}))$ reaction at 247 MeV/u. The excitation energy spectra were deduced by detecting the $^{15}\text{O} + p$ pair produced in the decay of the ^{16}F ejectile. A known 0^- state at $E_x = 9.3$ MeV was observed with an unprecedentedly high signal-to-noise ratio. The data also revealed new candidates of 0^- states at $E_x = 6.6 \pm 0.4$ and 14.8 ± 0.3 MeV. The results demonstrate the high efficiency of 0^- state detection by the parity-transfer reaction.

The pion is a main mediator of the nucleon-nucleon (NN) interaction [1]. Owing to its isovector ($T = 1$) pseudoscalar ($J^\pi = 0^-$) nature, the pion generates a strong tensor force in the NN interaction, which regulates the strong nuclear binding due to mixing of states with different angular momenta [2, 3], saturation in nuclear matter [4], and other nuclear phenomena. In recent years, many researchers have claimed that the tensor force manifests in structures of unstable nuclei [5–7], where it significantly modifies single-particle levels.

The attractive nature of the one-pion exchange interaction suggests a phase transition in nuclear matter known as pion condensation [8–10]. In the interiors of neutron stars such as 3C58, the pion condensed phase is expected to accelerate the cooling process [11–13]. Although pion condensation hardly occurs in normal nuclei, its precursor phenomena might be observed if nuclei are close to the critical point of the phase transition. A possible signature of the precursor phenomena is softening of the pion degree-of-freedom, which affects the nature of nuclear states having the same symmetry as the pion [14–19]. Of particular interest is the isovector 0^- state, which has the same quantum numbers as the pion and is purely sensitive to the nuclear interaction leading to pion condensation [17, 18]. The appearance of soft collective 0^- states in nuclei can be a direct evidence of the pion-condensation precursor, and their energy and strength provide a clear assessment of the critical density of pion condensation [14, 16].

Despite rousing intense scientific interest, experimental

information on 0^- states is limited because they are difficult to identify in experimental data. The difficulty originates from the small cross sections of 0^- states and their overlap with other spin-parity resonances. Spin-dipole (SD) 1^- and 2^- resonances especially hamper the finding of 0^- states, as they share the same orbital angular momentum ($L = 1$) [17]. This difficulty might be overcome by introducing polarization observables whose values depend on J^π . For example, in measurements of tensor analyzing powers in the $^{12}\text{C}(\vec{d}, ^2\text{He})$ reaction [20, 21] and polarization transfer observables in the $^{12}\text{C}(\vec{p}, \vec{n})$ reaction [22], 0^- states were found at $E_x \simeq 9$ MeV in a system with mass number $A = 12$. Recently, spin-parity decomposition of the SD strengths was performed in $^{208}\text{Pb}(\vec{p}, \vec{n})$ data [23]. However, the 0^- states remain difficult to separate and their experimental uncertainties are larger than those of the 1^- and 2^- states. To reliably identify 0^- states, a more selective tool is required.

We devise the *parity-transfer* (^{16}O , $^{16}\text{F}(0^-, \text{g.s.})$) reaction as a new experimental probe of 0^- states. This reaction utilizes the $0^+ \rightarrow 0^-$ transition in the projectile and transfers an internal parity to a target nucleus, resulting in a unique sensitivity to the transferred spin-parities (see Fig. 1). First, because of the parity conservation, this reaction selectively populates unnatural-parity states ($J^\pi = 0^-, 1^+, 2^-, \dots$), preventing spectral contamination by 1^- states. Second, as described below, the angular-distribution pattern of the reaction depends on the J^π of the final states, allowing a clear discrimination of the 0^- states from other states. Owing to these

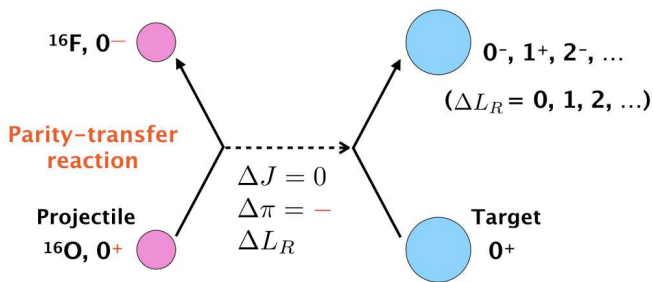


FIG. 1. Illustration of the parity-transfer reaction on an even-even target. Exploiting the $0^+ \rightarrow 0^-$ transition in the projectile, the parity-transfer reaction transfers an internal parity to the target nucleus. Because the angular momentum and parity are conserved, unnatural-parity states with $J^\pi = 0^-, 1^+, 2^-, \dots$ are populated with $\Delta L_R = 0, 1, 2, \dots$, respectively. Here ΔL_R is the orbital angular momentum transfer for the relative motion between the projectile and target systems.

properties, the parity-transfer reaction is a selective and efficient probe of 0^- states.

In this Letter, we report the first application results of the parity-transfer ($^{16}\text{O}, ^{16}\text{F}(0^-, \text{g.s.})$) reaction. We selected ^{12}C as the target because it generates a 0^- state at $E_x = 9.3$ MeV in ^{12}B [20, 21], providing a benchmark for confirming whether the parity-transfer reaction effectively probes the 0^- states in nuclei.

The experiment was performed at the RIKEN RI Beam Factory (RIBF) [24] using the SHARAQ spectrometer and a high-resolution beamline [25]. A primary ^{16}O beam was accelerated to 247 MeV/nucleon and transported to the target position. The beamline was dispersion-matched to the spectrometer [26, 27]. The active ^{12}C target was a 1 mm-thick plastic scintillation detector (equivalent ^{12}C target thickness = 103 mg/cm²). This detector was horizontally segmented to 16 plastic scintillators of area 5 mm^H × 30 mm^V. From the hit pattern of the segments, we determined the horizontal position of the beam on the target. The beam intensity was indirectly monitored by a plastic counter installed after the target outside the acceptance region of the SHARAQ spectrometer. The typical intensity was 8×10^6 particles per second (pps), the maximum intensity allowed by the radiation-safety regulations at the RIBF.

To measure the outgoing proton-unbound ^{16}F , the SHARAQ spectrometer was operated in “separated flow” mode [27]. The experimental setup and analysis procedure are detailed in Ref. [27]. In this mode, the outgoing $^{15}\text{O} + p$ pair produced in the ^{16}F decay was separated by the first dipole magnet and detected at two focal planes of the SHARAQ. The ^{15}O particle was detected with two low-pressure multi-wire drift chambers (LP-MWDCs) [28] and plastic scintillation counters at the final focal plane S2; meanwhile, the proton was detected

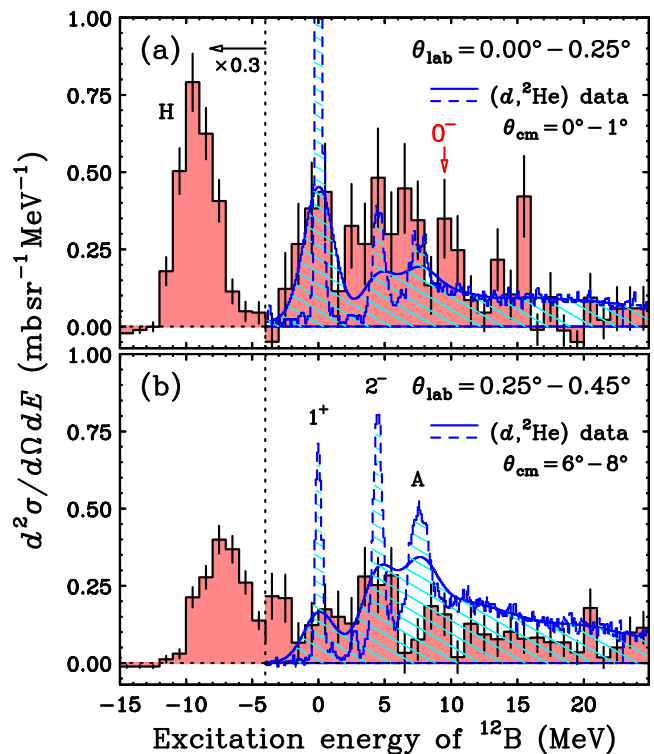


FIG. 2. Double differential cross sections of the $^{12}\text{C}(^{16}\text{O}, ^{16}\text{F}(0^-, \text{g.s.}))$ reaction at (a) $\theta_{\text{lab}} = 0^\circ - 0.25^\circ$ and (b) $\theta_{\text{lab}} = 0.25^\circ - 0.45^\circ$. Dashed curves are the experimental data of the $^{12}\text{C}(d, ^2\text{He})$ reaction at 270 MeV [29]. The $(d, ^2\text{He})$ spectra (solid curves) are smeared out to match the energy resolution of our data. See text for details.

with two MWDCs and plastic scintillation counters at focal plane S1, which locates at the low-momentum side downstream of the first dipole magnet. The spectrometer was fixed at 0° , and the reaction angle was ranged up to $\theta_{\text{lab}} \simeq 1^\circ$.

The scattering angles and momenta of the outgoing protons (^{15}O) at the target were reconstructed from the positions and angles measured at the S1 (S2) focal plane. The reconstruction was performed by ray-tracing. For $^{16}\text{F}(0^-, \text{g.s.})$ identification, the relative energy E_{rel} between the two particles was deduced. The E_{rel} resolution was 100 keV in full-width-at-half-maximum (FWHM), and the 0^- g.s. of ^{16}F ($E_{\text{rel}} = 535$ keV) was clearly separated from the excited states. The excitation energy E_x in ^{12}B was also determined from the momentum vectors of the particles. After correcting for the detection efficiency of the $^{15}\text{O} + p$ coincidence events in Monte Carlo simulations, the $(^{16}\text{O}, ^{16}\text{F}(0^-, \text{g.s.}))$ cross section was obtained. The detection efficiency (18.9%) was mainly limited by the angular acceptance range of the protons.

Panels (a) and (b) of Fig. 2 plot the double differential cross sections of the $^{12}\text{C}(^{16}\text{O}, ^{16}\text{F}(0^-, \text{g.s.}))$ reaction at $\theta_{\text{lab}} = 0^\circ - 0.25^\circ$ and $0.25^\circ - 0.45^\circ$, respectively. The E_x

resolution was 2.6 MeV in FWHM. Note that the events at $E_x \sim -10$ MeV were triggered by hydrogen in the target. To clarify the selectivity of the parity-transfer reaction, the present results were overlaid with the previous data of the $^{12}\text{C}(d, ^2\text{He})$ reaction at an incident energy of 270 MeV [29]. The spectra at $\theta_{\text{cm}} = 0^\circ - 1^\circ$ and $6^\circ - 8^\circ$ are presented as the dashed curves in Fig. 2(a) and (b), respectively. In both cases, the momentum transfers ($q \sim 0.3$ and 0.5 fm^{-1} in Fig. 2(a) and (b), respectively) were comparable to those of our data. The $(d, ^2\text{He})$ cross sections (plotted as solid curves) were smeared out to match our energy resolution. The $(d, ^2\text{He})$ spectra were arbitrarily normalized to the $(^{16}\text{O}, ^{16}\text{F}(0^-, \text{g.s.}))$ cross sections of 1^+ g.s..

Excitation of the 1^+ g.s. and the 2^- state at $E_x = 4.5$ MeV can be observed in both reaction data, but the structures at $E_x \gtrsim 6$ MeV largely differed between the data. The peak at $E_x = 7.5$ MeV (labeled ‘‘A’’ in Fig. 2(b)) is prominent in the $(d, ^2\text{He})$ data, but is barely observable in the $(^{16}\text{O}, ^{16}\text{F}(0^-, \text{g.s.}))$ data. This difference will be discussed later.

Another striking difference is seen at $E_x \sim 9$ MeV in Fig. 2(a); the clear enhancement in the $(^{16}\text{O}, ^{16}\text{F}(0^-, \text{g.s.}))$ data vanishes in the $(d, ^2\text{He})$ data. This enhancement is attributable to a known 0^- state at $E_x = 9.3$ MeV, which was found only with the help of tensor analyzing powers of the $(d, ^2\text{He})$ reaction [20], indicating the high selectivity of the present reaction for 0^- states. A similar enhancement at $E_x \sim 15$ MeV is a potential candidate of a new 0^- state.

For quantitative analysis, the cross sections of each state were extracted by Gaussian-fitting of the obtained spectra. The continuum background from quasi-free scattering events was estimated by the formula in Ref. [30], and the parameters were taken from Ref. [20]. The $^1\text{H}(^{16}\text{O}, ^{16}\text{F}(0^-, \text{g.s.}))$ background at $E_x < 0$ MeV was considered as a Gaussian peak with an exponential tail. Three known states with unnatural parity, namely, the 1^+ g.s., the 2^- state at $E_x = 4.5$ MeV, and the 0^- state at $E_x = 9.3$ MeV, were attributed to the discrete levels in ^{12}B . Two additional peaks appeared at $E_x = 6.6(4)$ and $14.8(3)$ MeV. For the peak widths in the fitting procedure, only the energy resolution of 2.6 MeV was considered assuming that the intrinsic widths were negligibly small. The peak positions and widths were fixed. Figure 3(a) shows the peak-fitting results of the spectrum at $\theta_{\text{lab}} = 0^\circ - 0.25^\circ$, and Fig. 3(b) shows the angular distributions of the obtained cross sections. The 0^- state at $E_x = 9.3$ MeV shows a forward-peaking angular distribution, which enhances the signal-to-noise ratio of this state at the most forward reaction angle. Note that the cross-section ratio of the 0^- and 1^+ g.s. in our reaction was as large as 0.6, whereas in the $(d, ^2\text{He})$ case, it is far smaller than 0.1 (e.g., see Fig. 1 in Ref. [20]). This result demonstrates the high efficiency of the parity-transfer reaction for investigating 0^- states.

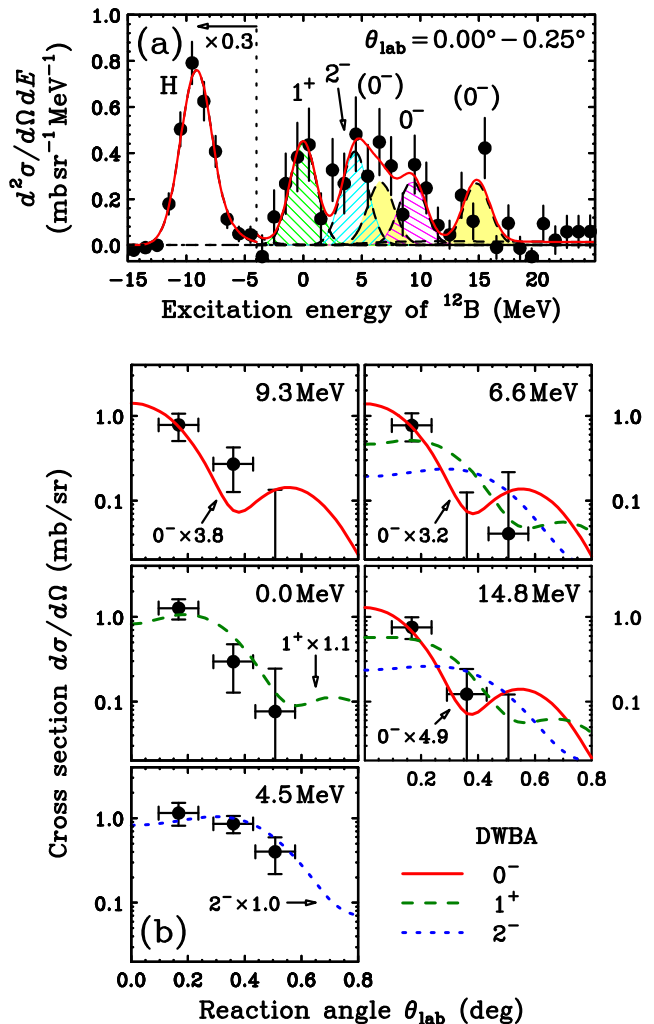


FIG. 3. (a) Peak-fitting result of the spectrum at $\theta_{\text{lab}} = 0^\circ - 0.25^\circ$. (b) Measured differential cross sections of the states at the indicated excitation energies. The solid, dashed, and dotted curves are the DWBA results of the 0^- , 1^+ , and 2^- states, respectively. The normalization factors of the DWBA cross sections are indicated.

For the data analysis, the angular distributions were calculated in the distorted-wave Born approximation (DWBA) by using the computer code FOLD/DWHI [31]. In this calculation, the Franey-Love NN interaction at 270 MeV [32] was double-folded over the transition densities of the projectile and target systems. We applied the one-body transition densities obtained from shell-model (SM) calculations employing the WBT interaction [33]. The potential parameters for distorted waves in the optical model were generated by double-folding the CEG07b G-matrix interaction [34].

The DWBA results of the 0^- , 1^+ , and 2^- states are shown in Fig. 3(b). These curves were convoluted with the experimental angular resolution (3 mrad in FWHM),

TABLE I. Differential cross sections of the observed 0^- states at the most forward reaction angle. For comparison, the right column gives the SD 0^- strengths in the SM calculation using the WBT interaction [33].

This work		SM calc. (WBT)		
$E_x(\text{MeV})$	$d\sigma/d\Omega$ (mb/sr)	J_i^π	$E_x(\text{MeV})$	$B(\text{SD}, 0^-)(\text{fm}^2)$
6.6 ± 0.4	0.77 ± 0.30	0_2^-	7.67	0.613
9.3	0.79 ± 0.28	0_4^-	10.10	0.863
14.8 ± 0.3	0.76 ± 0.23	0_6^-	12.99	0.286

and normalized to the experimental data. The DWBA calculations predicted spin-parity-dependent oscillatory patterns of the cross sections. The 0^- state exhibited a strong forward peaking, whereas the 1^+ and 2^- states showed a first maximum at finite angles. These patterns well reproduce the experimental data of the known states, the 0^- state at $E_x = 9.3$ MeV, the 1^+ g.s. and the 2^- state at $E_x = 4.5$ MeV. Thus, the spin parities of the excited states can be clearly determined from the oscillatory pattern of the angular distribution.

Utilizing the above-described unique feature of the angular distribution, we assigned the J^π values of states at $E_x = 6.6$ and 14.8 MeV (right panels of Fig. 3(b)). Here, we assumed the target form factors of the known states, but this simplification does not affect the following discussion because the shape of the angular distribution does not reflect the details of the configurations. This fact is attributable to the strongly absorbing nature of the reaction. The angular dependencies of the experimental data resembled that of the $E_x = 9.3$ MeV state, and were well-fitted to the theoretical curves of 0^- , indicating that these states are new 0^- states. Although the data were also reasonably fitted (within the error bars) to the theoretical curves of 1^+ , we discounted this possibility for the following reason. If these states are 1^+ , we expect prominent peaks in the (n, p) and $(d, {}^2\text{He})$ spectra, similar to those in the ground state. As these peaks are absent in the previous experiments, the states cannot be 1^+ states. Therefore, we can reasonably conclude that the states at $E_x = 6.6$ and 14.8 MeV are new candidates for 0^- states in ${}^{12}\text{B}$.

Table I summarizes the cross sections of the observed 0^- states at the most forward reaction angle, along with the SM-predicted SD 0^- strengths in ${}^{12}\text{B}$ [33, 35] for comparison. The SM predicted three strong 0^- strengths at $E_x = 7.67$, 10.10 , and 12.99 MeV, consistent with the distribution obtained in the present work. This agreement supports the existence of 0^- states at $E_x = 6.6$ and 14.8 MeV, consolidating that the parity-transfer reaction can efficiently probe 0^- states.

The present data might also resolve a long-standing controversy on the spin-parity of the bump structure at $E_x = 7.5$ MeV (labeled ‘‘A’’ in Fig. 2(b)). The Uppsala

and Los Alamos groups, who studied the cross section of the ${}^{12}\text{C}(n, p)$ reaction, attributed this bump mainly to $J^\pi = 1^-$ [35, 36]. Their result was supported by angular-distribution measurements of the decay neutrons from residual ${}^{12}\text{B}$ produced by the ${}^{12}\text{C}(d, {}^2\text{He})$ reaction, performed at RCNP [37]. However, tensor analyzing powers of the ${}^{12}\text{C}(\vec{d}, {}^2\text{He})$ reaction measured at RIKEN [20, 29] suggested a main component of $J^\pi = 2^-$. New polarization data from the high-resolution ${}^{12}\text{C}(\vec{d}, {}^2\text{He})$ reaction experiment at KVI [21] have refined the picture. The bump appears to comprise two components: a low-energy part with $J^\pi = 2^-$ and a high-energy part with $J^\pi = 1^-$. The inconsistency among the spin-parity assignments remains unsolved.

Our data showed no apparent structure at $E_x = 7.5$ MeV, indicating that the structures seen in the (n, p) and $(d, {}^2\text{He})$ reactions are dominated by 1^- states. This finding is expected, because the parity-transfer reaction does not excite the natural parity state. Furthermore, the candidate of the 0^- state at $E_x = 6.6$ MeV suggests why the tensor analyzing power data led to $J^\pi = 2^-$ assignments. The tensor analyzing power A_{zz} of the $(d, {}^2\text{He})$ reaction at 0° is -2 and $+1$ for $J^\pi = 0^-$ and 1^- , respectively, and is close to zero for $J^\pi = 2^-$. As the analyzing power data at RIKEN and KVI are close to zero, the authors assigned $J^\pi = 2^-$ to these states. Our data imply that the 7.5 -MeV structure comprises a strong 1^- state and a 0^- state. Assuming that the experimental observed $A_{zz} \sim 0$ arises from strong cancelation of the tensor analyzing powers of the 1^- ($A_{zz} = +1$) and 0^- ($A_{zz} = -2$) states, the experimental data can be explained consistently.

The worse statistics in the present measurements than in previous works can be attributed to the low intensity of the ${}^{16}\text{O}$ beam (8×10^6 pps). The intensity is limited by the radiation-safety regulations of RIBF, not by the experimental conditions. Thus, future experiments with a higher-intensity beam would more definitively conclude the new 0^- states in ${}^{12}\text{B}$, and might discover hidden 0^- states in other nuclei.

In summary, we demonstrated that the parity-transfer (${}^{16}\text{O}, {}^{16}\text{F}(0^-, \text{g.s.})$) reaction can efficiently probe isovector 0^- states. Here, we probed the 0^- states in ${}^{12}\text{B}$ via the ${}^{12}\text{C}({}^{16}\text{O}, {}^{16}\text{F}(0^-, \text{g.s.}))$ reaction at 247 MeV/u. Owing to the remarkable selectivity of this reaction, a known 0^- state at $E_x = 9.3$ MeV was observed with an unprecedentedly high signal-to-noise ratio. Furthermore, candidates of new 0^- states were found at $E_x = 6.6 \pm 0.4$ and 14.8 ± 0.3 MeV. Our data further imply that the bump structure at $E_x = 7.5$ MeV seen in the previous (n, p) and $(d, {}^2\text{He})$ data is dominated by 1^- states, but includes small 0^- components in its low-energy part. Based on this work, the present method can be extended to heavier nuclei hiding a number of unknown 0^- states. Discovery of these states would provide valuable information on pion condensation in nuclear matter.

We thank the accelerator staff at the RIKEN Nishina Center, and the CNS, the University of Tokyo, for providing us with the excellent beam. We also would like to thank Professor Toshio Suzuki for the helpful discussion. This work was supported by JSPS KAKENHI Grants No. 23840053, No. 14J09731, and No. 16K17683.

* dozono@cns.s.u-tokyo.ac.jp

† Present address: Department of Advanced Energy Engineering Science, Kyushu University, Kasuga, Fukuoka 816-8580, Japan

‡ Present address: Institut für Kernphysik Universität Darmstadt, D-64289 Darmstadt, Germany

§ Present address: Institute for Nuclear Research, Hungarian Academy of Sciences (MTA Atomki), P.O. Box 51, H-4001 Debrecen, Hungary

¶ Present address: Department of Physics and Astronomy, University of Tennessee, Knoxville, TN 37996, USA

** Present address: Department of Physics, Kyoto University, Sakyo, Kyoto 606-8224, Japan

- [1] H. Yukawa, Proc. Phys. Math. Soc. Jpn. **17**, 48 (1935).
- [2] E. Gerjuoy and J. Schwinger, Phys. Rev. **61**, 138 (1942).
- [3] S. C. Pieper and R. B. Wiringa, Annu. Rev. Nucl. Part. Sci. **51**, 53 (2001).
- [4] H. A. Bethe, Annu. Rev. Nucl. Sci. **21**, 93 (1971).
- [5] T. Otsuka, T. Suzuki, R. Fujimoto, H. Grawe, and Y. Akaishi, Phys. Rev. Lett. **95**, 232502 (2005).
- [6] H. Sagawa and G. Col, Prog. Part. Nucl. Phys. **76**, 76 (2014).
- [7] T. Otsuka, A. Gade, O. Sorlin, T. Suzuki, and Y. Utsuno, Rev. Mod. Phys. **92**, 015002 (2020).
- [8] A. B. Migdal, Zh. Eksp. Teor. Fiz. **61**, 2209 (1971) [Sov. Phys. JETP **34**, 1184 (1972)].
- [9] R. F. Sawyer, Phys. Rev. Lett. **29**, 382 (1972).
- [10] D. J. Scalapino, Phys. Rev. Lett. **29**, 386 (1972).
- [11] P. O. Slane, D. J. Helfand, and S. S. Murray, Astrophys. J. **571**, L45 (2002).
- [12] S. Tsuruta, M. A. Teter, T. Takatsuka, T. Tatsumi, and R. Tamagaki, Astrophys. J. **571**, L143 (2002).
- [13] D. Blaschke, H. Grigorian, D. N. Voskresensky, and F. Weber, Phys. Rev. C **85**, 022802(R) (2012).
- [14] S. A. Fayans, E. E. Saperstein, and S. V. Tolokonnikov, Journal of Physics G: Nuclear Physics **3**, L51 (1977).
- [15] A. B. Migdal, Rev. Mod. Phys. **50**, 107 (1978).
- [16] J. Meyer-Ter-Vehn, Phys. Rep. **74**, 323 (1981).
- [17] F. Osterfeld, Rev. Mod. Phys. **64**, 491 (1992).
- [18] M. Ichimura, H. Sakai, and T. Wakasa, Prog. Part. Nucl. Phys. **56**, 446 (2006).
- [19] E. Litvinova, Phys. Lett. B **755**, 138 (2016).
- [20] H. Okamura, T. Uesaka, K. Suda, H. Kumasaka, R. Suzuki, A. Tamii, N. Sakamoto, and H. Sakai, Phys. Rev. C **66**, 054602 (2002).
- [21] M. de Huu *et al.*, Phys. Lett. B **649**, 35 (2007).
- [22] M. Dozono *et al.*, J. Phys. Soc. Japan **77**, 014201 (2008).
- [23] T. Wakasa *et al.*, Phys. Rev. C **85**, 064606 (2012).
- [24] Y. Yano, Nucl. Instrum. Methods Phys. Res. Sect. B **261**, 1009 (2007).
- [25] T. Uesaka, S. Shimoura, and H. Sakai, Prog. Theor. Exp. Phys. **2012**, 03C007 (2012).
- [26] S. Michimasa *et al.*, Nucl. Instrum. Methods Phys. Res. Sect. B **317**, 305 (2013).
- [27] M. Dozono, T. Uesaka, S. Michimasa, M. Takaki, M. Kobayashi, M. Matsushita, S. Ota, H. Tokieda, and S. Shimoura, Nucl. Instrum. Methods Phys. Res. Sect. A **830**, 233 (2016).
- [28] H. Miya *et al.*, Nucl. Instrum. Methods Phys. Res. Sect. B **317**, 701 (2013).
- [29] H. Okamura *et al.*, Phys. Lett. B **345**, 1 (1995).
- [30] E. Erell, J. Alster, J. Lichtenstadt, M. A. Moinester, J. D. Bowman, M. D. Cooper, F. Irom, H. S. Matis, E. Piasetzky, and U. Sennhauser, Phys. Rev. C **34**, 1822 (1986).
- [31] J. Cook and J. A. Carr, computer program FOLD, Florida State University (unpublished); based on F. Petrovich and D. Stanley, Nucl. Phys. **A275**, 487, (1977); modified as described in J. Cook, K. W. Kemper, P. V. Drumm, L. K. Fifield, M. A. C. Hotchkis, T. R. Ophel, and C. L. Woods, Phys. Rev. C **30**, 1538 (1984); R. G. T. Zegers, S. Fracasso, and G. Colò, (unpublished).
- [32] M. A. Franey and W. G. Love, Phys. Rev. C **31**, 488 (1985).
- [33] E. K. Warburton and B. A. Brown, Phys. Rev. C **46**, 923 (1992).
- [34] T. Furumoto, Y. Sakuragi, and Y. Yamamoto, Phys. Rev. C **82**, 044612 (2010).
- [35] N. Olsson *et al.*, Nucl. Phys. **A559**, 368 (1993).
- [36] X. Yang, L. Wang, J. Rapaport, C. D. Goodman, C. Foster, Y. Wang, *et al.*, Phys. Rev. C **48**, 1158 (1993).
- [37] T. Inomata, H. Akimune, I. Daito, H. Ejiri, H. Fujimura, Y. Fujita, *et al.*, Phys. Rev. C **57**, 3153 (1998).