

HEEGAARD GENUS, DEGREE-ONE MAPS, AND AMALGAMATION OF 3-MANIFOLDS

TAO LI

ABSTRACT. Let $M = \mathcal{W} \cup_{\mathcal{T}} \mathcal{V}$ be an amalgamation of two compact 3-manifolds along a torus, where \mathcal{W} is the exterior of a knot in a homology sphere. Let N be the manifold obtained by replacing \mathcal{W} with a solid torus such that the boundary of a Seifert surface in \mathcal{W} is a meridian of the solid torus. This means that there is a degree-one map $f: M \rightarrow N$, pinching \mathcal{W} into a solid torus while fixing \mathcal{V} . We prove that $g(M) \geq g(N)$, where $g(M)$ denotes the Heegaard genus. An immediate corollary is that the tunnel number of a satellite knot cannot be smaller than the tunnel number of its pattern knot.

1. INTRODUCTION

Degree-one maps are fundamental objects in topology. For 3-manifolds, such maps have close relations with the geometrization of 3-manifolds as well as many topological properties, e.g. see [2, 7, 14, 20, 22]. It has been known for a long time that maps of nonzero degree between surfaces are standard [4]. However, many important questions remain open for maps between 3-manifolds. One of the most fundamental questions on degree-one maps between 3-manifolds is the relation between their Heegaard genera.

Conjecture 1.1. *Let M and N be closed orientable 3-manifolds and suppose there is a degree-one map $f: M \rightarrow N$. Then $g(M) \geq g(N)$, where $g(M)$ is the Heegaard genus of M .*

Conjecture 1.1 is an old and difficult question in 3-manifold topology. It implies the Poincaré Conjecture: If a closed 3-manifold N is homotopy equivalent to S^3 , since a homotopy equivalence is a degree-one map, Conjecture 1.1 implies that $0 = g(S^3) \geq g(N)$ and N must be S^3 .

There is a general strategy of proving Conjecture 1.1 dated back to Haken and Waldhausen. Suppose that $f: M \rightarrow N$ is a degree-one map. Let $N = \mathcal{W}_N \cup \mathcal{V}_N$ be a minimal genus Heegaard splitting of N , where \mathcal{W}_N and \mathcal{V}_N are genus- g handlebodies. Let $\mathcal{V} = f^{-1}(\mathcal{V}_N)$ and $\mathcal{W} = f^{-1}(\mathcal{W}_N)$. By a theorem of Haken [6] and Waldhausen [21] (also see [15]), after some homotopy on the degree-one map f , we may assume that $f|_{\mathcal{V}}: \mathcal{V} \rightarrow \mathcal{V}_N$ is a homeomorphism. So we have $M = \mathcal{W} \cup \mathcal{V}$, where $\partial\mathcal{W} = \partial\mathcal{V} = \mathcal{W} \cap \mathcal{V}$, \mathcal{V} is a genus- g handlebody, and $f|_{\mathcal{V}}$ is a homeomorphism.

Consider \mathcal{W} , \mathcal{W}_N and the map $f|_{\mathcal{W}}: \mathcal{W} \rightarrow \mathcal{W}_N$. Let $\mathcal{T} = \partial\mathcal{W} = \partial\mathcal{V}$. For any compressing disk D in the handlebody \mathcal{W}_N , after some homotopy on $f|_{\mathcal{W}}$, we may assume that $f^{-1}(D)$ is an incompressible surface in \mathcal{W} . Thus there is a collection of g non-separating simple closed curves $\gamma_1, \dots, \gamma_g$ in \mathcal{T} , such that

- (1) $\mathcal{T} - \cup_{i=1}^g \gamma_i$ is connected and
- (2) each γ_i is the boundary of an incompressible surface in \mathcal{W} and these incompressible surfaces are disjoint.

Partially supported by an NSF grant.

Note that, given any 3-manifold \mathcal{W} with connected genus- g boundary, if \mathcal{W} satisfies these two conditions, one can always construct a degree-one map $f: \mathcal{W} \rightarrow \mathcal{W}_N$ by pinching each incompressible surface into a disk and pinching the complement of the incompressible surfaces into a 3-ball. So we can formulate the question in Conjecture 1.1 as a question about surgery.

Conjecture 1.2. *Suppose $M = \mathcal{W} \cup_{\mathcal{T}} \mathcal{V}$ with $\mathcal{T} = \partial\mathcal{W} = \partial\mathcal{V} = \mathcal{W} \cap \mathcal{V}$ a genus- g surface. Suppose \mathcal{W} satisfies the two conditions above. Let N be the closed 3-manifold obtained by replacing \mathcal{W} with a genus- g handlebody H such that each γ_i in the conditions above bounds a disk in H . Then $g(M) \geq g(N)$.*

Let M and N be the 3-manifolds in Conjecture 1.2. There is a degree-one map $f: M \rightarrow N$ pinching \mathcal{W} into a handlebody while fixing \mathcal{V} . Thus Conjecture 1.2 follows from Conjecture 1.1. Conversely, if Conjecture 1.2 holds, then by the theorem of Haken [6] and Waldhausen [21] explained earlier, Conjecture 1.1 holds. So the two conjectures are equivalent and a key to understanding a degree-one map between two closed 3-manifolds is the pinching map $f: \mathcal{W} \rightarrow \mathcal{W}_N$ which pinches \mathcal{W} into a handlebody.

In this paper, we study the genus one case, i.e. the case that \mathcal{T} is a torus. Let \mathcal{W} be the exterior of a knot in a homology sphere. The Seifert surface of the knot gives a non-separating surface in \mathcal{W} . Hence \mathcal{W} satisfies the two conditions above. We prove that Conjecture 1.2 holds if \mathcal{W} be a knot exterior in a homology sphere.

Theorem 1.3. *Let $M = \mathcal{W} \cup_{\mathcal{T}} \mathcal{V}$, where \mathcal{W} is the exterior of a knot in a homology sphere and \mathcal{T} is a torus. Let $N = \widehat{\mathcal{T}} \cup_{\mathcal{T}} \mathcal{V}$ be the manifold obtained by replacing \mathcal{W} with a solid torus such that the boundary of a Seifert surface in \mathcal{W} is a meridian of the solid torus. Then $g(M) \geq g(N)$.*

As mentioned above, the degree-one map $f: \mathcal{W} \rightarrow \widehat{\mathcal{T}}$ from \mathcal{W} to a solid torus $\widehat{\mathcal{T}}$ extends to a degree-one map from M to N . Thus Theorem 1.3 gives some evidence for Conjectures 1.1 and 1.2. Moreover, Theorem 1.3 has some interesting corollaries on the tunnel numbers of satellite knots. Let k be a satellite knot in S^3 . So there is a knotted solid torus $V \subset S^3$ such that k is a nontrivial knot in V . The core curve of the solid torus V is the companion knot for k . If we re-embed V into an unknotted solid torus in S^3 , then the image of $k \subset V$ becomes a knot k' in S^3 and k' is called the pattern knot for k . Note that we can view $\mathcal{W} = S^3 \setminus \text{int}(V)$ as a knot exterior. If we pinch $S^3 \setminus \text{int}(V)$ into a solid torus, then the resulting manifold is still S^3 and k becomes the pattern knot k' after the pinching operation. Thus the following is an immediate corollary of Theorem 1.3.

Corollary 1.4. *The tunnel number of a satellite knot is larger than or equal to the tunnel number of its pattern knot.*

If $k = k_1 \# k_2$ is a connected sum of two knots, then a swallow-follow torus is an essential torus in $S^3 \setminus N(k)$. So we may view k as a satellite knot with k_1 as its companion and k_2 its pattern knot. Thus Corollary 1.4 implies the following theorem of Schirmer [18].

Corollary 1.5 ([18]). *Let k_1 and k_2 be knots in S^3 , then $t(k_1 \# k_2) \geq \max\{t(k_1), t(k_2)\}$, where $t(k)$ denotes the tunnel number of a knot k .*

By a theorem in [13], there are knots k_1 and k_2 with $t(k_1 \# k_2) = t(k_1)$, so the inequalities in Corollary 1.4 and Corollary 1.5 are sharp.

Acknowledgments. I would like to thank Trent Schirmer for helpful conversations. Some of the arguments in this paper are repackaging of arguments in [18]. I would also like to thank the referees for many suggestions for improving the exposition of the paper.

2. GENERALIZED HEEGAARD SPLITTINGS

Notation. For any topological space X , we use \overline{X} , $\text{int}(X)$, $|X|$, and $N(X)$ to denote the closure, interior, number of components, and a small neighborhood of X respectively. If X is a surface, $g(X)$ denotes the genus of X , and if X is a 3-manifold, $g(X)$ denotes the Heegaard genus of X . Moreover, the genus of a disconnected surface is defined to be the sum of the genera of its components. Throughout the paper, we use I to denote the unit interval $[0, 1]$.

Since Heegaard genus is additive under connected sum [5], we only need to consider the case that \mathcal{W} and \mathcal{V} in Theorem 1.3 are irreducible. If \mathcal{W} or \mathcal{V} is a solid torus, then Theorem 1.3 holds trivially. So we suppose neither \mathcal{W} nor \mathcal{V} is a solid torus. As \mathcal{W} and \mathcal{V} are irreducible, this means that the torus \mathcal{T} is incompressible, which implies that M is also irreducible.

A Heegaard splitting $M = H_1 \cup H_2$ can be viewed as a handle decomposition of M where H_1 is the union of 0- and 1-handles and H_2 is the union of 2- and 3-handles. Scharlemann and Thompson [17] observed that one can rearrange these handles and obtain a sequence of nice surfaces. This process is called untelescoping. These surfaces give rise to a decomposition of M into a collection of submanifolds $\mathcal{N}_0, \dots, \mathcal{N}_m$ along surfaces $\mathcal{F}_1, \dots, \mathcal{F}_m$, where \mathcal{F}_i may not be connected. Each \mathcal{N}_i has a Heegaard surface \mathcal{P}_i that decomposes \mathcal{N}_i into two compression bodies \mathcal{A}_i and \mathcal{B}_i , see Figure 2.1 for a schematic picture.

The 1-handles of H_1 are rearranged as the 1-handles of the \mathcal{A}_i 's and the 2-handles of H_2 are rearranged as the 2-handles of the \mathcal{B}_i 's. This decomposition is called a **generalized Heegaard splitting**. Note that the Heegaard splittings of the \mathcal{N}_i 's can be amalgamated along the \mathcal{F}_i 's into the original Heegaard splitting $M = H_1 \cup H_2$, see [19]. The genus of the generalized Heegaard splitting is defined to be the genus of splitting $M = H_1 \cup H_2$.

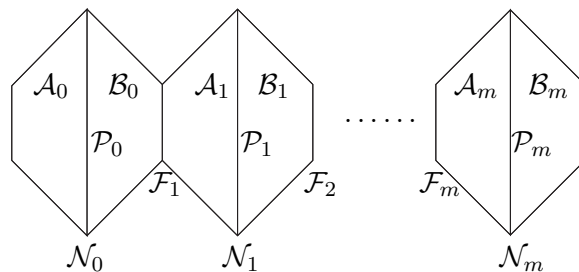


FIGURE 2.1. The diagram of a generalized Heegaard splitting

Scharlemann and Thompson [17] proved that if the Heegaard splitting $M = H_1 \cup H_2$ is unstabilized, then one can rearrange the handles so that each \mathcal{F}_i is incompressible in M and each \mathcal{P}_i is a strongly irreducible Heegaard surface of \mathcal{N}_i . See [3, 8, 10, 11] for the definition and some properties of strongly irreducible Heegaard splittings.

Suppose $M = H_1 \cup H_2$ is a minimal genus Heegaard splitting of M . By [17], we may assume each \mathcal{F}_i is incompressible and each \mathcal{P}_i is strongly irreducible. Let Σ be the union of all the surfaces \mathcal{F}_i 's and \mathcal{P}_i 's in the untelescoping. Suppose $M = \mathcal{W} \cup_{\mathcal{T}} \mathcal{V}$ and \mathcal{T} is an incompressible torus. A theorem of Bachman-Schleimer-Sedgwick [1, Lemma 3.3 and Remark 3.4] (also see [11, 12]) says that one can isotope Σ to intersect \mathcal{T} nicely.

Lemma 2.1 (Bachman-Schleimer-Sedgwick [1]). *Let $M = \mathcal{W} \cup_{\mathcal{T}} \mathcal{V}$ and suppose \mathcal{T} is an incompressible torus. Let Σ be the a collection of incompressible and strongly irreducible surfaces in the decomposition above. Then Σ can be isotoped so that either*

- (1) \mathcal{T} is a component of some \mathcal{F}_i , or

- (2) Σ transversely intersects \mathcal{T} , and each component of $\Sigma \cap \mathcal{W}$ and $\Sigma \cap \mathcal{V}$ is an essential or a strongly irreducible surface in \mathcal{W} and \mathcal{V} respectively.

Remark 2.2. If \mathcal{T} is a component of Σ , then the minimal genus Heegaard splitting of M is an amalgamation of Heegaard splittings of \mathcal{W} and \mathcal{V} , see [19]. In particular, $g(M) = g(\mathcal{W}) + g(\mathcal{V}) - g(\mathcal{T}) = g(\mathcal{W}) + g(\mathcal{V}) - 1 \geq g(\mathcal{V})$, see [9, 11, 12]. Since $N = \widehat{\mathcal{T}} \cup_{\mathcal{T}} \mathcal{V}$ is obtained by a Dehn filling on \mathcal{V} , we have $g(\mathcal{V}) \geq g(N)$. Hence $g(M) \geq g(N)$ and Theorem 1.3 holds. Thus, to prove Theorem 1.3, we only need to consider the case that Σ transversely intersects \mathcal{T} , i.e. the second conclusion of Lemma 2.1.

The general strategy for the proof of Theorem 1.3 is to build a sequence of surfaces in the solid torus $\widehat{\mathcal{T}}$ according to $\Sigma \cap \mathcal{W}$, such that these surfaces merge with $\Sigma \cap \mathcal{V}$ and yield a generalized Heegaard splitting of N with the same genus.

By Lemma 2.1 and Remark 2.2, we may assume that the intersection of the torus \mathcal{T} with each compression body in the generalized Heegaard splitting consists of a collection of incompressible annuli. These annuli divide each compression body into submanifolds with certain properties. We describe these properties in the next section.

3. MARKED HANDLEBODIES AND RELATIVE COMPRESSION BODIES

Let Σ be the collection of surfaces in Lemma 2.1. Our goal is to construct a collection of surfaces in the solid torus $\widehat{\mathcal{T}}$ so that these surfaces merge with $\Sigma \cap \mathcal{V}$ into a generalized Heegaard surface of $N = \widehat{\mathcal{T}} \cup_{\mathcal{T}} \mathcal{V}$. These surfaces in the solid torus $\widehat{\mathcal{T}}$ are mostly constructed by connecting ∂ -parallel annuli using trivial tubes. We first describe such surfaces and the submanifolds bounded by these surfaces.

Before we proceed, we describe an operation on surfaces that we use many times throughout the paper. Let S_1 and S_2 be two surfaces in a 3-manifold and let α be an arc connecting S_1 to S_2 . Let $H = D^2 \times I$ be a 1-handle along α with $\alpha = \{x\} \times I$, and suppose $H \cap (S_1 \cup S_2) = D^2 \times \partial I$. Let S' be the surface obtained by first removing the two disks $H \cap (S_1 \cup S_2)$ from S_1 and S_2 and then connecting the resulting surfaces by the annulus $(\partial D^2) \times I$. If $S_1 \neq S_2$, we say that S' is obtained by connecting S_1 and S_2 via a tube along α (topologically $S' \cong S_1 \# S_2$). If $S_1 = S_2$ and α is a trivial arc (i.e. parallel to an arc in S_1), then we say that S' is obtained by adding a trivial tube.

Marked handlebodies:

We call a genus- g handlebody X a **marked handlebody** if ∂X contains m ($m \leq g$) disjoint essential annuli A_1, \dots, A_m and X contains m disjoint compressing disks τ_1, \dots, τ_m such that (1) $\tau_i \cap A_j = \emptyset$ if $i \neq j$, and (2) $\tau_i \cap A_i$ is a single essential arc of A_i for each i . See Figure 3.1(a) for a picture. These annuli A_i are called marked annuli in ∂X .

By connecting two parallel copies of τ_i via a band around A_i , we can construct a separating compressing disk in X which cuts off a solid torus T_i with $A_i \subset \partial T_i$, see Figure 3.2 for a picture. So we can give an equivalent but slightly different description of X : Start with a collection of solid tori T_1, \dots, T_m and suppose $T_i = \tau_i \times S^1$, where τ_i is a bigon disk. Let a_i and a'_i be the two boundary edges of the bigon τ_i , and let $A_i = a_i \times S^1$ and $A'_i = a'_i \times S^1$ be the pair of annuli in $\partial T_i = \partial \tau_i \times S^1$. Let B be a 3-ball. We first connect each T_i to B using a 1-handle H_i ($i = 1, \dots, m$) and require that each 1-handle H_i ($i = 1, \dots, m$) is attached to the annulus A'_i . Then we add p 1-handles ($p = g - m$) H'_1, \dots, H'_p to B . The resulting handlebody is X , and the set of annuli A_1, \dots, A_m are our marked annuli on ∂X . We call B in this construction the *central 3-ball* of X .

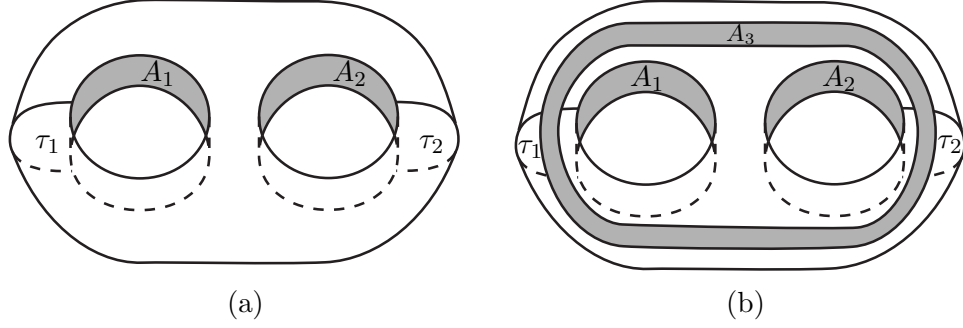


FIGURE 3.1. Examples of a marked handlebody and a relative compression body

The boundary of X has two parts: (1) the vertical boundary $\partial_v X = \bigcup_{i=1}^m A_i$ and (2) the horizontal boundary $\partial_h X = \overline{\partial X} \setminus \partial_v X$.

To put this in a broader context, one should view X as a submanifold of the solid torus $\widehat{\mathcal{T}}$, $\partial_h X$ as a surface properly embedded in $\widehat{\mathcal{T}}$, and $\partial_v X$ as a collection of annuli in the torus \mathcal{T} .

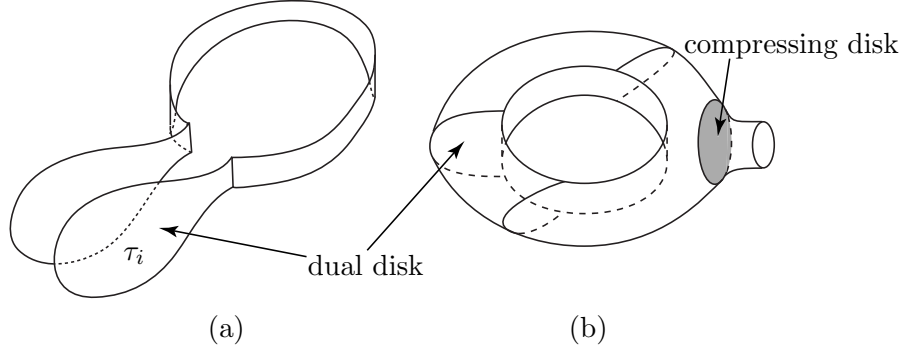


FIGURE 3.2. Obtain a separating compressing disk using two copies of a disk

Next, we construct more surfaces in a marked handlebody X .

Cross-section disks, suspension surfaces, and standard surfaces:

Let X be a marked handlebody with $T_i = \tau_i \times S^1$, A_i , A'_i , B and H_i ($i = 1, \dots, m$) as above. A **cross-section disk** is a properly embedded disk in X that cuts through each H_i and each T_i , as shown in Figure 3.3(a). More precisely, a cross-section disk can be described as follows: we view the central 3-ball B in the construction as a product $D \times I$, where D is a disk, and view each 1-handle H_i as a product $\Delta_i \times I$ with $\Delta_i \times \{0\} \subset A'_i \subset \partial T_i$ and $\Delta_i \times \{1\} \subset (\partial D) \times I \subset \partial B$. First take a disk $E_0 = D \times \{t\} \subset D \times I = B$ and suppose ∂E_0 intersects each $\Delta_i \times \{1\}$ in a single arc $\delta_i \times \{1\}$, where δ_i is an arc in Δ_i . Let E_1 be the union of E_0 and all the quadrilateral disks $\delta_i \times I$ in H_i ($i = 1, \dots, m$). In each solid torus $T_i = \tau_i \times S^1$, we take a meridional disk $\tau_i \times \{x\}$ and we suppose the intersection of the meridional disk $\tau_i \times \{x\}$ with the 1-handle H_i is the arc $\delta_i \times \{0\}$. Let E be the union of E_1 and all the disks $\tau_i \times \{x\}$ ($i = 1, \dots, m$). So E is a disk properly embedded in X and we call E a cross-section disk of X , see the shaded region in Figure 3.3(a) for a picture.

A cross-section disk E has 3 parts: (1) $E_0 = D \times \{t\}$ in the central 3-ball B , (2) the rectangles $\delta_i \times I$ in the 1-handles H_i and (3) the bigons $\tau_i \times \{x\}$, $i = 1, \dots, m$. Note that

by choosing $E_0 = D \times \{t\}$ using different $t \in I$, we can construct a collection of parallel cross-section disks.

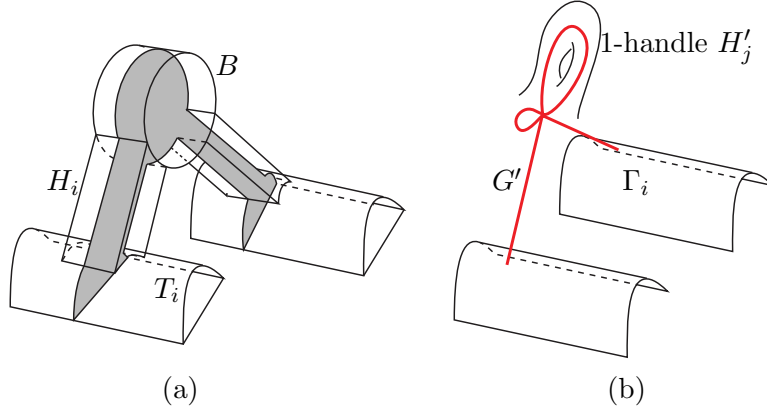


FIGURE 3.3. Cross-section disk and the construction of a standard surface

Next, we use the cross-section disk E to describe a type of properly embedded planar surfaces in X which we call suspension surfaces. Let $\Gamma_1, \dots, \Gamma_k$ be a collection of ∂ -parallel annuli in X with each $\partial\Gamma_i \subset \partial_v X$. Let $\widehat{\Gamma}_i$ be the solid torus bounded by Γ_i and the subannulus of $\partial_v X$ between the two curves of $\partial\Gamma_i$. We say that these annuli $\Gamma_1, \dots, \Gamma_k$ are *non-nested* if these solid tori $\widehat{\Gamma}_1, \dots, \widehat{\Gamma}_k$ are non-nested/disjoint. Suppose these ∂ -parallel annuli $\Gamma_1, \dots, \Gamma_k$ are non-nested. Let E be a cross-section disk described above. We may assume $E \cap \widehat{\Gamma}_i$ is a meridional disk of the solid torus $\widehat{\Gamma}_i$. Let O be a point in the subdisk $E_0 = D \times \{t\}$ of the cross-section disk E and let S be a 2-sphere around O . A **suspension surface** (over $\Gamma_1, \dots, \Gamma_k$ and based at the cross-section disk E) is the surface obtained by connecting each annulus Γ_i to S via a small tube along an arc in the cross-section disk. We will call S the **central sphere** of the suspension surface. Alternatively, we can first connect each disk $E \cap \widehat{\Gamma}_i$ to O using an arc in the cross-section disk E and let G be the union of these arcs. Let N_Γ be a small neighborhood of $G \cup (\bigcup_{i=1}^k \widehat{\Gamma}_i)$. So N_Γ is a marked handlebody whose marked annuli are the subannuli of $\partial_v X$ bounded by $\partial\Gamma_1, \dots, \partial\Gamma_k$. The frontier surface of N_Γ in X is a suspension surface over $\Gamma_1, \dots, \Gamma_k$. In particular, a suspension surface is a planar surface properly embedded in X with boundary in $\partial_v X$. Moreover, we call N_Γ the marked handlebody bounded by the suspension surface. Note that topologically $X \setminus N_\Gamma$ is also a handlebody.

Recall that the marked handlebody X in the definition has p extra 1-handles H'_1, \dots, H'_p attached to the central 3-ball B , which makes $\partial_h X$ a genus- p surface. Let F be a suspension surface constructed above. By the construction, F is a planar surface. Next, we add some tubes to F and change F into a nonplanar surface. Each tube is either a trivial tube or a tube going through some 1-handle H'_j and we require that each 1-handle H'_j contains at most one tube. First, view the genus- p handlebody $(\bigcup_{i=1}^p H'_i) \cup B$ as a product $P \times I$, where P is the planar surface obtained by adding p 2-dimensional 1-handles to the disk D . Then extend the cross-section disk E to a planar surface E' by extending $E_0 = D \times \{t\}$ to $P \times \{t\}$. Now extend the graph $G \subset E$ (in the construction above) to a graph $G' \subset E'$ by first adding a collection of trivial loops to the point O in $E_0 = D \times \{t\}$ and then adding q loops ($q \leq p$) in $P \times \{t\}$ going through the 1-handles H'_1, \dots, H'_p , such that each H'_j contains at most one arc, see Figure 3.3(b) for a picture. Let N'_Γ be a small neighborhood of $G' \cup (\bigcup_{i=1}^k \widehat{\Gamma}_i)$. Clearly,

N'_Γ is a marked handlebody. We call the frontier surface of N'_Γ in X a **standard surface** in X and call N'_Γ the marked handlebody bounded by the standard surface. Note that $X \setminus N'_\Gamma$ is also a topological handlebody.

Relative compression bodies:

The collection of surfaces Σ in Lemma 2.1 divide $M = \mathcal{W} \cup_{\mathcal{T}} \mathcal{V}$ into a collection of compression bodies. The intersection of the torus \mathcal{T} with each compression body is a collection of annuli and these annuli divide each compression body into a collection of submanifolds. These submanifolds have similar properties to compression bodies, plus some additional structures.

A compression body is a manifold obtained by adding 2- and 3-handles on the same side of $F \times I$, where F is a closed and orientable surface. Next, we allow the surface F to have boundary and add some additional structures.

Definition 3.1. Let F be a compact connected and orientable surface. Let X be the 3-manifold obtained by adding 2- and 3-handles to $F \times I$ along $F \times \{0\}$. Denote $(\partial F) \times I$ by $\partial_v^0 X$. There are two sets of disjoint annuli in $F \times \{1\}$, denoted by $\partial_v^+ X$ and $\partial_v^- X$ (it is possible that $\partial_v^\pm X = \emptyset$), with the following properties:

- (1) For each annulus A in $\partial_v^- X$, there is a compressing disk D_A such that $\partial D_A \subset F \times \{1\}$, $A \cap \partial D_A$ in a single essential arc in A , and ∂D_A does not intersect any other annulus in $\partial_v^- X$. We call D_A a **dual disk** of A .
- (2) Each annulus A in $\partial_v^\pm X$ is assigned a numerical order, denoted by $o(A)$. A dual disk D_A of an annulus A in $\partial_v^- X$ may intersect annuli in $\partial_v^+ X$ but it intersects only annuli with order smaller than $o(A)$.

We call the manifold X described above a **relative compression body**. Let $\partial_v X = \partial_v^0 X \cup \partial_v^+ X \cup \partial_v^- X$ and we call $\partial_v X$ the **vertical boundary** of X . Let $\partial_h^+ X$ be the closure of $F \times \{1\} \setminus (\partial_v^+ X \cup \partial_v^- X)$ and let $\partial_h^- X$ be the closure of $\partial X \setminus (F \times \{1\} \cup \partial_v^0 X)$. Denote $\partial_h X = \partial_h^+ X \cup \partial_h^- X$. We call $\partial_h X$ the **horizontal boundary** of X . Clearly $\partial X = \partial_h X \cup \partial_v X$. Denote $\partial^+ X = \partial_h^+ X \cup \partial_v^+ X$ and call $\partial^+ X$ the **positive boundary** of X . Similarly, denote $\partial^- X = \partial_h^- X \cup \partial_v^- X$ and call $\partial^- X$ the **negative boundary** of X . Thus $\partial X = \partial^+ X \cup \partial^- X \cup \partial_v^0 X$.

Figure 3.1(b) is a picture of a relative compression body, where A_1 and A_2 are annuli in $\partial_v^- X$, τ_i is the dual disk of A_i ($i = 1, 2$), A_3 is an annulus in $\partial_v^+ X$, and $o(A_3) < o(A_i)$ for both $i = 1, 2$. In Figure 3.1(b), $\partial_v^0 X = \emptyset$ and $\partial_h^- X = \emptyset$.

To put this in a broader context, one should think of $\partial_h X$ as $\Sigma \cap \mathcal{W}$, where Σ and \mathcal{W} are as in Lemma 2.1, and view $\partial_v X$ as annuli in the torus \mathcal{T} . Moreover, one should view $\partial_h^+ X$ and $\partial_h^- X$ as subsurfaces of the plus and minus boundary of a compression body determined by Σ .

Remark 3.2. Below are some basic properties of a relative compression body. These properties are similar to the properties of a compression body.

- (1) Let Δ be a compressing disk for $\partial_h^+ X$. By cutting and pasting, we can construct a set of dual disks for annuli in $\partial_v^- X$ that are disjoint from Δ . This means that if we compress X along Δ , the resulting manifold is still a relative compression body.
- (2) Although we do not require all the dual disks to be disjoint in Definition 3.1, similar to Property (1), we can perform cutting and pasting on the dual disks and obtain a set of disjoint dual disks for the annuli in $\partial_v^- X$.

- (3) In Definition 3.1, each annulus A in $\partial_v^- X$ has a dual disk D_A . As shown in Figure 3.2(a), by connecting two parallel copies of D_A using a band around A , we get a compressing disk D of X with $\partial D \subset \partial^+ X$, such that D cuts off a collar neighborhood of A in X , see the shaded disk of Figure 3.2(b) for a picture of D . Thus, similar to a compression body, if we maximally compress the positive boundary $\partial^+ X$, the resulting manifold is a product neighborhood of the negative boundary $\partial^- X = \partial_h^- X \cup \partial_v^- X$.
- (4) As a converse to Property (3), there is a core graph G properly embedded in X connecting all the components of $\partial^- X$ (similar to a core graph of a handlebody or compression body), such that $X \setminus N(G)$ is a product neighborhood of $\partial^+ X$. Moreover, for any nontrivial subgraph G' of a core graph, $X \setminus N(G')$ is a relative compression body.
- (5) If we add a 1-handle to $\partial_h^+ X$ or add a 2-handle to $\partial_h^- X$, the resulting manifold is still a relative compression body. Moreover, if we add a 2-handle along any component of $\partial_v^- X$, the resulting manifold is still a relative compression body.
- (6) Let A be a component of $\partial_v^0 X$. If one adds a 2-handle to X along A , then the resulting manifold is still a relative compression body. Conversely, since maximally compressing $\partial^+ X$ results in a product neighborhood of $\partial^- X$, for each component of $\partial_h^- X$, there is a vertical arc β (of the product structure above) connecting this component of $\partial_h^- X$ to $\partial_h^+ X$, such that $X \setminus N(\beta)$ is a relative compression body and the annulus around β is a component of $\partial_v^0(X \setminus N(\beta))$.
- (7) Let γ be a properly embedded ∂ -parallel arc in X . Suppose $\partial\gamma \subset \partial_h^+ X$ and γ is parallel to an arc β in $\partial^+ X$. So $\gamma \cup \beta$ bounds a disk. Let $\mathcal{N}(\gamma) = \Delta \times I$ be a tubular neighborhood of γ in X and denote $A_\gamma = (\partial\Delta) \times I$. Then the closure of $X \setminus \mathcal{N}(\gamma)$ is a relative compression body, if we set A_γ as a component of $\partial_v^-(X \setminus \mathcal{N}(\gamma))$ and assign A_γ an order higher than the order of any other annulus (the disk bounded by $\gamma \cup \beta$ determines a dual disk for A_γ).

Lemma 3.3. *Let X be a marked handlebody. Assign a plus sign to $\partial_h X$ and an arbitrary \pm -sign to each annulus in $\partial_v X$. Assign an arbitrary order to each annulus in $\partial_v X$. Then X is a relative compression body.*

Proof. Let A_1, \dots, A_m be the components of $\partial_v X$. In our definition, X contains a collection of compressing disks τ_1, \dots, τ_m such that $\tau_i \cap A_j = \emptyset$ if $i \neq j$, and $\tau_i \cap A_i$ is an essential arc of A_i . If A_i has a minus sign, then τ_i is a dual disk disjoint from all other annuli in $\partial_v X$. In particular, τ_i is a dual disk for A_i no matter what orders these annuli have. Hence X is a relative compression body. \square

Lemma 3.4. *For any relative compression body X , $\partial^+ X$ is connected.*

Proof. In Definition 3.1, $\partial^+ X$ is the closure of $F \times \{1\} \setminus \partial_v^- X$ and the surface F is connected. The existence of the dual disks for each annulus in $\partial_v^- X$ implies that $\partial_v^- X$ is non-separating in $F \times \{1\}$. Thus $\partial^+ X$ is connected. \square

Definition 3.5. Let X_1, \dots, X_n be a collection of relative compression bodies. Suppose that we can glue X_1, \dots, X_n together by identifying some components of $\partial_h^+ X_1, \dots, \partial_h^+ X_n$ in pairs and some components of $\partial_h^- X_1, \dots, \partial_h^- X_n$ in pairs via surface homeomorphisms. We would like to emphasize that we only identify positive (resp. negative) boundary to positive (resp. negative) boundary and do not mix positive and negative boundaries. The resulting manifold \widehat{X} is called a **stack** of relative compression bodies, or simply a stack. The vertical boundaries $\partial_v X_1, \dots, \partial_v X_n$ are glued into a collection of annuli and tori in $\partial\widehat{X}$. We call the

union of these annuli and tori the vertical boundary of \widehat{X} and denote it by $\partial_v \widehat{X}$. Let $\partial_h \widehat{X}$ be the closure of $\partial \widehat{X} \setminus \partial_v \widehat{X}$, and we call $\partial_h \widehat{X}$ the horizontal boundary of \widehat{X} . So $\partial_h \widehat{X}$ consists of components of $\partial_h^\pm X_1, \dots, \partial_h^\pm X_n$ that are not identified to other components.

The components of $\partial_h^\pm X_1, \dots, \partial_h^\pm X_n$ that are identified to other components become surfaces properly embedded in \widehat{X} , and we call these surfaces **horizontal surfaces** in \widehat{X} . Let P be a horizontal surface in \widehat{X} . We say P is a positive (resp. negative) horizontal surface if P lies in the positive (resp. negative) boundary of some X_i .

Definition 3.6. Let $M = \mathcal{W} \cup_{\mathcal{T}} \mathcal{V}$ be an amalgamation of two compact 3-manifolds \mathcal{W} and \mathcal{V} along a torus \mathcal{T} . Let Σ be a collection of surfaces in M transversely intersecting \mathcal{T} . We say that Σ is in **good position** with respect to \mathcal{T} if

- (1) Σ divides \mathcal{W} and \mathcal{V} into two stacks of relative compression bodies, where $\Sigma \cap \mathcal{W}$ and $\Sigma \cap \mathcal{V}$ are the horizontal surfaces in the respective stacks,
- (2) positive (resp. negative) horizontal surfaces in \mathcal{W} are glued to positive (resp. negative) horizontal surfaces in \mathcal{V} along \mathcal{T} .
- (3) if an annulus $A \subset \mathcal{T}$ is shared by two relative compression bodies $X \subset \mathcal{W}$ and $Y \subset \mathcal{V}$, then $A \subset \partial_v^\pm X$ if and only if $A \subset \partial_v^\mp Y$, and A has the same order in both X and Y .

Lemma 3.7. *Let $M = \mathcal{W} \cup_{\mathcal{T}} \mathcal{V}$ be an amalgamation of two compact irreducible 3-manifolds \mathcal{W} and \mathcal{V} along an incompressible torus \mathcal{T} . Let Σ be the collection of incompressible and strongly irreducible surfaces in an untelescoping of a Heegaard splitting of M as in section 2. Then, after isotopy, either*

- (1) \mathcal{T} is isotopic to a component of Σ , or
- (2) Σ is in good position with respect to \mathcal{T} .

Proof. By Lemma 2.1, we may assume \mathcal{T} intersects each compression body in a collection of incompressible annuli. Let X be a compression body in the untelescoping. Consider the set of annuli $\mathcal{T} \cap X$. First, note that no annulus in $\mathcal{T} \cap X$ can have both boundary circles in $\partial_- X$. To see this, if A is a component of $\mathcal{T} \cap X$ with $\partial A \subset \partial_- X$, then since A is incompressible, for any compressing disk D of $\partial_+ X$, one can isotope D so that $D \cap A = \emptyset$. Recall that if one maximally compresses $\partial_+ X$, the resulting manifold is a product $\partial_- X \times I$. As $\partial A \subset \partial_- X$, this means that A must be a ∂ -parallel annulus, a contradiction to Lemma 2.1. Thus each annulus in $\mathcal{T} \cap X$ has at least one boundary curve in $\partial_+ X$. If an incompressible annulus has one boundary circle in $\partial_+ X$ and the other boundary circle in $\partial_- X$, we call A a spanning annulus (or vertical annulus) in X .

Let A_1, \dots, A_n be the annuli in $\mathcal{T} \cap X$ with both boundary curves in $\partial_+ X$, and let C_1, \dots, C_m be the spanning annuli in $\mathcal{T} \cap X$ with one boundary curve in $\partial_+ X$ and the other boundary curve in $\partial_- X$. Since X is a compression body and $\partial A_i \subset \partial_+ X$, each A_i is ∂ -compressible in X . Thus we can assign a ∂ -compressing disk Δ_i to each A_i , with $\partial \Delta_i = \alpha_i \cup \beta_i$, $\beta_i \subset \partial_+ X$, and α_i being an essential arc in A_i . Note that Δ_i may intersect other annuli in $\mathcal{T} \cap X$, but we require that Δ_i has minimal intersection with $\mathcal{T} \cap X$ among all ∂ -compressing disks for A_i , for each i .

For each annulus E in $\mathcal{T} \cap X$, if $E \cap \Delta_i$ contains a closed curve, then since E is incompressible, this curve must be trivial in both E and Δ_i . By compressing Δ_i along an innermost such closed curve, we get a new ∂ -compressing disk for A_i with fewer intersection curves with E . Similarly, if $E \cap \Delta_i$ contains an arc that is ∂ -parallel in E , then by performing a ∂ -compression on Δ_i along an outermost such arc, we get a new ∂ -compressing disk for A_i with fewer intersection arcs with E . Since Δ_i is chosen to have minimal intersection with

$\mathcal{T} \cap X$, this implies that $\Delta_i \cap E$ consists of arcs essential in E for every annulus E in $\mathcal{T} \cap X$ and for each i . Since $\partial\Delta_i \cap \partial_-X = \emptyset$, this implies that $\Delta_i \cap C_k = \emptyset$ for all i, k .

For each arc δ in $\Delta_i \cap A_k$, δ is an arc in Δ_i with both endpoints in β_i . Moreover, the subarc of β_i between the two points of $\partial\delta$, together with δ , bounds a subdisk of Δ_i , which we denote by Δ_δ . We say that A_k is *coherent* with Δ_i if (1) these subdisks Δ_δ for all the arcs of $\Delta_i \cap A_k$ are non-nested in Δ_i and (2) each subdisk Δ_δ is parallel to the ∂ -compressing disk Δ_k of A_k .

Claim. These ∂ -compressing disks Δ_i may be chosen so that, for every k , A_k is coherent with all the Δ_i .

Proof of the Claim. Consider an annulus A_i and its ∂ -compressing disk Δ_i . We say that A_i is outermost if the ∂ -compressing disk Δ_i is disjoint from all other annuli in $\mathcal{T} \cap X$. Note that we can choose these ∂ -compressing disks Δ_i so that there is at least one outermost annulus. To see this, suppose A_i is not outermost, then the intersection of Δ_i with $\mathcal{T} \cap X$ is a collection of arcs with endpoints in β_i . Let δ be an outermost such intersection arc in Δ_i . So δ is an essential arc of some annulus A_j and δ cuts off a subdisk Δ' in Δ_i . Note that Δ' is a ∂ -compressing disk for A_j and Δ' is disjoint from all other annuli in $\mathcal{T} \cap X$. By choosing $\Delta_j = \Delta'$, we see that A_j is an outermost annulus.

Without loss of generality, suppose A_1 is outermost. As shown in Figure 3.2(a), by connecting two parallel copies of Δ_1 using a band around A_1 , we get a compressing disk D_1 for ∂_+X , see the shaded region in Figure 3.2(b) for a picture of D_1 . Since Δ_1 is disjoint from other annuli in $\mathcal{T} \cap X$, after a small perturbation, we may assume D_1 is disjoint from $\mathcal{T} \cap X$. Note that $D_1 \cap \Delta_1 = \emptyset$. If D_1 intersects other Δ_i ($i = 2, \dots, n$), consider an arc δ' in $D_1 \cap (\bigcup_{i=2}^n \Delta_i)$ that is outermost in D_1 . Suppose δ' is an arc in Δ_i . Then we can perform a ∂ -compression on Δ_i along the subdisk of D_1 cut off by δ' . This ∂ -compression on Δ_i produces a new ∂ -compressing disk Δ'_i for A_i . Since D_1 is disjoint from $\mathcal{T} \cap X$, Δ'_i still has minimal intersection with $\mathcal{T} \cap X$ and we can replace Δ_i with Δ'_i . After finitely many such ∂ -compressions, we get a new set of ∂ -compressing disks, which we still denote by $\Delta_1, \dots, \Delta_n$, such that $D_1 \cap \Delta_i = \emptyset$ for all i .

As illustrated in Figure 3.2(b), if we compress X along D_1 , A_1 becomes a ∂ -parallel annulus in the resulting compression body. Thus, if a ∂ -compressing disk Δ_i intersects A_1 , then the subdisks of Δ_i cut off by A_1 are all parallel copies of Δ_1 . This means that A_1 is coherent with every Δ_i .

We compress X along D_1 and get a new compression body X_1 . Now we can ignore the annulus A_1 (since A_1 is ∂ -parallel in X_1) and consider A_2, \dots, A_n and their ∂ -compressing disks $\Delta_2, \dots, \Delta_n$ in X_1 . We can find an annulus (without considering A_1) that is outermost in X_1 and repeat the argument above. Therefore, we can inductively conclude that each A_k is coherent with every Δ_i for all k . \square

We define an order for each Δ_i as follows. If Δ_i is disjoint from other annuli of $\mathcal{T} \cap X$, i.e. A_i is outermost, then set the order $o(\Delta_i)$ to be 0. Suppose Δ_i intersects other annuli of $\mathcal{T} \cap X$. Then the intersection consists of arcs with endpoints in $\beta_i \subset \partial\Delta_i$. Each arc, together with a subarc of β_i , bounds a subdisk of Δ_i . Roughly speaking, the order $o(\Delta_i)$ is the maximal number of such subdisks that are nested to one another. More precisely, for any point $x \in \text{int}(\beta_i)$, we draw an arc γ_x in Δ_i connecting x to α_i ($\alpha_i = A_i \cap \partial\Delta_i$), see Figure 3.4, and count the number of intersection points of $\text{int}(\gamma_x)$ with the annuli $\mathcal{T} \cap X$, i.e. the number $|\text{int}(\gamma_x) \cap \mathcal{T}|$. First define $o(x)$ to be the minimal number of such intersection points amount all arcs connecting x to α_i . This means that if Δ_i intersects other annuli of $\mathcal{T} \cap X$, there

is a point $x \in \beta_i$ with $o(x) \geq 1$. As illustrated in Figure 3.4, we define the order of Δ_i to be $o(\Delta_i) = \max_{x \in \beta_i} \{o(x)\}$. We define the order of the annulus A_i to be $o(A_i) = o(\Delta_i)$. Furthermore, for each annulus A_i , we assign a normal vector pointing into the ∂ -compressing disk Δ_i . We assign \pm -signs to the two sides of A_i so that this normal vector pointing from the plus-side to the minus-side (i.e. Δ_i is on the minus-side of A_i).

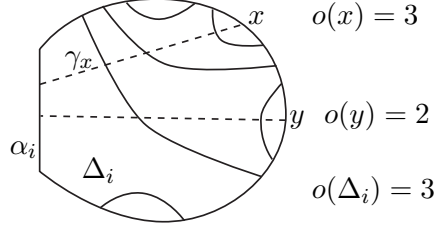


FIGURE 3.4. The order of Δ_i

The annuli of $\mathcal{T} \cap X$ divide X into submanifolds and let N be one of these submanifolds. We will show next that each N is a relative compression body. First note that ∂N has 3 parts:

- (1) the annuli from $\mathcal{T} \cap X$, which we denote by $\partial_v N$,
- (2) a subsurface of $\partial_- X$, i.e. $\partial N \cap \partial_- X$, denoted by $\partial_h^- N$, and
- (3) a subsurface of $\partial_+ X$, i.e. $\partial N \cap \partial_+ X$, denoted by $\partial_h^+ N$.

We also divide the annuli in $\partial_v N$ also into 3 types: $\partial_v^0 N$, $\partial_v^+ N$ and $\partial_v^- N$, where

- (1) $\partial_v^0 N$ consists of annuli connecting $\partial_+ X$ to $\partial_- X$, i.e. $\partial_v^0 N$ corresponds to the spanning annuli C_1, \dots, C_m ,
- (2) $\partial_v^+ N$ consists of annuli A_i with normal direction pointing out of N , and
- (3) $\partial_v^- N$ consists of annuli A_i with normal direction pointing into N .

Set the order of each annulus A_i in $\partial_v^\pm N$ to be the order $o(A_i)$ defined for $\mathcal{T} \cap X$ above. Each ∂ -compressing disk Δ_i is cut into a collection of subdisks by $\mathcal{T} \cap X$, and let Δ'_i be the subdisk that contains the arc $\alpha_i = \partial \Delta_i \cap A_i$. So, if N is on the minus side of A_i , then the minus side of A_i is an annulus of $\partial_v^- N$, $\Delta'_i \subset N$, and Δ'_i is the dual disk of A_i in N . By the claim above, we may assume each A_k is coherent with each Δ_i . Thus the definition of $o(A_i)$ above implies that the dual disk Δ'_i satisfies the conditions in Definition 3.1.

Since each annulus of $\partial_v^- N$ has a dual disk, to prove that N is a relative compression body, it suffices to show that, for each region N , after a sequence of compressions on $\partial^+ N$, we obtain a product neighborhood of $\partial^- N$. We prove this using the fact that X is a compression body, which means that if we maximally compress $\partial_+ X$, we obtain a product neighborhood of $\partial_- X$.

Start with ∂ -compressing disks of order 0. Let Δ_i be a ∂ -compressing disk of order 0, i.e. A_i is an outermost annulus. Let $\widehat{\Delta}_i$ be the disk obtained by connecting two parallel copies of Δ_i using a band around A_i , as shown in Figure 3.2(a). As in the proof of the claim, we may assume that, after isotopy, $\widehat{\Delta}_i$ does not intersect the ∂ -compressing disks.

Instead of considering N itself, we consider all the components of $\overline{X \setminus \mathcal{T}}$ at the same time. Denote the two components of $\overline{X \setminus \mathcal{T}}$ on the plus and minus sides of A_i by N_+ and N_- respectively. So the two sides of annulus A_i can be viewed as annuli in $\partial_v^+ N_+$ and $\partial_v^- N_-$. Moreover $\widehat{\Delta}_i \subset N_-$ and $\widehat{\Delta}_i$ is a compressing disk for both $\partial_h^+ N_-$ and $\partial_+ X$.

Now compress N_- along $\widehat{\Delta}_i$. As in the proof of the Claim, after the compression along $\widehat{\Delta}_i$, A_i becomes a ∂ -parallel annulus in the resulting manifold. So the compressing disk $\widehat{\Delta}_i$ divide N_- into a collar neighborhood of A_i , which we denote by E_i , and a submanifold with fewer vertical boundary components. Enlarge N_+ by including this solid torus E_i into N_+ and then delete the annulus A_i . Since E_i is a collar neighborhood of A_i , this operation does not really change N_+ . The effect of this operation on ∂N_+ is equivalent to merging A_i from $\partial_v^+ N_+$ into $\partial_h^+ N_+$. We do these operations on all the disks Δ_i of order 0. Note that the compressions on N_- are also compressions on $\partial_+ X$, and these compressions change X into a new (possibly disconnected) compression body, and we can consider the remaining annuli A_j in the new compression body.

Next, consider ∂ -compressions disks Δ_j of order 1. Since the annuli of order 0 are deleted, the disks Δ_j of order 1 do not intersect other annuli. Thus we can apply the same operations using the disks Δ_j of order 1, i.e., first compress the compression body along the disk illustrated in Figure 3.2, and then remove the annuli A_j of order 1. We can inductively repeat this operation using these ∂ -compressing disks. After all these compressions and deleting the annuli A_k 's, the remaining annuli in the resulting (possibly disconnected) compression body are a collection of spanning annuli, i.e. the annuli C_1, \dots, C_m . So we can perform more compressions disjoint from the spanning annuli C_i and change the compression body into a product $\partial_- X \times I$. By restricting these operations on each component N of $\overline{X} \setminus \mathcal{T}$, we see that if one maximally compresses $\partial^+ N$, the resulting manifold is $\partial^- N \times I$. Therefore, N satisfies all the requirements of Definition 3.1 and is a relative compression body. Moreover, it follows from our construction that all the conditions in Definition 3.6 are satisfied. \square

Next, we prove a converse to Lemma 3.7.

Lemma 3.8. *Let \widehat{W} and \widehat{V} be compact 3-manifolds with torus boundary. Suppose there are collections of horizontal surfaces dividing \widehat{W} and \widehat{V} into stacks of relative compression bodies. Suppose the boundary curves of these horizontal surfaces of \widehat{W} and \widehat{V} divide the tori ∂W and ∂V into the same number of annuli w_1, \dots, w_k and v_1, \dots, v_k respectively. Let W_i and V_i be the relative compression bodies in the stacks \widehat{W} and \widehat{V} containing w_i and v_i respectively (it is possible that $W_i = W_j$ and $V_i = V_j$ for different i, j). Suppose that*

- (1) $w_i \subset \partial_v^\pm W_i$ if and only if $v_i \subset \partial_v^\mp V_i$, and $o(w_i) = o(v_i)$ for all i .
- (2) $w_i \subset \partial_v^0 W_i$ if and only if $v_i \subset \partial_v^0 V_i$.

Let M be the closed 3-manifold obtained by gluing \widehat{W} to \widehat{V} and identifying w_i to v_i for all i , and suppose positive (resp. negative) horizontal surfaces in \widehat{W} are glued to positive (resp. negative) horizontal surfaces of \widehat{V} . Then the union of the horizontal surfaces of \widehat{W} and \widehat{V} divides M into a collection of compression bodies.

Proof. The proof of this lemma is similar to the latter part of the proof of Lemma 3.7. First note that the positive and negative horizontal surfaces in \widehat{W} and \widehat{V} match up and yield a collection of positive and negative surfaces in M . The relative compression bodies in \widehat{W} and \widehat{V} also match up and become a collection of regions between these positive and negative surfaces. Denote these regions by $\mathcal{N}_1, \dots, \mathcal{N}_k$. We use $\partial_+ \mathcal{N}_i$ and $\partial_- \mathcal{N}_i$ to denote the unions of the components of $\partial \mathcal{N}_i$ that are positive and negative surfaces respectively. By the definition of relative compression body, $\partial_+ \mathcal{N}_i \neq \emptyset$ for each i .

Our goal is to show that each \mathcal{N}_i is a compression body and $\partial_+ \mathcal{N}_i$ and $\partial_- \mathcal{N}_i$ are its plus and minus boundaries respectively.

We view $M = \widehat{\mathcal{W}} \cup_{\mathcal{T}} \widehat{\mathcal{V}}$, where $\mathcal{T} = \partial\widehat{\mathcal{W}} = \partial\widehat{\mathcal{V}}$ is a torus in M . Let X_1, \dots, X_m be the relative compression bodies of the stacks $\widehat{\mathcal{W}}$ and $\widehat{\mathcal{V}}$ that lie in \mathcal{N}_i . For each annulus A of $\mathcal{T} \cap \mathcal{N}_i$, the two sides of A are viewed as annuli in $\partial_v X_1, \dots, \partial_v X_m$. By the hypotheses, if one side of A is a component of $\partial_v^{\pm} X_i$, then the other side of A must be a component of $\partial_v^{\mp} X_j$ with the same order, similar to the conditions in Definition 3.6.

We first consider the annuli in $\partial_v^- X_j$ ($j = 1, \dots, m$) and their dual disks. Define the order $o(\Delta_i)$ of each dual disk Δ_i to be the order of the corresponding annulus. Suppose $\Delta_1, \dots, \Delta_k$ are all the dual disks in the X_i 's and suppose $o(\Delta_1) \leq o(\Delta_2) \leq \dots \leq o(\Delta_k)$. Since Δ_1 has the smallest order among all dual disks in \mathcal{N}_i , and by the hypothesis that $o(w_j) = o(v_j)$ for all j (i.e. the orders of the two sides of the same annulus are the same), $\partial\Delta_1$ does not meet any other annulus in $\mathcal{T} \cap \mathcal{N}_i$. Hence, by connecting two parallel copies of Δ_1 using a band as in Figure 3.2(a), we obtain a compressing disk D_1 for $\partial_+ \mathcal{N}_i$ and D_1 is disjoint from the torus \mathcal{T} . Similar to the proof of Lemma 3.7, we may assume $D_1 \cap \Delta_j = \emptyset$ for all j . Moreover, we can compress $\partial_+ \mathcal{N}_i$ along D_1 and then push the resulting annulus that is parallel to A_1 to the other side of the torus \mathcal{T} . Since A_1 is eliminated from the compression body after this operation, $\partial\Delta_2$ does not meet any other annulus and we can repeat this operation using Δ_2 . So we successively repeat this operation using the disks $\Delta_2, \dots, \Delta_k$, and denote the resulting relative compression bodies by X'_1, \dots, X'_m . So, after we finish these compressions and isotopies, $\partial_v^{\pm} X'_i = \emptyset$ for all i .

Similar to the proof of Lemma 3.7, we can perform more compressions on each $\partial_h^+ X'_i$ changing the manifold into a product $\partial_h^- X'_i \times I$. These products match up along \mathcal{T} and yield a product $\partial_- \mathcal{N}_i \times I$. This means that if we maximally compress $\partial_+ \mathcal{N}_i$ in \mathcal{N}_i , the resulting manifold is $\partial_- \mathcal{N}_i \times I$. Hence each \mathcal{N}_i is a compression body. \square

We end this section with certain conditions that describe the boundary of a relative compression body.

Definition 3.9. Let S be a closed orientable surface. Suppose S contains a collection of annuli, which we denote by $\partial_v X$. Denote the closure of $S \setminus \partial_v X$ by $\partial_h X$. Assign each component of $\partial_h X$ a plus or minus sign and use $\partial_h^{\pm} X$ to denote the union of the components with \pm -sign. Assign each component of $\partial_v X$ a \pm -sign or no sign. Denote the union of the annuli in $\partial_v X$ with \pm -sign by $\partial_v^{\pm} X$, and denote the union of the annuli in $\partial_v X$ with no sign by $\partial_v^0 X$. Moreover, we give each annulus A in $\partial_v^{\pm} X$ a numerical order, denoted by $o(A)$. Let $\partial^{\pm} X = \partial_h^{\pm} X \cup \partial_v^{\pm} X$. We say that these subsurfaces of S with the signs and orders are **admissible** if

- (1) there is no annulus in $\partial_v X$ with both boundary circles in $\partial_h^- X$,
- (2) each annulus in $\partial_v^0 X$ has one boundary circle in $\partial_h^+ X$ and the other boundary circle in $\partial_h^- X$,
- (3) all the annuli in $\partial_v^+ X$ and $\partial_v^- X$ have boundary curves in $\partial_h^+ X$,
- (4) $\partial^+ X$ is connected.
- (5) For each annulus A in $\partial_v^- X$, there is an arc α in $\partial^+ X$ that connects the two boundary circles of A , such that α only intersects annuli in $\partial_v^+ X$ with order smaller than $o(A)$.

Lemma 3.10. *Let X be a relative compression body. Then ∂X and the signs and orders in Definition 3.1 are admissible.*

Proof. By Lemma 3.4, $\partial^+ X$ is connected, so condition (4) of Definition 3.9 is satisfied. For any annulus A in $\partial_v^- X$, let D be its dual disk and let $\alpha = \partial D \cap \partial^+ X$. By our definition,

α satisfies condition (5) of Definition 3.9. Other conditions of Definition 3.9 follow directly from Definition 3.1. \square

In the later sections, for a certain surface S with admissible decompositions as in Definition 3.9, we will construct a relative compression body X with $\partial X = S$ and compatible boundary structure as in Lemma 3.10.

4. TYPE I BLOCKS

In this section, we describe some building blocks of the construction. Each building block is a topological handlebody with a special structure.

Type I blocks:

Let X be a marked handlebody as above. Let F_1, \dots, F_n be a collection of mutually disjoint standard surfaces and let N_i be the marked handlebody bounded by F_i (see the definition of standard surface in section 3). Let W be the closure of $X \setminus \cup_{i=1}^n N_i$ and we call W a **type I block**. We call $(\cup_{i=1}^n F_i) \cup \partial_h X$ the horizontal boundary of W and denote it by $\partial_h W$. The vertical boundary $\partial_v W$ is the closure of $\partial X \setminus \partial_h W$. So $\partial_v W$ is a collection of subannuli of $\partial_v X$.

A basic construction:

Let X be a marked handlebody and let D_1, \dots, D_k be a collection of parallel cross-section disks in X . Let $\Gamma_1, \dots, \Gamma_q$ be a collection of disjoint non-nested ∂ -parallel annuli in X with boundary circles in $\partial_v X$. We divide the annuli $\Gamma_1, \dots, \Gamma_q$ into k disjoint sets of annuli $\tilde{\Gamma}_1, \dots, \tilde{\Gamma}_k$. Let F_i be the suspension surface over the set of annuli $\tilde{\Gamma}_i$ and based at the cross-section disk D_i ($i = 1, \dots, k$). By taking disjoint cross-sections disks, we may assume that F_1, \dots, F_k are disjoint. F_1, \dots, F_k divide X into $k + 1$ submanifolds W, X_1, \dots, X_k , where each X_i is the marked handlebody bounded by F_i and W is the type I block between $\partial_h X$ and these F_i 's. The boundary of W has two parts: (1) the horizontal boundary $\partial_h W = \partial_h X \cup F_1 \cup \dots \cup F_k$, and (2) the vertical boundary $\partial_v W$ consisting of subannuli of $\partial_v X$.

Consider the type I block W . Assign each F_i a plus sign and assign $\partial_h X$ either a plus or a minus sign. We give each annulus in $\partial_v W$ a numerical order and either a \pm -sign or no sign. We define $\partial_h^\pm W$ and $\partial_v^\pm W$ to be the union of components of $\partial_h W$ and $\partial_v W$ respectively with \pm -sign, and let $\partial_v^0 W$ be the union of annuli in $\partial_v W$ with no sign. We require that these surfaces with these signs and orders are admissible (see Definition 3.9).

Given any set of annuli in $\partial_v^+ W$, we can first arrange the orders of the annuli in this set into a non-decreasing list and then consider the lexicographic order of this list. This gives an order on all subsets of annuli in $\partial_v^+ W$. By condition (4) of Definition 3.9, $\partial^+ W$ is connected. So there is a set of annuli in $\partial_v^+ W$ connecting all the components of $\partial_h^+ W$ together. We call a set of annuli in $\partial_v^+ W$ a **minimal set of annuli** connecting $\partial_h^+ W$ if

- (1) the union of $\partial_h^+ W$ and the annuli in this set is connected and
- (2) this set of annuli has minimal order among all such sets of annuli.

One may find it helpful to view the components of $\partial_h^+ W$ as vertices and view the annuli in $\partial_v^+ W$ as edges connecting these vertices. So a minimal set of annuli is necessarily a set of edges that connect these vertices into a tree. Figure 4.1 is a picture of two suspension surfaces F_1 and F_2 connected by an annulus A_1 .

We have two situations depending on the sign of $\partial_h X$:

If $\partial_h X$ has a minus sign, then $\partial_h^+ W = F_1 \cup \dots \cup F_k$. As $\partial^+ W$ is connected, there is a minimal set of $k - 1$ annuli $\{x_1, \dots, x_{k-1}\}$ in $\partial_v^+ W$ connecting F_1, \dots, F_k together. We may name the annuli x_i 's and the surfaces F_1, \dots, F_k (or arrange the subscripts) so that

- (1) x_1 has the smallest order among all the annuli in $\partial_v^+ W$ that connect two distinct surfaces in $\{F_1, \dots, F_k\}$, and assume F_1 is attached to x_1 .
- (2) x_i connects $F_1 \cup \dots \cup F_i$ to F_{i+1} for all $i = 1, \dots, k - 1$
- (3) for each $i = 1, \dots, k - 1$, x_i has the smallest order among the annuli in the set $\{x_1, \dots, x_{k-1}\}$ that connect $F_1 \cup \dots \cup F_i$ to some F_j with $j > i$.

If $\partial_h X$ has a plus sign, then $\partial_h^+ W = \partial_h X \cup F_1 \cup \dots \cup F_k$. So there is a minimal set of k annuli $\{x_1, \dots, x_k\}$ in $\partial_v^+ W$ connecting $\partial_h X, F_1, \dots, F_k$ together. Similar to the case above, we may name the annuli x_i 's and the surfaces F_1, \dots, F_k (or arrange the subscripts) so that

- (i) x_1 has the smallest order among all the annuli in $\partial_v^+ W$ that connect two distinct surfaces in $\{\partial_h X, F_1, \dots, F_k\}$, and assume F_1 is attached to x_1 .
- (ii) Let \widehat{G}_i be the subset of the surfaces in $\{\partial_h X, F_1, \dots, F_k\}$ attached to the annuli x_1, \dots, x_i . The union of x_1, \dots, x_i and the surfaces in \widehat{G}_i is connected for each i , and the indices/subscripts are chosen so that, for any $F_p \in \widehat{G}_i$ and $F_q \notin \widehat{G}_i$, $p < q$.
- (iii) for each $i = 2, \dots, k$, x_i has the smallest order among all the annuli in $\{x_1, \dots, x_k\}$ that connect a surface in \widehat{G}_{i-1} to a surface in $\{\partial_h X, F_1, \dots, F_k\} \setminus \widehat{G}_{i-1}$.

In both cases, we say that these surfaces and cross-section disks are **well-positioned** if these F_i 's and x_i 's satisfy the respective conditions above and the cross-section disks D_i and D_{i+1} are adjacent for each i . Note that one can construct a suspension surface F_i using an arbitrary cross-section disk, and different choices of cross-section disks do not affect whether or not the surfaces in ∂W (with the fixed signs and orders of the F_i 's and x_i 's) are admissible, see Definition 3.9.

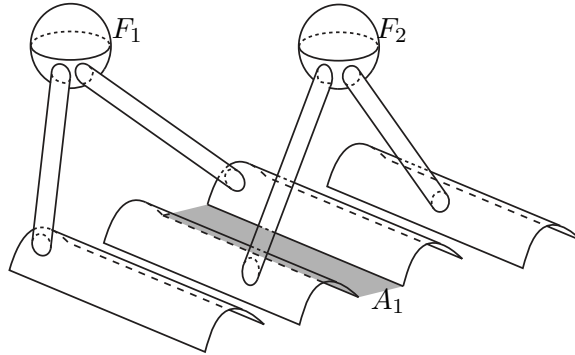


FIGURE 4.1. Connect two suspension surfaces with an annulus

Lemma 4.1. *Let X, W, F_1, \dots, F_k be as above. In particular, each F_i is a suspension surface in X with a plus sign. Suppose $\partial_h X$ is a planar surface and has a minus sign. Suppose the signs and orders of the surfaces in ∂W are admissible. Let $\{x_1, \dots, x_{k-1}\}$ be a minimal set of annuli connecting F_1, \dots, F_k and suppose these surfaces and the cross-section disks are well-positioned. Then W is a relative compression body with respect to these signs and orders.*

Proof. Since $\partial_h X$ has a minus sign, $\partial_h^+ W = \bigcup_{i=1}^k F_i$. Let G_i be the union of x_1, \dots, x_i and F_1, \dots, F_{i+1} . By condition (2) on the F_i 's and x_i 's above, G_i is a connected surface for each i .

Let A be any annulus in $\partial_v^- W$. We first construct a dual disk for A . If both components of ∂A lie in the same surface F_j , then A has a dual disk Δ_A , see the shaded disk in Figure 4.2(a), and $\partial \Delta_A$ does not intersect any annulus in $\partial_v^+ W$.

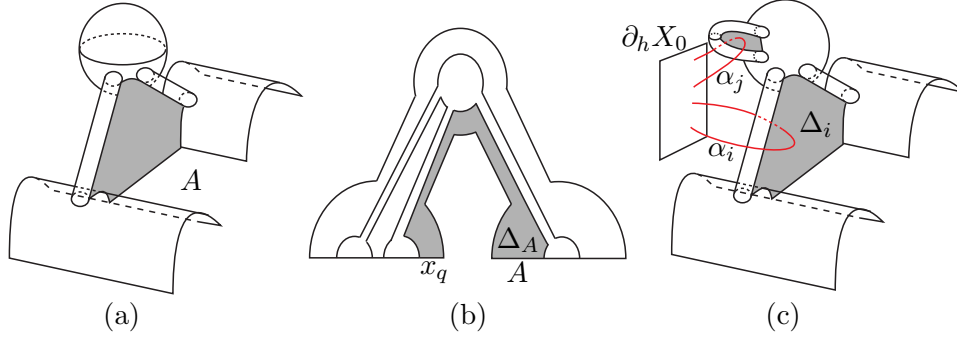


FIGURE 4.2. Dual disks

Suppose the two components of ∂A lie in two different surfaces F_s and F_t with $s < t$. By the construction of G_i , $\partial A \subset \partial G_{t-1}$. We have two cases to discuss:

Case (1). The order $o(A)$ is larger than the orders of all the annuli x_1, \dots, x_{t-1} in G_{t-1}

Recall that each F_i is constructed by connecting a collection of ∂ -parallel annuli to its central 2-sphere along arcs in the cross-section disk D_i . Denote the central 2-sphere of F_i by S_i .

Next we perform some isotopies on W . Start with F_1, F_2 , and x_1 . Recall that x_1 connects F_1 to F_2 . Let Γ_1 and Γ_2 be the two ∂ -parallel annuli in the construction of F_1 and F_2 respectively that are attached to the annulus x_1 . So $\Gamma' = \Gamma_1 \cup x_1 \cup \Gamma_2$ is an annulus. Let t_1 and t_2 be the two tubes in F_1 and F_2 that connect Γ_1 and Γ_2 to the central 2-spheres S_1 and S_2 respectively. Next, we show that $G_1 = F_1 \cup x_1 \cup F_2$ can be viewed as a suspension surface. To see this, the first step is to push Γ' into a ∂ -parallel annulus in X , see the change from Figure 4.3(a) to (b), where the shaded region denotes x_1 . Now view x_1 as a subsurface in the interior of Γ' . Then perform a handle/tube slide on t_1 , sliding t_1 across x_1 and then passing over t_2 , which isotopes t_1 into a tube connecting the two central 2-spheres S_1 and S_2 , see the isotopy from Figure 4.3(b) to (c). Now t_1 merges S_1 and S_2 into a single 2-sphere. Since the cross-section disks D_1 and D_2 are adjacent, we can then push all the tubes in F_1 into a neighborhood of the cross-section disk D_2 . This operation changes $G_1 = F_1 \cup x_1 \cup F_2$ into a single suspension surface which we still denote by G_1 . From the viewpoint of W , this operation is an isotopy and the annulus x_1 is isotoped into a subsurface of the new suspension surface G_1 . Since the cross-section disk D_1 and D_2 are adjacent, this isotopy does not affect other F_i 's.

Note that the annulus x_2 connects G_1 to F_3 . Thus the new set of suspension surfaces G_1, F_3, \dots, F_t are connected by x_2, \dots, x_{t-1} . By repeating the operation above, we can isotope the surface G_{t-1} into a single suspension surface, and the annuli x_1, \dots, x_{t-1} are viewed as subsurfaces of this suspension surface. Since the two curves in ∂A are both boundary curves of G_{t-1} , there is a disk Δ_A , as shown in Figure 4.2(a), which intersects A in a single essential arc. As the annuli x_1, \dots, x_{t-1} are now viewed as subsurfaces of the suspension

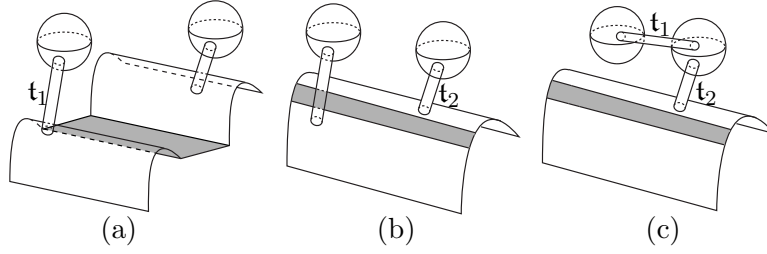


FIGURE 4.3. Slide a tube across an annulus to connect two central spheres

surface G_{t-1} , $\partial\Delta_A$ may intersect x_1, \dots, x_{t-1} . We may reverse the isotopy and isotope G_{t-1} back to its original position, and this isotopy changes Δ_A into a disk that possibly intersects the annuli x_1, \dots, x_{t-1} in their original positions. Since the order $o(A)$ is larger than the orders $o(x_1), \dots, o(x_{t-1})$ in Case (1), Δ_A is a dual disk for A .

Case (2). The order $o(A) \leq o(x_j)$ for some $1 \leq j \leq t-1$.

Without loss of generality, suppose j is the largest index such that $o(A) \leq o(x_j)$ and $1 \leq j \leq t-1$. So $o(A)$ is larger than the orders of x_{j+1}, \dots, x_{t-1} .

Consider the surface G_{k-1} which is the union of all the suspension surfaces F_1, \dots, F_k and the annuli x_1, \dots, x_{k-1} . G_{k-1} is a connected surface. Now remove the annulus x_j from G_{k-1} . Since $\{x_1, \dots, x_{k-1}\}$ is a minimal set of annuli connecting F_1, \dots, F_k , $G_{k-1} \setminus x_j$ has two components, which we denote by H_1 and H_2 . Without loss of generality, suppose $F_t \subset H_2$. Recall that $\partial A \subset \partial F_s \cup \partial F_t$ and $s < t$. We have two subcases:

The first subcase is that $F_s \subset H_1$. Since the signs and orders of the surfaces in ∂W are admissible, by condition (5) in Definition 3.9, there is an arc $\alpha \subset \partial^+ W$ connecting the two components of ∂A such that α only intersects annuli in $\partial_v^+ W$ with order smaller than $o(A)$. Since $o(A) \leq o(x_j)$, $\alpha \cap x_j = \emptyset$. Since $F_s \subset H_1$ and $F_t \subset H_2$, one component of ∂A lies in H_1 and the other component of ∂A lies in H_2 . So α is an arc in $\partial^+ W$ connecting H_1 to H_2 . This means that one can find an annulus x'_j in $\partial_v^+ W$ such that (1) α intersects x'_j and (2) x'_j connects H_1 to H_2 . Since α intersects x'_j , by condition (5) in Definition 3.9, we have $o(x'_j) < o(A) \leq o(x_j)$. By replacing x_j with the annulus x'_j , we obtain a new set of annuli with smaller order and connecting the surfaces F_1, \dots, F_k , contradicting the hypothesis that $\{x_1, \dots, x_{k-1}\}$ is a minimal set of such annuli.

The second subcase is that $F_s \subset H_2$. Consider the surface G_{j-1} . Recall that G_{j-1} is connected and the annulus x_j connects F_{j+1} to G_{j-1} . If there is another annulus x_p ($j < p \leq t-1$) that connects G_{j-1} to F_{p+1} , then by condition (3) on the F_i 's and x_i 's before the lemma, we have $o(x_j) \leq o(x_p)$, and this contradicts the assumption at the beginning of Case (2) that j is the largest index such that $o(A) \leq o(x_j)$ and $1 \leq j \leq t-1$. Thus none of x_{j+1}, \dots, x_{t-1} are attached to G_{j-1} . This implies that the annuli x_{j+1}, \dots, x_{t-1} connect F_{j+1}, \dots, F_t together into a connected surface, which we denote by H' . In particular $F_t \subset H'$. Since $F_t \subset H_2$ and since H' is connected, we have $H' \subset H_2$. Since G_{j-1} is connected and $F_s \subset H_2$, we must have $G_{j-1} \subset H_1$ and $F_s \not\subset G_{j-1}$. This implies that $F_s \subset H'$ and hence $\partial A \subset \partial H'$.

Now we apply the argument in Case (1) on H' . By performing tube slides, we can isotope H' into a single suspension surface which we still denote by H' . The annuli x_{j+1}, \dots, x_{t-1} are now subsurfaces of H' . Moreover, since the cross-section disks D_{j+1}, \dots, D_t are adjacent to one another, this isotopy does not affect other surfaces F_i . As $\partial A \subset \partial H'$, there is a

disk Δ_A , as shown in Figure 4.2(a), which intersects A in a single essential arc. Note that x_{j+1}, \dots, x_{t-1} are subsurfaces of H' , so $\partial\Delta_A$ may intersect x_{j+1}, \dots, x_{t-1} . By our assumption on j at the beginning of Case (2), the order $o(A)$ is larger than the orders of x_{j+1}, \dots, x_{t-1} . This means that, after isotope H' back to its original position, Δ_A is a dual disk for A .

Therefore, in both Case (1) and Case (2), there is a dual disk for any annulus A in ∂_v^-W . Moreover, since the surfaces in ∂W are admissible, no annulus in $\partial_v W$ has both boundary curves in $\partial_h^-W = \partial_h X$. So every annulus of $\partial_v X$ must contain boundary curves of some F_i . Since G_{k-1} can be isotoped into a single suspension surface and since $\partial_h X$ is planar, a maximal compression on ∂^+W in W yields a collar neighborhood of $\partial^-W = \partial_h X \cup \partial_v^-W$. This means that W is a relative compression body. \square

Remark 4.2. Given any relative compression body W , by Remark 3.2(3), if we maximally compress ∂^+W , the resulting manifold is a product neighborhood of ∂^-W . Thus we always have $g(\partial^+W) \geq g(\partial^-W)$. This is a major reason that we require $\partial_h X$ to be a planar surface in Lemma 4.1.

Lemma 4.3. *Let X, W, F_1, \dots, F_k be as above. In particular, each F_i is a suspension surface in X with a plus sign. Suppose $\partial_h X$ has a plus sign. Suppose the signs and orders of the surfaces in ∂W are admissible. Let $\{x_1, \dots, x_k\}$ be a minimal set of annuli connecting $\partial_h X, F_1, \dots, F_k$ as above and suppose these surfaces and the cross-section disks are well-positioned. Then W is a relative compression body with respect to these signs and orders.*

Proof. The proof is similar to the proof of Lemma 4.1 except that $\partial_h X$ is a component of ∂_h^+W in this lemma.

Let A be any annulus in ∂_v^-W . We first construct a dual disk for A . If both components of ∂A lie in the same surface F_i , then A has a dual disk Δ_A as shown in Figure 4.2(a) and $\partial\Delta_A$ does not intersect any annulus in ∂_v^+W . If both curves of ∂A are boundary curves of $\partial_h X$, then A must be a component of $\partial_v X$ and there is a dual disk Δ_A , as in the proof of Lemma 3.3, disjoint from all the F_i 's. Now suppose that the two curves of ∂A lie in different surfaces of $\{\partial_h X, F_1, \dots, F_k\}$.

Let \widehat{G}_i be the subset of the surfaces in $\{\partial_h X, F_1, \dots, F_k\}$ attached to x_1, \dots, x_i . Let G_i be the union of x_1, \dots, x_i and the surfaces in \widehat{G}_i . By condition (ii) on the set of annuli $\{x_1, \dots, x_k\}$ before Lemma 4.1, each G_i is a connected surface.

Suppose $\partial A \subset \partial G_t$ and suppose t is the smallest such index (i.e. $\partial A \not\subset G_{t-1}$). Similar to Lemma 4.1, we have two cases.

Case (1). The order $o(A)$ is larger than the order of any annulus x_i that lies in G_t , i.e. $o(A) > o(x_i)$ for any $1 \leq i \leq t$.

If $\partial_h X$ is not in \widehat{G}_t , then the proof is the same as Case (1) of Lemma 4.1. By isotoping G_t into a single suspension surface, we have a cross-section disk Δ_A for A , as shown in Figure 4.2(a). So, it remains to consider the case that $\partial_h X \subset G_t$, i.e. G_t is the union of $x_1, \dots, x_t, \partial_h X$, and F_1, \dots, F_t .

Subcase (1a). Exactly one annulus in $\{x_1, \dots, x_t\}$ is attached to $\partial_h X$.

Suppose x_q ($1 \leq q \leq t$) is the annulus attached to $\partial_h X$. Consider the subset of $t-1$ annuli $\{x_1, \dots, x_t\} \setminus x_q$. In this subcase, F_1, \dots, F_t are connected by this subset of $t-1$ annuli into a connected surface F' . Moreover, we can perform the tube slides as in the proof of Lemma 4.1, which isotope F' into a suspension surface. So, in this subcase, we may view G_t as the union of $F', \partial_h X$, and the annulus x_q between them.

If both curves of ∂A are boundary curves of F' , then as in Case (1) of Lemma 4.1, A has a dual disk Δ_A as shown in Figure 4.2(a). If one curve of ∂A is a boundary curve of $\partial_h X$ and the other curve of ∂A is a curve in $\partial F'$, then as illustrated in the schematic picture in Figure 4.2(b), A has a dual disk Δ_A that intersects the annulus x_q . Note that we can isotope F' back to the original position and this isotopy carries Δ_A into a disk for A that only intersects the annuli x_1, \dots, x_t of $\partial_v^+ W$. Since $o(A)$ is larger than the order of any annulus in $\{x_1, \dots, x_t\}$, Δ_A is a dual disk for A .

Subcase (1b). More than one annulus in $\{x_1, \dots, x_t\}$ is attached to $\partial_h X$.

Similar to the proof of Lemma 4.1, we try to isotope the F_i 's in G_t into a single suspension surface. As before, for any two adjacent suspension surfaces connected by an annulus x_i ($1 \leq i \leq t$), we perform a tube slide and isotope them into a single suspension surface which contains x_i as a subsurface. Since more than one annulus in $\{x_1, \dots, x_t\}$ is attached to $\partial_h X$, after some tube slides and isotopies, we arrive at a situation that (1) x_p and x_q connect two suspension surfaces F' and F'' to $\partial_h X$ and (2) the cross-section disks of F' and F'' are adjacent. Denote the cross-section disks of F' and F'' by D' and D'' respectively.

Let Γ_1 and Γ_2 be the ∂ -parallel annuli (in the construction of the suspension surface F' and F'') that are attached to x_p and x_q respectively. Let \mathfrak{t}_1 and \mathfrak{t}_2 be the tubes connecting Γ_1 and Γ_2 to the central 2-spheres of F' and F'' respectively. Let $H_1 = \partial_h X \cup x_p \cup \Gamma_1$. As illustrated in the schematic pictures Figure 4.4(a, b), we perform an isotopy on X by first pushing x_p into the interior of X . Then, as illustrated in Figure 4.4(c), we slide \mathfrak{t}_1 across x_p into a tube (in a neighborhood of the cross-section disk D') connecting $\partial_h X$ to the central sphere of F' .

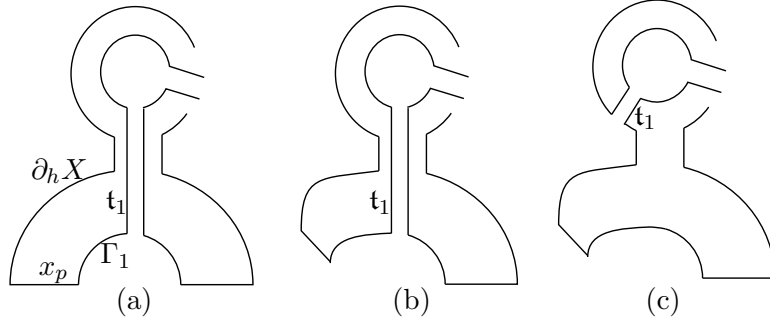


FIGURE 4.4. Slide a tube to connect the central sphere to $\partial_h X$

Next we show that we can slide the tube \mathfrak{t}_1 across x_q and pass over \mathfrak{t}_2 into a tube connecting the two central spheres of F' and F'' . To see this, note that we can similarly slide the tube \mathfrak{t}_2 across x_q into a tube connecting $\partial_h X$ to the central sphere of F'' . This operation can be viewed as an isotopy of W . As illustrated in Figure 4.5(a, b), we can then slide \mathfrak{t}_1 over \mathfrak{t}_2 and into a tube connecting the two central spheres for F' and F'' . Since the cross-section disks for F' and F'' are adjacent, this tube slide does not affect other suspension surfaces. Since these operations are all isotopies, this implies that, without isotoping the tube \mathfrak{t}_2 in the first step, we can slide \mathfrak{t}_1 across x_q passing over \mathfrak{t}_2 into a tube connecting the two central spheres of F' and F'' .

Now we merge the central 2-spheres of F' and F'' together along the tube \mathfrak{t}_1 . As in the proof of Lemma 4.1, we can merge F' and F'' into a single suspension surface. Thus, after finite many such isotopes, we can merge F_1, \dots, F_t into a single suspension surface \widehat{F} , and \widehat{F}

is connected to $\partial_h X$ by an annulus x_q . Now the configuration is the same as Subcase (1a), and we can construct a dual disk for A as in Subcase (1a).

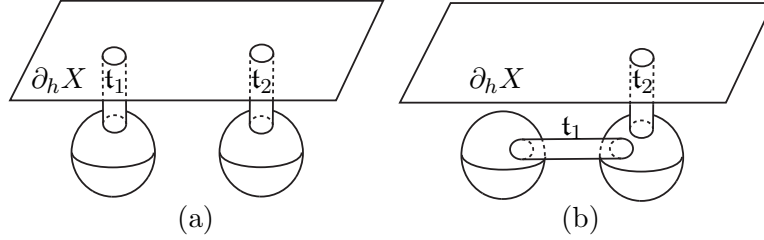


FIGURE 4.5. Slide a tube to connect two central spheres

Case (2). The order $o(A) \leq o(x_j)$ for some annulus x_j that lie in G_t , i.e. $1 \leq j \leq t$.

Without loss of generality, suppose j is the largest index such that $o(A) \leq o(x_j)$ and $1 \leq j \leq t$. So $o(A)$ is larger than the orders of x_{j+1}, \dots, x_t .

Similar to Case (2) of Lemma 4.1, consider G_k and remove the annulus x_j from G_k . Since the $\{x_1, \dots, x_k\}$ is a minimal set of annuli connecting surfaces in $\partial_h^+ W$, $G_k \setminus x_j$ has two components, denoted by H_1 and H_2 .

The first subcase is that the one component of ∂A lies in H_1 and the other component of ∂A lies in H_2 . This subcase is the same as the first subcase of Case (2) in Lemma 4.1: Since the signs and orders of the surfaces in ∂W are admissible, there is an arc $\alpha \subset \partial^+ W$ connecting the two components of ∂A . By replacing x_j with an annulus that α intersects, as in Case (2) in Lemma 4.1, we can obtain a new set of annuli with smaller order and connecting all the surfaces of $\partial_h^+ W$. This contradicts the hypothesis that $\{x_1, \dots, x_k\}$ is a minimal set of such annuli.

The second subcase is that both components of ∂A lie in the same surface, say H_2 . This subcase is similar to the second subcase of Case (2) in Lemma 4.1, except that we have to take $\partial_h X$ into consideration.

Consider the surface G_{j-1} . By the assumption that $\partial A \not\subset G_{t-1}$ before Case (1), the two boundary curves of A cannot both be in ∂G_{j-1} . If there is another annulus x_p ($j < p \leq t$) that connect G_{j-1} to a surface in $\widehat{G}_t \setminus \widehat{G}_{j-1}$, then by condition (iii) on x_1, \dots, x_k before Lemma 4.1, we have $o(x_j) \leq o(x_p)$, and this contradicts the assumption above that j is the largest index such that $o(A) \leq o(x_j)$ and $1 \leq j \leq t$. Thus none of x_{j+1}, \dots, x_t are attached to G_{j-1} . Let \widehat{G}' be the collection of surfaces in $\widehat{G}_t \setminus \widehat{G}_{j-1}$, and let H' be the union of x_{j+1}, \dots, x_t and all the surfaces in \widehat{G}' . Similar to the second subcase of Case (2) in Lemma 4.1, since none of x_{j+1}, \dots, x_t are attached to G_{j-1} , H' must be a connected subsurface of G_t . Similarly, this implies that $H' \subset H_2$ and $\partial A \subset \partial H'$.

Now we apply the argument in Case (1) on H' . By performing tube slides, if $\partial_h X \not\subset H'$, we can isotope H' into a single suspension surface, and if $\partial_h X \subset H'$, we can isotope H' into the form of $\partial_h X \cup x_q \cup H''$, where H'' is a single suspension surface. As in Case (1) above, this means that there is a disk Δ_A which intersects A in a single essential arc, as illustrated in Figure 4.2(a or b). Note that $\partial \Delta_A$ may intersect x_{j+1}, \dots, x_t , but by our assumption on j , the order $o(A)$ is larger than the orders of x_{j+1}, \dots, x_t . This means that, after isotope H' back to its original position, Δ_A is a dual disk for A .

Therefore, in both Case (1) and Case (2), there is a dual disk for any annulus A in $\partial_v^- W$. Moreover, since $\partial_h X$ and F_1, \dots, F_k all have plus signs, a maximal compression on $\partial^+ W$ in W yields a collar neighborhood of $\partial_v^- W$. Hence W is a relative compression body. \square

Definition 4.4. Let X_1 and Y_1 be two relative compression bodies. We say that X_1 and Y_1 are ∂ -**similar** if there is a homeomorphism $f: \partial X_1 \rightarrow \partial Y_1$ such that

- (1) f maps $\partial_v^0 X_1$, $\partial_v^\pm X_1$ and $\partial_h^\pm X_1$ homeomorphically to $\partial_v^0 Y_1$, $\partial_v^\pm Y_1$ and $\partial_h^\pm Y_1$ respectively, and
- (2) for each annulus A in $\partial_v^\pm X_1$, $o(A) = o(f(A))$.

Note that the map f is on the boundary only and it may not extend to a map from $\text{int}(X_1)$ to $\text{int}(Y_1)$.

Let X and Y be two stacks of relative compression bodies. Suppose F_1, \dots, F_n are the horizontal surfaces in X that divide X into relative compression bodies X_1, \dots, X_m , and suppose S_1, \dots, S_n are the horizontal surfaces in Y that divide Y into relative compression bodies Y_1, \dots, Y_m . Suppose $F_i \cong S_i$ for all i and let $h_i: F_i \rightarrow S_i$ be the homeomorphism. Moreover, suppose these homeomorphisms h_i 's extend to homeomorphisms $f_j: \partial X_j \rightarrow \partial Y_j$ ($j = 1, \dots, m$) which satisfy the two conditions above. In particular, X_j and Y_j are ∂ -similar for all j . Then we say that the two stacks X and Y are **similar**.

Next, we use Lemma 4.1 and Lemma 4.3 to prove the main result on stacks of relative compression bodies.

Lemma 4.5. *Let X be a marked handlebody. Let Y be a stack of relative compression bodies. Suppose that there is a homeomorphism $f: (\partial Y, \partial_v Y) \rightarrow (\partial X, \partial_v X)$ and suppose every horizontal surface in the stack Y is separating. Then there is a collection of properly embedded surfaces in X dividing X into a stack that is similar to the stack Y .*

Proof. We prove the lemma using induction on the number of relative compression bodies in the stack Y . As X is a marked handlebody, $\partial_h X$ is connected. Since $f: (\partial Y, \partial_v Y) \rightarrow (\partial X, \partial_v X)$ is a homeomorphism, $\partial_h Y$ is also connected. If the stack Y has only one relative compression body, i.e. Y itself, since $\partial_h Y$ is connected and since $\partial_h^+ Y \neq \emptyset$ for any relative compression body Y , $\partial_h Y$ must have a plus sign. Thus we can assign $\partial_h X$ a plus sign and assign each component of $\partial_v X = f(\partial_v Y)$ a sign and an order according to the sign and order of the corresponding component of $\partial_v Y$. By Lemma 3.3, X is ∂ -similar to Y .

Suppose the lemma is true if the number of relative compression bodies in the stack Y is at most n . Now suppose Y contains $n + 1$ relative compression bodies.

Let W_Y be the relative compression body in the stack Y that contains $\partial_h Y$. Thus $\partial_h Y$ is a component of $\partial_h W_Y$. Let S_1, \dots, S_k be the components of $\partial_h W_Y \setminus \partial_h Y$. So each S_i is a properly embedded separating surface in Y . Let y_1, \dots, y_p be the annuli in $\partial_v W_Y$. The complement $\overline{\partial_v Y - \cup_{i=1}^p y_i}$ is a collection of annuli, which we denote by y'_1, \dots, y'_q . Each y'_i ($i = 1, \dots, q$) lies outside W_Y .

Claim 1. For each i , both boundary curves of y'_i belong to the same surface S_j for some j .

Proof of the Claim. To see this, we first take an essential arc α of the annulus y'_i . So α lies outside W_Y . Since $\partial \alpha \subset \partial W_Y$, we can connect the two endpoints of α using an arc properly embedded in W_Y . Now we have a closed curve that intersects each component of $\partial y'_i$ in a single point. Suppose the two curves of $\partial y'_i$ belong to different components of $\partial_h W_Y$, say S_s and S_t , then this closed curve intersects S_t in a single point, which means that S_t is non-separating, contradicting our hypothesis. \square

Let $x_i = f(y_i)$ and $x'_i = f(y'_i)$ be the corresponding annuli in $\partial_v X$. Let Γ_i be a properly embedded ∂ -parallel annulus in X with $\partial\Gamma_i = \partial x'_i$ ($i = 1, \dots, q$). By Claim 1, we can divide these Γ_i 's into k sets of annuli $\tilde{\Gamma}_1, \dots, \tilde{\Gamma}_k$ such that $\Gamma_a \in \tilde{\Gamma}_j$ if and only if the curves $f^{-1}(\partial\Gamma_a)$ belong to the same surface S_j . Let D_1, \dots, D_k be a sequence of parallel cross section disks and let F_i be the suspension surface over the set of annuli $\tilde{\Gamma}_i$ and based at the cross-section disk D_i . So a curve γ is a boundary component of F_i if and only if $f^{-1}(\gamma)$ is a boundary component of S_i . Note that each suspension surface F_i is planar, so F_i may not be homeomorphic to S_i . Nonetheless, $f(\partial S_i) = \partial F_i$.

Let W_X be the submanifold of X between $\partial_h X$ and these surfaces F_1, \dots, F_k . So W_X is a type I block and $\partial_v W_X = \bigcup_{i=1}^p x_i$. We give a \pm -sign to $\partial_h X$ and each F_i according to the signs of $\partial_h Y$ and S_i respectively. Moreover, we give a sign and an order to each annulus x_i according to the sign and order of y_i ($i = 1, \dots, p$). Since W_Y is a relative compression body, this one-to-one correspondence between surfaces in $\{\partial_h W_Y, \partial_v W_Y\}$ and $\{\partial_h W_X, \partial_v W_X\}$ implies that the surfaces $\partial_h W_X, \partial_v W_X$ with the signs and orders are admissible, see Definition 3.9.

We have 4 cases to discuss depending on the signs of S_1, \dots, S_k , and $\partial_h Y$.

Case 1. S_1, \dots, S_k and $\partial_h Y$ all have plus signs.

In this case, $\partial_h^+ W_X = \partial_h X \cup F_1 \cup \dots \cup F_k$. Let $\{x_1, \dots, x_k\}$ be a minimal set of annuli connecting $\partial_h X$ and F_1, \dots, F_k together, and we may choose these surfaces and cross-section disks D_1, \dots, D_k to be well-positioned. By Lemma 4.3, W_X is a relative compression body.

Let F'_i be the standard surface obtained by adding $g(S_i)$ trivial tubes to F_i ($i = 1, \dots, k$). So $F'_i \cong S_i$ for each i . Let W'_X be the submanifold of W_X between $\partial_h X$ and F'_1, \dots, F'_k . Since F_1, \dots, F_k and $\partial_h X$ all have plus signs and since $F'_i \cong S_i$, W'_X is a relative compression body ∂ -similar to W_Y .

By our construction, each standard surface F'_i bounds a marked handlebody X_i in X . As each S_i ($i = 1, \dots, k$) is separating, S_i cuts off a smaller stack Y_i from Y . By the induction hypotheses, there is a collection of surfaces in each X_i that divides X_i into a stack that is similar to the stack Y_i . As W'_X is ∂ -similar to W_Y , all these surfaces together divide X into a stack that is similar to Y .

Case 2. S_1, \dots, S_k all have plus signs, but $\partial_h Y$ has a minus sign.

In this case, $\partial_h^+ W_X = F_1 \cup \dots \cup F_k$. Let x_1, \dots, x_{k-1} be a minimal set of annuli connecting the F_i 's, and we may choose these surfaces and cross-section disks D_1, \dots, D_k to be well-positioned. Note that if $\partial_h Y$ is planar, then $\partial_h X$ is planar, and the lemma follows from Lemma 4.1 and the argument in Case 1. So we suppose $g(\partial_h X) = g(\partial_h Y) \geq 1$.

We may view X as the manifold obtained by adding $g(\partial_h X)$ 1-handles to a ‘‘smaller’’ marked handlebody X_0 , where $P_0 = \partial_h X_0$ is a planar surface and $\partial_v X_0 = \partial_v X$. We may view F_1, \dots, F_k as suspension surfaces in X_0 . Let W_0 be the submanifold of X_0 between P_0 and F_1, \dots, F_k . Assign P_0 a minus sign. Since P_0 is a planar surface, by Lemma 4.1, W_0 is a relative compression body.

Subcase 2a. $\sum_{i=1}^k g(S_i) \geq g(\partial_h Y)$

Since $\partial_h X \cong \partial_h Y$, $\sum_{i=1}^k g(S_i) \geq g(\partial_h X)$. Consider the $g(\partial_h X)$ 1-handles attached to X_0 . Next, we add $g(S_i)$ tubes to each suspension surface F_i ($i = 1, \dots, k$), changing F_i into a standard surface of genus $g(S_i)$. Since $\sum_{i=1}^k g(S_i) \geq g(\partial_h X)$, we can arrange $g(\partial_h X)$ of the

total $\sum_{i=1}^k g(S_i)$ tubes going through the $g(\partial_h X)$ 1-handles attached X_0 , exactly one tube for each 1-handle, and set the remaining $\sum_{i=1}^k g(S_i) - g(\partial_h X)$ tubes as trivial tubes. Denote the resulting standard surfaces by F'_1, \dots, F'_k . So $g(F'_i) = g(S_i)$ and by the construction of $F_i, F'_i \cong S_i$ for all i .

Let W'_X be the submanifold of X between $\partial_h X$ and F'_1, \dots, F'_k . So $\partial_h^+ W'_X = \bigcup_{i=1}^k F'_i$ and $\partial_h^- W'_X = \partial_h X$. Since W_0 is a relative compression body, a maximal compression on $\partial^+ W_0$ yields a product neighborhood of $\partial^- W_0$. Since $P_0 = \partial_h^- W_0$ and since each 1-handle of X contains exactly one tube of F'_1, \dots, F'_k , this implies that a maximal compression on $\partial^+ W'_X$ yields a product neighborhood of $\partial^- W'_X$. Moreover, since W_0 is a relative compression body, each annulus of $\partial_v^- W_0$ has a dual disk in W_0 . As $\partial_v^- W_0 = \partial_v^- W'_X$, each annulus of $\partial_v^- W'_X$ has an induced dual disk in W'_X . Hence, W'_X is a relative compression body ∂ -similar to W_Y . Now the lemma follows from the induction as in Case 1.

Subcase 2b. $\sum_{i=1}^k g(S_i) < g(\partial_h Y)$

As $\partial_h Y$ has a minus sign, we have $\partial_h^- W_Y = \partial_h Y$ and $\partial_h^+ W_Y = \bigcup_{i=1}^k S_i$. As in Remark 4.2, we have $g(\partial^- W_Y) \leq g(\partial^+ W_Y)$, which implies that $g(\partial_h Y) = g(\partial_h^- W_Y) \leq g(\partial^+ W_Y)$. Hence the hypothesis $\sum_{i=1}^k g(S_i) < g(\partial_h Y)$ implies that $\sum_{i=1}^k g(S_i) < g(\partial^+ W_Y)$. Since $\partial_h^+ W_Y = \bigcup_{i=1}^k S_i$ and $\partial^+ W_Y = \partial_h^+ W_Y \cup \partial_v^+ W_Y$, this inequality is possible because of the annuli in $\partial_v^+ W_Y$.

Recall that $\{x_1, \dots, x_{k-1}\}$ is a minimal set of annuli connecting the F_i 's and $x_i = f(y_i)$. So y_1, \dots, y_{k-1} are $k-1$ annuli in $\partial_v^+ W_Y$ connecting S_1, \dots, S_k together. Thus each additional annulus in $\partial_v^+ W_Y \setminus \{y_1, \dots, y_{k-1}\}$ contributes an extra genus for $\partial^+ W_Y = \partial_h^+ W_Y \cup \partial_v^+ W_Y$, so we have $g(\partial^+ W_Y) = \sum_{i=1}^k g(S_i) + |\partial_v^+ W_Y| - (k-1)$. Let $g = |\partial_v^+ W_Y| - (k-1) = g(\partial^+ W_Y) - \sum_{i=1}^k g(S_i)$. So $g(\partial^+ W_Y) = \sum_{i=1}^k g(S_i) + g$. Without loss of generality, suppose y_k, \dots, y_{k+g-1} are the g additional annuli in $\partial_v^+ W_Y$. Hence x_k, \dots, x_{k+g-1} are g annuli in $\partial_v^+ W_X$.

Next, we consider the marked handlebody X_0 and the relative compression body W_0 constructed at the beginning of Case 2.

Let \widehat{F} be the union of x_1, \dots, x_{k-1} and the suspension surfaces F_1, \dots, F_k . So \widehat{F} is a connected planar surface. Similar to the proof of Lemma 4.1, we can perform tube slides and isotope \widehat{F} into a suspension surface in X_0 . Next, we view \widehat{F} as a suspension surface and view F_1, \dots, F_k as subsurfaces of \widehat{F} . As in the proof of Lemma 4.1, all the dual disks Δ_i in this configuration are as shown in Figure 4.2(a). Since x_k, \dots, x_{k+g-1} are g annuli in $\partial_v^+ W_0$, the corresponding disks $\Delta_k, \dots, \Delta_{k+g-1}$, as in Figure 4.2(a), are g compressing disks for $\partial^+ W_0$.

Now we add $g(S_i)$ trivial tubes to each F_i ($i = 1, \dots, k$) and denote the resulting surface by F'_i . So $F'_i \cong S_i$. As each F_i is a subsurface of the suspension surface \widehat{F} , these trivial tubes can also be viewed as trivial tubes for \widehat{F} . Let W'_0 be the submanifold of W_0 bounded by $P_0 = \partial_h X_0, F'_1, \dots, F'_k$ and $\partial_v W_0$. Let $\mathbf{m} = \sum_{i=1}^k g(S_i)$. So W'_0 is obtained from W_0 by drilling out \mathbf{m} trivial tunnels. Since each F_i has a plus sign, W'_0 is also a relative compression body. Moreover, each trivial tube determines a compressing disk for F'_i in W'_0 , see the top shaded disk in Figure 4.2(c). Let $D'_1, \dots, D'_\mathbf{m}$ be the compressing disks in W'_0 corresponding to these \mathbf{m} trivial tubes.

Let $\omega = g(\partial_h Y) - \mathbf{m}$ ($\mathbf{m} = \sum_{i=1}^k g(S_i)$). By the hypothesis $\sum_{i=1}^k g(S_i) < g(\partial_h Y)$ in this subcase, we have $\omega > 0$. Since $g = g(\partial^+ W_Y) - \mathbf{m}$ and since $g(\partial_h Y) = g(\partial_h^- W_Y) \leq g(\partial^+ W_Y)$, we have $g \geq \omega$. Note that $g(\partial_h Y) = \omega + \mathbf{m}$. Recall that each annulus x_i ($i = k, \dots, k+g-1$)

is associated with a disk Δ_i , as illustrated in Figure 4.2(c), and since x_k, \dots, x_{k+g-1} are g annuli in $\partial_v^+ W_X$, each Δ_i is a compressing disk for $\partial^+ W'_0$. As $g \geq \omega$, we consider the first ω disks $\Delta_k, \dots, \Delta_{\omega+k-1}$.

Consider the $\omega + \mathbf{m}$ compressing disks $\Delta_k, \dots, \Delta_{\omega+k-1}$ and D'_1, \dots, D'_m for $\partial^+ W'_0$ in W'_0 . Recall that $g(\partial_h Y) = \omega + \mathbf{m}$. Since $P_0 = \partial_h X_0 = \partial_h^- W'_0$, by Remark 3.2(4), there are (core) arcs $\alpha_1, \dots, \alpha_{\omega+\mathbf{m}}$ dual to the $\omega + \mathbf{m}$ disks $\Delta_k, \dots, \Delta_{\omega+k-1}$ and D'_1, \dots, D'_m with $\partial\alpha_i \subset \partial_h X_0 = P_0$, see Figure 4.2(c), such that after drilling out tunnels along these arcs α_i , $W_X = W'_0 \setminus \bigcup_{i=1}^{\omega+\mathbf{m}} N(\alpha_i)$ is still a relative compression body.

Note that there are ω disjoint circles $\gamma_1, \dots, \gamma_\omega$ in the central sphere of \widehat{F} such that each γ_j intersects the disk Δ_{j+k-1} exactly once and disjoint from other disks. Similarly, each of the meridional circles of the trivial tubes meets the corresponding disk D'_i exactly once, see Figure 4.2(c). So these arcs α_i basically go around these circles. Moreover, if we ignore \widehat{F} , then these α_i 's are arcs in a large 3-ball in X_0 that contain all the cross-section disks of F_1, \dots, F_k . Thus, $\alpha_1, \dots, \alpha_{\omega+\mathbf{m}}$ are trivial arcs in the marked handlebody X_0 . Hence $X = X_0 \setminus \bigcup_{i=1}^{\omega+\mathbf{m}} N(\alpha_i)$ is a marked handlebody with $\partial_v X = \partial_v X_0$ and $g(\partial_h X) = \omega + \mathbf{m} = g(\partial_h Y)$. This implies that W_X is a submanifold of the marked handlebody X and W_X is ∂ -similar to W_Y . Note that we may isotope \widehat{F} back into the original positions of F_1, \dots, F_i and x_1, \dots, x_{k-1} and the isotopy carries these disks and arcs α_i to a different position. By our construction, after this isotopy, each F'_i , together with subannuli of $\partial_v X$, bounds a marked handlebody in X . Now by the induction as in Case 1, we can build a collection of surfaces that divide X into a stack of relative compression bodies that is similar to the stack Y .

Remark 4.6. In the operation above, we fix X_0 and obtain the marked handlebody X by drilling out $g(\partial_h X)$ trivial tunnels from X_0 . Instead of drilling tunnels, one can also carry out an equivalent (dual) operation by fixing X while dragging some tubes of F'_i through the $g(\partial_h X)$ 1-handles of X , in other words, re-embedding some tube of F'_i into tubes that go through the 1-handles of X . Note that, since the tubes of the suspension surface F_i may be re-embedded into tubes through the 1-handles of X , the final surface F'_i may not be a standard surface in X . Nonetheless, each F'_i , together with subannuli of $\partial_v X$, still bounds a marked handlebody in X , and we can carry out the induction as in Case 1.

Case 3. S_1, \dots, S_k all have minus signs.

By the definition of relative compression body, $\partial_h^+ W_Y \neq \emptyset$. Hence $\partial_h Y$ must have a plus sign and $\partial_h^+ W_Y = \partial_h Y$.

Let y'_1, \dots, y'_q be the collection of subannuli in $\partial_v Y$ defined before Claim 1. We first show that each component of $\partial_v Y$ contains at most one y'_i . If two such annuli, say y'_i and y'_j , lie in the same component of $\partial_v Y$, then there is a component y_t of $\partial_v W_Y$ between y'_i and y'_j with both boundary circles in $\partial y'_i \cup \partial y'_j$. This implies that y_t has both boundary circles in $\bigcup_{i=1}^k \partial S_i$. Since S_1, \dots, S_k all have negative signs, y_t is an annulus in $\partial_v W_Y$ with both boundary curves in $\partial_h^- W_Y$, contradicting the hypothesis that W_Y is a relative compression body (by Definition 3.1, there is no such annulus).

Let $x'_i = f(y'_i)$ ($i = 1, \dots, q$). By the conclusion above, each component of $\partial_v X$ contains at most one x'_i . Consider the ∂ -parallel annulus Γ_i with $\partial\Gamma_i = \partial x'_i$ defined after Claim 1. Let W'_X be the submanifold of X obtained by deleting the solid tori bounded by $\Gamma_i \cup x'_i$ ($i = 1, \dots, q$). So $\partial W'_X$ consists of $\partial_h X$, $\Gamma_1, \dots, \Gamma_q$ and the annuli x_1, \dots, x_p , where $x_i = f(y_i)$. We assign a sign and an order to each x_i according to the sign and order of y_i .

As X is a marked handlebody, if we maximally compress $\partial_h X$ in X , the resulting manifold is a collar neighborhood of $\partial_v X$. Since each component of $\partial_v X$ contains at most one x'_i , if we maximally compress $\partial_h X$ in W'_X , we obtain a collection of solid tori, each of which is either a product neighborhood of some Γ_i or a collar neighborhood of a component of $\partial_v X$ that does not contain any x'_i . Assign a plus sign to $\partial_h X$ and a minus sign to each annulus Γ_i . Similar to the proof of Lemma 3.3, W'_X is a relative compression body with $\partial_h^- W'_X = \bigcup_{i=1}^q \Gamma_i$, $\partial_h^+ W'_X = \partial_h X$ and $\partial_v W'_X = \bigcup_{i=1}^p x_i$.

By Remark 3.2(4), there is a graph Z in W'_X connecting all the annuli Γ_i together such that $W'_X \setminus N(Z)$ is a product neighborhood of $\partial^+ W'_X$. Moreover, by Remark 3.2(4), for any nontrivial subgraph Z' of Z , $W'_X \setminus N(Z')$ is also a relative compression body. The graph Z can be constructed to have k disjoint subgraphs Z_1, \dots, Z_k , such that

- (1) each Z_j connects a subset $\tilde{\Gamma}_j$ of the annuli Γ_i 's,
- (2) $\Gamma_a \in \tilde{\Gamma}_j$ if and only if $\partial\Gamma_a \subset f(\partial S_j)$, $j = 1, \dots, k$,
- (3) let F'_j be the frontier surface of $\tilde{\Gamma}_j \cup N(Z_j)$ in W'_X , then $g(S_j) = g(F'_j)$.

Let $W_X = W'_X \setminus \bigcup_{j=1}^k N(Z_j)$. We set $\partial_h^+ W_X = \partial_h X$, $\partial_v W_X = \partial_v W'_X$, and $\partial_h^- W_X = \bigcup_{i=1}^k F'_i$. Conditions (2) and (3) above imply that each F'_j is homeomorphic to S_j . So W_X is a relative compression body ∂ -similar to W_Y . Moreover, each F'_i (together with some subannuli of $\partial_v X$) bounds a marked handlebody in X . Thus we can proceed with the induction as in Case 1 and this proves Case 3.

Case 4. S_1, \dots, S_k do not have the same sign.

The proof for Case 4 is a mix of the proofs for Cases 1, 2, and 3.

Let y_i , S_i and Γ_i be as above. Without loss of generality, we may suppose S_i has a plus sign if $i \leq t$ and has a minus sign if $t+1 \leq i \leq k$. We divide these ∂ -parallel annuli Γ_i into k sets of annuli $\tilde{\Gamma}_1, \dots, \tilde{\Gamma}_k$ such that $\Gamma_a \in \tilde{\Gamma}_j$ if and only if $\partial\Gamma_a \subset f(\partial S_j)$ ($j = 1, \dots, k$).

Now we temporarily ignore $\tilde{\Gamma}_{t+1}, \dots, \tilde{\Gamma}_k$ and proceed as in Case 1 and Case 2: We first construct suspension surfaces F_1, \dots, F_t over the sets of annuli $\tilde{\Gamma}_1, \dots, \tilde{\Gamma}_t$ respectively. Let V be the submanifold of X bounded by $\partial_h X$, F_1, \dots, F_t , and the collection of subannuli of $\partial_v X$ between these surfaces. So $\partial_h V = \partial_h X \cup (\bigcup_{i=1}^t F_i)$ and $\partial_v V$ consists of subannuli of $\partial_v X$. Denote the annuli in $\partial_v V$ by x_1, \dots, x_m , w_1, \dots, w_s , where no x_i ($i = 1, \dots, m$) contains boundary curves of any annulus in $\{\tilde{\Gamma}_{t+1}, \dots, \tilde{\Gamma}_k\}$, and each w_j ($j = 1, \dots, s$) contains boundary curves of at least one annulus in $\{\tilde{\Gamma}_{t+1}, \dots, \tilde{\Gamma}_k\}$. Note that since the annuli Γ_i are non-nested, each annulus in $\{\tilde{\Gamma}_{t+1}, \dots, \tilde{\Gamma}_k\}$ must have both boundary curves in the same w_j for some $j = 1, \dots, s$.

By our construction, $\partial F_i = f(\partial S_i)$ ($i = 1, \dots, t$). We assign F_1, \dots, F_t plus signs and assign $\partial_h X$ a \pm -sign according to the sign of $\partial_h Y$. Note that each annulus x_i ($i = 1, \dots, m$) corresponds to a component y_i of $\partial_v W_Y$ ($y_i = f(x_i)$). Assign a sign and an order to each x_i according to the sign and order of y_i .

Claim 2. Each w_j contains the boundary curves of exactly one annulus in $\{\tilde{\Gamma}_{t+1}, \dots, \tilde{\Gamma}_k\}$, and both curves of ∂w_j are boundary curves of $\partial_h^+ V$.

Proof of the Claim. This proof is similar to the argument in Case 3. If two annuli Γ_a and Γ_b in $\{\tilde{\Gamma}_{t+1}, \dots, \tilde{\Gamma}_k\}$ have boundary curves in the same w_j , then w_j must contain a subannulus x_c between Γ_a and Γ_b such that $\partial x_c \subset \bigcup_{i=t+1}^k \tilde{\Gamma}_i$. Let $y_c = f^{-1}(x_c)$ be the corresponding annulus in $\partial_v W_Y$. Since S_{t+1}, \dots, S_k have minus signs, this means that ∂y_c has both curves

in $\partial_h^- W_Y$. However, this is impossible because W_Y is a relative compression body and, by Definition 3.1, no annulus in $\partial_v W_Y$ has both boundary curves in $\partial_h^- W_Y$.

Similarly, if a curve of ∂w_j is a boundary curve of $\partial_h^- V$ (this occurs only if $\partial_h X$ has a minus sign, since F_1, \dots, F_t all have plus signs), then since w_j contains the boundary curves of an annulus in $\{\tilde{\Gamma}_{t+1}, \dots, \tilde{\Gamma}_k\}$, a subannulus x_d of w_j has one boundary curve in some $\tilde{\Gamma}_p$ ($t+1 \leq p \leq k$) and the other boundary curve in $\partial_h^- V$. Thus $y_d = f^{-1}(x_d)$ is a component of $\partial_v W_Y$ with both boundary curves in $\partial_h^- W_Y$, which is impossible. \square

Now we assign each annulus w_i a minus sign and an order larger than the order of any annulus in $\partial_v^+ W_Y$, and we view each w_i as an annulus in $\partial_v^- V$. Since $\partial^+ W_Y$ is connected (see Lemma 3.4), the construction of F_i implies that $\partial^+ V = \partial_h^+ V \cup \partial_v^+ V$ is connected. Thus the assumptions on W_Y and the S_i 's imply that these signs and orders on ∂V are admissible, see Definition 3.9. As before, we can find a minimal set of annuli connecting the components of $\partial_h^+ V$, and we can assume the F_i 's and their cross-section disks are well-positioned. As in Case 1 and Case 2, we can construct a surface F'_i by modifying F_i and adding $g(S_i)$ tubes to F_i ($i = 1, \dots, t$), such that the submanifold V' between $\partial_h X$ and $\cup_{i=1}^t F'_i$ is a relative compression body with each w_i an annulus in $\partial_v^- V'$.

By Claim 2, for each annulus w_i , there is exactly one annulus in $\{\tilde{\Gamma}_{t+1}, \dots, \tilde{\Gamma}_k\}$ having boundary in w_i . Similar to Case 3, let V'' be the submanifold of V' obtained by deleting the solid tori bounded by the ∂ -parallel annuli in $\{\tilde{\Gamma}_{t+1}, \dots, \tilde{\Gamma}_k\}$ and the corresponding subannuli of w_1, \dots, w_s . Now view the annuli in $\{\tilde{\Gamma}_{t+1}, \dots, \tilde{\Gamma}_k\}$ as components of $\partial_h^- V''$. Similar to Case 3, since each w_i is a component of $\partial_v^- V'$ and since V' is a relative compressing body, if we maximally compress $\partial^+ V'$ in V'' , the resulting manifold is a product neighborhood of $\partial^- V''$. Therefore, V'' is a relative compression body (with orders and signs the same as corresponding components of $\partial_h^\pm V'$ and $\partial_v^\pm V'$). Note that, if $\partial_h X$ has a plus sign, then $\partial_h^- V'' = \cup_{i=t+1}^k \tilde{\Gamma}_i$, and if $\partial_h X$ has a minus sign, then $\partial_h^- V'' = (\cup_{i=t+1}^k \tilde{\Gamma}_i) \cup \partial_h X$.

By Remark 3.2(4), there is a graph Z in V'' connecting all the components of $\partial^- V''$, such that $V'' \setminus N(Z)$ is a product neighborhood of $\partial^+ V''$. Similar to Case 3, there are graphs Z_{t+1}, \dots, Z_k in V'' such that

- (1) each Z_j connects all the annuli in $\tilde{\Gamma}_j$, and
- (2) let F'_j be the frontier surface of $\tilde{\Gamma}_j \cup N(Z_j)$ in V'' ($j = t+1, \dots, k$), then $g(S_j) = g(F'_j)$.

Let W_X be the manifold obtained by deleting a small neighborhood of $\cup_{i=t+1}^k Z_i$ from V'' . Note that after deleting $N(Z_j)$, the annuli in $\tilde{\Gamma}_j$ merge into a connected surface F'_j which is homeomorphic to S_j ($j = t+1, \dots, k$). Since $F'_i \cong S_i$ for $i = 1, \dots, t$, this means that W_X is a relative compression body ∂ -similar to W_Y . Thus we can proceed with the induction and this proves Case 4. \square

5. SEPARATING SURFACES

Let $M = \mathcal{W} \cup_{\mathcal{T}} \mathcal{V}$ and $N = \hat{\mathcal{T}} \cup_{\mathcal{T}} \mathcal{V}$ be as in Theorem 1.3, where $H^1(\mathcal{W}) = \mathbb{Z}$ and $\hat{\mathcal{T}}$ is a solid torus. We view \mathcal{V} as a submanifold of both M and N . Let Σ be the collection of incompressible and strongly irreducible surfaces in an untelescoping of a minimal genus Heegaard splitting of M . By Lemma 3.7 and Remark 2.2, we may assume that Σ is in good position with respect to \mathcal{T} .

First, we would like to point out that we only need to consider the case that Σ has no component entirely in \mathcal{W} . If Σ has a strongly irreducible surface entirely in \mathcal{W} , then since \mathcal{T} is incompressible, by maximally compressing this component on either side, we obtain an

incompressible component of Σ entirely in \mathcal{W} . For homology reasons, each closed surface in \mathcal{W} is separating. Thus there is a collection of incompressible components $\mathcal{F}_1, \dots, \mathcal{F}_n$ of Σ entirely in \mathcal{W} , such that (1) each \mathcal{F}_i bounds a submanifold Z_i of \mathcal{W} , (2) these Z_i 's are non-nested, and (3) Σ has no component entirely in $\mathcal{W} \setminus \bigcup_{i=1}^n Z_i$. Let Σ' be the components of Σ lying outside $\bigcup_{i=1}^n Z_i$. So no component of Σ' is entirely in \mathcal{W} . Since \mathcal{F}_i is an incompressible component in the untelescoping, $\Sigma \cap \text{int}(Z_i)$ gives a generalized Heegaard splitting of Z_i . Let \mathcal{A}_i be the compression body in the untelescoping that lies outside Z_i and with $\mathcal{F}_i \subset \partial_- \mathcal{A}_i$. Let $\mathcal{P}_i = \partial_+ \mathcal{A}_i$. So \mathcal{P}_i is a component of Σ' . By rearranging handles in Z_i (as a converse of the untelescoping), we first convert $\Sigma \cap \text{int}(Z_i)$ into a Heegaard surface of Z_i . Then we amalgamate this Heegaard surface of Z_i with \mathcal{P}_i along \mathcal{F}_i , see [19]. As in [19], also see [9, 11, 12], this amalgamation operation is basically using a tube across \mathcal{F}_i to connect \mathcal{P}_i with a closed surface in Z_i . In particular, it does not affect how these surfaces intersect \mathcal{T} . We perform this amalgamation operation for each Z_i and let Σ'' be the resulting collection of surfaces. Σ'' decomposes M into a generalized Heegaard splitting with the same genus (it can be viewed as rearranging the same set of handles). Moreover, no component of Σ'' is entirely in \mathcal{W} . This amalgamation operation is away from the torus \mathcal{T} , so the intersection of \mathcal{T} with each compression body is still a collection of incompressible annuli. Hence it follows from the proof of Lemma 3.7 that Σ'' is still in good position with respect to \mathcal{T} . We can continue the proof using Σ'' instead of Σ and the proof is the same.

By the argument above, we may suppose that Σ has no component entirely in \mathcal{W} .

For homology reasons, there is a nontrivial simple closed curve in \mathcal{T} that is null-homologous in \mathcal{W} (this curve bounds a non-separating Seifert surface in \mathcal{W}). Choose a framing for $H_1(\mathcal{T})$ by setting the slope of this curve to be $1/0$ (or ∞). We also call this slope a meridional slope. Note that N is obtained from \mathcal{V} by a Dehn filling along the ∞ -slope.

In this section, we prove Theorem 1.3 in the case that every component of $\Sigma \cap \mathcal{W}$ is separating in \mathcal{W} . Suppose every component of $\Sigma \cap \mathcal{W}$ is separating in \mathcal{W} . We have 3 cases to discuss.

Case (a). A component of $\Sigma \cap \mathcal{W}$ has genus at least one.

Let Σ_0 be a component of $\Sigma \cap \mathcal{W}$ with $g(\Sigma_0) \geq 1$. Since every component of $\Sigma \cap \mathcal{W}$ is separating in \mathcal{W} , $\partial \Sigma_0$ has an even number of components. Let c_1, \dots, c_{2k} be the boundary curves of Σ_0 . The curves c_1, \dots, c_{2k} divide \mathcal{T} into $2k$ annuli A_1, \dots, A_{2k} . Suppose A_i is adjacent to A_{i+1} for each i . As Σ_0 is separating in \mathcal{W} , A_{2i} and A_{2i-1} lie on different sides of Σ_0 for each i .

Now consider $N = \widehat{\mathcal{T}} \cup_{\mathcal{T}} \mathcal{V}$ and view \mathcal{T} as the boundary of the solid torus $\widehat{\mathcal{T}}$.

We first construct a surface Σ'_0 properly embedded in $\widehat{\mathcal{T}}$ such that

- (1) $\partial \Sigma'_0 = c_1 \cup \dots \cup c_{2k}$,
- (2) $g(\Sigma'_0) = g(\Sigma_0)$ and
- (3) Σ'_0 divides the solid torus $\widehat{\mathcal{T}}$ into two marked handlebodies.

The construction is fairly straightforward. Let Γ_i be a ∂ -parallel annulus in the solid torus $\widehat{\mathcal{T}}$ with $\partial \Gamma_i = \partial A_{2i}$ ($i = 1, \dots, k$). Let N_i be the solid torus bounded by $\Gamma_i \cup A_{2i}$. Let c be a core curve of the solid torus $\widehat{\mathcal{T}}$ and suppose c lies outside each N_i . So $\widehat{\mathcal{T}} \setminus N(c) \cong T^2 \times I$. Let $J = \alpha \times I$ be a vertical annulus in $\widehat{\mathcal{T}} \setminus N(c) \cong T^2 \times I$ and we choose the slope of α so that J meets each curve c_i in a single point. Hence $J \cap N_i$ is a bigon meridional disk of N_i . Let h_1, \dots, h_k be a collection of 1-handles connecting $N(c)$ to N_1, \dots, N_k respectively along vertical arcs in the vertical annulus J . Let $X_0 = \overline{N(c)} \cup (\bigcup_{i=1}^k (N_i \cup h_i))$. So X_0 is a marked

handlebody with $\partial_v X_0 = \cup_{i=1}^k A_{2i}$ and $\partial_h X_0$ a genus-one surface properly embedded in $\widehat{\mathcal{T}}$. Since these 1-handles h_i are unknotted, the closure of $\widehat{\mathcal{T}} \setminus X_0$ is a marked handlebody whose vertical boundary is $\cup_{i=1}^k A_{2i-1}$.

Now we add g trivial 1-handles to X_0 , where $g = g(\Sigma_0) - 1$, and denote the resulting manifold by X'_0 . Hence X'_0 is a marked handlebody with $\partial_h X'_0 \cong \Sigma_0$. Let X^c be the closure of the $\widehat{\mathcal{T}} \setminus X'_0$. Since these g 1-handles are trivial 1-handles, X^c is a marked handlebody with $\partial_v X^c = \cup_{i=1}^k A_{2i-1}$. Set $\Sigma'_0 = \partial_h X'_0 = \partial_h X^c$, so we have $\Sigma'_0 \cong \Sigma_0$.

Σ'_0 divides $\widehat{\mathcal{T}}$ into two marked handlebodies and Σ_0 divides \mathcal{W} into two stacks of relative compression bodies. By applying Lemma 4.5 to each of the two stacks, we can construct a stack of relative compression bodies in $\widehat{\mathcal{T}}$ that is similar to the stack \mathcal{W} . By Lemma 3.8, we can connect the horizontal surfaces in $\widehat{\mathcal{T}}$ to $\Sigma \cap \mathcal{V}$ and obtain a generalized Heegaard splitting for N with the same genus. Thus $g(N) \leq g(W)$ and Theorem 1.3 holds in Case (a).

Case (b). The curves in $\Sigma \cap \mathcal{T}$ have an integer slope.

This case is similar to Case (a). Let Σ_0 be a component of $\Sigma \cap \mathcal{W}$. Since Σ_0 is separating in \mathcal{W} , $\partial \Sigma_0$ has an even number of components. Let c_1, \dots, c_{2k} be the boundary curves of Σ_0 . Let A_i ($i = 1, \dots, 2k$), Γ_j and N_j ($j = 1, \dots, k$) be as in Case (a).

Consider $N = \widehat{\mathcal{T}} \cup_{\mathcal{T}} \mathcal{V}$ and view \mathcal{T} as the boundary of the solid torus $\widehat{\mathcal{T}}$. Let Δ be a compressing disk in the solid torus $\widehat{\mathcal{T}}$. Since the curves in $\Sigma \cap \mathcal{T}$ have an integer slope, $\partial \Delta$ intersects each curve c_i in a single point. Hence $\Delta \cap N_i$ is a bigon compressing disk of N_i . Let O be a point in $\text{int}(\Delta)$ and outside each N_i . Let h_1, \dots, h_k be a collection of 1-handles connecting a 3-ball $N(O)$ to N_1, \dots, N_k respectively along arcs in Δ . Let X_0 be the union of $N(O)$, the solid tori N_i 's, and the 1-handles h_i 's. So X_0 is a marked handlebody with $\partial_v X_0 = \cup_{i=1}^k A_{2i}$. Since Δ is a compressing disk in the solid torus, the closure of $\widehat{\mathcal{T}} \setminus X_0$ is a marked handlebody whose vertical boundary is $\cup_{i=1}^k A_{2i-1}$. Then we add g trivial 1-handles to X_0 , where $g = g(\Sigma_0)$, and denote the resulting manifold by X'_0 . Similar to Case (a), X'_0 and its complement are both marked handlebodies. Let $\Sigma'_0 = \partial_h X'_0$. Thus $\Sigma'_0 \cong \Sigma_0$. Now the proof is the same as Case (a).

Case (c). Every component of $\Sigma \cap \mathcal{W}$ is a planar surface, but there is a relative compression body Y in the stack \mathcal{W} with $g(\partial^+ Y) \geq 1$.

Recall that if one maximally compresses $\partial^+ Y$ in Y , the resulting manifold is a product neighborhood of $\partial^- Y$. As in Remark 3.2(4), this means that there is a graph G connecting all the components of $\partial^- Y$ such that $Y \setminus N(G \cup \partial^- Y) \cong (\partial^+ Y) \times I$. Denote $Y' = Y \setminus N(G \cup \partial^- Y)$ and let Σ_0 be the frontier surface of $N(G \cup \partial^- Y)$ in Y . So Σ_0 is a properly embedded surface in Y and $\Sigma_0 \subset \partial Y'$. We may view Y' as a (trivial) relative compression body with $\partial^+ Y' = \partial^+ Y$ and $\partial_h^- Y' = \Sigma_0$. As $Y' \cong (\partial^+ Y) \times I$, we have $\Sigma_0 \cong \partial^+ Y$. By Lemma 3.4, $\partial^+ Y$ is connected. Hence Σ_0 is connected. Since $g(\partial^+ Y) \geq 1$, $g(\Sigma_0) \geq 1$.

Σ_0 divides Y into two submanifolds Y' and Y'' , where Y'' is a neighborhood of $G \cup \partial^- Y$. If we maximally compress Σ_0 in Y'' , the resulting manifold is a product neighborhood of $\partial^- Y$. Hence we may view Y'' as a relative compression body with $\partial_h^+ Y'' = \Sigma_0$ and $\partial^- Y'' = \partial^- Y$. Although Y' and Y'' are both relative compression bodies, $Y = Y' \cup_{\Sigma_0} Y''$ is not a stack by definition because Σ_0 has a minus sign in Y' but has a plus sign in Y'' . Nonetheless, the closure of each component of $\mathcal{W} \setminus \Sigma_0$ is a stack.

As $g(\Sigma_0) \geq 1$, we can repeat the construction in Case (a) and construct a surface Σ'_0 in the solid torus $\widehat{\mathcal{T}}$, such that $\Sigma'_0 \cong \Sigma_0$, $\partial\Sigma'_0 = \partial\Sigma_0$ in \mathcal{T} , and Σ'_0 divides $\widehat{\mathcal{T}}$ into two marked handlebodies. Now the proof is the same as Case (a): in each of the two marked handlebodies, we apply Lemma 4.5 and construct a collection of surfaces, dividing the marked handlebody into a stack that is similar to the corresponding stack of $\mathcal{W} \setminus \Sigma_0$. After removing Σ'_0 , we obtain a stack $\widehat{\mathcal{T}}$ that is similar to the stack \mathcal{W} . Now the proof is the same as Case (a) and this finishes Case (c).

Claim. Suppose every component of $\Sigma \cap \mathcal{W}$ is a planar surface and, for each relative compression body Y in the stack \mathcal{W} , ∂^+Y is a planar surface. Then the slope of the curves in $\Sigma \cap \mathcal{T}$ must be an integer.

Proof of the claim. $\Sigma \cap \mathcal{W}$ divides \mathcal{W} into a stack of relative compression bodies. Let Y be any relative compression body in this stack. By Remark 3.2(5), the manifold \widehat{Y} obtained by adding a 2-handle along each annulus in ∂_v^-Y is also a relative compression body. Next, add 2-handles to \widehat{Y} along every annulus in ∂_v^0Y . By Remark 3.2(6), the resulting manifold, denoted by \widehat{Y}' , is also a relative compression body. Since each component of $\Sigma \cap \mathcal{W}$ is a planar surface, $\partial^-\widehat{Y}'$ is a collection of 2-spheres. By the hypothesis of the claim, ∂^+Y is a planar surface, which implies that $\partial^+\widehat{Y}'$ is a 2-sphere. Hence \widehat{Y}' is a punctured 3-ball (i.e. a 3-ball with a collection of 3-balls removed from its interior). Let \widehat{Y}'' be the manifold obtained from \widehat{Y}' by adding a 2-handle along each annulus in ∂_v^+Y . Since \widehat{Y}' is a punctured 3-ball, so is \widehat{Y}'' .

Let $\mathcal{W}' = \mathcal{W} \cup (D^2 \times S^1)$ be the manifold obtained by a Dehn filling on \mathcal{W} with each curve of $\Sigma \cap \mathcal{T}$ bounding a disk in the solid torus $D^2 \times S^1$. The argument above implies that each relative compression body in the stack \mathcal{W} extends to a punctured 3-ball in \mathcal{W}' . Hence \mathcal{W}' is either S^3 or a connected sum of $S^2 \times S^1$.

Now consider the slope of the curves in $\Sigma \cap \mathcal{T}$. If the slope is neither an integer nor the ∞ -slope, then $H_1(\mathcal{W}')$ is a nontrivial finite cyclic group, contradicting our conclusion that \mathcal{W}' is either S^3 or a connected sum of $S^2 \times S^1$. If the slope is the ∞ -slope, then $H_1(\mathcal{W}') = \mathbb{Z}$ and \mathcal{W}' must be $S^2 \times S^1$. Since each relative compression body in the stack \mathcal{W} extends to a punctured 3-ball in \mathcal{W}' , $\Sigma \cap \mathcal{W}$ extends into a collection of 2-spheres that divide \mathcal{W}' into a collection of punctured 3-balls. This implies that there must be a component of $\Sigma \cap \mathcal{W}$ that extends to a non-separating 2-sphere in $\mathcal{W}' = S^2 \times S^1$. This means that a component of $\Sigma \cap \mathcal{W}$ has an odd number of boundary curves and is non-separating in \mathcal{W} , a contradiction to the hypothesis of this section. \square

Theorem 1.3 in the case that every surface in $\Sigma \cap \mathcal{W}$ is separating now follows from the claim above and the discussions in the 3 cases: By Cases (a), we may assume every component of $\Sigma \cap \mathcal{W}$ is a planar surface. By Case (c), we may assume that for each relative compression body Y in the stack \mathcal{W} , ∂^+Y is a planar surface. So it follows from the Claim that the slope of the curves in $\Sigma \cap \mathcal{T}$ is an integer. Now Theorem 1.3 follows from Case (b).

Next, we consider the case that a component of $\Sigma \cap \mathcal{W}$ is separating.

6. TYPE II BLOCKS

In this section, we describe the second type of building block in the construction.

We call a genus- g handlebody X an **extended marked handlebody** if ∂X contains $m+1$ ($m \leq g$) disjoint annuli A_0, A_1, \dots, A_m , such that

- (1) A_0 is trivial (i.e. ∂A_0 is trivial in ∂X) and each A_i ($i \geq 1$) is an essential annulus in ∂X
- (2) X contains m disjoint meridional disks τ_1, \dots, τ_m such that $\tau_i \cap A_j = \emptyset$ if $i \neq j$, and $\tau_i \cap A_i$ is a single essential arc of A_i for each $i \geq 1$.

The only difference between a marked handlebody and an extended marked handlebody is that one marked annulus is trivial in an extended marked handlebody.

Similar to the description of a marked handlebody in section 4, we can describe X as follows: Start with a marked handlebody X_1 constructed by first connecting a central 3-ball B to a collection of solid tori T_1, \dots, T_m using 1-handles, and then adding $g-m$ 1-handles to B (here we use the same notation as in section 4). Let A_1, \dots, A_m be the annuli in $\partial T_1, \dots, \partial T_m$ with $\partial_v X_1 = \bigcup_{i=1}^m A_i$. Next, connect a 3-ball $B' = D^2 \times I$ to B using a 1-handle H_0 and require H_0 is attached to $D^2 \times \{1\} \subset \partial B'$. Denote the resulting manifold by X and denote $(\partial D^2) \times I$ by A_0 . The set of annuli A_0, A_1, \dots, A_m are our marked annuli on ∂X .

The boundary of X has two parts: (1) the vertical boundary $\partial_v X = \bigcup_{i=0}^m A_i$ and (2) the horizontal boundary $\partial_h X = \overline{\partial X} \setminus \partial_v X$. So $\partial_h X$ has two components, one of which is the disk $D^2 \times \{0\} \subset \partial B'$.

Next, we describe the cross-section disks and suspension surfaces for X . We view X as the manifold obtained by connecting a marked handlebody X_1 to a 3-ball $B' = D^2 \times I$ via a 1-handle H_0 as above. A cross-section disk for X is simply an extension of a cross-section disk for X_1 into the 1-handle H_0 and the 3-ball B' . More precisely, start with a cross-section disk E' for the marked handlebody X_1 . Let $H_0 = \Delta_0 \times I$ be the 1-handle connecting X_1 to $B' = D^2 \times I$ with $\Delta_0 \times \{0\} \subset D^2 \times \{1\} \subset \partial B'$. We may suppose that there is a disk E_H properly embedded in the 1-handle $H_0 = \Delta_0 \times I$ in the form of $\delta_0 \times I$ such that $E_H \cap E'$ is the arc $\delta_0 \times \{1\}$ in ∂H_0 . Moreover, we may suppose that there is a disk E_D properly embedded in $B' = D^2 \times I$ in the form of $\delta \times I$, such that $E_D \cap E_H$ is the arc $\delta_0 \times \{0\}$ in ∂H_0 . Let $E = E' \cup E_H \cup E_D$. We call E a **cross-section disk** for X .

A **suspension surface** in X is constructed in the same way as in section 4: Start with a collection of non-nested ∂ -parallel annuli, each of which is parallel to a subannulus of some A_i ($i = 0, 1, \dots, m$). Then connect these ∂ -parallel annuli to a central 2-sphere along arcs in a cross-section disk.

Denote the two components of $\partial_h X$ by F_0 and F_1 , where $F_0 = D^2 \times \{0\} \subset \partial B'$ is the disk component. Let S be a suspension surface in X over a set of ∂ -parallel annuli. Let \hat{S} be the surface obtained by connecting S and the disk F_0 by a tube along an arc in the cross-section disk, see Figure 6.1(a) for a 1-dimensional schematic picture. We call \hat{S} an **extended suspension surface**. Let \hat{S}' be the surface obtained by adding some (possibly none) trivial tubes to \hat{S} , and let X_0 be the submanifold of X bounded by F_1, \hat{S}' , and the subannuli of $\partial_v X$ between them. We call X_0 a **type II block**. Similarly, define the horizontal and vertical boundaries of X_0 as $\partial_h X_0 = F_1 \cup \hat{S}'$ and $\partial_v X_0 = \overline{\partial X_0} \setminus \partial_h X_0$ respectively.

Conversion between type I and type II blocks:

Let T_0, T_1, \dots, T_m be a collection of solid tori and let \mathfrak{X} be a marked handlebody constructed by connecting these T_i 's to a central 3-ball B using 1-handles, as in section 4. Suppose $\partial_v \mathfrak{X}$ consists of annuli A_0, \dots, A_m , where each A_i is an annulus in ∂T_i . Let $\Gamma_0, \dots, \Gamma_n$ be a collection of non-nested ∂ -parallel annuli in \mathfrak{X} with $\partial \Gamma_i \subset \partial_v \mathfrak{X}$, and let S be a suspension surface over these Γ_i 's. Let \mathfrak{X}_0 be the submanifold of \mathfrak{X} bounded by $S, \partial_h \mathfrak{X}$, and the subannuli of $\partial_v \mathfrak{X}$ between them. So \mathfrak{X}_0 is a type I block by definition.

Suppose $\partial\Gamma_0 \subset A_0$, and suppose a component of ∂A_0 and a component of $\partial\Gamma_0$ bounds a subannulus $A'_0 \subset A_0$ such that $\text{int}(A'_0)$ does not contain boundary curves of any Γ_i . In particular, A'_0 is a component of $\partial_v \mathfrak{X}_0$. Now add a 2-handle to \mathfrak{X}_0 along the annulus A'_0 and denote the resulting manifold by X_0 . We claim that X_0 is a type II block. To see this, start with the solid torus T_0 in the construction of \mathfrak{X} and view Γ_0 as a ∂ -parallel annulus in T_0 . Let $\widehat{\Gamma}_0$ be the solid torus bounded by Γ_0 and the subannulus of A_0 between $\partial\Gamma_0$. We may view the closure of $T_0 \setminus \widehat{\Gamma}_0$ as a product $A \times I$, where A is an annulus, $\Gamma_0 = A \times \{0\}$, and the annulus A'_0 described above is a component of $(\partial A) \times I$. So adding a 2-handle along A'_0 changes $A \times I$ to a 3-ball $B' = D^2 \times I$, and Γ_0 extends to the disk $D^2 \times \{0\}$. Moreover, the set of 1-handles connect B', T_1, \dots, T_m and B into an extended marked handlebody. Further, the suspension surface S in \mathfrak{X} becomes an extended suspension surface in this extended marked handlebody. Thus X_0 is a type II block.

Conversely, given a type II block X_0 as above, let α be an arc of the form $\{x\} \times I \subset D^2 \times I = B'$ and suppose α is disjoint from the cross-section disk of \hat{S} . Then $\mathfrak{X}_0 = X_0 \setminus N(\alpha)$ is a type I block (one can view $N(\alpha)$ as the 2-handle above and view α to be a co-core of the 2-handle).

Remark 6.1. Let X_0 be a type II block and let α be the arc of the form $\{x\} \times I \subset D^2 \times I = B'$ as above. Since α is unknotted, $X_0 \setminus N(\alpha)$ is a topological handlebody. We may view the closure of $N(\alpha)$ as a cylinder $\Delta_\alpha \times I$, where Δ_α is a disk and $\Delta_\alpha \times \partial I \subset \partial_h X_0$. In the description above, we view $\mathfrak{X}_0 = X_0 \setminus N(\alpha)$ as a type I block and view $A'_0 = \partial\Delta_\alpha \times I$ as a component of $\partial_v \mathfrak{X}_0$. Moreover, $\partial_h \mathfrak{X}_0 = \partial_h X_0 \setminus (\Delta_\alpha \times \partial I)$, and $\partial_h \mathfrak{X}_0$ has two components which we denote by S_1 and S_2 . Note that we may view \mathfrak{X}_0 and its boundary surface in a slightly different way: If we include the annulus A'_0 as part of $\partial_h \mathfrak{X}_0$ instead, in other words, if we define $\partial_h \mathfrak{X}_0 = S_1 \cup A'_0 \cup S_2$, then it follows from the proof of Lemma 4.3 that \mathfrak{X}_0 is a marked handlebody with $\partial_h \mathfrak{X}_0 = S_1 \cup A'_0 \cup S_2$.

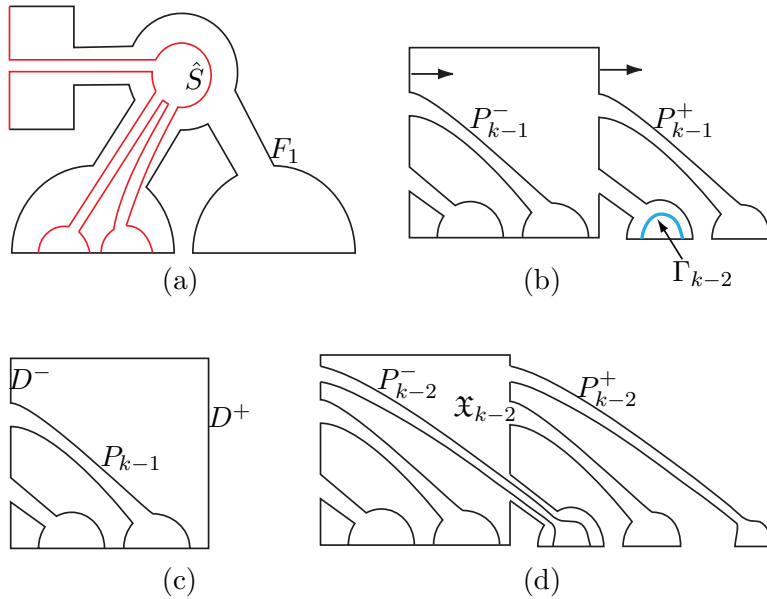


FIGURE 6.1. Extended suspension surfaces and type II blocks

7. NON-SEPARATING SURFACES

Let $M = \mathcal{W} \cup_{\mathcal{T}} \mathcal{V}$ and $N = \widehat{\mathcal{T}} \cup_{\mathcal{T}} \mathcal{V}$ be as in Theorem 1.3. Let Σ be the collection of surfaces in an untelescoping of a minimal genus Heegaard splitting of M . In this section, we prove Theorem 1.3 in the case that $\Sigma \cap \mathcal{W}$ contains a component that is non-separating in \mathcal{W} . This, combined with section 5, gives a full proof of Theorem 1.3.

As in section 5, we view \mathcal{T} as a torus in both M and N , and we may assume that Σ has no component that is entirely in \mathcal{W} . Suppose at least one component of $\Sigma \cap \mathcal{W}$ is non-separating in \mathcal{W} . By our choice of framing, the curves $\Sigma \cap \mathcal{T}$ in \mathcal{T} must have the ∞ -slope.

Let S be a non-separating component of $\Sigma \cap \mathcal{W}$. Denote the set of boundary curves of S by C_0 . We fix a normal direction for S which induces a normal direction for each circle of C_0 in \mathcal{T} . By the homology assumption on \mathcal{W} , C_0 (with the induced orientation) represents a primitive element in $H_1(\mathcal{T})$. In particular, C_0 contains an odd number of curves. Curves in C_0 divide the torus \mathcal{T} into an odd number of annuli and we denote this set of annuli by \mathcal{A}_0 . We call an annulus in \mathcal{A}_0 an inner annulus if the normal directions of both of its boundary curves point out of this annulus. The homology conclusion on C_0 implies that, if $|C_0| > 1$, then there must be at least one inner annulus in \mathcal{A}_0 . Let \mathcal{A}'_0 be the set of all inner annuli in \mathcal{A}_0 .

Next, we remove the boundary curves of the annuli in \mathcal{A}'_0 from C_0 and let C_1 denote the remaining set of curves. Clearly C_0 and C_1 represent the same element in $H_1(\mathcal{T})$. Now we apply the same procedure on C_1 : C_1 divides \mathcal{T} into a collection of annuli, which we denote by \mathcal{A}_1 , and we define inner annuli for \mathcal{A}_1 similarly. If $|C_1| > 1$, there must be at least one inner annulus in \mathcal{A}_1 . Let \mathcal{A}'_1 be the set of inner annuli in \mathcal{A}_1 . Note that, by our construction, each inner annulus in \mathcal{A}'_1 must contain at least one inner annulus of \mathcal{A}'_0 as a subannulus. Similarly, let C_2 be the subset of C_1 obtained by deleting all the boundary curves of the annuli in \mathcal{A}'_1 . This procedure produces a sequence of sets of curves $C_0 \supset C_1 \supset \cdots \supset C_k$ and eventually C_k is a single curve. Moreover, each annulus in \mathcal{A}'_i must contain at least one annulus of \mathcal{A}'_{i-1} as a subannulus.

Next, we build a planar surface P in $\widehat{\mathcal{T}}$, such that ∂P is the same set of curves as ∂S in \mathcal{T} . Let D be a meridional disk of $\widehat{\mathcal{T}}$ bounded by C_k (recall that C_k is a single curve). For each inner annulus A in \mathcal{A}'_i , build a ∂ -parallel annulus Γ in $\widehat{\mathcal{T}}$ parallel to A and with $\partial\Gamma = \partial A$. Let Γ_i be the set of such ∂ -parallel annuli parallel to the set of inner annuli in \mathcal{A}'_i . We may suppose D and all the annuli in the Γ_i 's are pairwise disjoint. Assign normal directions to D and these ∂ -parallel annuli according to the normal directions of their boundary curves. So the union of D and these ∂ -parallel annuli is a disconnected surface whose boundary is the same as ∂S .

Now we use tubes to connect D and the annuli in the Γ_i 's together in a way that preserves the induced normal directions. The meridional disk D cuts the solid torus $\widehat{\mathcal{T}}$ into a product $D \times I$. Denote $D \times \{0\}$ by D^- and $D \times \{1\}$ by D^+ , and view D^\pm as the \pm -side of D . Suppose the induced normal direction of D^+ points out of $D \times I$ and the direction of D^- points into $D \times I$.

As illustrated in the 1-dimensional schematic picture in Figure 6.1(c), we first connect each annulus in Γ_{k-1} to D^- using a trivial arc. Then we add tubes along these arcs to connect D^- and the annuli in Γ_{k-1} . Denote the resulting planar surface by P_{k-1} . By the definition of inner annulus, the induced normal directions for Γ_{k-1} and D^- are compatible in P_{k-1} . We may view P_{k-1} as a non-separating surface in $\widehat{\mathcal{T}}$.

As illustrated in Figure 6.1(b), if we cut $\widehat{\mathcal{T}}$ open along P_{k-1} , the resulting manifold, denoted by \mathfrak{X}_{k-1} , is a type II block. Denote the two components of $\partial_h \mathfrak{X}_{k-1}$ by P_{k-1}^- and P_{k-1}^+ , and

suppose the induced normal direction at P_{k-1}^- points into \mathfrak{X}_{k-1} , see Figure 6.1(b). Moreover, Γ_{k-2} can be viewed as a collection of ∂ -parallel annuli in \mathfrak{X}_{k-1} .

Similarly, we connect P_{k-1}^- to the annuli in Γ_{k-2} using tubes along unknotted arcs, and denote the resulting planar surface by P_{k-2} . We may view P_{k-2} as a non-separating surface in $\widehat{\mathcal{T}}$ and let \mathfrak{X}_{k-2} be the manifold obtained by cutting $\widehat{\mathcal{T}}$ open along P_{k-2} . As illustrated in the schematic picture in Figure 6.1(d), \mathfrak{X}_{k-2} is also a type II block with the two components of $\partial_h \mathfrak{X}_{k-2}$ being the two sides of P_{k-2} . Denote the two sides of P_{k-2} by P_{k-2}^\pm .

We continue this procedure: Let P_{j-1} be the planar surface obtained by connecting the annuli in Γ_{j-1} to P_j^- using tubes along unknotted arcs for each j . Denote the final planar surface P_0 by P . So P is a non-separating planar surface with $\partial P = C_0 = \partial S$ and with compatible normal direction. Moreover, the manifold obtained by cutting $\widehat{\mathcal{T}}$ open along P is a type II block.

Suppose $\Sigma \cap \mathcal{W}$ contains another non-separating surface S' . Next we build a non-separating planar surface P' in the solid torus $\widehat{\mathcal{T}}$ with $\partial P' = \partial S'$ in \mathcal{T} and such that P' and P divide $\widehat{\mathcal{T}}$ into a pair of type II blocks.

Assign a normal direction to S' compatible with the normal direction of S , i.e. S and S' (with this orientation) represent the same element in $H_2(\mathcal{W}, \mathcal{T})$. The normal direction of S' induces an orientation for each boundary curve. We say two curves in ∂S and $\partial S'$ have the same orientation if they represent the same element in $H_1(\mathcal{T})$, otherwise, they have opposite orientations.

Let Y_P be the type II block obtained by cutting the solid torus $\widehat{\mathcal{T}}$ open along P . We may view $\partial S'$ as a set of curves in $\partial_v Y_P$.

Claim 7.1. Let A be a component of $\partial_v Y_P$, and let γ' and γ'' be the two boundary curves of A . Let $\gamma_1, \dots, \gamma_n$ be the components of $\partial S'$ that lie in A . Suppose γ_i is adjacent to γ_{i+1} for any $i = 1, \dots, n-1$, and suppose γ' (resp. γ'') is adjacent to γ_1 (resp. γ_n) in A . Then

- (1) if γ' and γ'' have the same orientation, then A contains at least one curve of $\partial S'$,
- (2) any two adjacent curves γ_i and γ_{i+1} have opposite orientations,
- (3) γ' and γ_1 have the same orientation, and
- (4) γ'' and γ_n have the same orientation

Proof of Claim 7.1. Suppose part (1) is false, i.e. γ' and γ'' have the same orientation and $A \cap \partial S' = \emptyset$. Let τ be an essential arc in A connecting γ' to γ'' . Since γ' and γ'' have the same orientation, τ is an arc connecting the plus side of S to its minus side and $\tau \cap S' = \emptyset$. However, since S and S' represent the same element in $H_2(\mathcal{W}, \mathcal{T}) \cong \mathbb{Z}$, any arc connecting the plus side to the minus side of S must intersect S' . We have a contradiction.

Similarly, if two adjacent curves γ_i and γ_{i+1} have the same orientation, then an arc in A connecting γ_i to γ_{i+1} is an arc connecting the plus side of S' to its negative side without intersecting S . Again, this is impossible since $H_2(\mathcal{W}, \mathcal{T}) \cong \mathbb{Z}$. Hence part (2) of the claim holds.

Now consider γ' and γ_1 . Since γ' and γ_1 are adjacent in A , there is an arc τ in A connecting γ' to γ_1 and disjoint from all other curves. Without loss of generality, suppose τ is on the plus side of S . If γ' and γ_1 have opposite orientations, then τ connects the plus side of S to the plus side of S' . This is also impossible since S and S' have compatible orientations and represent the same element in $H_2(\mathcal{W}, \mathcal{T})$, which means that the plus side of S faces the minus side of S' . Thus part (3) of the claim holds. Part (4) is similar to part (3). \square

Next, we construct a non-separating planar surface P' in the solid torus $\widehat{\mathcal{T}}$, such that $\partial P' = \partial S'$, and P and P' divide $\widehat{\mathcal{T}}$ into two type II blocks.

Before we proceed, we describe the type II block Y_P (obtained by cutting the solid torus $\widehat{\mathcal{T}}$ open along P) as in the definition of type II block in section 6: First let X_P be an extended marked handlebody obtained by connecting $D^2 \times I$ and a collection of solid tori T_1, \dots, T_m to a 3-ball B using 1-handles. Set $A_0 = (\partial D^2) \times I$, $A_i \subset \partial T_i$ and $\partial_v X_P = \bigcup_{i=0}^m A_i$ as in section 6. The two components of $\partial_h X_P$ consist of the disk $D^2 \times \{0\}$ and a surface that we denote by P^+ . Suppose $P^+ \cong P$ (P^+ denotes the plus side of P). Let P^- be an extended suspension surface obtained by tubing together $D^2 \times \{0\}$ and a collection of non-nested ∂ -parallel annuli $\Gamma_1, \dots, \Gamma_s$. Y_P can be defined to be the submanifold of X_P bounded by P^- , P^+ , and a collection of subannuli in $\partial_v X_P$. We view P^\pm as the two sides of P . Suppose the induced normal direction for P^+ points out of Y_P and the direction for P^- points into Y_P .

Consider the curves in $\partial S'$. Since $Y_P \subset X_P$, we may view $\partial_v Y_P$ as a collection of subannuli of $\partial_v X_P$ and $\partial S' \subset \partial_v Y_P \subset \partial_v X_P$. In particular, we also view $\partial S'$ as curves in $\partial_v X_P = \bigcup_{i=0}^m A_i$.

Claim 7.2. Let X_P be the extended marked handlebody as above and $\partial S' \subset \partial_v X_P$. Then

- (1) any two adjacent curves of $\partial S'$ in each A_i ($i = 0, \dots, m$) have opposite orientations
- (2) $A_0 \cap \partial S'$ contains an odd number of curves, and
- (3) $A_i \cap \partial S'$ contains an even number of curves for each $i \geq 1$.

Proof of Claim 7.2. We first prove part (1). By Claim 7.1(2), any two adjacent curves of $\partial S'$ in each component of $\partial_v Y_P$ have opposite signs. So either part (1) holds or there are two curves γ_1, γ_2 of $\partial S'$ that are adjacent in A_i ($i = 0, \dots, m$) but lie in different components of $\partial_v Y_P$. Let A_γ be the subannulus of $A_i \subset \partial_v X_P$ bounded by γ_1 and γ_2 . Since $\partial S' \subset \partial_v Y_P$ and since γ_1 and γ_2 lie in different components of $\partial_v Y_P$, A_γ contains two subannuli of $\partial_v Y_P$ next to ∂A_γ and possibly some whole components of $\partial_v Y_P$. In particular, A_γ contains an even number of curves of ∂S .

If A_γ contains a whole component E of $\partial_v Y_P$, then since γ_1 and γ_2 are adjacent in A_i , E does not contain any curve of $\partial S'$, and by Claim 7.1(1), the two boundary curves of E must have opposite orientations. Recall that we view P^- as an extended suspension surface obtained by tubing together $\Gamma_1, \dots, \Gamma_s$ and $D^2 \times \{0\}$. So the two boundary curves of each ∂ -parallel annulus Γ_i have opposite orientations. Any two adjacent curves of ∂S in A_γ are either boundary curves of a component E of $\partial_v Y_P$ or the boundary curves of Γ_i for some $i = 1, \dots, s$. This implies that any two adjacent curves of ∂S in A_γ have opposite orientations. Since A_γ contains an even number of curves of ∂S , it follows from Claim 7.1(3, 4) that γ_1 and γ_2 must have opposite orientations. Hence part (1) of the claim holds.

An essential arc of the annulus A_0 is an arc connecting P^- to P^+ , which gives rise to an arc in \mathcal{W} connecting the plus side of S to its minus side. Since S and S' represent the same element in homology, this arc must intersect S' an odd number of times, and this implies that $A_0 \cap \partial S'$ contains an odd number of curves. Hence part (2) of the claim holds. Similarly, an essential arc of A_i ($i \geq 1$) is an arc connecting P^+ to P^+ , so part (3) holds for the same homological reason. \square

Next we temporarily ignore P^- and construct a surface P' in X_P with $\partial P' = \partial S'$.

Let δ_0 be the component of $A_0 \cap \partial S'$ that is adjacent to the curve $\partial(D^2 \times \{0\})$ in A_0 , and let $\hat{\delta}_0$ be the disk in $B' = D^2 \times I$ in the form of $D^2 \times \{x\}$ bounded by δ_0 , see the 1-dimensional schematic picture in Figure 7.1(a). By Claim 7.2(1), any two adjacent curves of $A_i \cap \partial S'$ have opposite orientations. So we can use a collection of non-nested ∂ -parallel annuli $\Gamma'_1, \dots, \Gamma'_t$ to connect the remaining curves $\partial S' \setminus \delta_0$ in pairs, see Figure 7.1(a). Then we use tubes to connect the disk $\hat{\delta}_0$ and these ∂ -parallel annuli $\Gamma'_1, \dots, \Gamma'_t$ together in a manner similar to the

construction of the extended suspension surface in section 6. Denote the resulting surface by P' , so $\partial P' = \partial S'$. See the red curves in Figure 7.1(b) for a schematic picture of P' . Moreover, P' has a normal direction compatible with the orientations of the curves in $\partial S'$.

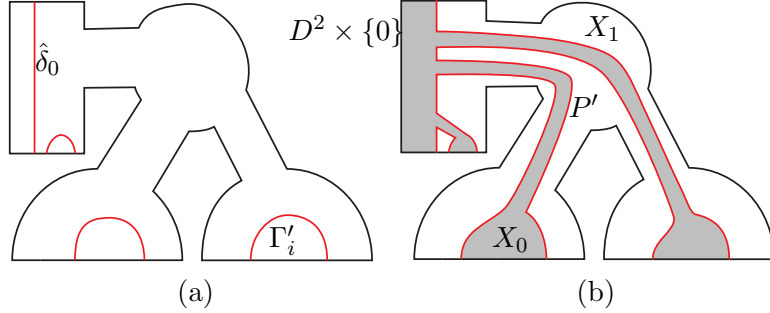


FIGURE 7.1. Construct a surface P' with $\partial P' = \partial S'$

As illustrated in Figure 7.1(b), P' divides X_P into two submanifolds X_0 and X_1 with $D^2 \times \{0\} \subset \partial X_0$ and $P^+ \subset \partial X_1$. By the construction of P' , we may view X_0 as an extended marked handlebody and view X_1 as a type II block. Since ∂S and $\partial S'$ represents the same element in $H_1(\mathcal{T})$, the normal direction of P' is compatible with the direction of P^+ . So the direction of P' points into X_1 and out of X_0 .

Now we consider P^- . Recall that the extended suspension surface P^- was constructed by connecting $D^2 \times \{0\}$ and a collection of ∂ -parallel annuli $\Gamma_1, \dots, \Gamma_s$ using tubes. Let $\widehat{\Gamma}_i$ be the solid torus bounded by Γ_i and the subannulus of $\partial_v X_P$ between $\partial \Gamma_i$. The type II block Y_P and each $\widehat{\Gamma}_i$ lie on different sides of P^- in X_P . Since $\partial P'$ lies in $\partial_v Y_P$, this implies that no curve of $\partial P' = \partial S'$ lies inside the solid torus $\widehat{\Gamma}_i$. Thus, each solid torus $\widehat{\Gamma}_i$ ($i = 1, \dots, s$) lies entirely in either X_0 or X_1 (possibly after shrinking $\widehat{\Gamma}_i$ if necessary).

Claim 7.3. $\Gamma_1, \dots, \Gamma_s$ all lie in X_0 (possibly after an isotopy relative to $\partial \Gamma_i$).

Proof of Claim 7.3. Suppose the claim is false. Then, since each solid torus $\widehat{\Gamma}_i$ ($i = 1, \dots, s$) lies entirely in either X_0 or X_1 , there must be some annulus Γ_i with $\widehat{\Gamma}_i \subset X_1$. We may choose such a Γ_i to be adjacent to some curve γ of $\partial P' = \partial S'$. In other words, choose Γ_i so that there is an annulus C between Γ_i and a curve γ of $\partial P'$ with the following properties:

- (1) the two components of ∂C are γ ($\gamma \subset \partial P'$) and a component of $\partial \Gamma_i$,
- (2) $C \subset X_1$,
- (3) $\text{int}(C)$ does not contain a boundary curve of any Γ_j ($j = 1, \dots, s$).

By the construction of P^- , the normal direction of Γ_i points out of the solid torus $\widehat{\Gamma}_i$. We have concluded earlier that the induced direction of P' points into X_1 . This implies that the normal directions at the two boundary curves of C must both point into C . However, this means that the two curves of ∂C have opposite orientations, contradicting Claim 7.1(3, 4). \square

Since P^- is an extended suspension surface obtained by tubing together the ∂ -parallel annuli $\Gamma_1, \dots, \Gamma_s$ and the disk $D^2 \times \{0\}$, Claim 7.3 implies that P^- can be constructed as an extended suspension surface in the extended marked handlebody X_0 . Hence the submanifold of X_0 between P^- and P' is a type II block. In other words, P' is a surface in Y_P with $\partial P' = \partial S'$ and P' divides Y_P into two type II blocks. By gluing P^- to P^+ , we get back the solid torus $\widehat{\mathcal{T}}$. Hence, P and P' divide $\widehat{\mathcal{T}}$ into a pair of type II blocks.

Let S_1, \dots, S_n be the components of $\Sigma \cap \mathcal{W}$ that are non-separating in \mathcal{W} . As before, we may assign each S_i a compatible normal direction so that they represent the same element in $H_2(\mathcal{W}, \mathcal{T})$. By repeating the arguments above, we get a collection of non-separating planar surfaces P_1, \dots, P_n in the solid torus $\widehat{\mathcal{T}}$ such that $\partial P_i = \partial S_i$ and P_1, \dots, P_n divide $\widehat{\mathcal{T}}$ into a collection of type II blocks.

Assign each P_i a normal direction compatible with the induced normal direction of $\partial P_i = \partial S_i$. We refer to the two sides of each P_i as the left and right sides with the normal direction of P_i pointing from the left to the right side.

Case (1). $n = 1$, i.e. $\Sigma \cap \mathcal{W}$ contains only one non-separating surface S_1 .

Let \widetilde{Y} be the manifold obtained by cutting \mathcal{W} open along S_1 , and let \widetilde{X}_0 be the type II block obtained by cutting $\widehat{\mathcal{T}}$ open along P_1 . Let P^+ and P^- be the two surfaces in $\partial_h \widetilde{X}_0$ representing the two sides of P_1 , and suppose the induced normal direction of P^- points into \widetilde{X}_0 . Let P'_1 be the surface obtained from P_1 by adding g_1 trivial tubes ($g_1 = g(S_1)$) on the right side of P_1 , and let \widetilde{X} be the manifold obtained by cutting $\widehat{\mathcal{T}}$ open along P'_1 . So \widetilde{X} can be obtained from \widetilde{X}_0 by first adding g_1 1-handles at P^+ and then drilling out g_1 trivial tunnels at P^- . \widetilde{X} is also a type II block. Let P_l and P_r be the two components of $\partial_h \widetilde{X}$ representing the two sides of P'_1 . Similarly, denote the two surfaces in \widetilde{Y} representing the two sides of S_1 by S_l and S_r respectively.

The surfaces of $\Sigma \cap \mathcal{W}$ that lie in $\text{int}(\widetilde{Y})$ divide \widetilde{Y} into a stack of relative compression bodies. Since S_1 is the only non-separating component of $\Sigma \cap \mathcal{W}$, there is a relative compression body Y in the stack \widetilde{Y} that contains both S_l and S_r . So $\partial_h Y$ consists of S_l , S_r , and a collection of separating surfaces Q_1, \dots, Q_k in \mathcal{W} .

Next, we construct a collection of surfaces Q'_1, \dots, Q'_k in \widetilde{X} such that (1) $\partial Q'_j = \partial Q_j$ in \mathcal{T} , (2) $Q'_j \cong Q_j$ for all j , and (3) the submanifold X bounded by P_l , P_r , Q'_1, \dots, Q'_k (and subannuli of $\partial_v \widetilde{X}$) is a relative compression body ∂ -similar to Y .

The argument is similar to section 4, and the only difference here is that \widetilde{X} is a type II block. Instead of repeating the argument in section 4, we convert \widetilde{X} into a type I block or a marked handlebody and then apply Lemma 4.5.

In section 6, we described a way of converting a type II block into a type I block by drilling out a tunnel $N(\alpha)$, where α is of the form $\{x\} \times I \subset D^2 \times I = B'$ in the construction of an extended marked handlebody. We view $N(\alpha) = \Delta_\alpha \times I$, where Δ_α is a disk, and suppose $\Delta_\alpha \times \{0\} \subset P_l$ and $\Delta_\alpha \times \{1\} \subset P_r$. Let $P'_l = P_l \setminus (\Delta_\alpha \times \{0\})$, $P'_r = P_r \setminus (\Delta_\alpha \times \{1\})$, and $\mathcal{A}_\alpha = (\partial \Delta_\alpha) \times I$. Let $\widetilde{X}' = \widetilde{X} \setminus N(\alpha)$.

Next, we construct a relative compression body X that is ∂ -similar to Y .

Subcase (1a). S_1 has a minus sign.

In this case, P_l and P_r have minus signs. As in Remark 6.1, instead of viewing $\widetilde{X}' = \widetilde{X} \setminus N(\alpha)$ as a type I block, we may view \widetilde{X}' as a marked handlebody with $\partial_h \widetilde{X}' = P'_l \cup P'_r \cup \mathcal{A}_\alpha$.

Now consider the relative compression body Y . In this subcase, both S_l and S_r are components of $\partial_h^- Y$. By Remark 3.2(4), there is a core arc β in Y connecting S_l to S_r , such that (1) $Y \setminus N(\beta)$ is a relative compression body and (2) S_l and S_r are tubed together and become a component of $\partial_h^-(Y \setminus N(\beta))$.

By Lemma 4.5, we can build a collection of surfaces Q'_1, \dots, Q'_k in the marked handlebody $\widetilde{X}' = \widetilde{X} \setminus N(\alpha)$ such that (1) $\partial Q'_j = \partial Q_j$ in \mathcal{T} and $Q'_j \cong Q_j$ for all j and (2) the type I

block, denoted by X' , between $\partial_h \tilde{X}'$ and Q'_1, \dots, Q'_k is a relative compression body ∂ -similar to $Y \setminus N(\beta)$. Let X be the manifold obtained by adding a 2-handle to X' along the annulus \mathcal{A}_α (i.e. filling the tunnel $N(\alpha)$). Since the 2-handle is added to $\partial_h^- X'$, by Remark 3.2(5), X is a relative compression body ∂ -similar to Y .

Subcase (1b). S_1 has a plus sign.

In this case, both S_l and S_r have plus signs. Let γ be a ∂ -parallel arc in Y connecting S_l to S_r and parallel to an arc in $\partial^+ Y$. Let $N(\gamma)$ be a small neighborhood of γ in Y . We view $N(\gamma) = \Delta_\gamma \times I$ with $\Delta_\gamma \times \partial I \subset S_l \cup S_r$. Let $\mathcal{A}_\gamma = (\partial \Delta_\gamma) \times I$. Let $S'_l = S_l \setminus (\Delta_\gamma \times \partial I)$ and $S'_r = S_r \setminus (\Delta_\gamma \times \partial I)$. As in Remark 3.2(7), after setting \mathcal{A}_γ as a component of $\partial_v^-(Y \setminus N(\gamma))$ with a large order, $Y \setminus N(\gamma)$ is a relative compression body, where S'_l and S'_r are two components of $\partial_h^+(Y \setminus N(\gamma))$.

Now consider $\tilde{X}' = \tilde{X} \setminus N(\alpha)$ defined before Subcase (1a). The difference from Subcase (1a) is that, in this subcase, we view $\tilde{X}' = \tilde{X} \setminus N(\alpha)$ as a type I block (see section 6) and view \mathcal{A}_α as a component of $\partial_v^- \tilde{X}'$ with induced order from $\mathcal{A}_\gamma \subset \partial_v^-(Y \setminus N(\gamma))$. Moreover, in this subcase, $\partial_h \tilde{X}' = P'_l \cup P'_r$.

Since \tilde{X}' is a type I block, we may view \tilde{X}' as a submanifold of a marked handlebody as in the definition of type I block in section 4: First take a marked handlebody Z with $\partial_h Z = P'_r$, then view P'_l as a standard surface in Z such that the submanifold of Z between P'_r and P'_l is the type I block \tilde{X}' .

Now we apply Lemma 4.5 to the marked handlebody Z . By the construction in Lemma 4.5, we can build a collection of standard surfaces Q'_1, \dots, Q'_k in Z , such that the cross-section disks for P'_l, Q'_1, \dots, Q'_k are well-positioned in Z , $\partial Q'_i = \partial Q_i$, and $Q'_i \cong Q_i$. Moreover, the type I block, denoted by X' , bounded by $P'_r, P'_l, Q'_1, \dots, Q'_k$ (and subannuli of $\partial_v \tilde{X}'$) is a relative compression body that is ∂ -similar to $Y - N(\gamma)$. Let X be the manifold obtained by adding a 2-handle to X' along the annulus \mathcal{A}_α (i.e. filling the tunnel $N(\alpha)$). Since \mathcal{A}_α is an annulus in $\partial_v^- X'$, by Remark 3.2(5), X is a relative compression body ∂ -similar to Y .

In both subcases, each Q'_i in \tilde{X} cuts off a marked handlebody from \tilde{X} . By Lemma 4.5, we can construct a collection of surfaces in each of these marked handlebodies, such that these surfaces, together with Q'_1, \dots, Q'_k , divide \tilde{X} into a stack that is similar to the stack \tilde{Y} . After gluing P_l to P_r , we have a collection of surfaces that divide $\hat{\mathcal{T}}$ into a stack of relative compression bodies similar to the stack \mathcal{W} .

Case (2). $n > 1$.

Consider the non-separating surfaces S_1, \dots, S_n in $\Sigma \cap \mathcal{W}$ and suppose each S_i is adjacent to S_{i+1} . We first show that there must be two adjacent non-separating surfaces S_i and S_{i+1} (set $S_{n+1} = S_1$) with the same sign. The reason for this comes from the untelescoping construction. Recall in section 2, Σ divides M into a collection of compression bodies $\mathcal{A}_0, \dots, \mathcal{A}_m$ and $\mathcal{B}_0, \dots, \mathcal{B}_m$, where each \mathcal{A}_i is obtained by adding 1-handles either to 0-handles or to \mathcal{B}_{i-1} along \mathcal{F}_i , and each \mathcal{B}_i is obtained by adding 2- and 3-handles to \mathcal{A}_i along \mathcal{P}_i ($i = 0, \dots, m$), see Figure 2.1. We can set a direction of “adding handles” on these surfaces as follows: the direction for each \mathcal{F}_i points from \mathcal{B}_{i-1} to \mathcal{A}_i , and the direction for each \mathcal{P}_i points from \mathcal{A}_i to \mathcal{B}_i . This is the direction of the handle addition, where one starts from the handlebody \mathcal{A}_0 and ends at the handlebody \mathcal{B}_m by adding handles in this direction, see Figure 2.1. Note that Figure 2.1 is the simplest diagram describing generalized Heegaard splittings, see [16]

for more complicated diagrams. Therefore, if any two adjacent non-separating surfaces S_i and S_{i+1} (set $S_{n+1} = S_1$) have different signs, then the surfaces \mathcal{F}_i 's and \mathcal{P}_i 's appear alternately in \mathcal{W} , which implies that the handle-addition direction gives an oriented cycle. This is impossible because this is a direction for adding handles.

Without loss of generality, suppose S_1 and S_2 have the same sign.

The non-separating surfaces S_1, \dots, S_n divide \mathcal{W} into submanifolds $\tilde{Y}_1, \dots, \tilde{Y}_n$, where \tilde{Y}_i is the submanifold between S_i and S_{i+1} . Similarly, P_1, \dots, P_n divide $\tilde{\mathcal{T}}$ into a collection of type II blocks $\tilde{X}_1, \dots, \tilde{X}_n$, where \tilde{X}_i is the type II block between P_i and P_{i+1} .

First, add g_1 trivial tubes to P_1 on its right side (i.e. in \tilde{X}_1), where $g_1 = g(S_1)$. Denote the resulting surface by P'_1 . So $P'_1 \cong S_1$. Now replace P_1 by P'_1 and consider the collection of non-separating surfaces P'_1, P_2, \dots, P_n which divide $\tilde{\mathcal{T}}$ into submanifolds $\tilde{X}'_1, \tilde{X}_2, \dots, \tilde{X}_{n-1}, \tilde{X}'_n$, where \tilde{X}'_n is obtained by adding g_1 1-handles to \tilde{X}_n , and \tilde{X}'_1 is obtained from \tilde{X}_1 by drilling out g_1 trivial tunnels.

Next we add g_n tubes to P_n on its right side ($g_n = g(S_n)$) and modify \tilde{X}'_n . We divide the discussion into two subcases.

Subcase (2a). S_n and S_1 have the same sign.

In this subcase, we simply add g_n trivial tubes to P_n on its right side and denote the resulting surface by P'_n . So $P'_n \cong S_n$. Now we replace P_n by P'_n and consider the new collection of surfaces $P'_1, P_2, \dots, P_{n-1}, P'_n$ which divide $\tilde{\mathcal{T}}$ into submanifolds $\tilde{X}'_1, \tilde{X}_2, \dots, \tilde{X}'_{n-1}, \tilde{X}''_n$, where \tilde{X}''_n is the submanifold between P'_n and P'_1 . So \tilde{X}''_n is obtained from \tilde{X}'_n by drilling out g_n trivial tunnels, and \tilde{X}'_{n-1} is obtained by adding g_n 1-handles to \tilde{X}_{n-1} .

Since P'_n and P'_1 have the same sign in this subcase, \tilde{X}''_n has a similar structure as the manifold \tilde{X} in Case (1). So we can apply the argument on \tilde{X} in Case (1) to \tilde{X}''_n and construct a sequence of separating surfaces in \tilde{X}''_n , such that these surfaces divide \tilde{X}''_n into a stack of relative compression bodies that is similar to the stack \tilde{Y}_n .

Subcase (2b). S_n and S_1 have opposite signs.

Let Y be the relative compression body in the stack \tilde{Y}_n that contains both S_n and S_1 . Since S_n and S_1 have different signs, by Remark 3.2(6), there is a vertical arc β in Y that connects S_n to S_1 , such that $Y - N(\beta)$ is a relative compression body. More precisely, let $N(\beta)$ be a small neighborhood of β in Y and we view $N(\beta) = \Delta_\beta \times I$ with $\Delta_\beta \times \partial I \subset S_n \cup S_1$. Let $\mathcal{A}_\beta = (\partial \Delta_\beta) \times I$. Let $S'_n = S_n \setminus (\Delta_\beta \times \partial I)$ and $S'_1 = S_1 \setminus (\Delta_\beta \times \partial I)$. As in Remark 3.2(6), we can choose an arc β such that $Y \setminus N(\beta)$ is a relative compression body with S'_n and S'_1 being two components of $\partial_h^\pm(Y \setminus N(\beta))$ and \mathcal{A}_β a component of $\partial_v^0(Y \setminus N(\beta))$.

Now we convert the type II block \tilde{X}'_n into a type I block, as in section 6, by drilling out a tunnel $N(\alpha)$, where α is of the form $\{x\} \times I \subset D^2 \times I = B'$ and B' is the 3-ball in the construction of an extended marked handlebody. As in Case (1), we view $N(\alpha) = \Delta_\alpha \times I$, where Δ_α is a disk, $\Delta_\alpha \times \{0\} \subset P_n$ and $\Delta_\alpha \times \{1\} \subset P'_1$. Let $P_n^c = P_n \setminus (\Delta_\alpha \times \{0\})$ and $P_1^c = P'_1 \setminus (\Delta_\alpha \times \{1\})$. Let $\tilde{X}_n^c = \tilde{X}'_n \setminus N(\alpha)$. Let $\mathcal{A}_\alpha = (\partial \Delta_\alpha) \times I$. So \tilde{X}_n^c is a type I block with $\partial_h \tilde{X}_n^c = P_n^c \cup P_1^c$ and $\partial_v \tilde{X}_n^c = \partial_v \tilde{X}'_n \cup \mathcal{A}_\alpha$.

Similar to Subcase (1b), we may view the type I block \tilde{X}_n^c as a submanifold of a marked handlebody in section 4 as follows: First take a marked handlebody Z with $\partial_h Z = P_1^c$, then view P_n^c as a suspension surface in Z such that the submanifold of Z between P_n^c and P_1^c is the type I block \tilde{X}_n^c .

Now we apply Lemma 4.5 to the marked handlebody Z . By the construction in Lemma 4.5, we can build a collection of surfaces Q'_1, \dots, Q'_k in Z , such that the cross-section disks for P_n^c and Q'_1, \dots, Q'_k are well-positioned. We also add g_n tubes to P_n^c ($g_n = g(S_n)$) and denote the resulting surface by P_n^d . Moreover, as in Lemma 4.5, we can construct these surfaces and add these g_n tubes so that the submanifold Z^c between $P_1^c, P_n^d, Q'_1, \dots, Q'_k$ is a relative compression body ∂ -similar to the relative compression body $Y - N(\beta)$.

Note that, in the construction of Lemma 4.5 and as explained in Remark 4.6, some tubes of P_n^d may be dragged through the 1-handles of Z , in other words, some tube of P_n^d may be re-embedded into tubes that go through the g_1 tubes of P'_1 . This is the main difference between Subcase (2a) and Subcase (2b).

Let X_n be the relative compression body obtained by adding a 2-handle to Z^c along the annulus \mathcal{A}_α (i.e. filling the tunnel $N(\alpha)$). By Remark 3.2(6), X_n a relative compression body ∂ -similar to Y .

Adding the 2-handle also extends the surface P_n^d to a surface P'_n with $P'_n \cong S_n$. Denote the resulting manifold between P'_n and P'_1 by \tilde{X}''_n . Similarly, we view Q'_1, \dots, Q'_k as separating surfaces in \tilde{X}''_n . Since each Q'_i cuts off a marked handlebody from \tilde{X}''_n , as in Case (1), we can construct surfaces in \tilde{X}''_n which divide \tilde{X}''_n into a stack of relative compression bodies that is similar to the stack \tilde{Y}_n .

So, in both subcases, we can change P_n to P'_n and constructed surfaces that divide \tilde{X}''_n into a stack of relative compression bodies that is similar to the stack \tilde{Y}_n .

The operation of changing P_n to P'_n also affects the type II block \tilde{X}_{n-1} . For \tilde{X}_{n-1} , the effect of adding tubes to P_n on its right side is simply adding 1-handles to \tilde{X}_{n-1} , and the topological type of the resulting manifold \tilde{X}'_{n-1} does not depend on whether or not the tubes that we added to P_n are trivial tubes. Moreover, the possible tube re-embedding explained above and in Remark 4.6 does not change the topological type of \tilde{X}'_{n-1} either. Thus \tilde{X}'_{n-1} can be viewed as the manifold obtained by adding g_n 1-handles to \tilde{X}_{n-1} at P_n .

Consider the new collection of surfaces $P'_1, P_2, \dots, P_{n-1}, P'_n$ which divide $\hat{\mathcal{T}}$ into submanifolds $\tilde{X}'_1, \tilde{X}_2, \dots, \tilde{X}_{n-2}, \tilde{X}'_{n-1}, \tilde{X}''_n$. Next, we inductively carry out this construction on P_{n-1}, \dots, P_2 and successively modify the planar surfaces P_{n-1}, \dots, P_2 into P'_{n-1}, \dots, P'_2 , with $P'_i \cong S_i$ for each i . P'_1, \dots, P'_n divide $\hat{\mathcal{T}}$ into submanifolds $\tilde{X}''_1, \dots, \tilde{X}''_n$. Similarly, we construct separating surfaces in $\tilde{X}''_{n-1}, \dots, \tilde{X}''_2$ which divide each \tilde{X}''_i into a stack of relative compression bodies similar to the stack \tilde{Y}_i ($i = 2, \dots, n-1$).

The last step is to consider the type II block \tilde{X}''_1 between P'_1 and P'_2 . Recall that P'_1 is obtained by adding trivial tubes to P_1 , so the topological structure of \tilde{X}''_1 is similar to that of \tilde{X} in Case (1). Since both S_1 and S_2 have the same sign, we can apply the construction on \tilde{X} in Case (1) to \tilde{X}''_1 which makes \tilde{X}''_1 a stack of relative compression bodies that is similar to the stack \tilde{Y}_1 . By gluing these stacks together, we obtain a stack in $\hat{\mathcal{T}}$ similar to the stack \mathcal{W} .

In both Case (1) and Case (2) above, by gluing the stack of relative compression bodies in $\hat{\mathcal{T}}$ to the stack of relative compression bodies in \mathcal{V} , as in section 5, we obtain a generalized Heegaard splitting for $N = \hat{\mathcal{T}} \cup_{\mathcal{T}} \mathcal{V}$ with genus equal to $g(M)$. This means that $g(N) \leq g(M)$ and Theorem 1.3 holds.

REFERENCES

- [1] David Bachman, Saul Schleimer, Eric Sedgwick, *Sweepouts of amalgamated 3-manifolds*. Algebraic & Geometric Topology **6** (2006) 171–194
- [2] Michel Boileau and Shicheng Wang, *Degree one maps between small 3-manifolds and Heegaard genus*. Algebraic & Geometric Topology **5** (2005) 1433–1450
- [3] Andrew Casson and Cameron Gordon, *Reducing Heegaard splittings*. Topology and its Applications, **27** 275–283 (1987).
- [4] Allan Edmonds, *Deformation of maps to branched covering in dimension 2*. Ann. of Math. **110** (1979), 113–125
- [5] Wolfgang Haken, *Some results on surfaces in 3-manifolds*. Studies in Modern Topology, Math. Assoc. Amer., distributed by Prentice-Hall, (1968) 34–98.
- [6] Wolfgang Haken, *On homotopy 3-spheres*, Illinois J. Math. **10** (1966) 159–178
- [7] C. Hayat-Legendre, S. Wang and H. Zieschang, *Any 3-manifold 1-dominates only finitely many 3-manifolds supporting S^3 geometry*, Proc. Amer. Math. Soc. **130** (2002) 3117–3123
- [8] John Hempel, *3-manifolds as viewed from the curve complex*. Topology **40** (2001), 631–657.
- [9] Marc Lackenby, *The Heegaard genus of amalgamated 3-manifolds*. Geom. Dedicata **109** (2004), 139–145.
- [10] Tao Li, *Heegaard surfaces and measured laminations, I: the Waldhausen conjecture*, Invent. Math. **167** (2007), 135–177
- [11] Tao Li, *Heegaard surfaces and the distance of amalgamation*. Geometry & Topology, **14** (2010), 1871–1919.
- [12] Tao Li, *On the Heegaard splittings of amalgamated 3-manifolds*. Geometry & Topology Monographs , **12** (2007) 157–190
- [13] Tao Li and Ruifeng Qiu, *On the degeneration of tunnel numbers under connected sum*. Transactions of the AMS **368** (2016), 2793–2807
- [14] Yongwu Rong, *Maps between Seifert fibered spaces of infinite π_1* , Pacific J. Math. **160** (1993), 143–154
- [15] Yongwu Rong; Shicheng Wang, *The preimages of submanifolds*, Math. Proc. Cambridge Philos. Soc. **112** (1992) 271–279
- [16] Toshio Saito, Martin Scharlemann and Jennifer Schultens, *Lecture notes on generalized Heegaard splittings*, arXiv:math/0504167, World Scientific Publishing Company, (2016)
- [17] Martin Scharlemann and Abigail Thompson, *Thin position for 3-manifold*, Comptemp. Math., **164** (1992), 231–238
- [18] Trent Schirmer, *A lower bound on tunnel number degeneration*. Algebraic & Geometric Topology **16** (2016) 1279–1308
- [19] Jennifer Schultens, *The classification of Heegaard splittings for (compact orientable surface) $\times S^1$* , Proc. London Math. Soc. **67** (1993) 425–448.
- [20] Teruhiko Soma, *Non-zero degree maps onto hyperbolic 3-manifolds*, J. Diff. Geom. **49** (1998) 517–546
- [21] Friedhelm Waldhausen, *On mappings of handlebodies and of Heegaard splittings*, *Topology of Manifolds* (Proc. Inst. Univ. of Georgia, Athens, Ga. 1969), Markham, Chicago, Ill. (1970) 205–211
- [22] Shicheng Wang; Qing Zhou, *Any 3-manifold 1-dominates at most finitely many geometric 3-manifolds*, Math. Ann. **332** (2002) 525–535

DEPARTMENT OF MATHEMATICS, BOSTON COLLEGE, CHESTNUT HILL, MA 02467
 Email address: taoli@bc.edu