

Optimally Integrating Ad Auction into E-Commerce Platforms

Weian Li *

Qi Qi *

Changjun Wang †

Abstract

Advertising becomes one of the most popular ways of monetizing an online transaction platform. Usually, sponsored advertisements are posted on the most attractive positions to enhance the number of clicks. However, multiple e-commerce platforms are aware that this action may hurt the search experience of users, even though it can bring more incomes. To balance the advertising revenue and the user experience loss caused by advertisements, most e-commerce platforms choose fixing some areas for advertisements and adopting some simple restrictions on the number of ads, such as a fixed number K of ads on the top positions or one advertisement for every N organic searched results. Different from these common rules of treating the allocation of ads separately (from the arrangements of the organic searched items), in this work we build up an integrated system with mixed arrangements of advertisements and organic items. We focus on the design of truthful mechanisms to properly list the advertisements and organic items and optimally trade off the instant revenue and the user experience. Furthermore, for different settings and practical requirements, we extend our optimal truthful allocation mechanisms to cater for these realistic conditions. Finally, with the aid of the real data, our experimental results verify the improvement of our mechanism compared to the classic Myerson optimal advertising mechanism.

1 Introduction

With the development of Internet and mobile devices, e-commerce platforms have become the most fashionable online marketplace to bridge merchants and consumers, whose popularity is originated from its convenient shopping mode. That is, whenever and wherever consumers want to pick up their desirable products, they only require to enter a relevant keyword into the search bar of Apps of e-commerce platforms by mobile devices. Then, platforms will return a list of the matching products in the search result pages provided to be selected. Hence, how to recommend products accurately and effectively is a considerable problem of platforms, which also affects both the short-run revenue and long-run prosperity of e-commerce platforms.

Nowadays, in one standard webpage of search results, based on a given keyword, it usually presents two types of items, *organic search results* and *sponsored advertisements*¹, distributed in two area, *mainline* and *sidebar*. In the mainline, both two kinds of items are displayed. Generally, sponsored advertisements are located on the top several positions above the organic search results. As for the sidebar, alongside the mainline, it is only used to show the sponsored advertisements. In addition, for the result page of mobile devices, it only contains the mainline. In this research, we are only concerned about the allocation of items in the mainline, i.e., how to order sponsored advertisements and organic search results in the mainline. Traditionally, organic search results

*Dept. of IEDA, Hong Kong University of Science and Technology. {wlibn, kaylaqi}@ust.hk.

†Beijing Institute for Scientific and Engineering Computing, Beijing University of Technology. wcj@bjut.edu.cn.

¹Sponsored advertisements are usually labeled by “Sponsored” or “Ad” to be distinguished with organic search results.

and sponsored advertisements are totally separate components in the process of arranging items. First, e-commerce platforms will decide how many top positions are used to display advertisements, and then run a preset auction mechanism, like generalized second price auction (GSP), to output the ads. For the rest positions, they are used to show the organic items ranked by the relevance of items or other criteria which depend on different platforms (e.g., see [Avrachenkov and Litvak \(2004\)](#); [Austin \(2006\)](#); [Williams \(2010\)](#)).

The first step of the above process is so-called *Sponsored Search Auction*, which is first launched by Google at the end of 20th century. Several common pricing models can be adopted in sponsored search auctions, like pay-per-click, pay-per-impression and pay-per-action. In this paper, we focus on the pay-per-click model which means that, for the winners of auction, they only pay when their advertisements are clicked. Because of the millions of search everyday, sponsored search auction can bring a vast amount of money to platforms instantly. On the other hand, due to the dissatisfaction with the ranking of organic items, some merchants also hope to join the auction (becoming the advertisers) and charge some extra money for improving the position and drawing more attention from customers. Therefore, sponsored search auction has become the vital incoming source of e-commerce platform today. Different from the first step, ranking organic items aims to enhance the efficiency of search and user experience, so its criterion is usually the relevance of items. In this investigation, we consider exploiting a relatively comprehensive but very simple indicator to reflect relevance, that is, the expected gross merchandise volume (GMV), or the expected sale amount to rank the organic items with two reasons. The first reason is that the expected GMV includes the user's interest in browsing the product (click rate), the detailed purchase tendency (conversion rate), and the decision after the balance between price and product quality. In another word, the expected GMV can directly or indirectly reflect the user experience. The second reason is that, nowadays, most e-commerce platforms regard GMV as a criterion to measure how much they take over the whole market, and compete for GMV during some shopping ceremonies.

However, due to some specialty of e-commerce platforms, like that the sponsored advertisements are also the organic items essentially, still insisting on the conventional pattern and regarding sponsored advertisements and organic results as independent sections may expose some downsides: **(a)** obviously, it is not appropriate for different keywords to use the same number of positions providing for ads. The conventional pattern cannot automatically solve the above problem; **(b)** to optimize the user experience, the platform will list the organic results according to their expected transaction volume or their expected sale quantities (these volumes or quantities are well known by the platforms), i.e., the item with the highest expected "volume" will be shown in the first slot (exclude the slots for advertisements), the item with the second highest expected "volume" will be shown in the second slot, and so on. Nevertheless, during the sponsored search auction, if some items with low volume would rather pay high price to get more clicks, by the goal of sponsored search auction, maximizing the instant revenue, these items will be picked up, which will harm the platforms' expected GMV and the long-run profits. In view of the above points, is it still a great idea to fix the ad positions in advance? Can the platforms do better if they weighing the allocation of the sponsored advertisements and the organic results at the same time, not separately? If yes, how to balance the two conflicting objectives of user experience (i.e., GMV) and instant advertising revenue in designing mechanisms? Furthermore, how to design the optimal mechanisms with the integrated allocation? The answer to the first question is "No", and we give an example (shown in [Appendix A.1](#)) to illustrate that both GMV and revenue will be better if we consider organic results and sponsored advertisements at the same time (answering the second question simultaneously).

In reality, on some platforms such as Tmall, Taobao etc, the advertisements and organic items have already been combined together to display. However, the currently used mixed allocation rules are still very heuristic. For example, always take out one slot for advertisement of every N

displaying slots. Motivated by this, in this work, we will, from the theoretical aspect, try to study how to design truthful mechanisms to optimally trade off the expected revenue and volume for this new integrated setting (answering the third question and fourth question proposed above). To the best of our knowledge, our work is the first attempt on studying auction mechanism design with multiple objectives in the new layout of these mixed arrangements.

1.1 Our Contribution

In this paper, our contributions can be summarized as follows.

- **Novelty**—We initially build up an integrated model to describe the layout of mixed arrangements of organic results and sponsored advertisements, called an integrated ad system (IAS), where two main objectives, revenue and GMV, are considered. We propose two general kinds of problems with two different ways to trade off the revenue and GMV: unconstrained problem of linearly combining the volume and revenue as a single objective; constrained problem of bounding the volume and maximizing the revenue (see Section 2.3).
- **Techniques**—For the unconstrained problem, we prove that the optimal truthful mechanism can be obtained by a transformation on objectives and then allocating the items by their “revised virtual values”. For the constrained problem, using variables relaxation and Lagrangian dual methods, we show that the constrained problem can be transformed into an unconstrained problem by properly choosing a parameter. Then we give a numerical algorithm to compute the desired parameter, thus deriving the optimal truthful mechanism for the constrained problem.
- **Extensions**—We extend our study to three general settings with practical restrictions: requiring an upper bound of the total number of advertisements, and requiring certain sparsity of the allocation of advertisements where for the later, we divide it into two models with different restriction on the sparsity. However, under these restrictions, some good properties will not exist anymore, but by some more delicate treatments, we can still design the optimal mechanisms for both constrained and unconstrained problems.
- **Practicability**—Using real data, we first verify that our mechanisms can be implemented as planned. Then comparing with currently used mechanism, we show the superiority of our mechanisms. At last, we take the correlation between value and weight of advertisers into account, our mechanisms still perform better.

1.2 Related Work

Sponsored Search Auction. Auction lies in the core of mechanism design research, while sponsored search auction has been an area of great focus in computer science in the last twenty years. For the traditional revenue optimization, Myerson (1981) solved the problem for single item in Bayesian-Nash equilibrium setting. Maskin and Riley (2000) studied multi-unit optimal auction. From the first launch of sponsored search auction in 1997, a series of auction mechanisms are put forward, like generalized first price(GFP) auction by Overture and generalized second price(GSP) by Google, which makes sponsored search auction become a vital incoming source of variable online platforms in practise. Aggarwal et al. (2006) showed that the lower bound of revenue produced by GSP, the most popular mechanism is equal to the revenue of classic VCG mechanism (Vickrey (1961); Clarke (1971); Groves et al. (1973)). Due to the untruthfulness of GSP, Edelman

et al. (2007) and Varian (2007) independently examined the behavior of bidders and proposed locally envy-free equilibrium (LEFE) and symmetric Nash equilibrium (SNE), respectively. Another idea of a squashing parameter of GSP to improve the revenue was proposed by Lahaie and Pennock (2007). Ostrovsky and Schwarz (2011) applied these works and studied its effects on Yahoo! auction using the optimal reserve price. Thompson and Leyton-Brown (2013) also studied several different techniques for increasing the revenue, including via several different reserve prices, squashing, combinations of a reserve price and squashing, etc. Rather than using the reserve price simply as a minimum bid, Roberts et al. (2016) presented the idea of incorporating the reserve price into ranking score and showed that this mechanism may increase the revenue compared to the squashing mechanism. For the topic of user experience, Abrams and Schwarz (2007) introduced a concept of hidden cost, which was advertiser-specific and represented the quality of the ads' landing page. Athey and Ellison (2011) studied a model that introduced the users' search cost, and showed that reserve price can improve users' welfare. Li et al. (2013) defined the shadow cost, which is revenue reduction in long run and depends on both advertiser and slot. As for the trade-offs among different objectives, there are also some related studies. Likhodedov and Sandholm (2003) first studied the problem of designing optimal mechanisms to balance revenue and welfare. Sundararajan and Talgam-Cohen (2016) considered the convex combination of revenue and welfare to improve the prediction. Bachrach et al. (2014) applied the linear combination of different objectives as their objective function. Shen and Tang (2017) introduced a class of parameterized mechanisms to balance different objectives.

Rank of organic results. Besides the methods (Avrachenkov and Litvak (2004); Austin (2006); Williams (2010)) used in practise, there are still multiple theoretical investigations about ranking organic results, recently. Crowcroft (2007) first incorporated bias of search results into consideration, when ranking the items. In the next few years, this topic is still studied by many researchers, e.g., Edelman and Lockwood (2011); Wright (2011); Maillé and Tuffin (2014). LEcuyer et al. (2017) showed how to optimally rank search results to maximize an objective that combines search-result relevance and sales revenue. Chu et al. (2017) studied the optimal ranking rule of multiple objectives includes consumer and seller surplus, as well as the sales revenue, taking consumers' choice into consideration.

However, all these work treats the sponsored search auction separately and does not consider the mixed arrangement of organic results and advertisements. We design an integrated system that takes both organic items and paid advertisements into consideration together.

Our organizations. In section 2, we give all the necessary notations and definitions, and build up the modelling framework of the integrated ad system. Two core optimization problems are also proposed in this section. In section 3, we consider designing optimal mechanisms for these two problems. In section 4, we generalize our study to more practical settings and design the corresponding optimal mechanisms. The numerical experiments are given in section 5 to illustrate the performance of our mechanisms. Finally, we summarize our works and put forward several open problems in the section 6.

2 Notations and Preliminaries

2.1 Integrated Ad System

In the classic ad auction, advertisers bid for the keywords, and the pre-set advertising slots, which are separated from organic search result, are allocated to the ads with highest bids. In this paper, we propose a new model called *integrated ad system* (IAS) which caters for e-commerce online

platforms, where both the positions and total number of advertising slots are not determined in advance. After collecting bids from advertisers, the platform decides how to rank all items (including ad items and organic items) and how much each ad item should pay.

We start with a formal description of the IAS. In an IAS, there are n_1 advertisers and n_2 organic results competing for K available slots of one search-result page simultaneously. For simplicity, we call advertisements and organic results as ad item and organic items, respectively. Denote A as the set of ad items and O as the set of organic items, and exploit $i \in A$ or $i \in O$ to represent an ad item or an organic item. Let $k \in \{1, 2, \dots, K\}$ index the slots. Generally, a higher position slot has a smaller index. For the k th slot, β_k stands for its effective exposure. Without loss of generality, assume that $\beta_1 > \beta_2 > \dots > \beta_K > 0$.

Each (ad or organic) item i has a quality (weight) factor w_i to reflect its relative popularity compared to other items. In addition, each item i 's estimate merchandise volume per click is g_i that is well known by the platform and advertisers. In detail, the estimate merchandise volume is an attribute that represents the expected sale amount per click. For ease of representation, we call g_i volume, instead. Each ad item i still has an extra private value v_i per click. More specifically, v_i means that the advertisers want to charge extra v_i to gain one click. Suppose that v_i is independently (not necessarily identical) drawn from $[0, u_i]$ according to a publicly known distribution $F_i(v_i)$ whose respective pdf is $f_i(v_i)$. Given this, the virtual value of ad item i can be represented as $\phi_i(v_i) = v_i - (1 - F_i(v_i))/f_i(v_i)$. We assume that the distribution $F_i(v_i)$ satisfies the regular condition, which implies that $\phi_i(v_i)$ is monotone non-decreasing. For the organic items, we have the following assumption:

Assumption 1. *For any organic item i , we assume its valuation is always 0, i.e., v_i is drawn from the degenerate distribution with one support point 0.*²

In the IAS, we consider the separable click-through-rate(CTR) model. That is, if the item i is allocated to slot k , the item i 's CTR is $w_i\beta_k$. It means that if we put an item into a slot, the probability of being clicked is affected not only by the position but also by itself. Similarly, the corresponding merchandise volume is $g_iw_i\beta_k$.

For convenience, we summarize the above symbols in Table 3 shown in Appendix A.2 for easily reading. In summary, the sponsored search auctions in IAS can be described as: 1. The platform release the information of slots; 2. The advertisers submit a bid price based on the value; 3. The platform ranks all ad items and organic items simultaneously and decides how much the advertisers should charge.

2.2 Mechanism Design

Let $v = (v_1, v_2, \dots, v_{n_1})$ and $b = (b_1, b_2, \dots, b_{n_1})$ be the value profile and the bid profile of all ad items. We may use v_{-i} and b_{-i} to represent the value profile and bid profile of all ad items except ad item i .

In the IAS, after receiving the bids from advertisers, a *mechanism* $\mathcal{M} = (x(b), p(b))$ consists of two rules, the allocation rule $x(b)$ and payment rule $p(b)$. More specifically, $x(b) = (x_1(b), x_2(b), \dots, x_{n_1+n_2}(b))$ ³ and $p(b) = (p_1(b), p_2(b), \dots, p_{n_1}(b))$, where $x_i(b) = \sum_{k=1}^K x_{ik}(b)\beta_k$ and $x_{ik}(b)$ is the indicator function to imply whether item i is assigned to slot k . Note that the CTR of item i is $w_i x_i(b)$.

²This assumption can be understood as that any organic items have no intention to charge extra money for click numbers. They do not submit any price to platform and make no contribution to the instant revenue.

³In the IAS, since we allow that ad items and organic items display in a mixture configuration, the outcome of an mechanism decides how to allocate both two types of items, simultaneously.

Since one slot should be allocated to one item and one item should be assigned to at most one slot, $x_{ik}(b)$ must satisfy the following constraints, denoted by \mathcal{X} :

$$\begin{aligned} \sum_k x_{ik}(b) &\leq 1, & \forall i \in A \text{ or } O, \\ \sum_{i \in A} x_{ik}(b) + \sum_{i \in O} x_{ik}(b) &= 1, & \forall k, \\ x_{ik}(b) &\in \{0, 1\}, & \forall i, k. \end{aligned}$$

Given allocation rule and payment rule, the expected utility of ad item i with bid b_i , can be expressed as:

$$U_i(x, p, b_i) = \int_{V_{-i}} (v_i - p_i(b_i, v_{-i})) w_i x_i(b_i, v_{-i}) f_{-i}(v_{-i}) dv_{-i} \quad (1)$$

In the IAS, to guarantee that advertisers have a desire to participate in the auction, we require that the utility of ad item should not be less than zero.

Definition 1 (Individual Rationality).

$$U_i(x, p, b_i) \geq 0, \quad \forall b_i \in [0, u_i], \quad \forall i \in A.$$

In this paper, we also hope to design mechanisms that avoid advertisers false reporting. Since our model is in Bayesian setting, we consider the mechanisms with Bayesian Incentive Compatibility (BIC).

Definition 2 (Bayesian Incentive Compatibility).

$$U_i(x, p, v_i) \geq U_i(x, p, b_i), \quad \forall b_i \in [0, u_i], \quad \forall i \in A.$$

We call a mechanism *feasible* iff it is IR, BIC and satisfies the condition \mathcal{X} . Fortunately, [Myerson \(1981\)](#) has already given the equivalent characterization of IR, BIC mechanisms. With a little refinement, we can design mechanisms with IR and BIC in IAS as the following.

Lemma 1 (Myerson 1981). *A mechanism is IR, BIC if and only if, for any ad item i and bids of other items b_{-i} fixed,*

1. $x_i(b_i, b_{-i})$ is monotone non-decreasing on b_i .
2. $p_i(b) = b_i - \frac{\int_0^{b_i} x_i(s_i, b_{-i}) ds_i}{x_i(b)}$, when $x_i(b) \neq 0$; Otherwise, $p_i(b) = 0$.

In the following of this paper, we only concentrate on designing feasible mechanisms and use v_i to represent the bid price b_i directly for convenience.

2.3 Core Problems

As mentioned before, e-commerce platforms, unlike conventional search engines, are concerned about instant revenue from ad items and GMV from both ad items and organic items. Recall the notations in Subsection 2.1 and 2.2, the revenue and GMV are respectively given by

$$\text{Revenue} = \int_V \sum_{i \in A} p_i(v) w_i x_i(v) f(v) dv \quad (2)$$

and

$$\text{GMV} = \int_V \left[\sum_{i \in A} g_i w_i x_i(v) + \sum_{i \in O} g_i w_i x_i(v) \right] f(v) dv. \quad (3)$$

In this subsection, we put forward two different approaches to trade off the two objectives. The first approach is to think about the linear convex combination of the revenue and the GMV directly. Specifically, given a coefficient $\alpha \in [0, 1]$ in advance, our problem is to find an optimal mechanism to maximize their convex combination with α . We call this problem as *Unconstrained Problem*.

Unconstrained Problem $UCST(\alpha)$ Given the weighted coefficient $\alpha \in [0, 1]$, the unconstrained problem $UCST(\alpha)$ can be written as

$$\max_{x \in \mathcal{X}} \quad \alpha \cdot \text{Revenue} + (1 - \alpha) \cdot \text{Volume}. \quad (4)$$

The second approach is that we optimize one metric while restricting the other metric. This problem is called *Constrained Problem*. In this paper, we always put GMV into constraints and optimize the revenue. Hence, in this problem, a threshold of GMV, denoted by V_0 , is always given in advance.

Constrained Problem $CST(V_0)$ Given a threshold V_0 , the constrained problem $CST(V_0)$ can be written as

$$\max \quad \text{Revenue} \quad (\text{P1})$$

$$\text{s.t.} \quad \text{Volume} \geq V_0 \quad (\text{C1.1})$$

$$x \in \mathcal{X} \quad (\text{C1.2})$$

3 The Optimal Mechanisms for the IAS

In this section, we will mainly explore the optimal feasible mechanisms for both unconstrained problem and constrained problem. In the section 4, we extend the results in this section to more general background.

From our intuition, if there is no ad items, i.e., nobody will submit a bid, the platform will rank organic items by their volume naturally, because the whole process does not involve revenue. Because the organic item will not influence the revenue, even if ad items appear, the order among organic items does not change, as well. Therefore, the problem of designing the optimal mechanism is, in fact, how to pick up appropriate ad items and insert them properly into the list of organic items to achieve the optimal goals. More specifically, we need to design the optimal ranking criterion to incorporate the ad items without disturbing the order of organic items, and the corresponding payment function. For simplicity, we can define $I = A \cup O$ as the new set to represent all items. Formally, we also extend $v, b, p(b)$ to $n_1 + n_2$ dimensions.

3.1 The Unconstrained Problem

For the unconstrained problem with fully mixed allocation of the ads and organic items, we aim to find the criterion of rank to insert ad items into the sequence of organic items optimally. Because there is no other constraint except for the feasibility, we can simply the objective function by some mathematical transformations to an easily observed form which can help us find the optimal ranking rule, shown in the Lemma 2.

Lemma 2. To maximize the objective function (4), the mechanism needs to maximize the objective

$$\int_V \sum_{i \in I} (\alpha \phi_i(v_i) + (1 - \alpha)g_i)w_i x_i(v) f(v) dv - \alpha \sum_{i \in I} U_i(x, p, 0). \quad (5)$$

The detailed proof can be found in Appendix B.1. Because $p(b)$ only appear in $U_i(x, p, 0)$ and we need to guarantee the property of IR, by Lemma 1, if we choose

$$p_i(v) = v_i - \frac{\int_0^{v_i} x_i(s_i, v_{-i}) ds_i}{x_i(v)} \quad (6)$$

as payment rule, then $U_i(x, p, 0)$ will be 0 and we only need to consider to select appropriate $x(b)$ to maximize the first part of (5).

As for allocation rule, we define $\psi_i(v_i) \stackrel{\text{def}}{=} (\alpha \phi_i(v_i) + (1 - \alpha)g_i)w_i$ as the revised virtual value of item i . It is not difficult to check that the following allocation rule can maximize the first part of formula (5).

$$x_{ik}(v) = \begin{cases} 1 & \text{if } \psi_i(v_i) \text{ is the } k\text{th-highest revised virtual value, } k \in \{1, 2, \dots, K\}, \\ 0 & \text{otherwise.} \end{cases} \quad (7)$$

Note that since $\phi_i(v_i)$ is regular, $\psi_i(v_i)$ is non-decreasing as well. Consequently, $x_i(v)$ satisfies the non-decreasing, when fix v_{-i} .

By the argument above, we can obtain the optimal feasible mechanism for unconstrained problem by Theorem 1.

Theorem 1. Given $\alpha \in [0, 1]$, the mechanism $\mathcal{M} = (x(v), p(v))$, where $x(v)$ and $p(v)$ are described by (7) and (6), is the optimal feasible mechanism for the unconstrained problem $UCST(\alpha)$.

Proof. By Lemma 1, $x_i(b)$ and $p_i(b)$ decide the feasibility of this mechanism. Meanwhile, for any bid profile b , $x_i(b)$ and $p_i(b)$ also achieve maximum of objective, due to Lemma 2. Therefore, this mechanism is the optimal feasible mechanism. \square

The optimal mechanism of the unconstrained problem has been given above. We will explain more about the optimal mechanism. For the special case that all items are organic items. It is intuitive to rank them by their volumes, since they all does not submit a bidding. Our mechanism exactly has the same rank as this, because our mechanism ranks items by $\psi_i(v_i) = (\alpha \phi_i(v_i) + (1 - \alpha)g_i)w_i = (1 - \alpha)g_i w_i$. It is equivalent to ranking them by their volume. Based on this point of view, we can regard the rank of general case in another perspective. For ad items, the term $\phi_i(v_i)$ is different from that of organic item. In the same ranking criterion, we can rank the organic items first, then insert ad items optimally by ranking score $\psi_i(v_i)$. Another fact is that there exists no redundant slots that no items are assigned into. This is because, for the organic items, their revised virtual value is always greater than zero, which makes that, at least, the organic items can be shown in the result list. This point is also the difference with the classic Myerson auction which may not allocate items. In another words, our mechanism is based on the structure of Myerson auction, but allocation result is different. Finally, for the organic items, they also have the payment rule $p(b)$, but we can find that this value will be always equal to 0, which meets the practical requirement.

3.2 The Constrained Problem

In this subsection, we mainly concentrate on the constrained problem.

Since $x_{ik}(v)$ is not a continuous function about bids v , we first relax constraints $x_{ik}(v) \in \{0, 1\}$ in (C1.2) to $x_{ik}(v) \in [0, 1]$ and denote the relaxed (C1.2) as $\bar{\mathcal{X}}$. Note that finally we still need to guarantee the final optimal allocations $x_{ik}(v) \in \{0, 1\}$. The relaxed constrained problem is

$$\max \quad R(x) \stackrel{\text{def}}{=} \int_V \sum_{i \in I} w_i p_i(v) x_i(v) f(v) dv \quad (\text{P2})$$

$$\text{s.t.} \quad V(x) \stackrel{\text{def}}{=} \int_V \sum_{i \in I} g_i w_i x_i(v) f(v) dv \geq V_0 \quad (\text{C2.1})$$

$$x \in \bar{\mathcal{X}} \quad (\text{C2.2})$$

Given this, we can prove that Program (P2) is a convex optimization by Lemma 3 and satisfies the strong duality by Theorem 2.

Lemma 3. *The Program (P2) is a convex optimization problem.*

Proof. Since $R(x)$ is linear function of x and (C2.1) is linear constraint on x , and $\bar{\mathcal{X}}$ is convex set, the Program (P2) is a convex optimization. \square

Theorem 2. *If there exists a feasible allocation $x_0 \in \bar{\mathcal{X}}$, i.e., $V(x_0) \geq V_0$ ⁴, The Program (P2) satisfies strong duality.*

Proof. This theorem can be derived from the refined Slater's condition (Boyd and Vandenberghe (2004)). \square

Given an reachable V_0 , then strong duality holds, which implies that

$$\begin{aligned} \underbrace{\max_{x: x \in \bar{\mathcal{X}}, V(x) \geq V_0} R(x)}_{\text{Primal}} &= \underbrace{\min_{\lambda \geq 0} \max_{x \in \bar{\mathcal{X}}} (R(x) + \lambda(V(x) - V_0))}_{\text{Dual}} \\ &= \min_{\lambda \geq 0} \max_{x \in \bar{\mathcal{X}}} \left[\int_V \sum_{i \in I} (p_i(b_i) + \lambda g_i) w_i x_i(b) f(b) db - \lambda V_0 \right]. \end{aligned}$$

Observing the inner maximization problem of the dual problem, when given a λ , it is an unconstrained problem with relaxed feasible region $\bar{\mathcal{X}}$. The following lemma guarantees that even though we relax the feasible region, the optimal solution x_{ik}^* still is 0 or 1, for any i, k .

Lemma 4. *The inner problem of dual problem has one 0-1 form optimal solution. That is, for any v , $x_{ij}^*(v) \in \{0, 1\}$.*

Proof. The coefficient matrix of $\bar{\mathcal{X}}$ is totally unimodular matrix (Papadimitriou and Steiglitz (1998)). Therefore, the optimal solution $x_{ij}^*(v)$ is integral form, i.e., 0-1 form. \square

Therefore, the optimal solution can be obtained by mechanism \mathcal{M} with $\alpha = 1/(\lambda + 1)$, that is,

$$x_{ik}^\lambda(v) = \begin{cases} 1 & \text{if } \psi_i^\lambda(v_i) \text{ is the } k\text{th-highest, } k \in \{1, 2, \dots, K\} \\ 0 & \text{otherwise.} \end{cases} \quad (8)$$

⁴The condition of Theorem 2 can be checked by Mechanism \mathcal{M} with $\alpha = 0$ which can find the maximum of GMV. On the other hand, if the threshold is so high that the maximum of GMV can not reach, then the V_0 will make no sense.

where $\psi_i^\lambda(v_i) \stackrel{\text{def}}{=} [(\phi_i(v_i) + \lambda g_i)w_i]/(\lambda + 1)$. $p_i^\lambda(v)$ can be derived by replacing $x_{ik}(v)$ with $x_{ik}^\lambda(v)$ in (6).

As for the outer problem, according to the complementary-slackness, the optimal λ^* satisfies $\lambda^*(V(x^{\lambda^*}) - V_0) = 0$. Hence, either $\lambda^* = 0$ or $V(x^{\lambda^*}) - V_0 = 0$ must hold. Testing whether $\lambda^* = 0$ can be implemented by running the optimal mechanism in Section 3.1 with $\alpha = 1$ and compare the corresponding GMV with V_0 . For the second case, we can first show that $V(x^\lambda)$ is monotone on λ . We show this proof in Appendix B.2.

Lemma 5. $V(x^\lambda)$ is non-decreasing on λ .

Because it only contains one variable λ , we come up with a Dichotomy, Algorithm 1 shown in Appendix B.3, to output the optimal λ^* . Plugging the optimal λ^* into $x_{ik}^\lambda(v)$ and $p_{ik}^\lambda(v)$, we derive the optimal feasible mechanism, $\bar{\mathcal{M}} = (x_i^{\lambda^*}(v), p_i^{\lambda^*}(v))$, for the constrained problem.

Owing to the strong duality, the constrained problem is equivalent to an unconstrained problem in some sense, if we choose a proper parameter. Therefore, we have the following theorem to demonstrate their relationship.

Theorem 3. *The constrained problem with threshold V_0 is equivalent to one unconstrained problem with coefficient α^* , where $\alpha^* = 1/(\lambda^* + 1)$ and λ^* is the optimal Lagrangian multiplier in the constrained problem.*

4 Extensions

When allowing that advertisements and organic items can be arranged in a fully hybrid way, one inevitable problem is that sometimes there may be too many ad items displaying in the optimal allocation. Even though this type of allocations can achieve the optimal tradeoff, these scenarios will hurt the e-commerce platform in the long run. In this section, we generalize the integrated system to tailor for more practical requirements. We make two extensions: one is to restrict the number of ad items shown in one result page, the other is to add the constraint on the sparsity of ad items.

4.1 The Integrated Ad System with Number Budget on Ad Items

In this subsection, we still study designing optimal mechanisms with an extra requirement of bounding the total number of ad items. Formally, if we require the number of ad items within c , we only need to add constraint $\sum_{i \in A} \sum_k x_{ik}(v) \leq c$ into \mathcal{X} and denote new constraints as \mathcal{X}' .

From Lemma 1, 2 and mechanism \mathcal{M} , we have known that items are ranked by their revised virtual values, $\psi_i(v_i)$. Since ad items appear at most c times in the new optimal mechanisms, when we rank, it is easy to check that we only need to take the top c ad items ordered by their highest revised virtual value into account. In view of this point, we refine the mechanism \mathcal{M} to derive $\mathcal{M}'(c)$.

Mechanism $\mathcal{M}'(c)$.

1. Sort all ad items into non-increasing order by $\psi_i(v_i)$. Remain the top c ad items;
2. For all remaining items, run mechanism \mathcal{M} with coefficient α ;
3. The payment rule $p'(v)$ has the same form as (6).

As for constrained problem, we want to exploit the similar analysis that relax the problem and implement Lagrangian Dual Method, used in Section 3.2. However, the main difficulty here

is that after adding the number restriction, the coefficient matrix of \mathcal{X}' is not totally unimodular anymore. Then similar result as Lemma 4 can not be directly proved by the total unimodularity. If the relaxed problem can not be guaranteed to always have 0-1 form optimal solutions, then the Lagrangian Dual Method does not work here. Fortunately, we can still manage to show that the relaxed problem still has 0-1 form optimal solutions by constructing an equivalent min-cost max-flow problem. We show our construction in Appendix B.4.

Theorem 4. *For the IAS with budget on ad items, the relaxed inner problem of constrained problem can be constructed as a min-cost max-flow problem, and has a 0-1 form optimal solution.*

By Theorem 4, we can solve the constrained problem under this new setting using a similar Lagrangian dual method as that of Section 3.2. Therefore, we can still design the optimal feasible mechanisms for both problems when limiting the number of ad items.

4.2 The Sparse Integrated Ad System

In this subsection, we will investigate the optimal mechanisms that can control the distribution of ad items. It is motivated by the reality that some e-commerce platforms hope that ad items appear intermittently, rather than emerge together.

4.2.1 The Sparsity on Row

When we search the products by personal computer on e-commerce platforms, the search results are usually shown in several rows and each row contains several items. Inspired by this layout, we hope to constrain the number of ads in each row to comfort the users. In view of this point, we first divide one page into multiple rows and each row contains consecutive l slot. Then, we constrain that there are at most c ad items displayed in these l slots. We call this model as the sparse integrated ad system – row (SIASR).

From the mathematical perspective, we add a group of constraints, $\sum_{i \in A} \sum_{k=ml+1}^{(m+1)l} x_{ik}(v) \leq c$, $m = 0, 1, \dots, \lfloor K/l \rfloor$ and $\sum_{i \in A} \sum_{k=\lfloor K/l \rfloor l + 1}^K x_{ik}(v) \leq c$ to \mathcal{X} . Denote the new constraints feasible set as $\tilde{\mathcal{X}}$. Observing the new added constraints, we can find that each one is a constraint on the number of ad items of every l slots. In another word, if we divide one result page into $\lfloor K/l \rfloor + 1$ parts, every part is an IAS with number budget on ad items. Consequently, for each part, we can run mechanism $\mathcal{M}'(c)$ iteratively to obtain optimal arrangements. Based on the results in Section 4.1, the rank is scheduled by the revised virtual values, iteratively. As a result, if every part can gain an optimal arrangement, the global arrangement is still optimal. Therefore, we derive the optimal mechanism in this setting, defined as $\tilde{\mathcal{M}}(c, l)$.

Mechanism $\tilde{\mathcal{M}}(c, l)$.

1. Run mechanism $\mathcal{M}'(c)$ to allocate the first l slots on all items;
2. Run mechanism $\mathcal{M}'(c)$ to allocate the next l slots on all remaining items;
3. Repeat step 2 until no slot need to be allocated. (In the last round, the number of slots may be less than l);
4. The payment rule $\tilde{p}(v)$ has the same form as (6).

For the constrained problem, similar method and analysis as before are feasible, because we can execute mechanism $\tilde{\mathcal{M}}(c, l)$ to solve the inner problem. Nevertheless, we still need to show

that the inner problem has a 0-1 form optimal solution in $\tilde{\mathcal{X}}$. The specific proof can be found in Appendix B.5.

Theorem 5. *For the sparse IAS, the relaxed inner problem of constrained problem can be constructed as a min-cost max-flow problem, and has a 0-1 form optimal solution.*

Given this, we can design the optimal mechanisms to satisfy the sparse requirements.

4.2.2 The Sparsity on Column

In last subsection, we discuss the layout of search results page on terminal of personal computer. In this extension, we would like to investigate the case in terminal of mobile devices. Generally, after inputting a keyword, the search results are displayed in one column (not the same as the layout of terminal of personal computer). If we still want to restrict the sparsity of ads, we need to add the constraints on every consecutive l slots, i.e., we constrain that there are at most c ad items displayed in any consecutive l slots. Add the new constraints, $\sum_{i \in A} \sum_{k=m+1}^{m+l} x_{ik}(v) \leq c, m = 0, 1, \dots, K-l$, into original problems. Denote the new constraints feasible set as $\hat{\mathcal{X}}$. We call this model as the sparse integrated ad system – column (SIASC).

It can be find that the difference between SIASR and SIASC is that there are more sparsity constraints on consecutive slots. In reality, for the first l slots, the constraint is the same. Intuitively, The allocation for first slots should also be the same. After deciding the first l slots and observing the next constraint on slot 2 to slot $l+1$, it only need to decide which item (ad item or organic item) should be allocated to slot $l+1$ to meet the sparsity constraint. In this way, we can continue filling the following slots by checking the criteria of sparsity.

Mechanism $\hat{\mathcal{M}}(c, l)$.

1. Run mechanism $\mathcal{M}'(c)$ to allocate the first l slots on all items;
2. Run mechanism $\mathcal{M}'(c - a)$ to allocate the next slot on all remaining items, where a is the number of ad items in last $l-1$ slots;
3. Repeat step 2 until no slot need to be allocated;
4. The payment rule $\tilde{p}(v)$ has the same form as (6).

As for the constrained problem, similarly, we still exploit Lagrangian Dual method to deal with. More specifically, in this case, we call the mechanism $\hat{\mathcal{M}}(c, l)$ to solve the inner problem. Then, execute Algorithm 1 with the replace mechanism \mathcal{M} by $\hat{\mathcal{M}}(c, l)$ to output the optimal λ . The last work needs to be solved is whether the 0-1 form solution is the optimal solution of inner problem. In reality, imitating the construction in Proof of Theorem 5 and revising a little detail can finish this work. The specific method is that based on Figure 2, we only need to add a mount of nodes, k_i to represent more groups and add the arcs $s_j''k_i, j \in \{i, i+1, \dots, i+l-1\}$ and arcs k_it . The corresponding capacities and weights are same as before. It is not hard to check that under this construction, the inner problem can be transferred to a min-cost max-flow problem, thus has a 0-1 form optimal solution.

5 Experiments

In this section, we will verify our mechanisms with four experiments. The experiments are conducted by the real date collected from one Chinese major e-commerce platform. Our experimental

background is that we select 356 different keywords randomly, where each keyword contains at least 400 and at most 2000 candidate items(including ad items and organic items). For each keyword, we simulate the first result page with 20 slots. We find that the values of ad items are fitted into a lognormal distribution, and assume that quality factor $w_i = 1$ for experiment 1-3, but has a distribution in experiment 4. The estimated volumes of items can be extracted from the real data, directly. Because of the diversity of keywords and to avoid speciality, we repeat experiments on each keyword and aggregate into normalized results. All Figures can be found in Appendix C.

5.1 The Monotonicity of Revenue and Volume

The first experiment aims to testify the availability of mechanism \mathcal{M} . We exploit eleven different values of the weighted coefficient α from 0 to 1 with equal gap 0.1. When α is determined, for each keyword, we generate a group of random bids by the lognormal distribution⁵ learned from the real data and run mechanism \mathcal{M} , recording the corresponding revenue and GMV. We repeat this experiment for 5000 times, and take mean of the revenues and GMVs as the expected revenue and expected GMV of this keyword. Aggregating the results of all keywords, we bring forth the final result shown in Figure 3.

Observing from Figure 3, we can see that as α increases from 0 to 1, revenue improves while GMV decreases, which fulfills our intuition that the two objectives are in conflict. Hence, if platforms focus more on revenue (or GMV), they only need to adjust the parameter α of mechanism \mathcal{M} . On the other hand, for each α , how much fraction of optimal value the mechanism \mathcal{M} achieves can be found from Figure 3. This can help the platform choose the appropriate α to balance the revenue and volume in practice.

5.2 The Execution of Theorem 3

The second experiment aims to verify Theorem 3. For each keyword, we give eleven different threshold of GMV (we pick up them from 0 to maximum feasible GMV with equal gap). For each threshold, we execute Algorithm 1 to derive optimal λ^* , computing the corresponding α^* . During executing Algorithm 1, since $V(x)$ is a calculus, we always repeat generating bids for 500 times and take mean of GMVs as the value of $V(x)$. After testing all the thresholds, we can depict the relationship curve of V_0 and α , shown in Figure 4.

Figure 4 demonstrates that the larger of the volume threshold (i.e., V_0) is, the smaller α will be. This result is coincident with experiment 3. The most significant point is that, for constrained problem, it can be transferred into an unconstrained problem, which reduces the difficulty of operation. Experiment 4 also shows the correctness of Theorem 3 and operability of our mechanism.

5.3 Priority of Our Mechanisms

5.3.1 Uncorrelated Case

By the third experiment, we want to compare our optimal mechanism with the commonly used mechanism(i.e., only taking out some particular topmost slots to ad items). First, we fix several topmost slots, and run Myerson optimal auction⁶. For organic part, we allocate organic items to

⁵The number of generating bids is the number of advertisers bidding for this keyword in real data. For different keywords, we may learn the different lognormal distributions.

⁶Note that the platforms usually run generalized second-price(GSP) auction. Ostrovsky and Schwarz (2011) showed that when all advertisers have identical regular distributions of values, the expected revenue of GSP with reserve price r^* such that $\phi(r^*) = 0$ in the bidder-optimal envy-free equilibrium is the same as the expected revenue of Myerson auction.

the remaining slots by their volumes sorted in non-increasing order. In this way, we can compute the expected revenue and GMV in the traditional layout. Then, we use the just obtained GMV as the threshold V_0 and run mechanism $\bar{\mathcal{M}}$, deriving another expected revenue from our mechanism. Repeat the above procedure, as the number of fixed slots changes from 1 to 8. Finally, we compare the expected revenue gained in two mechanisms and illustrate them in Figure 5.

From Figure 5 we can see, on the premise of reaching the same GMV, the revenue curve of our mechanism lies on the top of that of Myerson optimal mechanism. The main reason is that, the conventional layout always maximize revenue in particular slots and then maximize GMV in the rest slots, which are separate two steps, while we maximize revenue and guarantee GMV, simultaneously. Therefore, IAS is more flexible, and can keep the same GMV but gain more revenue. This also reflects the superiority of mixture arrangements.

5.3.2 Correlated Case

The last experiment is based on the third experiment. In this experiment, we assume that the quality factor, w_i , follows a distribution (we learn that it is fitted into a beta distribution). We wonder that, if there exists a correlation between w_i and v_i , what the results of experiment 3 will be. Five different correlation coefficients, -1, -0.5, 0, 0.5, 1, are studied. For each correlation coefficient, we do the experiment 3 and depict revenue curves. We union five pictures into one figure shown in Figure 6.

Figure 6 illustrates that, except the condition of totally negative correlation, other conditions present the similar trend as Figure 5. However, when correlation coefficient changes from 1 to -0.5, the largest revenue gap becomes smaller. As for Figure 6(a), it can be explained as that, when the quality factor and value have a negative correlation, the ad items with higher value contribute less GMV, because their quality factor are relatively smaller, which leads the fact that the $w_i g_i$ is smaller. To achieve the same GMV, our mechanism may sacrifice some revenue. In brief, except some extreme conditions, our mechanism show the advantage even if there exists the correlation between w_i and v_i .

6 Conclusion

To sum up, for the new features of e-commerce online platforms that combine advertisement and organic items for display purposes, we offer a thorough and exact study on designing mechanisms to balance both areas of "volume" and revenue. Note that our objective of 'volume' can be replaced by other metrics that can be incorporated into the platform. For different ways of trade-off and practical requirements, optimal feasible mechanisms can be designed in order to realize them. We also empirically evaluate our mechanism and demonstrate its advantage.

As far as we know, our research is the first through study on mixed arrangement of advertisement items and organic items. There are still many problems remain open, to name a few:

- In this paper, we only focus on feasible mechanisms. There may exist mechanisms which are not limited to BIC or IR that can realize a higher trade-off.
- The valuation distribution is publicly known to each advertiser. A further area to explore would be how to design mechanisms that avoid cheating on distribution.

References

- Abrams, Z. and Schwarz, M. (2007). Ad auction design and user experience. In Deng, X. and Graham, F. C., editors, *Internet and Network Economics*, pages 529–534, Berlin, Heidelberg. Springer Berlin Heidelberg.
- Aggarwal, G., Goel, A., and Motwani, R. (2006). Truthful auctions for pricing search keywords. In *Proceedings of the 7th ACM conference on Electronic commerce*, pages 1–7. ACM.
- Athey, S. and Ellison, G. (2011). Position auctions with consumer search. *The Quarterly Journal of Economics*, 126(3):1213–1270.
- Austin, D. (2006). How google finds your needle in the webs haystack. *American Mathematical Society Feature Column*, 10(12).
- Avrachenkov, K. and Litvak, N. (2004). Decomposition of the google pagerank and optimal linking strategy.
- Bachrach, Y., Ceppi, S., Kash, I. A., Key, P., and Kurokawa, D. (2014). Optimising trade-offs among stakeholders in ad auctions. In *Proceedings of the fifteenth ACM conference on Economics and computation*, pages 75–92. ACM.
- Boyd, S. and Vandenberghe, L. (2004). *Convex optimization*. Cambridge university press.
- Chu, L. Y., Nazerzadeh, H., and Zhang, H. (2017). Position ranking and auctions for online marketplaces. *Available at SSRN 2926176*.
- Clarke, E. H. (1971). Multipart pricing of public goods. *Public choice*, 11(1):17–33.
- Crowcroft, J. (2007). Net neutrality: the technical side of the debate: a white paper. *ACM SIGCOMM Computer Communication Review*, 37(1):49–56.
- Edelman, B. and Lockwood, B. (2011). Measuring bias in organicweb search. *Unpublished manuscript*.
- Edelman, B., Ostrovsky, M., and Schwarz, M. (2007). Internet advertising and the generalized second-price auction: Selling billions of dollars worth of keywords. *American economic review*, 97(1):242–259.
- Groves, T. et al. (1973). Incentives in teams. *Econometrica*, 41(4):617–631.
- Lahaie, S. and Pennock, D. M. (2007). Revenue analysis of a family of ranking rules for keyword auctions. In *Proceedings of the 8th ACM conference on Electronic commerce*, pages 50–56. ACM.
- LEcuyer, P., Maillé, P., Stier-Moses, N. E., and Tuffin, B. (2017). Revenue-maximizing rankings for online platforms with quality-sensitive consumers. *Operations Research*, 65(2):408–423.
- Li, J., Liu, D., and Liu, S. (2013). Optimal keyword auctions for optimal user experiences. *Decision Support Systems*, 56:450–461.
- Likhodedov, A. and Sandholm, T. (2003). Auction mechanism for optimally trading off revenue and efficiency. In *Proceedings of the 4th ACM conference on Electronic commerce*, pages 212–213. ACM.

- Maillé, P. and Tuffin, B. (2014). *Telecommunication network economics: from theory to applications*. Cambridge University Press.
- Maskin, E. and Riley, J. (2000). Optimal multi-unit auctions'. *International library of critical writings in economics*, 113:5–29.
- Myerson, R. B. (1981). Optimal auction design. *Mathematics of operations research*, 6(1):58–73.
- Ostrovsky, M. and Schwarz, M. (2011). Reserve prices in internet advertising auctions: A field experiment. In *Proceedings of the 12th ACM conference on Electronic commerce*, pages 59–60. ACM.
- Papadimitriou, C. H. and Steiglitz, K. (1998). *Combinatorial optimization: algorithms and complexity*. Courier Corporation.
- Roberts, B., Gunawardena, D., Kash, I. A., and Key, P. (2016). Ranking and tradeoffs in sponsored search auctions. *ACM Transactions on Economics and Computation (TEAC)*, 4(3):17.
- Shen, W. and Tang, P. (2017). Practical versus optimal mechanisms. In *Proceedings of the 16th Conference on Autonomous Agents and MultiAgent Systems*, pages 78–86. International Foundation for Autonomous Agents and Multiagent Systems.
- Sundararajan, M. and Talgam-Cohen, I. (2016). Prediction and welfare in ad auctions. *Theory of Computing Systems*, 59(4):664–682.
- Thompson, D. R. and Leyton-Brown, K. (2013). Revenue optimization in the generalized second-price auction. In *Proceedings of the fourteenth ACM conference on Electronic commerce*, pages 837–852. ACM.
- Varian, H. R. (2007). Position auctions. *international Journal of industrial Organization*, 25(6):1163–1178.
- Vickrey, W. (1961). Counterspeculation, auctions, and competitive sealed tenders. *The Journal of finance*, 16(1):8–37.
- Williams, H. (2010). Measuring search relevance.
- Wright, J. D. (2011). Defining and measuring search bias: Some preliminary evidence. *International center for law & economics*, November, pages 12–14.

A Example and Tables

A.1 Example 1

In this section, we will give an example to illustrate that both GMV and revenue will be better if we consider organic results and sponsored advertisements at the same time, compared with the mode of fixed slots of ad items in advance.

Example 1. We consider the mainline of one search-result page setting with 10 slots for items. The click-through-rates (CTRs) of these 10 slots are from 0.1 to 1 with the same gap. There are total 10 candidates, 3 sponsored advertisements and 7 organic items. The detailed numbers of bids and volumes are shown in Table 1, where the ids of items are ranked by the volume.

In Table 1, we fix the top 3 slots for the ads and run the GSP mechanism, that is, if an advertiser wins, she only need to pay the lowest price that can keep the current slot. Then we rank the rest organic items by GMV, obtaining the outcome of the conventional pattern. The GMV and revenue in this setting are 451.3 and 21.9.

| id | type | volume | bid | rank by bid | payment | CTR | actual gmv | actual payment |
|-------|---------|--------|-----|-------------|---------|-----|------------|----------------|
| A1 | ad | 70 | 15 | 15 | 12 | 1 | 70 | 12 |
| A2 | ad | 75 | 12 | 12 | 11 | 0.9 | 67.5 | 9.9 |
| A3 | ad | 90 | 11 | 11 | 0 | 0.8 | 72 | 0 |
| O1 | organic | 100 | 0 | 0 | | 0.7 | 70 | 0 |
| O2 | organic | 90 | 0 | 0 | | 0.6 | 54 | 0 |
| O3 | organic | 85 | 0 | 0 | | 0.5 | 42.5 | 0 |
| O4 | organic | 80 | 0 | 0 | | 0.4 | 32 | 0 |
| O5 | organic | 75 | 0 | 0 | | 0.3 | 22.5 | 0 |
| O6 | organic | 70 | 0 | 0 | | 0.2 | 14 | 0 |
| O7 | organic | 68 | 0 | 0 | | 0.1 | 6.8 | 0 |
| Total | | | | | | | 451.3 | 21.9 |

Table 1: GSP mechanism

Now, we regard organic results and advertisements as an entirety and rank them at the same time. Think over a new allocation method: rank by $0.5bid + 0.5volume$ for all items and for advertisements, still charge the lowest price that keeps the current slot. The result is shown in Appendix, Table 2. The GMV and revenue are enhanced to 465.8 and 22.

We can see the layout of mixed arrangement presented by Table 2 performs better on both GMV and revenue. This answers the second question and shows that the mixed arrangement could benefit.

| id | type | volume | bid | rank by $0.5\text{bid} + 0.5\text{volume}$ | payment | CTR | actual gmV | actual payment |
|-------|---------|--------|-----|---|---------|-----|---------------|-------------------|
| A3 | ad | 90 | 11 | 50.5 | 10 | 1 | 90 | 10 |
| O1 | organic | 100 | 0 | 50 | | 0.9 | 90 | 0 |
| O2 | organic | 90 | 0 | 45 | | 0.8 | 72 | 0 |
| A2 | ad | 75 | 12 | 43.5 | 10 | 0.7 | 52.5 | 7 |
| O3 | organic | 85 | 0 | 42.5 | | 0.6 | 51 | 0 |
| A1 | ad | 70 | 15 | 42.5 | 10 | 0.5 | 35 | 5 |
| O4 | organic | 80 | 0 | 40 | | 0.4 | 32 | 0 |
| O5 | organic | 75 | 0 | 37.5 | | 0.3 | 22.5 | 0 |
| O6 | organic | 70 | 0 | 35 | | 0.2 | 14 | 0 |
| O7 | organic | 68 | 0 | 34 | | 0.1 | 6.8 | 0 |
| Total | | | | | | | 465.8 | 22 |

Table 2: Integrated mechanism

A.2 The Symbols of Integrated Ad System

| | |
|---------------|---|
| n_1 | the number of advertisers |
| n_2 | the number of organic items |
| i | one advertisement or one organic item |
| k | one slot |
| w_i | the weight of ad or organic item i |
| v_i | the value of ad or organic item i |
| $F_i(v_i)$ | the cdf of v_i |
| $f_i(v_i)$ | the pdf of v_i |
| $\phi_i(v_i)$ | the virtual value of ad or organic item i |
| g_i | the estimate merchandise volume per click of ad or organic item i |
| β_k | the effective exposure of slot k |

Table 3: The Symbols of Integrated Ad System

B Proofs and Algorithm

B.1 Proof of Lemma 2

Lemma 2. *To maximize the objective function (4), the mechanism needs to maximize the objective*

$$\int_V \sum_{i \in I} (\alpha \phi_i(v_i) + (1 - \alpha) g_i) w_i x_i(v) f(v) dv - \alpha \sum_{i \in I} U_i(x, p, 0). \quad (9)$$

Proof. Plugging (2) and (3) into (4), we can rewrite the objective function as

$$\begin{aligned} \text{OBJ} &= \alpha \cdot \text{Revenue} + (1 - \alpha) \text{Volume} \\ &\stackrel{(\dagger)}{=} \alpha \left(\int_V \sum_{i \in I} p_i(v) w_i x_i(v) f(v) dv \right) + (1 - \alpha) \int_V \sum_{i \in I} g_i w_i x_i(v) f(v) dv \\ &\stackrel{(\ddagger)}{=} \alpha \left[- \sum_{i \in I} U_i(x, p, 0) + \int_V \sum_{i \in I} \phi_i(v_i) w_i x_i(v) f(v) dv \right] \\ &\quad + (1 - \alpha) \int_V \sum_{i \in I} g_i w_i x_i(v) f(v) dv \\ &= \int_V \sum_{i \in I} w_i (\alpha \phi_i(v_i) + (1 - \alpha) g_i) x_i(v) f(v) dv - \alpha \sum_{i \in I} U_i(x, p, 0). \end{aligned} \quad (10)$$

where (\dagger) follows from that organic items pay nothing to platforms, and (\ddagger) is the previous conclusion from Myerson (1981). \square

B.2 Proof of Lemma 5

Lemma 5. $V(x^\lambda)$ is non-decreasing on λ .

Proof. Assume there are two numbers $\lambda_2 > \lambda_1 \geq 0$. The corresponding optimal allocations are $x^{\lambda_2}(v)$ and $x^{\lambda_1}(v)$, respectively. By the optimality, we have

$$\begin{aligned} \int_V \sum_{i=1}^n w_i (\phi_i(v_i) + \lambda_1 g_i) x_i^{\lambda_1}(v) f(v) dv - \lambda_1 V_0 &\geq \int_V \sum_{i=1}^n w_i (\phi_i(v_i) + \lambda_1 g_i) x_i^{\lambda_2}(v) f(v) dv - \lambda_1 V_0, \\ \int_V \sum_{i=1}^n w_i (\phi_i(v_i) + \lambda_2 g_i) x_i^{\lambda_2}(v) f(v) dv - \lambda_2 V_0 &\geq \int_V \sum_{i=1}^n w_i (\phi_i(v_i) + \lambda_2 g_i) x_i^{\lambda_1}(v) f(v) dv - \lambda_2 V_0. \end{aligned}$$

Combining the two inequalities, we have

$$(\lambda_2 - \lambda_1) \int_V \sum_{i=1}^n w_i g_i (x_i^{\lambda_2}(v) - x_i^{\lambda_1}(v)) f(v) dv = (\lambda_2 - \lambda_1) (V(x^{\lambda_2}) - V(x^{\lambda_1})) \geq 0.$$

Since $\lambda_2 > \lambda_1$, we obtain $V(x^{\lambda_2}) - V(x^{\lambda_1}) \geq 0$. It indicates the monotonicity. \square

B.3 Algorithm 1

Algorithm 1 Dichotomy for Outer Problem

Input: A small number $\epsilon > 0$, a large number λ_{max} which makes $V(x^{\lambda_{max}}) \geq V_0$.

Output: Optimal λ^* .

```

1: Initially, let  $\lambda = 0$  and run mechanism  $\mathcal{M}$  with  $\alpha = 1$ .
2: if  $V(x^0) \geq V_0$  then
3:    $\lambda^* = 0$ .
4: else
5:    $\lambda_{min} = 0$ ;
6:   while  $\lambda_{max} - \lambda_{min} > \epsilon$  do
7:     Let  $\lambda_{mid} = (\lambda_{max} + \lambda_{min})/2$  and run mechanism  $\mathcal{M}$  with  $\alpha = 1/(1 + \lambda_{mid})$ .
8:     if  $V(x^{\lambda_{mid}}) \geq V_0$  then
9:        $\lambda^{max} = \lambda_{mid}$ .
10:    else
11:       $\lambda^{min} = \lambda_{mid}$ .
12:    end if
13:  end while
14: end if
15: return  $\lambda^*$ .

```

B.4 Proof of Theorem 4

Theorem 4. For the IAS with budget on ad items, the relaxed inner problem of constrained problem can be constructed as a min-cost max-flow problem, and has a 0-1 form optimal solution.

Proof. This problem, indeed, can be reduced to a min-cost max-flow problem, shown by Figure 1. In Figure 1, a_i and o_j represent advertisement items and organic items, respectively. p_k represents

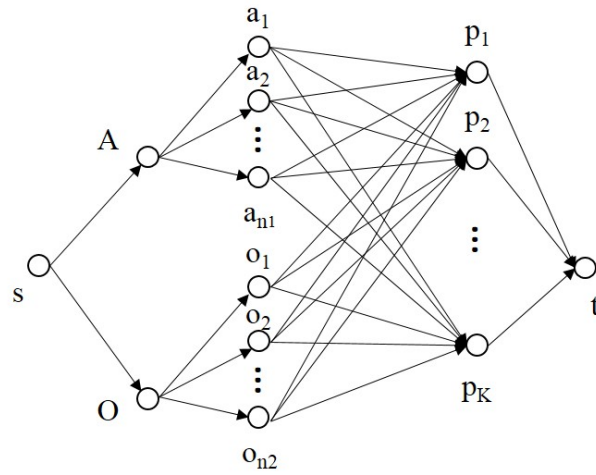


Figure 1: Min-cost max-flow network

the slots.

The capacities of directed arcs from left to right are: the upper bound of SA is c , and the upper bound of SO is infinity. For Aa_i , Oo_j , a_ip_k , o_jp_k , $\forall i, j, k$, the upper bound of capacity is 1. As for p_kt , $\forall k$, we require its flow to be 1.

The cost of directed arcs are: for a_ip_k or o_jp_k , $\forall i, j, k$, the cost of unit flow is $-w_i(\phi_i(v_i) + \lambda g_i)\beta_k$ or $-w_j\lambda g_j\beta_k$. For other arcs, the cost is 0.

We can check that the total cost generating from above flow is equal to the objective function of inner problem. Since this min-cost max-flow problem has a 0-1 form optimal solution, the conclusion can be proved. \square

B.5 Proof of Theorem 5

Theorem 5. *For the sparse IAS, the relaxed inner problem of constrained problem can be constructed as a min-cost max-flow problem, and has a 0-1 form optimal solution.*

Proof. We still reduce this problem into a min-cost max-flow problem, shown in Figure 2. In Figure 2, a_i and o_j represent advertisement items and organic items, respectively. s'_k and s''_k represent the slots. k_i is the node to restrict number of advertisements in group i . s_k is the node to restrict that one slot only has one piece of content. The capacities of directed arcs are: except that for s_kt , $\forall k$,

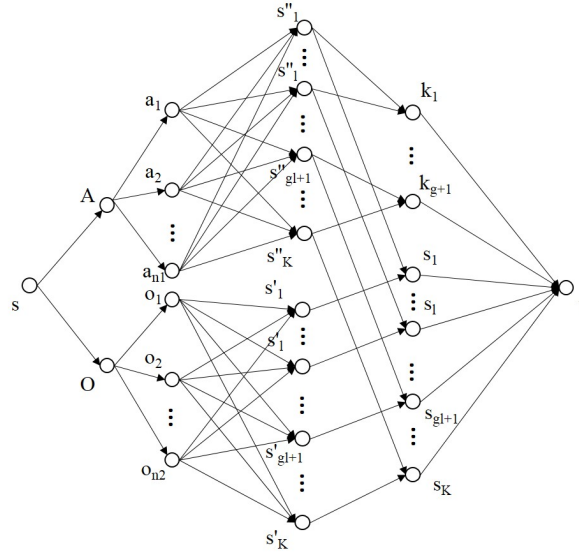


Figure 2: Min-cost max-flow network 2

we require its flow to be 1, for $a_is''_k$, $\forall i, k$, the upper bound of capacity is 2, and for k_it , $\forall i$, the upper bound of capacity is c , the others' upper bound are 1.

The cost of directed arcs are: for $a_is''_k$, $\forall i, k$, the cost of unit flow is $-(w_i(\phi_i(v_i) + \lambda g_i)\beta_k)/2$; for $o_js'_k$, $\forall i, j, k$, the cost of unit flow is $-w_j\lambda g_j\beta_k$. For other arcs, the cost is 0.

In this network, the flow from s''_j to s_j and the flow from s''_j to k_i can be different, but in the original constraints, they must be the same. In reality, we loose the constraints slightly. However, the flow passing the s''_j must be split equally in the optimal solution, since they are bounded by capacity 1. It means that optimal solution of this min-cost max-flow problem still located in the feasible region of original problem. We also can check that the total cost generating from above flow is equal to the objective function of inner problem. Therefore, there exists a 0-1 form optimal solution. \square

C The Figures of Experiments

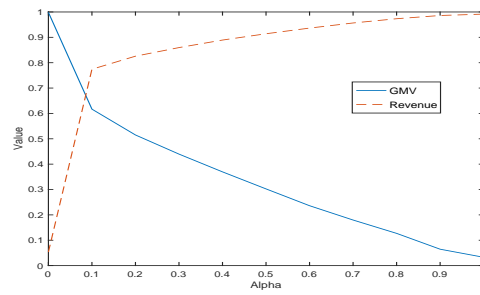


Figure 3: Expected revenue and GMV under different α

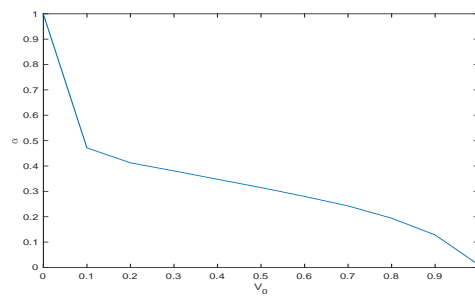


Figure 4: The relationship between V_0 and α

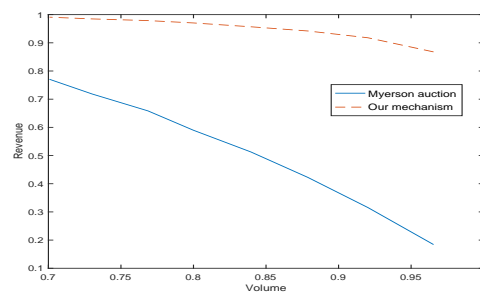
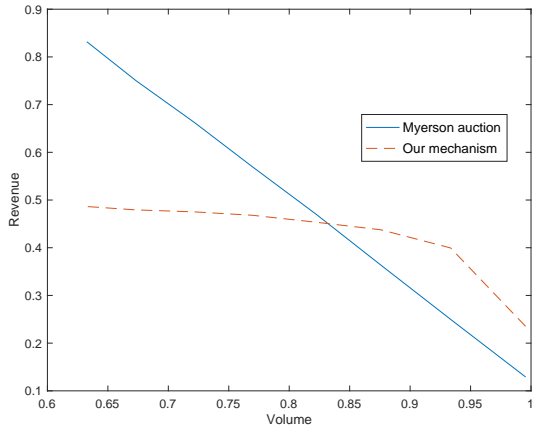
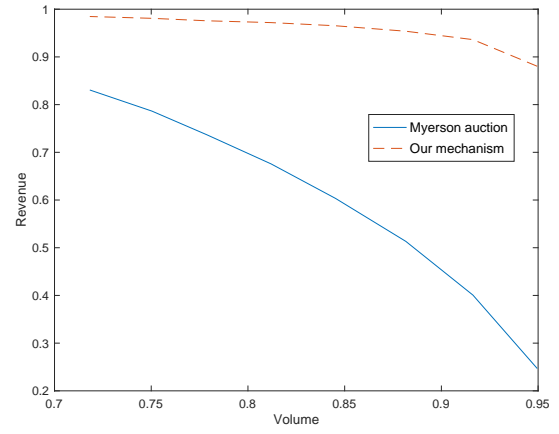


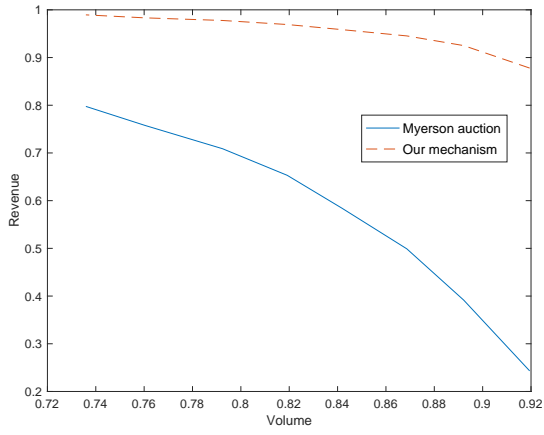
Figure 5: Comparison between two mechanisms



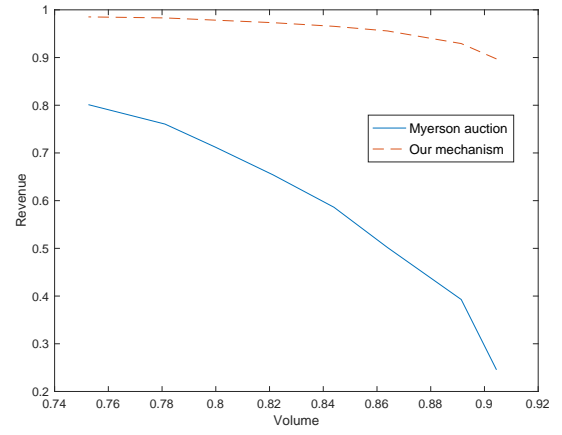
(a) $r=-1$



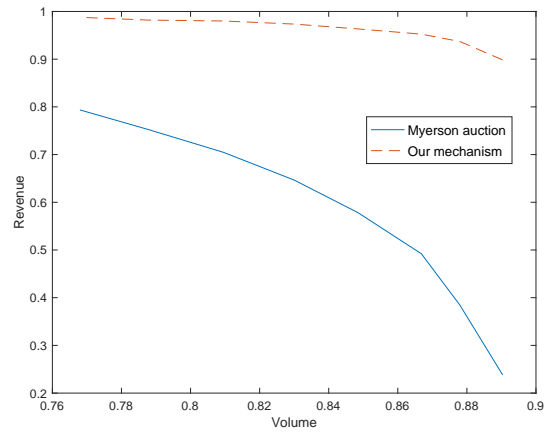
(b) $r=-0.5$



(c) $r=0$



(d) $r=0.5$



(e) $r=1$

Figure 6: Correlation experiments