

Versatile Mixed Methods for the Incompressible Navier-Stokes Equations

Xi Chen, David M. Williams*

Department of Mechanical Engineering, The Pennsylvania State University, University Park, Pennsylvania 16802

Abstract

In the spirit of the “Principle of Equipresence” introduced by Truesdell & Toupin, *The Classical Field Theories* (1960), we use the full version of the viscous stress tensor $\nu (\nabla \mathbf{u} + \nabla \mathbf{u}^T - \frac{2}{3} (\nabla \cdot \mathbf{u}) \mathbb{I})$ which was originally derived for compressible flows, instead of the classical incompressible stress tensor $\nu \nabla \mathbf{u}$. (Note that, here ν is the dynamic viscosity coefficient, and \mathbf{u} is the velocity field.) In our approach, the divergence-free constraint for the viscous stress term is not enforced ahead of discretization. Instead, our formulation allows the scheme itself to “choose” a consistent way to interpret the divergence-free constraint: i.e., the divergence-free constraint is interpreted (or enforced) in a consistent fashion in both the mass conservation equation *and* the stress tensor term (in the momentum equation). Furthermore, our approach preserves the original symmetrical properties of the stress tensor, e.g. its rotational invariance, and it remains physically correct in the context of compressible flows. As a result, our approach facilitates versatility and code reuse. In this paper, we introduce our approach and establish some important mathematical properties for the resulting class of finite element schemes. More precisely, for general mixed methods, which are not necessarily pointwise divergence-free, we establish the existence of a new norm induced by the full, viscous bilinear form. Thereafter, we prove the coercivity of the viscous bilinear form and the semi-coercivity of a convective trilinear form. In addition, we demonstrate L2-stability of the discrete velocity fields for the general class of methods and (by deduction) the H(div)-conforming methods. Finally, we run some numerical experiments to illustrate the behavior of the versatile mixed methods, and we make careful comparisons with a conventional H(div)-conforming scheme.

Keywords: Galerkin, divergence-free, symmetric tensor, incompressible Navier-Stokes, mixed finite element methods, versatile
2010 MSC: 76M10, 65M12, 65M60, 76D05

*Corresponding author

Email address: david.m.williams@psu.edu (David M. Williams)

1. Introduction

In this paper, we discuss the discretization of the incompressible Navier-Stokes equations using mixed finite element methods. It is important to note that mixed methods are not all the same, and that there are some important differences that distinguish them from each other. Standard mixed methods lack pressure robustness in the sense that the error estimate of velocity will be affected by the pressure approximation scaled by the inverse of the viscosity coefficient [1]. This scaling will lead to poor convergence behavior, especially in convection-dominated flows. Another closely-related issue with many mixed methods is the weak enforcement of the divergence-free constraint. As a result, one loses the conservation of mass that is associated with the continuous system. There are many ways to address this issue for non-divergence-free methods. For example, for the standard Taylor-Hood velocity-pressure pair (which is H1-conforming in both velocity and pressure fields), one of the popular approaches is to add a grad-div stabilization term originally proposed by Franca and Hughes [2]. This term effectively penalizes the lack of mass conservation. As a result, one can improve solution accuracy by reducing the effect of the pressure error on the velocity error [3, 4]. One thing worth noticing is that, although the grad-div term penalizes the failure to conserve mass, the resulting method may still be far from divergence free [1]. For practical problems which require strict mass conservation, this remains an issue. (For some more recent work related to grad-div stabilization, see for example [5, 6, 7, 8, 9]). One way to completely remedy the poor mass conservation is to use Scott-Vogelius elements [10], which maintain the H1-conforming nature of the velocity field, while allowing the pressure field to become discontinuous. For these methods, one can obtain pressure robustness, as now the weakly divergence-free velocity space is pointwise divergence-free [10]. Note: in this context and throughout the remainder of the paper, whenever we say pointwise divergence-free, we mean pointwise divergence-free within each element. Finally, a typical way to remedy mass conservation issues for a discontinuous Galerkin method is to perform a post-processing procedure on the velocity field, or to penalize the jumps in the normal components of the velocity field. The post-processing procedure involves projecting the discrete velocity field into an exactly incompressible space [11], whereas the penalization procedure is enforced through the introduction of a dissipative numerical flux function [12] which controls the jumps in the normal components. Similar procedures are discussed in [13, 14].

The key point is that, for many H(div)-conforming methods, we can completely omit the penalization and post-processing procedures described above. The principal advantage of these H(div)-conforming methods is that, by carefully choosing the velocity and pressure pair [15], one can make the velocity space to be pointwise divergence-free, while simultaneously enforcing an inf-sup condition on the velocity and pressure spaces. These two properties can be used to (naturally) ensure mass conservation and pressure robustness [16]. There are many H(div)-conforming methods of this type, including Raviart-Thomas and Brezzi-Douglas-Marini based methods [12, 17], and related meth-

ods [18, 19, 20, 21]. This list of methods is far from exhaustive, but is merely meant to summarize some of the recent work in this area.

In addition to pressure robustness and conservation of mass, finite element schemes should possess other desirable properties, such as conservation of linear momentum, angular momentum, and kinetic energy. Note that the conservation of kinetic energy only holds in the limit of vanishing viscosity, (see the discussions in [22, 23, 24] for details). It turns out that all of the important conservation properties (mentioned above) are exactly satisfied at the discrete level for pointwise divergence-free, H1-conforming methods. In addition, conservation of kinetic energy is guaranteed for pointwise divergence-free, H(div)-conforming methods that are equipped with an appropriate numerical flux, (e.g. the central flux of [12]). However, these properties are not guaranteed to hold for general mixed methods. For these methods, discrete conservation of linear momentum, angular momentum, and kinetic energy are closely linked to the discretization of the nonlinear convective term $(\mathbf{u} \cdot \nabla) \mathbf{u}$ that appears in the momentum equation (as discussed in [25]). The conventional discretizations of this term, such as the direct discretization of $(\mathbf{u} \cdot \nabla) \mathbf{u}$, or the discretization of the skew-symmetric formulation, $(\mathbf{u} \cdot \nabla) \mathbf{u} + (1/2)(\nabla \cdot \mathbf{u}) \mathbf{u}$, fail to enforce discrete conservation. Instead, it is necessary to introduce the “energy momentum and angular momentum conserving” (EMAC) formulation [26, 27, 28, 29] which takes the following form: $(\nabla \mathbf{u} + \nabla \mathbf{u}^T) \mathbf{u} + (\nabla \cdot \mathbf{u}) \mathbf{u}$. This form is interesting because it rewrites the convective term as a function of the symmetric gradient. We choose not to focus on EMAC methods in the remainder of this work, but we mention them here due to their recent popularity in finite element discussions, and their superficial similarity to our proposed approach.

In light of our previous discussion, which focused on the convective term, we now turn our attention to the classical viscous term, $\nabla \cdot (\nu \nabla \mathbf{u})$. Naturally, this term is obtained by applying the divergence-free constraint to the compressible, symmetric stress tensor $\nu (\nabla \mathbf{u} + \nabla \mathbf{u}^T - \frac{2}{3} (\nabla \cdot \mathbf{u}) \mathbb{I})$. Therefore, finite element methods that use the non-symmetric form of the stress tensor, i.e. $\nu \nabla \mathbf{u}$, effectively assume that the divergence-free constraint should be enforced prior to discretization. Here, we propose that the divergence-free constraint should be enforced after discretization, and that the original symmetric formulation of the stress tensor should be retained. This facilitates philosophical consistency between the treatment of the divergence-free constraint in the mass equation *and* the momentum equation. Furthermore, we prefer the full compressible tensor due to its symmetry, which enables rotational invariance, and its versatility, which facilitates the application of our methods to compressible flows.

Now, the idea of reformulating the stress tensor term by using a symmetric stress tensor instead of a non-symmetric stress tensor is not new. However, most finite element methods which utilize a symmetric stress tensor have been designed for solving elasticity problems, rather than fluids problems. Since the divergence of the Cauchy stress tensor contributes to the governing equations of elasticity, the appropriate space for the stress tensor is $\mathbf{H}(\text{div}; \Omega; \mathbf{S})$, where \mathbf{S} denotes a symmetric tensor. If one is able to work inside this space at the discrete level, then one obtains H(div)-conforming approximations and sym-

metry [30, 31, 32, 33]. However, the resulting methods have some issues with computational efficiency [34], and therefore, some researchers relax the H(div)-conforming requirement while maintaining symmetry [35, 36, 34].

The construction of mixed methods that preserve the symmetry of the stress tensor for fluids problems has only recently garnered significant attention. In particular, for Stokes flow, [37] and [38] constructed H(div)-nonconforming and symmetric methods. These methods are more expensive than standard mixed methods, as they introduce additional unknowns for the stress tensor components, (although this yields better accuracy in some cases). In contrast, one may consider less expensive mixed methods that omit the extra unknowns, and directly introduce the symmetric tensor into the primal formulation. Examples of these methods include the H1-conforming method of [39], and the H(div)-conforming method of [40, 41]. In the remainder of this paper, we propose mixed finite element methods that are natural extensions of these ‘primal methods’. Our work differs from the previous work in this area, as all previous efforts have utilized the symmetric tensor formulation $\nu (\nabla \mathbf{u} + \nabla \mathbf{u}^T)$, whereas we use the full symmetric tensor formulation $\nu (\nabla \mathbf{u} + \nabla \mathbf{u}^T - \frac{2}{3} (\nabla \cdot \mathbf{u}) \mathbb{I})$. Furthermore, almost all prior work has focused on the Stokes equations, whereas we focus on the complete, incompressible Navier-Stokes equations.

Our paper is organized as follows. In section 2 we introduce some relevant notation and give the motivation for our formulation. In sections 3 and 4 we present a general class of mixed finite element methods, and then introduce a specific class of pointwise divergence-free, H(div)-conforming methods. In section 5 we explore the key differences between our general approach and several alternative methods. In section 6 we prove some important properties of the bilinear and trilinear forms for the general case. In section 7 we prove L2-stability of the velocity field for the general case. Next, in section 8 we carry out some canonical simulations to show the behavior of our schemes. Finally, in section 9 we summarize our work, and in the Appendices we provide a detailed derivation of the schemes.

2. Preliminaries

Our objective is to solve the incompressible Navier-Stokes (NS) equations in a bounded, $(d + 1)$ -dimensional domain $(0, t_n) \times \Omega$, with boundary $(0, t_n) \times \partial\Omega$, where $t_n > 0$ is an arbitrary final time and $d = 2$ or 3 . Towards this end, we first define the pressure field $p(t, \mathbf{x})$ and the velocity field $\mathbf{u}(t, \mathbf{x})$. Throughout this discussion, we assume that the density is constant in both space and time, i.e., $\rho = \rho_0$, $\rho \neq \rho(t, \mathbf{x})$. It is common practice to specify ρ_0 as a unit value to simplify the presentation, and then to denote p/ρ as simply p . We will not do this here, as this practice is not (strictly speaking) dimensionally consistent and it obfuscates the connection between the incompressible and compressible NS equations. Instead, we will define a new pressure variable $\tilde{p} = p/\rho$. In what follows, \tilde{p} and \mathbf{u} will serve as the primary parameters of interest.

Now, we can formally introduce the incompressible NS equations, which take the form

$$\partial_t \mathbf{u} + \nabla \cdot (\mathbf{u} \otimes \mathbf{u} + \tilde{p} \mathbb{I}) - \nabla \cdot \tilde{\boldsymbol{\tau}} = \tilde{\mathbf{f}}, \quad \text{in } (0, t_n) \times \Omega, \quad (2.1)$$

$$\nabla \cdot \mathbf{u} = 0, \quad \text{in } (0, t_n) \times \Omega, \quad (2.2)$$

$$\mathbf{u} = 0, \quad \text{on } (0, t_n) \times \partial\Omega, \quad (2.3)$$

$$\mathbf{u}(0, \mathbf{x}) = \mathbf{u}_0(\mathbf{x}), \quad \text{in } \Omega, \quad (2.4)$$

where $\partial_t(\cdot)$ is the temporal derivative operator, $\nabla(\cdot)$ is the spatial gradient operator, $\tilde{\mathbf{f}}$ is the density-weighted forcing function, and $\tilde{\boldsymbol{\tau}}$ is the density-weighted viscous stress tensor

$$\tilde{\boldsymbol{\tau}} = \nu \left(\nabla \mathbf{u} + \nabla \mathbf{u}^T - \frac{2}{3} (\nabla \cdot \mathbf{u}) \mathbb{I} \right). \quad (2.5)$$

Here, $\nu = \mu/\rho_0$ is the kinematic viscosity coefficient, and μ is the dynamic viscosity coefficient.

Our presentation of the incompressible NS equations differs from the classical presentation as we use a ‘compressible stress tensor’ in Eq. (2.5) that contains the velocity gradient, the velocity gradient transpose, and the velocity divergence; whereas conversely, the classical ‘incompressible stress tensor’ only contains the velocity gradient, as follows

$$\tilde{\boldsymbol{\tau}} = \nu \nabla \mathbf{u}. \quad (2.6)$$

Of course, if our objective is to calculate $\nabla \cdot \tilde{\boldsymbol{\tau}}$ in Eq. (2.1), the stress tensor formulations in Eqs. (2.5) and (2.6) are equivalent, as the following identities hold at the continuous level

$$\nabla \cdot (\nu \nabla \mathbf{u}^T) = \nu \nabla \cdot (\nabla \mathbf{u}^T) = \nu \nabla (\nabla \cdot \mathbf{u}) = 0, \quad (2.7)$$

$$-\nabla \cdot \left(\frac{2}{3} \nu (\nabla \cdot \mathbf{u}) \mathbb{I} \right) = -\frac{2}{3} \nu \nabla \cdot ((\nabla \cdot \mathbf{u}) \mathbb{I}) = 0, \quad (2.8)$$

because $\nabla \cdot \mathbf{u}$ vanishes pointwise in accordance with Eq. (2.2). However, the stress tensor formulations are different at the discrete level, as $\nabla \cdot \mathbf{u}$ does not necessarily vanish pointwise when a generic finite element method is applied to Eq. (2.2). Furthermore, even if we successfully choose a finite element method for which $\nabla \cdot \mathbf{u}$ vanishes pointwise, the velocity gradient transpose ($\nabla \mathbf{u}^T$) term in Eq. (2.7) does not necessarily vanish in the weak formulation of the equations. Because of these considerations, the formulation in Eq. (2.5) is inherently distinct from the formulation in Eq. (2.6).

Based on the discussion above, it is not immediately clear which stress tensor formulation, Eq. (2.5) or (2.6), should be utilized in practice. In what follows, we claim that the formulation in Eq. (2.5) is preferable, due to its superior versatility and flexibility. In particular:

1. The formulation in Eq. (2.5) easily applies to both incompressible and *compressible* fluids, whereas the formulation in Eq. (2.6) only applies to incompressible fluids. We anticipate that the formulation in Eq. (2.5) will facilitate code-reuse, and allow for a more unified treatment of compressible and incompressible flows.
2. The formulation in Eq. (2.5) is rotationally invariant, whereas the formulation in Eq. (2.6) is rotationally *variant*. This follows from the fact that Eq. (2.6) contains the full velocity gradient tensor $\nabla \mathbf{u}$, which (by construction) is composed from symmetric *and* antisymmetric parts,

$$\begin{aligned} \nabla \mathbf{u} &= \underbrace{\frac{1}{2} (\nabla \mathbf{u} + \nabla \mathbf{u}^T)}_{\text{symmetric}} + \underbrace{\frac{1}{2} (\nabla \mathbf{u} - \nabla \mathbf{u}^T)}_{\text{antisymmetric}} \\ &= \boldsymbol{\epsilon}(\mathbf{u}) + \boldsymbol{\omega}(\mathbf{u}). \end{aligned}$$

Conversely, Eq. (2.5) only contains the symmetric part. In order to highlight the significance of this distinction, we review the following basic result from the field of continuum mechanics. Let us consider two reference frames that are related by a proper orthogonal tensor $\mathbf{Q} \in \text{SO}(3)$, (i.e. a rotation tensor), such that $\mathbf{x}^* - \mathbf{x}_0^* = \mathbf{Q}(\mathbf{x} - \mathbf{x}_0)$. Then, we have rotational invariance for the symmetric part

$$\boldsymbol{\epsilon}(\mathbf{u})^* = \mathbf{Q} \boldsymbol{\epsilon}(\mathbf{u}) \mathbf{Q}^T,$$

but not for the antisymmetric part

$$\boldsymbol{\omega}(\mathbf{u})^* = \mathbf{Q} \boldsymbol{\omega}(\mathbf{u}) \mathbf{Q}^T + \dot{\mathbf{Q}} \mathbf{Q}^T.$$

In light of the above discussion, one may view Eqs. (2.1) and (2.2) as a system of equations for unknowns \tilde{p} and \mathbf{u} , where Eq. (2.5) is a general constitutive relation.

Next, we will prepare to solve Eqs. (2.1) and (2.2) at the discrete level by introducing the necessary mathematical machinery which consists of the following: a suitable subdivision of the domain Ω and notations for inner products, jumps, and function spaces. Towards this end, we introduce a mesh \mathcal{T}_h that discretizes the domain Ω and contains elements K . We assume that the boundary of the domain, $\partial\Omega$, is composed from straight edges (or faces), and that the mesh conforms to the domain. In addition, each element in the mesh has a boundary ∂K that is composed from a collection of faces denoted by \mathcal{F}_K . The total collection of faces in the mesh is denoted by \mathcal{F}_h . Therefore, if we denote an individual face by F , then the collection of faces for an element are defined such that: $\mathcal{F}_K = \{F \in \mathcal{F}_h : F \subset \partial K\}$. Each interior face F is shared by two elements, and we assume that the elements do not overlap, and that the mesh does not contain any hanging nodes. The collection of all interior faces is denoted by $\mathcal{F}_h^i = \{F \in \mathcal{F}_h : F \cap \partial\Omega = \emptyset\}$, and the collection of boundary faces by $\mathcal{F}_h^\partial = \{F \in \mathcal{F}_h : F \cap \partial\Omega \neq \emptyset\}$. Finally, an outward-pointing normal vector

for an arbitrary element is denoted by \mathbf{n} , and a normal vector associated with a face F is denoted by \mathbf{n}_F . The vector \mathbf{n}_F is assumed to point from the positive (+) side of a face towards the negative (-) side.

We can now define inner products of vector-valued functions \mathbf{v} and \mathbf{w} over the elements and faces of the mesh as follows

$$\begin{aligned} (\mathbf{v}, \mathbf{w})_{\mathcal{T}_h} &= \sum_{K \in \mathcal{T}_h} \int_K \mathbf{v} \cdot \mathbf{w} dV, & \langle \mathbf{v}, \mathbf{w} \rangle_{\partial \mathcal{T}_h} &= \sum_{K \in \mathcal{T}_h} \int_{\partial K} \mathbf{v} \cdot \mathbf{w} dA, \\ \langle \mathbf{v}, \mathbf{w} \rangle_{\mathcal{F}_h} &= \sum_{F \in \mathcal{F}_h} \int_F \mathbf{v} \cdot \mathbf{w} dA. \end{aligned}$$

In addition, for a scalar-valued function ϕ , a vector-valued function \mathbf{v} , and a second-order-tensor-valued function \mathbf{T} , we have the following integration by parts formulas

$$\begin{aligned} \int_{\partial K} \phi (\mathbf{v} \cdot \mathbf{n}) dA &= \int_K (\phi (\nabla \cdot \mathbf{v}) + \mathbf{v} \cdot \nabla \phi) dV, \\ \int_{\partial K} \mathbf{v} \cdot \mathbf{T} \mathbf{n} dA &= \int_K (\mathbf{v} \cdot (\nabla \cdot \mathbf{T}) + \mathbf{T} : \nabla \mathbf{v}) dV, \end{aligned}$$

or equivalently

$$\begin{aligned} \langle \phi \mathbf{v}, \mathbf{n} \rangle_{\partial K} &= (\phi, \nabla \cdot \mathbf{v})_K + (\mathbf{v}, \nabla \phi)_K, \\ \langle \mathbf{v}, \mathbf{T} \mathbf{n} \rangle_{\partial K} &= (\mathbf{v}, \nabla \cdot \mathbf{T})_K + (\mathbf{T}, \nabla \mathbf{v})_K. \end{aligned}$$

For each of the integration formulas above, we have assumed that the integrands are well-defined such that the integrations make sense.

Next, we will introduce jump $[[\cdot]]$ and average $\{\{\cdot\}\}$ operators for an interface F as follows

$$\begin{aligned} [[\phi]] &= \phi_+ - \phi_-, & [[\phi \mathbf{n}]] &= \phi_+ \mathbf{n}_+ + \phi_- \mathbf{n}_-, & \{\{\phi\}\} &= \frac{1}{2} (\phi_+ + \phi_-), \\ [[\mathbf{v}]] &= \mathbf{v}_+ - \mathbf{v}_-, & [[\mathbf{v} \otimes \mathbf{n}]] &= \mathbf{v}_+ \otimes \mathbf{n}_+ + \mathbf{v}_- \otimes \mathbf{n}_-, & \{\{\mathbf{v}\}\} &= \frac{1}{2} (\mathbf{v}_+ + \mathbf{v}_-), \end{aligned}$$

when $F \in \mathcal{F}_h^i$, and we define

$$\begin{aligned} [[\phi]] &= \phi, & [[\phi \mathbf{n}]] &= \phi \mathbf{n}, & \{\{\phi\}\} &= \phi, \\ [[\mathbf{v}]] &= \mathbf{v}, & [[\mathbf{v} \otimes \mathbf{n}]] &= \mathbf{v} \otimes \mathbf{n}, & \{\{\mathbf{v}\}\} &= \mathbf{v}, \end{aligned}$$

when $F \in \mathcal{F}_h^\partial$. We conclude this section by introducing some standard function spaces that are necessary for constructing mixed finite element methods. We

begin by defining the following Hilbert spaces

$$\begin{aligned}\mathbf{H}_0(\text{div}; \Omega) &= \{ \mathbf{w} : \mathbf{w} \in \mathbf{L}^2(\Omega), \nabla \cdot \mathbf{w} \in L^2(\Omega), \mathbf{w} \cdot \mathbf{n}|_{\partial\Omega} = 0 \}, \\ \mathbf{H}_0^1(\Omega) &= \{ \mathbf{w} : \mathbf{w} \in \mathbf{H}^1(\Omega), \mathbf{w}|_{\partial\Omega} = 0 \}, \\ \mathbf{H}^m(\mathcal{T}_h) &= \{ \mathbf{w} \in \mathbf{L}^2(\Omega), \mathbf{w}|_K \in \mathbf{H}^m(K), \forall K \in \mathcal{T}_h \},\end{aligned}$$

where $\mathbf{H}^1(\Omega) = (H^1(\Omega))^d$. Next, we can define the finite element spaces

$$\begin{aligned}Q_h^{DC} &= \{ q_h : q_h \in L_*^2(\Omega), q_h|_K \in P_k(K), \forall K \in \mathcal{T}_h \}, \\ \mathbf{W}_h^{RT} &= \{ \mathbf{w}_h : \mathbf{w}_h \in \mathbf{H}_0(\text{div}; \Omega), \mathbf{w}_h|_K \in \mathbf{RT}_k(K), \forall K \in \mathcal{T}_h \},\end{aligned}$$

where $L_*^2(\Omega)$ is the space of L^2 functions with zero mean, $P_k(K)$ is the space of polynomials of degree $\leq k$, and $\mathbf{RT}_k(K)$ is the Raviart-Thomas space of degree k

$$\mathbf{RT}_k(K) = (P_k(K))^d \oplus P_k(K) \mathbf{x}.$$

Note that the Raviart-Thomas space does not completely span $(P_{k+1}(K))^d$. This limits the accuracy of the resulting methods, and as a result, one may instead consider the Brezzi-Douglas-Marini (BDM) space which maintains $\mathbf{H}(\text{div})$ -conformity, while still spanning $(P_{k+1}(K))^d$. We denote the BDM space by \mathbf{W}_h^{BDM} , and we refer the reader to [15] for an explicit definition.

Finally, we define the following continuous function spaces that are necessary for constructing Taylor-Hood elements

$$\begin{aligned}Q_h^{TH} &= \{ q_h : q_h \in C^0(\Omega), q_h|_K \in P_k(K), \forall K \in \mathcal{T}_h \} \cap L_*^2(\Omega), \\ \mathbf{W}_h^{TH} &= \{ \mathbf{w}_h : \mathbf{w}_h \in \mathbf{C}^0(\Omega), \mathbf{w}_h|_K \in (P_{k+1}(K))^d, \forall K \in \mathcal{T}_h \} \cap \mathbf{H}_0^1(\Omega),\end{aligned}$$

where $\mathbf{C}^0(\Omega) = (C^0(\Omega))^d$.

3. General Mixed Methods

In this section, we introduce a new class of mixed finite element methods for discretizing Eqs. (2.1) and (2.2). This class of methods is very general, and it includes methods that are not necessarily pointwise divergence-free. We will utilize this class of methods to construct a particular class of pointwise divergence-free methods in the next section. For now, we consider the general framework of methods, which can be formally stated as follows: 1) identify function spaces $Q_h \subset L_*^2(\Omega)$ and $\mathbf{W}_h \subset \mathbf{H}_0(\text{div}; \Omega)$; 2) choose test functions (q_h, \mathbf{w}_h) that span $Q_h \times \mathbf{W}_h$; and 3) find unknowns $(\tilde{p}_h, \mathbf{u}_h)$ in $Q_h \times \mathbf{W}_h$ that satisfy

$$(\nabla \cdot \mathbf{u}_h, q_h)_{\mathcal{T}_h} = 0, \tag{3.1}$$

$$\begin{aligned}
& (\partial_t \mathbf{u}_h, \mathbf{w}_h)_{\mathcal{T}_h} - (\mathbf{u}_h \otimes \mathbf{u}_h, \nabla_h \mathbf{w}_h)_{\mathcal{T}_h} - (\tilde{p}_h, \nabla \cdot \mathbf{w}_h)_{\mathcal{T}_h} + \langle \hat{\boldsymbol{\sigma}}_{\text{inv}} \mathbf{n}, \mathbf{w}_h \rangle_{\partial \mathcal{T}_h} \\
& + \nu_h \left[\left(\nabla_h \mathbf{u}_h + \nabla_h \mathbf{u}_h^T - \frac{2}{3} (\nabla \cdot \mathbf{u}_h) \mathbb{I}, \nabla_h \mathbf{w}_h \right)_{\mathcal{T}_h} - \langle \hat{\boldsymbol{\sigma}}_{\text{vis}} \mathbf{n}, \mathbf{w}_h \rangle_{\partial \mathcal{T}_h} \right. \\
& \left. + \left\langle \hat{\boldsymbol{\varphi}}_{\text{vis}} - \mathbf{u}_h, \left(\nabla_h \mathbf{w}_h + \nabla_h \mathbf{w}_h^T - \frac{2}{3} (\nabla \cdot \mathbf{w}_h) \mathbb{I} \right) \mathbf{n} \right\rangle_{\partial \mathcal{T}_h} \right] \\
& - \frac{1}{2} ((\nabla \cdot \mathbf{u}_h) \mathbf{u}_h, \mathbf{w}_h)_{\mathcal{T}_h} = \left(\tilde{\mathbf{f}}, \mathbf{w}_h \right)_{\mathcal{T}_h}, \tag{3.2}
\end{aligned}$$

where the quantities with hats (e.g. $\hat{\boldsymbol{\sigma}}_{\text{inv}}$) denote numerical fluxes. We recommend that the numerical fluxes are specified in the following fashion

$$\begin{aligned}
\hat{\boldsymbol{\sigma}}_{\text{inv}} &= \{ \{ \mathbf{u}_h \} \} \otimes \{ \{ \mathbf{u}_h \} \} + \{ \{ \tilde{p}_h \} \} \mathbb{I} + \zeta |\mathbf{u}_h \cdot \mathbf{n}_F| \llbracket \mathbf{u}_h \otimes \mathbf{n} \rrbracket, \\
\hat{\boldsymbol{\sigma}}_{\text{vis}} &= \left\{ \left\{ \left\{ \nabla_h \mathbf{u}_h + \nabla_h \mathbf{u}_h^T - \frac{2}{3} (\nabla \cdot \mathbf{u}_h) \mathbb{I} \right\} \right\} - \frac{\eta}{h_F} \llbracket \mathbf{u}_h \otimes \mathbf{n} \rrbracket \right\}, \\
\hat{\boldsymbol{\varphi}}_{\text{vis}} &= \{ \{ \mathbf{u}_h \} \},
\end{aligned}$$

where ζ and η are user-specified parameters that control the amount of dissipation that is added to the scheme.

Now, it is standard practice to rewrite Eqs. (3.1) and (3.2) as the following compact system

$$b_h(\mathbf{u}_h, q_h) = 0, \tag{3.3}$$

$$(\partial_t \mathbf{u}_h, \mathbf{w}_h)_{\mathcal{T}_h} + c_h(\mathbf{u}_h; \mathbf{u}_h, \mathbf{w}_h) + \nu_h a_h(\mathbf{u}_h, \mathbf{w}_h) - b_h(\mathbf{w}_h, \tilde{p}_h) = \left(\tilde{\mathbf{f}}, \mathbf{w}_h \right)_{\mathcal{T}_h},$$

where a_h is a viscous bilinear form, b_h is a convective bilinear form, and c_h is a convective trilinear form. Each of the bilinear and trilinear forms in Eq. (3.3) can be explicitly defined in terms of scalar function $q_h \in L_*^2(\Omega)$, and vector functions $\mathbf{v}_h, \mathbf{w}_h$, and $\boldsymbol{\beta}_h \in \mathbf{H}_0(\text{div}; \Omega)$ as follows

$$b_h(\mathbf{v}_h, q_h) = (\nabla \cdot \mathbf{v}_h, q_h)_{\mathcal{T}_h}, \tag{3.4}$$

$$\begin{aligned}
c_h(\boldsymbol{\beta}_h; \mathbf{v}_h, \mathbf{w}_h) &= -(\mathbf{v}_h \otimes \boldsymbol{\beta}_h, \nabla_h \mathbf{w}_h)_{\mathcal{T}_h} - \frac{1}{2} ((\nabla \cdot \boldsymbol{\beta}_h) \mathbf{v}_h, \mathbf{w}_h)_{\mathcal{T}_h} \\
&+ \langle (\{ \{ \mathbf{v}_h \} \} \otimes \{ \{ \boldsymbol{\beta}_h \} \} + \zeta |\boldsymbol{\beta}_h \cdot \mathbf{n}_F| \llbracket \mathbf{v}_h \otimes \mathbf{n} \rrbracket) \mathbf{n}, \mathbf{w}_h \rangle_{\partial \mathcal{T}_h},
\end{aligned} \tag{3.5}$$

$$\begin{aligned}
a_h(\mathbf{v}_h, \mathbf{w}_h) &= \left(\nabla_h \mathbf{v}_h + \nabla_h \mathbf{v}_h^T - \frac{2}{3} (\nabla \cdot \mathbf{v}_h) \mathbb{I}, \nabla_h \mathbf{w}_h \right)_{\mathcal{T}_h} \\
&- \left\langle \left(\left\{ \left\{ \left\{ \nabla_h \mathbf{v}_h + \nabla_h \mathbf{v}_h^T - \frac{2}{3} (\nabla \cdot \mathbf{v}_h) \mathbb{I} \right\} \right\} - \frac{\eta}{h_F} \llbracket \mathbf{v}_h \otimes \mathbf{n} \rrbracket \right) \mathbf{n}, \mathbf{w}_h \right\rangle_{\partial \mathcal{T}_h} \\
&+ \left\langle \{ \{ \mathbf{v}_h \} \} - \mathbf{v}_h, \left(\nabla_h \mathbf{w}_h + \nabla_h \mathbf{w}_h^T - \frac{2}{3} (\nabla \cdot \mathbf{w}_h) \mathbb{I} \right) \mathbf{n} \right\rangle_{\partial \mathcal{T}_h}.
\end{aligned} \tag{3.6}$$

In addition, we can perform integration by parts on the trilinear form c_h , and then rewrite c_h and the bilinear form a_h in terms of summations over faces in the mesh as follows

$$\begin{aligned} c_h(\boldsymbol{\beta}_h; \mathbf{v}_h, \mathbf{w}_h) &= (\boldsymbol{\beta}_h \cdot \nabla_h \mathbf{v}_h, \mathbf{w}_h)_{\mathcal{T}_h} + \frac{1}{2} ((\nabla \cdot \boldsymbol{\beta}_h) \mathbf{v}_h, \mathbf{w}_h)_{\mathcal{T}_h} \\ &\quad - \langle (\boldsymbol{\beta}_h \cdot \mathbf{n}_F) \llbracket \mathbf{v}_h \rrbracket, \{\{\mathbf{w}_h\}\} \rangle_{\mathcal{F}_h^i} + \zeta \langle |\boldsymbol{\beta}_h \cdot \mathbf{n}_F| \llbracket \mathbf{v}_h \rrbracket, \llbracket \mathbf{w}_h \rrbracket \rangle_{\mathcal{F}_h^i}, \end{aligned} \quad (3.7)$$

$$\begin{aligned} a_h(\mathbf{v}_h, \mathbf{w}_h) &= \left(\nabla_h \mathbf{v}_h + \nabla_h \mathbf{v}_h^T - \frac{2}{3} (\nabla \cdot \mathbf{v}_h) \mathbb{I}, \nabla_h \mathbf{w}_h \right)_{\mathcal{T}_h} \\ &\quad - \left\langle \llbracket \mathbf{v}_h \rrbracket, \left\{ \left\{ \nabla_h \mathbf{w}_h + \nabla_h \mathbf{w}_h^T - \frac{2}{3} (\nabla \cdot \mathbf{w}_h) \mathbb{I} \right\} \right\} \mathbf{n}_F \right\rangle_{\mathcal{F}_h} \\ &\quad - \left\langle \llbracket \mathbf{w}_h \rrbracket, \left\{ \left\{ \nabla_h \mathbf{v}_h + \nabla_h \mathbf{v}_h^T - \frac{2}{3} (\nabla \cdot \mathbf{v}_h) \mathbb{I} \right\} \right\} \mathbf{n}_F \right\rangle_{\mathcal{F}_h} + \left\langle \frac{\eta}{h_F} \llbracket \mathbf{v}_h \rrbracket, \llbracket \mathbf{w}_h \rrbracket \right\rangle_{\mathcal{F}_h}. \end{aligned} \quad (3.8)$$

Here, we assumed that a consistent boundary term was added to Eq. (3.6) in order to obtain Eq. (3.8). Generally speaking, the consistency of the formulation holds for exact solutions $\tilde{p}(t) \in L_*^2(\Omega)$ and $\mathbf{u}(t) \in \mathbf{H}^{\frac{3}{2}+\epsilon}(\mathcal{T}_h) \cap \mathbf{H}_0^1(\Omega)$ where $\epsilon > 0$.

4. Pointwise Divergence-Free, H(div)-Conforming Methods

In this section, we introduce a class of pointwise divergence-free, H(div)-conforming methods for discretizing Eqs. (2.1) and (2.2). These methods are derived from section 3, and can be stated formally as follows: 1) set function spaces $Q_h = Q_h^{DC}$ and $\mathbf{W}_h = \mathbf{W}_h^{RT}$ or $\mathbf{W}_h = \mathbf{W}_h^{BDM}$; 2) choose test functions (q_h, \mathbf{w}_h) that span $Q_h \times \mathbf{W}_h$; and 3) find unknowns $(\tilde{p}_h, \mathbf{u}_h)$ in $Q_h \times \mathbf{W}_h$ that satisfy

$$(\nabla \cdot \mathbf{u}_h, q_h)_{\mathcal{T}_h} = 0, \quad (4.1)$$

$$\begin{aligned} &(\partial_t \mathbf{u}_h, \mathbf{w}_h)_{\mathcal{T}_h} - (\mathbf{u}_h \otimes \mathbf{u}_h, \nabla_h \mathbf{w}_h)_{\mathcal{T}_h} - (\tilde{p}_h, \nabla \cdot \mathbf{w}_h)_{\mathcal{T}_h} + \langle \hat{\boldsymbol{\sigma}}_{\text{inv}} \mathbf{n}, \mathbf{w}_h \rangle_{\partial \mathcal{T}_h} \\ &+ \nu_h \left[(\nabla_h \mathbf{u}_h + \nabla_h \mathbf{u}_h^T, \nabla_h \mathbf{w}_h)_{\mathcal{T}_h} - \langle \hat{\boldsymbol{\sigma}}_{\text{vis}} \mathbf{n}, \mathbf{w}_h \rangle_{\partial \mathcal{T}_h} \right. \\ &\left. + \langle \hat{\boldsymbol{\varphi}}_{\text{vis}} - \mathbf{u}_h, (\nabla_h \mathbf{w}_h + \nabla_h \mathbf{w}_h^T) \mathbf{n} \rangle_{\partial \mathcal{T}_h} \right] = (\tilde{\mathbf{f}}, \mathbf{w}_h)_{\mathcal{T}_h}. \end{aligned} \quad (4.2)$$

We can now rewrite Eqs. (4.1) and (4.2) as the following compact system

$$\begin{aligned} b_h(\mathbf{u}_h, q_h) &= 0, \\ (\partial_t \mathbf{u}_h, \mathbf{w}_h)_{\mathcal{T}_h} + c_h(\mathbf{u}_h; \mathbf{u}_h, \mathbf{w}_h) + \nu_h a_h(\mathbf{u}_h, \mathbf{w}_h) - b_h(\mathbf{w}_h, \tilde{p}_h) &= (\tilde{\mathbf{f}}, \mathbf{w}_h)_{\mathcal{T}_h}. \end{aligned}$$

The bilinear form b_h was previously defined in Eq. (3.4). In addition, the forms c_h and a_h can be written as follows

$$c_h(\boldsymbol{\beta}_h; \mathbf{v}_h, \mathbf{w}_h) = (\boldsymbol{\beta}_h \cdot \nabla_h \mathbf{v}_h, \mathbf{w}_h)_{\mathcal{T}_h} - \langle (\boldsymbol{\beta}_h \cdot \mathbf{n}_F) \llbracket \mathbf{v}_h \rrbracket, \{\{\mathbf{w}_h\}\} \rangle_{\mathcal{F}_h^i} + \zeta \langle |\boldsymbol{\beta}_h \cdot \mathbf{n}_F| \llbracket \mathbf{v}_h \rrbracket, \llbracket \mathbf{w}_h \rrbracket \rangle_{\mathcal{F}_h^i}, \quad (4.3)$$

$$a_h(\mathbf{v}_h, \mathbf{w}_h) = (\nabla_h \mathbf{v}_h + \nabla_h \mathbf{v}_h^T, \nabla_h \mathbf{w}_h)_{\mathcal{T}_h} - \langle \llbracket \mathbf{v}_h \rrbracket, \{\{\nabla_h \mathbf{w}_h + \nabla_h \mathbf{w}_h^T\}\} \mathbf{n}_F \rangle_{\mathcal{F}_h} - \langle \llbracket \mathbf{w}_h \rrbracket, \{\{\nabla_h \mathbf{v}_h + \nabla_h \mathbf{v}_h^T\}\} \mathbf{n}_F \rangle_{\mathcal{F}_h} + \left\langle \frac{\eta}{h_F} \llbracket \mathbf{v}_h \rrbracket, \llbracket \mathbf{w}_h \rrbracket \right\rangle_{\mathcal{F}_h}. \quad (4.4)$$

One should note that these methods are pointwise divergence-free because \mathbf{W}_h and Q_h are ‘divergence-conforming’ in the following sense: $\nabla \cdot \mathbf{W}_h \subseteq Q_h$, (see [1] for more details).

5. Connections with Other Approaches

In this section, we explore the connections between the general finite element methods in section 3, and previously established methods. We begin by discussing the relationship between the viscous bilinear form a_h in Eq. (3.8) and the classical concept of grad-div stabilization. Thereafter, we demonstrate that the conventional analysis of grad-div stabilization does not immediately apply to the new viscous bilinear form. Finally, we explore the connections between the new approach and several additional stabilization procedures.

5.1 Relationship with Grad-Div Stabilization

The standard grad-div stabilization term can be written as follows

$$\varepsilon (\nabla \cdot \mathbf{v}_h, \nabla \cdot \mathbf{w}_h)_{\mathcal{T}_h}, \quad (5.1)$$

where $\varepsilon \geq 0$ is a user-defined parameter. Note that the origin of the name ‘grad-div stabilization’ can be illustrated upon integrating Eq. (5.1) by parts

$$\varepsilon (\nabla \cdot \mathbf{v}_h, \nabla \cdot \mathbf{w}_h)_{\mathcal{T}_h} = \varepsilon \left[\langle \nabla \cdot \mathbf{v}_h, \mathbf{w}_h \cdot \mathbf{n} \rangle_{\partial \mathcal{T}_h} - (\nabla_h (\nabla \cdot \mathbf{v}_h), \mathbf{w}_h)_{\mathcal{T}_h} \right]. \quad (5.2)$$

If one neglects the first term on the RHS of Eq. (5.2), or equivalently, if $\nabla \cdot \mathbf{v}_h$ is continuous and \mathbf{w}_h vanishes on the boundary, then

$$\varepsilon (\nabla \cdot \mathbf{v}_h, \nabla \cdot \mathbf{w}_h)_{\mathcal{T}_h} = -\varepsilon (\nabla_h (\nabla \cdot \mathbf{v}_h), \mathbf{w}_h)_{\mathcal{T}_h},$$

and the stabilization only consists of a grad-div volumetric term.

Now, in order to help stabilize the finite element methods introduced in section 3, the grad-div term (Eq. (5.1)) can be added to the LHS of Eq. (3.2). Upon performing this operation, and setting $\mathbf{v}_h = \mathbf{w}_h = \mathbf{u}_h$ one obtains

$$(\partial_t \mathbf{u}_h, \mathbf{u}_h)_{\mathcal{T}_h} + \varepsilon (\nabla \cdot \mathbf{u}_h, \nabla \cdot \mathbf{u}_h)_{\mathcal{T}_h} + (\text{Remaining Terms}) = 0,$$

or equivalently

$$\frac{1}{2} \frac{d}{dt} \|\mathbf{u}_h\|_{\mathbf{L}^2(\Omega)}^2 + (\text{Remaining Terms}) = -\varepsilon \|\nabla \cdot \mathbf{u}_h\|_{L^2(\Omega)}^2.$$

Naturally, the grad-div term helps stabilize the resulting scheme by decreasing the growth rate of the kinetic energy.

With this in mind, we can now highlight the key distinction between grad-div stabilization and the formulation of a_h in Eq. (3.8). In particular, upon setting $\mathbf{v}_h = \mathbf{w}_h = \mathbf{u}_h$ in Eq. (3.8) and multiplying by the viscosity coefficient ν_h , one obtains

$$\begin{aligned} \nu_h a_h(\mathbf{u}_h, \mathbf{u}_h) &= \nu_h \left[(\nabla_h \mathbf{u}_h + \nabla_h \mathbf{u}_h^T, \nabla_h \mathbf{u}_h)_{\mathcal{T}_h} \right. & (5.3) \\ &\quad - 2 \langle \llbracket \mathbf{u}_h \rrbracket, \{ \{ \nabla_h \mathbf{u}_h + \nabla_h \mathbf{u}_h^T \} \} \mathbf{n}_F \rangle_{\mathcal{F}_h} + \left\langle \frac{\eta}{h_F} \llbracket \mathbf{u}_h \rrbracket, \llbracket \mathbf{u}_h \rrbracket \right\rangle_{\mathcal{F}_h} \\ &\quad \left. + \frac{4}{3} \langle \llbracket \mathbf{u}_h \rrbracket, \{ \{ (\nabla \cdot \mathbf{u}_h) \mathbb{I} \} \} \mathbf{n}_F \rangle_{\mathcal{F}_h} - \frac{2}{3} (\nabla \cdot \mathbf{u}_h, \nabla \cdot \mathbf{u}_h)_{\mathcal{T}_h} \right]. \end{aligned}$$

Upon examining Eq. (5.3), we see that all of the dilatational terms have been placed on the last line. As a result of these terms, some non-standard analysis is required. In particular, let us focus on the second term of the last line

$$-\frac{2\nu_h}{3} (\nabla \cdot \mathbf{u}_h, \nabla \cdot \mathbf{u}_h)_{\mathcal{T}_h}.$$

This term is identical to the grad-div stabilization term of Eq. (5.1) if we set $\varepsilon = -2\nu_h/3$. Unfortunately, this action is not permitted since we require $\varepsilon \geq 0$ by construction. Therefore, we have shown that the stability (or coercivity) of a_h in Eq. (3.8) does not immediately follow from the standard arguments for grad-div stabilization, as ε has the wrong sign. In what follows, we will briefly review some attempts to address this issue.

5.2 Alternative Perspectives

In his classical textbook, John has suggested (see [9], p. 219) modifying the stress tensor by replacing the coefficient of the dilatation term ($-2\nu/3$) with $(\xi - 2\nu/3)$, such that

$$\tilde{\boldsymbol{\tau}} = \nu (\nabla \mathbf{u} + \nabla \mathbf{u}^T) + \left(\xi - \frac{2\nu}{3} \right) (\nabla \cdot \mathbf{u}) \mathbb{I}.$$

Here, ξ is the ‘bulk viscosity coefficient’. For sufficiently large values of ξ (i.e. $\xi > 2\nu/3$), the coefficient of the dilatational term becomes positive, and the resulting volumetric contribution can be treated as a grad-div stabilization term. Unfortunately, in accordance with Stokes’ hypothesis, it is commonplace

to assume that $\xi = 0$. This hypothesis is exactly correct for monatomic gases, and for polyatomic gases, it produces accurate predictions over a wide range of flow conditions [42]. Therefore, it is difficult to justify choosing $\xi \neq 0$, and the resulting argument is not sufficiently general.

Some authors (e.g. Peterson et al. [43]), have suggested ignoring the volumetric dilatational term entirely, based on principles from residual-based stabilization theory. In particular, they suggest balancing the volumetric dilatational term by implicitly adding a term of the form

$$\begin{aligned} (\tau_{\text{LSIC}} \nabla \cdot \mathbf{u}_h, \nabla \cdot \mathbf{w}_h)_{\mathcal{T}_h} &= \tau_{\text{LSIC}} (\nabla \cdot \mathbf{u}_h, \nabla \cdot \mathbf{w}_h)_{\mathcal{T}_h} \\ &= \frac{2\nu}{3} (\nabla \cdot \mathbf{u}_h, \nabla \cdot \mathbf{w}_h)_{\mathcal{T}_h}, \end{aligned} \quad (5.4)$$

where $\tau_{\text{LSIC}} = 2\nu/3$ is a least-squares incompressibility condition (LSIC) coefficient. This stabilization term is merely a re-interpretation of grad-div stabilization. The resulting method is only guaranteed to be stable if the inter-element jump terms vanish. Evidently, this assumption is valid for H1-conforming methods, but not for discontinuous Galerkin or H(div)-conforming methods. Furthermore, we claim that the resulting schemes are unnecessarily dissipative. In particular, the stabilization term in Eq. (5.4) is unnecessary, as we can prove coercivity in its absence (see Lemma 6.2, in the next section).

Finally, Allaire has shown (see [44], p. 138), that there is an alternative approach that applies to \mathbf{H}_0^1 -conforming methods, (or more specifically, $\mathbf{H}_0^1 \cap \mathbf{C}^0$ -conforming methods). In order to illustrate this approach, one may start with the gradient transpose term $(\nabla_h \mathbf{z}^T, \nabla_h \mathbf{z})_{\mathcal{T}_h}$, with $\mathbf{z} \in \mathbf{C}_c^\infty(\Omega)$ and $\mathbf{C}_c^\infty(\Omega)$ the space of vector-valued, compactly supported, infinitely differentiable functions. Then, we have

$$\begin{aligned} (\nabla_h \mathbf{z}^T, \nabla_h \mathbf{z})_{\mathcal{T}_h} &= \langle \nabla_h \mathbf{z}, \mathbf{n} \otimes \mathbf{z} \rangle_{\partial \mathcal{T}_h} - (\nabla_h (\nabla \cdot \mathbf{z}), \mathbf{z})_{\mathcal{T}_h} \\ &= \langle \nabla_h \mathbf{z}, \mathbf{n} \otimes \mathbf{z} \rangle_{\partial \mathcal{T}_h} - \langle \nabla \cdot \mathbf{z}, \mathbf{z} \cdot \mathbf{n} \rangle_{\partial \mathcal{T}_h} + (\nabla \cdot \mathbf{z}, \nabla \cdot \mathbf{z})_{\mathcal{T}_h} \\ &= (\nabla \cdot \mathbf{z}, \nabla \cdot \mathbf{z})_{\mathcal{T}_h}. \end{aligned} \quad (5.5)$$

Now, we observe that due to the density of $\mathbf{C}_c^\infty(\Omega)$ in $H_0^1(\Omega)$, and with an abuse of notation, Eq. (5.5) holds for all $\mathbf{z} \in \mathbf{H}_0^1(\Omega)$. Upon enforcing the inter-element continuity of \mathbf{u}_h , and substituting this identity into Eq. (5.3) with $\mathbf{z} = \mathbf{u}_h$ one obtains

$$\nu_h a_h(\mathbf{u}_h, \mathbf{u}_h) = \nu_h \left[(\nabla_h \mathbf{u}_h, \nabla_h \mathbf{u}_h)_{\mathcal{T}_h} + \frac{1}{3} (\nabla \cdot \mathbf{u}_h, \nabla \cdot \mathbf{u}_h)_{\mathcal{T}_h} \right]. \quad (5.6)$$

The second term on the RHS of Eq. (5.6) is simply a grad-div stabilization term with $\varepsilon = \nu_h/3$. Therefore, we have shown that the negative dilatational contribution is completely cancelled by the gradient transpose term for $\mathbf{H}_0^1 \cap \mathbf{C}^0$ -conforming methods. Of course, the assumption of \mathbf{H}_0^1 -conformity means that the approach of Allaire does not apply to general H1-conforming methods with

non-zero velocity boundary conditions, H(div)-conforming methods, or discontinuous Galerkin methods.

With all of the limitations and restrictions (above) in mind, in the next section we explore a significantly more general approach.

6. Analysis of the Bilinear and Trilinear Forms: General Case

In this section, we prove that there is a norm associated with the viscous bilinear form a_h in Eq. (3.8). Furthermore, we prove that the viscous bilinear form a_h is coercive and show that the convective trilinear form c_h in Eq. (3.7) is semi-coercive.

Lemma 6.1 (Establishing a New Norm). *Suppose $\mathbf{w} \in \mathbf{H}^1(\mathcal{T}_h)$, the space of piecewise H^1 vector fields, and $d = 2$ or 3 , then*

$$\|\mathbf{w}\|_{sym} = \left(\left\| \nabla_h \mathbf{w} + \nabla_h \mathbf{w}^T - \frac{2}{3} (\nabla_h \cdot \mathbf{w}) \mathbb{I} \right\|_{\mathbf{L}^2(\Omega) \times \mathbf{L}^2(\Omega)}^2 + \left\langle \frac{1}{h_F} \llbracket \mathbf{w} \rrbracket, \llbracket \mathbf{w} \rrbracket \right\rangle_{\mathcal{F}_h} \right)^{1/2}, \quad (6.1)$$

is a norm on Ω .

Proof. The only nontrivial part of the proof is to show that if $\|\mathbf{w}\|_{sym} = 0$, then $\mathbf{w} = 0$. With this in mind, let us first consider the case of $d = 2$ and find the kernel of

$$\nabla \mathbf{w} + \nabla \mathbf{w}^T - \frac{2}{3} (\nabla \cdot \mathbf{w}) \mathbb{I}, \quad (6.2)$$

for a single element. Towards this end, we can obtain four equations, one for each of the tensor components as follows

$$\frac{\partial w_i}{\partial x_j} + \frac{\partial w_j}{\partial x_i} - \frac{2}{3} \frac{\partial w_k}{\partial x_k} \delta_{ij} = 0.$$

If we consider only the diagonal components, we find that

$$\frac{\partial w_1(x_1, x_2)}{\partial x_1} = \frac{\partial w_2(x_1, x_2)}{\partial x_2} = 0.$$

Therefore, $w_1 = w_1(x_2)$ and $w_2 = w_2(x_1)$. Next, based on the off-diagonal components of the tensor, we conclude that

$$\frac{\partial w_1(x_2)}{\partial x_2} = -\frac{\partial w_2(x_1)}{\partial x_1} = k_1,$$

where k_1 is a generic constant. Thus, the kernel space \mathcal{W}_{ker} of Eq. (6.2) can be expressed as follows: $\mathbf{w} \in \mathbb{R}^2$ such that

$$\mathbf{w} = \begin{bmatrix} w_1 \\ w_2 \end{bmatrix} = \begin{bmatrix} 0 & k_1 \\ -k_1 & 0 \end{bmatrix} \begin{bmatrix} x_1 \\ x_2 \end{bmatrix} + \begin{bmatrix} k_2 \\ k_3 \end{bmatrix}, \quad (6.3)$$

where k_2 and k_3 are constants.

Now, since we have established an explicit definition for the kernel space on each element, we can assert that $\|\mathbf{w}\|_{\text{sym}} = 0$ implies that $\mathbf{w} \in \mathcal{W}_{ker}$ on each element. Furthermore, by the definition of $\|\cdot\|_{\text{sym}}$, we note that $\|\mathbf{w}\|_{\text{sym}} = 0$ implies that \mathbf{w} is continuous across interior edges, and that $\mathbf{w} = 0$ on the boundary of the domain. It turns out that if $\mathbf{w} \in \mathcal{W}_{ker}$ over an arbitrary element and $\mathbf{w} = 0$ on at least one edge of the element, then \mathbf{w} vanishes over the entire element (see [44], p. 140). By this fact, and the fact that \mathbf{w} vanishes on the boundary of the domain and is continuous over interior edges, then \mathbf{w} vanishes over the entire domain. This completes our proof for the case of $d = 2$.

Now, let us consider the case of $d = 3$. In accordance with [45, 46], the kernel space \mathcal{W}_{ker} can be written as follows: $\mathbf{w} \in \mathbb{R}^3$ such that

$$\begin{aligned} \mathbf{w} = \begin{bmatrix} w_1 \\ w_2 \\ w_3 \end{bmatrix} &= \begin{bmatrix} 0 & k_1 & k_2 \\ -k_1 & 0 & k_3 \\ -k_2 & -k_3 & 0 \end{bmatrix} \begin{bmatrix} x_1 \\ x_2 \\ x_3 \end{bmatrix} + \begin{bmatrix} k_4 \\ k_5 \\ k_6 \end{bmatrix} - (x_1^2 + x_2^2 + x_3^2) \begin{bmatrix} k_8 \\ k_9 \\ k_{10} \end{bmatrix} \\ &+ (2(k_8x_1 + k_9x_2 + k_{10}x_3) + k_7) \begin{bmatrix} x_1 \\ x_2 \\ x_3 \end{bmatrix}, \end{aligned} \quad (6.4)$$

where k_1, k_2, \dots, k_{10} are constants.

The key is to prove that if $\mathbf{w} \in \mathcal{W}_{ker}$ vanishes on a plane (e.g. the face of an element), then $\mathbf{w} = 0$ throughout the element. Without loss of generality, we begin by assuming that \mathbf{w} vanishes on a plane of the form

$$x_1 = bx_2 + cx_3 + d, \quad (6.5)$$

where b, c , and d are constants. Next, we substitute Eq. (6.5) into Eq. (6.4), and rearrange the result in order to obtain

$$\begin{aligned} &(k_4 + dk_7 + d^2k_8) + (k_1 + bk_7 + 2bdk_8 + 2dk_9)x_2 \\ &+ (-k_8 + b^2k_8 + 2bk_9)x_2^2 + (2dk_{10} + k_2 + ck_7 + 2cdk_8)x_3 \\ &+ (2bk_{10} + 2bck_8 + 2ck_9)x_2x_3 + (2ck_{10} - k_8 + c^2k_8)x_3^2 = 0, \end{aligned} \quad (6.6)$$

$$\begin{aligned} &(-dk_1 + k_5 - d^2k_9) + (-bk_1 + k_7 + 2dk_8 - 2bdk_9)x_2 \\ &+ (2bk_8 + k_9 - b^2k_9)x_2^2 + (-ck_1 + k_3 - 2cdk_9)x_3 \\ &+ (2k_{10} + 2ck_8 - 2bck_9)x_2x_3 + (-k_9 - c^2k_9)x_3^2 = 0, \end{aligned} \quad (6.7)$$

$$\begin{aligned} &(-d^2k_{10} - dk_2 + k_6) + (-2bdk_{10} - bk_2 - k_3)x_2 \\ &+ (-k_{10} - b^2k_{10})x_2^2 + (-2cdk_{10} - ck_2 + k_7 + 2dk_8)x_3 \\ &+ (-2bck_{10} + 2bk_8 + 2k_9)x_2x_3 + (k_{10} - c^2k_{10} + 2ck_8)x_3^2 = 0. \end{aligned} \quad (6.8)$$

In order for these equations to hold, the coefficients in front of the monomial terms x_2, x_3, x_2x_3, x_2^2 and x_3^2 must vanish. More specifically, by examining the

coefficient of x_3^2 in Eq. (6.7) and the coefficient of x_2^2 in Eq. (6.8), we obtain that $k_9 = k_{10} = 0$. Next, we divide the remainder of the proof into the following three cases:

Case 1) $b \neq 0, c \in \mathbb{R}, d \in \mathbb{R}$

Upon inspecting the coefficient of x_2^2 in Eq. (6.7), we immediately obtain that $k_8 = 0$. The remaining nontrivial equations are

$$\begin{aligned} k_5 - dk_1 &= 0, & -bk_1 + k_7 &= 0, & -ck_1 + k_3 &= 0, \\ k_4 + dk_7 &= 0, & bk_7 + k_1 &= 0, & ck_7 + k_2 &= 0, \\ k_6 - dk_2 &= 0, & -bk_2 - k_3 &= 0, & -ck_2 + k_7 &= 0. \end{aligned}$$

Upon multiplying the third equation of the second row by k_2 and the third equation of the third row by k_7 , and then adding the results together, we obtain $k_2^2 + k_7^2 = 0$. Therefore, $k_2 = k_7 = 0$. Now, it is straightforward to obtain $k_1 = k_3 = k_4 = k_5 = k_6 = 0$ by inspecting the remaining equations in rows 1–3.

Case 2) $b = 0, c \neq 0, d \in \mathbb{R}$

Upon inspecting the coefficient of x_3^2 in Eq. (6.8), we immediately obtain that $k_8 = 0$. The remaining nontrivial equations are

$$\begin{aligned} k_4 + dk_7 &= 0, & k_1 &= 0, & ck_7 + k_2 &= 0, \\ k_5 - dk_1 &= 0, & k_7 &= 0, & -ck_1 + k_3 &= 0, \\ k_6 - dk_2 &= 0, & k_3 &= 0, & -ck_2 + k_7 &= 0. \end{aligned}$$

It immediately follows that $k_1 = k_2 = k_3 = k_4 = k_5 = k_6 = k_7 = 0$ by examining these equations.

Case 3) $b = 0, c = 0, d \in \mathbb{R}$

Finally, upon inspecting the coefficient of x_2^2 in Eq. (6.6), we immediately obtain that $k_8 = 0$. The remaining nontrivial equations are

$$\begin{aligned} k_4 + dk_7 &= 0, & k_1 &= 0, & k_2 &= 0, \\ k_5 - dk_1 &= 0, & k_7 &= 0, & k_3 &= 0, \\ k_6 - dk_2 &= 0, & k_3 &= 0, & k_7 &= 0. \end{aligned}$$

It immediately follows that $k_1 = k_2 = k_3 = k_4 = k_5 = k_6 = k_7 = 0$ by examining these equations.

Therefore, we have proved that if $\mathbf{w} \in \mathcal{W}_{ker}$ vanishes on at least one face of an element, then $\mathbf{w} = 0$ on the entire element. Finally, the proof for the case of $d = 3$ is completed by observing that if $\|\mathbf{w}\|_{\text{sym}} = 0$, then we have $\mathbf{w} \in \mathcal{W}_{ker}$ on each element, \mathbf{w} vanishes on the domain boundary, and \mathbf{w} is continuous across the interior faces. These facts combine to ensure that \mathbf{w} vanishes throughout the domain. \square

Lemma 6.2 (Coercivity of the Viscous Bilinear Form). *Suppose we choose generic test functions $\mathbf{w}_h, \mathbf{v}_h \in \mathbf{W}_h$, and we assume that $d = 2$ or 3 . Furthermore, we choose $\eta > 2C_{tr}^2 N_\partial$, where C_{tr} and N_∂ are constants which depend on*

the mesh topology. Then, the bilinear form a_h in Eq. (3.8) is coercive on \mathbf{W}_h , such that

$$\forall \mathbf{w}_h \in \mathbf{W}_h, \quad a_h(\mathbf{w}_h, \mathbf{w}_h) \geq C \|\mathbf{w}_h\|_{sym}^2, \quad (6.9)$$

where C is a positive constant independent of h .

Proof. Consider the following identity

$$\begin{aligned} & 2 \left(\nabla_h \mathbf{w}_h : \nabla_h \mathbf{v}_h + \nabla_h \mathbf{w}_h : \nabla_h \mathbf{v}_h^T - \frac{2}{3} (\nabla_h \cdot \mathbf{w}_h) (\nabla_h \cdot \mathbf{v}_h) \right) \\ &= \left(\nabla_h \mathbf{v}_h + \nabla_h \mathbf{v}_h^T - \frac{2}{3} (\nabla_h \cdot \mathbf{v}_h) \mathbb{I} \right) : \left(\nabla_h \mathbf{w}_h + \nabla_h \mathbf{w}_h^T - \frac{2}{3} (\nabla_h \cdot \mathbf{w}_h) \mathbb{I} \right) \\ &+ \frac{4(3-d)}{9} (\nabla_h \cdot \mathbf{w}_h) (\nabla_h \cdot \mathbf{v}_h). \end{aligned}$$

Using this result, the bilinear form in Eq. (3.8) becomes

$$\begin{aligned} a_h(\mathbf{v}_h, \mathbf{w}_h) &= \frac{1}{2} \left(\nabla_h \mathbf{v}_h + \nabla_h \mathbf{v}_h^T - \frac{2}{3} (\nabla_h \cdot \mathbf{v}_h) \mathbb{I}, \nabla_h \mathbf{w}_h + \nabla_h \mathbf{w}_h^T - \frac{2}{3} (\nabla_h \cdot \mathbf{w}_h) \mathbb{I} \right)_{\mathcal{T}_h} \\ &+ \frac{2(3-d)}{9} (\nabla_h \cdot \mathbf{v}_h, \nabla_h \cdot \mathbf{w}_h)_{\mathcal{T}_h} - \left\langle \llbracket \mathbf{v}_h \rrbracket, \left\{ \left\{ \nabla_h \mathbf{w}_h + \nabla_h \mathbf{w}_h^T - \frac{2}{3} (\nabla_h \cdot \mathbf{w}_h) \mathbb{I} \right\} \right\} \mathbf{n}_F \right\rangle_{\mathcal{F}_h} \\ &- \left\langle \llbracket \mathbf{w}_h \rrbracket, \left\{ \left\{ \nabla_h \mathbf{v}_h + \nabla_h \mathbf{v}_h^T - \frac{2}{3} (\nabla_h \cdot \mathbf{v}_h) \mathbb{I} \right\} \right\} \mathbf{n}_F \right\rangle_{\mathcal{F}_h} + \left\langle \frac{\eta}{h_F} \llbracket \mathbf{v}_h \rrbracket, \llbracket \mathbf{w}_h \rrbracket \right\rangle_{\mathcal{F}_h}. \end{aligned} \quad (6.10)$$

By setting $\mathbf{v}_h = \mathbf{w}_h$ in Eq. (6.10), we have

$$\begin{aligned} a_h(\mathbf{w}_h, \mathbf{w}_h) &= \frac{1}{2} \left\| \nabla_h \mathbf{w}_h + \nabla_h \mathbf{w}_h^T - \frac{2}{3} (\nabla_h \cdot \mathbf{w}_h) \mathbb{I} \right\|_{\mathbf{L}^2(\Omega) \times \mathbf{L}^2(\Omega)}^2 + \frac{2(3-d)}{9} \|\nabla_h \cdot \mathbf{w}_h\|_{L^2(\Omega)}^2 \\ &- 2 \left\langle \llbracket \mathbf{w}_h \rrbracket, \left\{ \left\{ \nabla_h \mathbf{w}_h + \nabla_h \mathbf{w}_h^T - \frac{2}{3} (\nabla_h \cdot \mathbf{w}_h) \mathbb{I} \right\} \right\} \mathbf{n}_F \right\rangle_{\mathcal{F}_h} + \eta |\mathbf{w}_h|_J^2, \end{aligned} \quad (6.11)$$

where $|\mathbf{w}_h|_J$ is defined to be

$$|\mathbf{w}_h|_J = \left(\sum_{F \in \mathcal{F}_h} h_F^{-1} \|\llbracket \mathbf{w}_h \rrbracket\|_{L^2(F)}^2 \right)^{1/2}.$$

After examining Eq. (6.11), we find that the key is to bound the third term on

the RHS. In what follows, we prove that for all $(\mathbf{w}_h, \mathbf{w}_h) \in \mathbf{W}_h \times \mathbf{W}_h$,

$$\begin{aligned} & \left| \left\langle \llbracket \mathbf{w}_h \rrbracket, \left\{ \left\{ \nabla_h \mathbf{w}_h + \nabla_h \mathbf{w}_h^T - \frac{2}{3} (\nabla_h \cdot \mathbf{w}_h) \mathbb{I} \right\} \right\} \mathbf{n}_F \right\rangle_{\mathcal{F}_h} \right| \tag{6.12} \\ & \leq \left(\sum_{K \in \mathcal{T}_h} \sum_{F \in \mathcal{F}_K} h_F \left\| \left(\nabla_h \mathbf{w}_h + \nabla_h \mathbf{w}_h^T - \frac{2}{3} (\nabla_h \cdot \mathbf{w}_h) \mathbb{I} \right) \Big|_K \cdot \mathbf{n}_F \right\|_{\mathbf{L}^2(F)}^2 \right)^{1/2} |\mathbf{w}_h|_J. \end{aligned}$$

In accordance with a similar presentation in [47], we begin by identifying neighboring elements K_1 and K_2 that share a face $F = \partial K_1 \cap \partial K_2$. Then, we define $a_i = (\nabla_h \mathbf{w}_h + \nabla_h \mathbf{w}_h^T - \frac{2}{3} (\nabla_h \cdot \mathbf{w}_h) \mathbb{I})|_{K_i} \cdot \mathbf{n}_F$ and let $i = \{1, 2\}$, in order to obtain

$$\begin{aligned} & \left\langle \llbracket \mathbf{w}_h \rrbracket, \left\{ \left\{ \nabla_h \mathbf{w}_h + \nabla_h \mathbf{w}_h^T - \frac{2}{3} (\nabla_h \cdot \mathbf{w}_h) \mathbb{I} \right\} \right\} \mathbf{n}_F \right\rangle_F = \left\langle \frac{1}{2} (a_1 + a_2), \llbracket \mathbf{w}_h \rrbracket \right\rangle_F \\ & \leq \left(\int_F \frac{1}{4} (a_1 + a_2) \cdot (a_1 + a_2) dA \right)^{1/2} \left(\int_F \llbracket \mathbf{w}_h \rrbracket \cdot \llbracket \mathbf{w}_h \rrbracket dA \right)^{1/2} \\ & \leq \frac{1}{2} \left(\left(\int_F a_1 \cdot a_1 dA \right)^{1/2} + \left(\int_F a_2 \cdot a_2 dA \right)^{1/2} \right) \left(\int_F \llbracket \mathbf{w}_h \rrbracket \cdot \llbracket \mathbf{w}_h \rrbracket dA \right)^{1/2} \\ & \leq \frac{1}{2} \left(\|a_1\|_{\mathbf{L}^2(F)} + \|a_2\|_{\mathbf{L}^2(F)} \right) \|\llbracket \mathbf{w}_h \rrbracket\|_{\mathbf{L}^2(F)} \\ & \leq \left(\frac{1}{2} h_F \left(\|a_1\|_{\mathbf{L}^2(F)}^2 + \|a_2\|_{\mathbf{L}^2(F)}^2 \right) \right)^{1/2} h_F^{-1/2} \|\llbracket \mathbf{w}_h \rrbracket\|_{\mathbf{L}^2(F)}, \end{aligned}$$

for all interior faces \mathcal{F}_h^i . Note that Hölder's inequality, the Triangle inequality, and the root-mean-square arithmetic-mean inequality have been used above.

We can obtain a similar result for all boundary faces \mathcal{F}_h^∂ ,

$$\begin{aligned} & \left\langle \llbracket \mathbf{w}_h \rrbracket, \left\{ \left\{ \nabla_h \mathbf{w}_h + \nabla_h \mathbf{w}_h^T - \frac{2}{3} (\nabla_h \cdot \mathbf{w}_h) \mathbb{I} \right\} \right\} \mathbf{n}_F \right\rangle_F \\ & \leq h_F^{1/2} \left\| \left(\nabla_h \mathbf{w}_h + \nabla_h \mathbf{w}_h^T - \frac{2}{3} (\nabla_h \cdot \mathbf{w}_h) \mathbb{I} \right) \Big|_K \cdot \mathbf{n}_F \right\|_{\mathbf{L}^2(F)} h_F^{-1/2} \|\llbracket \mathbf{w}_h \rrbracket\|_{\mathbf{L}^2(F)}. \end{aligned}$$

Summing over all mesh faces, using the Cauchy-Schwarz inequality, and regrouping the face contributions for each element, we get the desired result in Eq. (6.12).

Now, we can continue by rewriting the RHS of Eq. (6.12) as follows

$$\begin{aligned}
& \sum_{K \in \mathcal{T}_h} \sum_{F \in \mathcal{F}_K} h_F \left\| \left(\nabla_h \mathbf{w}_h + \nabla_h \mathbf{w}_h^T - \frac{2}{3} (\nabla_h \cdot \mathbf{w}_h) \mathbb{I} \right) \Big|_K \cdot \mathbf{n}_F \right\|_{\mathbf{L}^2(F)}^2 \quad (6.13) \\
& \leq \sum_{K \in \mathcal{T}_h} h_K \left\| \left(\nabla_h \mathbf{w}_h + \nabla_h \mathbf{w}_h^T - \frac{2}{3} (\nabla_h \cdot \mathbf{w}_h) \mathbb{I} \right) \Big|_K \cdot \mathbf{n}_F \right\|_{\mathbf{L}^2(\partial K)}^2 \\
& \leq C_{\text{tr}}^2 N_\partial \left\| \nabla_h \mathbf{w}_h + \nabla_h \mathbf{w}_h^T - \frac{2}{3} (\nabla_h \cdot \mathbf{w}_h) \mathbb{I} \right\|_{\mathbf{L}^2(\Omega) \times \mathbf{L}^2(\Omega)}^2,
\end{aligned}$$

where a discrete trace inequality has been used in the last line (cf. [47], p. 27). Here, the constant C_{tr} depends on the shape parameters of elements in the mesh, and N_∂ characterizes the number of boundary faces. The result in Eq. (6.13) leads to

$$\begin{aligned}
& \left| \left\langle \llbracket \mathbf{w}_h \rrbracket, \left\{ \left\{ \nabla_h \mathbf{w}_h + \nabla_h \mathbf{w}_h^T - \frac{2}{3} (\nabla_h \cdot \mathbf{w}_h) \mathbb{I} \right\} \right\} \mathbf{n}_F \right\rangle_{\mathcal{F}_h} \right| \quad (6.14) \\
& \leq C_{\text{tr}} N_\partial^{1/2} \left\| \nabla_h \mathbf{w}_h + \nabla_h \mathbf{w}_h^T - \frac{2}{3} (\nabla_h \cdot \mathbf{w}_h) \mathbb{I} \right\|_{\mathbf{L}^2(\Omega) \times \mathbf{L}^2(\Omega)} |\mathbf{w}_h|_J.
\end{aligned}$$

Next, in preparation for the final coercivity result, we will define

$$\begin{aligned}
a &= \left\| \nabla_h \mathbf{w}_h + \nabla_h \mathbf{w}_h^T - \frac{2}{3} (\nabla_h \cdot \mathbf{w}_h) \mathbb{I} \right\|_{\mathbf{L}^2(\Omega) \times \mathbf{L}^2(\Omega)}, \\
b &= \left\langle \frac{1}{h_F} \llbracket \mathbf{w}_h \rrbracket, \llbracket \mathbf{w}_h \rrbracket \right\rangle_{\mathcal{F}_h}^{1/2}, \quad c = \|\nabla_h \cdot \mathbf{w}_h\|_{\mathbf{L}^2(\Omega)}.
\end{aligned}$$

Now, combining these definitions with Eqs. (6.11) and (6.14) we have

$$\begin{aligned}
a_h(\mathbf{w}_h, \mathbf{w}_h) &\geq \frac{1}{2} (a^2 - 4C_{\text{tr}} N_\partial^{1/2} ab + 2\eta b^2) + \frac{2(3-d)}{9} c^2 \quad (6.15) \\
&\geq \frac{1}{2} (a^2 - 4C_{\text{tr}} N_\partial^{1/2} ab + 2\eta b^2) \geq \left(\frac{\eta - 2C_{\text{tr}}^2 N_\partial}{1 + 2\eta} \right) (a^2 + b^2),
\end{aligned}$$

where we have assumed that $d \leq 3$ in the first line. If we use the definition of the norm $\|\cdot\|_{\text{sym}}$, we get the following condition on the coercivity of the bilinear form

$$\begin{aligned}
& a_h(\mathbf{w}_h, \mathbf{w}_h) \\
& \geq \left(\frac{\eta - 2C_{\text{tr}}^2 N_\partial}{1 + 2\eta} \right) \left(\left\| \nabla_h \mathbf{w}_h + \nabla_h \mathbf{w}_h^T - \frac{2}{3} (\nabla_h \cdot \mathbf{w}_h) \mathbb{I} \right\|_{\mathbf{L}^2(\Omega) \times \mathbf{L}^2(\Omega)}^2 + \left\langle \frac{1}{h_F} \llbracket \mathbf{w}_h \rrbracket, \llbracket \mathbf{w}_h \rrbracket \right\rangle_{\mathcal{F}_h} \right) \\
& \geq \left(\frac{\eta - 2C_{\text{tr}}^2 N_\partial}{1 + 2\eta} \right) \|\mathbf{w}_h\|_{\text{sym}}^2.
\end{aligned}$$

Upon setting $C = (\eta - 2C_{\text{tr}}^2 N_\partial) / (1 + 2\eta)$, we obtain the desired result (see Eq. (6.9)). \square

Remark 6.1. In principle, Lemma 6.2 holds for a much broader class of schemes, and is not merely limited to the mixed methods of section 3. For example, it remains valid for general discontinuous Galerkin schemes.

Now, having established Lemma 6.2, we will construct a relatively straightforward corollary which establishes the coercivity of a_h in a slightly stronger norm (at least for the 2D case). This result is not used in the present paper, but we provide it for the sake of completeness, and to help facilitate future analysis.

Corollary 6.1. *Under the assumptions of Lemma 6.2, the bilinear form a_h in Eq. (3.8) is coercive on \mathbf{W}_h , such that*

$$\forall \mathbf{w}_h \in \mathbf{W}_h, \quad a_h(\mathbf{w}_h, \mathbf{w}_h) \geq C \|\mathbf{w}_h\|_{\text{sym}}^2, \quad (6.16)$$

where C is a positive constant independent of h , and where

$$\|\mathbf{w}_h\|_{\text{sym}} = \left(\|\mathbf{w}_h\|_{\text{sym}}^2 + \frac{4}{9} (3-d) \|\nabla_h \cdot \mathbf{w}_h\|_{L^2(\Omega)}^2 \right)^{1/2},$$

is a norm on Ω . The present corollary is identical to Lemma 6.2 when $d = 3$, and differs from it when $d = 2$.

Proof. One may begin the proof by rewriting Eq. (6.15) of Lemma 6.2, as follows

$$\begin{aligned} a_h(\mathbf{w}_h, \mathbf{w}_h) &\geq \frac{1}{2} (a^2 - 4C_{\text{tr}} N_\partial^{1/2} ab + 2\eta b^2) + \frac{2}{9} (3-d) c^2 \\ &\geq \left(\frac{\eta - 2C_{\text{tr}}^2 N_\partial}{1 + 2\eta} \right) (a^2 + b^2) + \frac{1}{2} \cdot \frac{4}{9} (3-d) c^2 \\ &\geq \left(\frac{\eta - 2C_{\text{tr}}^2 N_\partial}{1 + 2\eta} \right) \left(a^2 + b^2 + \frac{4}{9} (3-d) c^2 \right). \end{aligned}$$

Here, we have used the fact that $(\eta - 2C_{\text{tr}}^2 N_\partial) / (1 + 2\eta)$ resides on the interval $(0, \frac{1}{2})$ for all $\eta > 2C_{\text{tr}}^2 N_\partial$. Upon rewriting the expression above, we find that

$$\begin{aligned} a_h(\mathbf{w}_h, \mathbf{w}_h) &\geq \left(\frac{\eta - 2C_{\text{tr}}^2 N_\partial}{1 + 2\eta} \right) \left(\|\mathbf{w}_h\|_{\text{sym}}^2 + \frac{4}{9} (3-d) \|\nabla_h \cdot \mathbf{w}_h\|_{L^2(\Omega)}^2 \right) \\ &\geq \left(\frac{\eta - 2C_{\text{tr}}^2 N_\partial}{1 + 2\eta} \right) \|\mathbf{w}_h\|_{\text{sym}}^2, \end{aligned}$$

where we have used the definition of $\|\cdot\|_{\text{sym}}$. Upon setting $C = (\eta - 2C_{\text{tr}}^2 N_\partial) / (1 + 2\eta)$, we obtain the desired result (see Eq. (6.16)). \square

Lemma 6.3 (Semi-Coercivity of the Convective Trilinear Form). *Consider test functions $\beta_h, \mathbf{w}_h \in \mathbf{W}_h$. Then, the trilinear form c_h in Eq. (3.7) is semi-coercive on \mathbf{W}_h , such that*

$$\forall (\beta_h, \mathbf{w}_h) \in \mathbf{W}_h \times \mathbf{W}_h, \quad c_h(\beta_h; \mathbf{w}_h, \mathbf{w}_h) = |\mathbf{w}_h|_{\beta_h}^2, \quad (6.17)$$

where

$$|\mathbf{w}_h|_{\beta_h} = \left(\zeta \langle |\beta_h \cdot \mathbf{n}_F| \llbracket \mathbf{w}_h \rrbracket, \llbracket \mathbf{w}_h \rrbracket \rangle_{\mathcal{F}_h^i} \right)^{1/2}, \quad (6.18)$$

is a seminorm on Ω .

Proof. We begin by substituting $\mathbf{v}_h = \mathbf{w}_h$ into Eq. (3.7) in order to obtain the following

$$\begin{aligned} c_h(\beta_h; \mathbf{w}_h, \mathbf{w}_h) &= (\beta_h \cdot \nabla_h \mathbf{w}_h, \mathbf{w}_h)_{\mathcal{T}_h} + \frac{1}{2} ((\nabla_h \cdot \beta_h) \mathbf{w}_h, \mathbf{w}_h)_{\mathcal{T}_h} \\ &\quad - \langle (\beta_h \cdot \mathbf{n}_F) \llbracket \mathbf{w}_h \rrbracket, \{\{\mathbf{w}_h\}\} \rangle_{\mathcal{F}_h^i} + \zeta \langle |\beta_h \cdot \mathbf{n}_F| \llbracket \mathbf{w}_h \rrbracket, \llbracket \mathbf{w}_h \rrbracket \rangle_{\mathcal{F}_h^i}. \end{aligned} \quad (6.19)$$

Next, we can substitute Eq. (A.1) from the lemma in Appendix A.1 into Eq. (6.19)

$$c_h(\beta_h; \mathbf{w}_h, \mathbf{w}_h) = \zeta \langle |\beta_h \cdot \mathbf{n}_F| \llbracket \mathbf{w}_h \rrbracket, \llbracket \mathbf{w}_h \rrbracket \rangle_{\mathcal{F}_h^i}. \quad (6.20)$$

The proof of semi-coercivity is completed by substituting the definition of the appropriate seminorm into the RHS of Eq. (6.20). \square

Remark 6.2. One should note that Lemma 6.3 can be generalized to non-H(div) conforming methods, such as discontinuous Galerkin methods. This can be achieved by replacing the boundary terms in c_h with

$$\begin{aligned} & - \langle (\{\{\beta_h\}\} \cdot \mathbf{n}_F) \llbracket \mathbf{v}_h \rrbracket, \{\{\mathbf{w}_h\}\} \rangle_{\mathcal{F}_h^i} + \zeta \langle \{\{\beta_h\}\} \cdot \mathbf{n}_F \llbracket \mathbf{v}_h \rrbracket, \llbracket \mathbf{w}_h \rrbracket \rangle_{\mathcal{F}_h^i} \\ & - \frac{1}{2} \langle \llbracket \beta_h \rrbracket \cdot \mathbf{n}_F, \{\{\mathbf{v}_h \cdot \mathbf{w}_h\}\} \rangle_{\mathcal{F}_h}. \end{aligned}$$

The corresponding proof of semi-coercivity is discussed in [47], p. 272.

7. Stability: General Case

Theorem 7.1 (Kinetic Energy Estimate). *Consider a forcing function $\tilde{\mathbf{f}} \in L^1(t_0, t_n, \mathbf{L}^2(\Omega))$ and an initial condition $\mathbf{u}_h(t_0) \in \mathbf{W}_h \subset \mathbf{H}_0(\text{div}; \Omega)$. Subject to these assumptions, the discrete kinetic energy of the general mixed methods (formulated in Eqs. (3.1) and (3.2)) is governed by the following equation at time $t_n \geq t_0$*

$$\begin{aligned} & \frac{1}{2} \|\mathbf{u}_h(t_n)\|_{\mathbf{L}^2(\Omega)}^2 + \int_{t_0}^{t_n} \left(|\mathbf{u}_h(s)|_{\mathbf{u}_h}^2 + \nu_h C \|\mathbf{u}_h(s)\|_{\text{sym}}^2 \right) ds \\ & \leq \|\mathbf{u}_h(t_0)\|_{\mathbf{L}^2(\Omega)}^2 + \frac{3}{2} \|\tilde{\mathbf{f}}\|_{L^1(t_0, t_n, \mathbf{L}^2(\Omega))}^2, \end{aligned} \quad (7.1)$$

where

$$\|\mathbf{f}\|_{L^1(t_0, t_n, \mathbf{L}^2(\Omega))} = \int_{t_0}^{t_n} \|\mathbf{f}(s)\|_{\mathbf{L}^2(\Omega)} ds,$$

is a space-time norm on $(t_0, t_n) \times \Omega$.

Proof. We begin by substituting $q_h = \tilde{p}_h$ and $\mathbf{w}_h = \mathbf{u}_h$ into Eq. (3.3), in order to obtain

$$b_h(\mathbf{u}_h, \tilde{p}_h) = 0,$$

$$(\partial_t \mathbf{u}_h, \mathbf{u}_h)_{\mathcal{T}_h} + c_h(\mathbf{u}_h; \mathbf{u}_h, \mathbf{u}_h) + \nu_h a_h(\mathbf{u}_h, \mathbf{u}_h) - b_h(\mathbf{u}_h, \tilde{p}_h) = \left(\tilde{\mathbf{f}}, \mathbf{u}_h \right)_{\mathcal{T}_h}.$$

Upon summing these equations together we obtain

$$(\partial_t \mathbf{u}_h, \mathbf{u}_h)_{\mathcal{T}_h} + c_h(\mathbf{u}_h; \mathbf{u}_h, \mathbf{u}_h) + \nu_h a_h(\mathbf{u}_h, \mathbf{u}_h) = \left(\tilde{\mathbf{f}}, \mathbf{u}_h \right)_{\mathcal{T}_h},$$

or equivalently

$$\frac{1}{2} \frac{d}{dt} \|\mathbf{u}_h\|_{\mathbf{L}^2(\Omega)}^2 + c_h(\mathbf{u}_h; \mathbf{u}_h, \mathbf{u}_h) + \nu_h a_h(\mathbf{u}_h, \mathbf{u}_h) = \left(\tilde{\mathbf{f}}, \mathbf{u}_h \right)_{\mathcal{T}_h}.$$

Next, we invoke the coercivity of a_h (Lemma 6.2) and the semi-coercivity of c_h (Lemma 6.3) in order to obtain

$$\frac{1}{2} \frac{d}{dt} \|\mathbf{u}_h\|_{\mathbf{L}^2(\Omega)}^2 + |\mathbf{u}_h|_{\mathbf{u}_h}^2 + \nu_h C \|\mathbf{u}_h\|_{\text{sym}}^2 \leq \left(\tilde{\mathbf{f}}, \mathbf{u}_h \right)_{\mathcal{T}_h}. \quad (7.2)$$

In accordance with the approach of [48], we examine Eq. (7.2) and note that

$$\frac{1}{2} \frac{d}{dt} \|\mathbf{u}_h\|_{\mathbf{L}^2(\Omega)}^2 \leq \left(\tilde{\mathbf{f}}, \mathbf{u}_h \right)_{\mathcal{T}_h},$$

and by the Cauchy-Schwarz inequality

$$\begin{aligned} \|\mathbf{u}_h\|_{\mathbf{L}^2(\Omega)} \frac{d}{dt} \|\mathbf{u}_h\|_{\mathbf{L}^2(\Omega)} &\leq \left\| \tilde{\mathbf{f}} \right\|_{\mathbf{L}^2(\Omega)} \|\mathbf{u}_h\|_{\mathbf{L}^2(\Omega)} \\ \frac{d}{dt} \|\mathbf{u}_h\|_{\mathbf{L}^2(\Omega)} &\leq \left\| \tilde{\mathbf{f}} \right\|_{\mathbf{L}^2(\Omega)}. \end{aligned} \quad (7.3)$$

Now, we integrate Eq. (7.3) from $t = t_0$ to $t = t_n$ in order to obtain

$$\|\mathbf{u}_h(t_n)\|_{\mathbf{L}^2(\Omega)} - \|\mathbf{u}_h(t_0)\|_{\mathbf{L}^2(\Omega)} \leq \int_{t_0}^{t_n} \left\| \tilde{\mathbf{f}}(s) \right\|_{\mathbf{L}^2(\Omega)} ds,$$

or equivalently

$$\|\mathbf{u}_h(t_n)\|_{\mathbf{L}^2(\Omega)} \leq \|\mathbf{u}_h(t_0)\|_{\mathbf{L}^2(\Omega)} + \left\| \tilde{\mathbf{f}} \right\|_{L^1(t_0, t_n, \mathbf{L}^2(\Omega))}. \quad (7.4)$$

Setting aside Eq. (7.4) for the moment, we return our attention to Eq. (7.2). Upon integrating Eq. (7.2) from $t = t_0$ to $t = t_n$ we obtain

$$\begin{aligned} & \frac{1}{2} \|\mathbf{u}_h(t_n)\|_{\mathbf{L}^2(\Omega)}^2 + \int_{t_0}^{t_n} \left(|\mathbf{u}_h(s)|_{\mathbf{u}_h}^2 + \nu_h C \|\mathbf{u}_h(s)\|_{\text{sym}}^2 \right) ds \quad (7.5) \\ & \leq \frac{1}{2} \|\mathbf{u}_h(t_0)\|_{\mathbf{L}^2(\Omega)}^2 + \int_{t_0}^{t_n} \left(\tilde{\mathbf{f}}(s), \mathbf{u}_h(s) \right)_{\mathcal{T}_h} ds. \end{aligned}$$

The last term on the RHS of Eq. (7.5) can be rewritten by applying the Cauchy-Schwarz inequality, Eq. (7.4), and Young's inequality as follows

$$\begin{aligned} \int_{t_0}^{t_n} \left(\tilde{\mathbf{f}}(s), \mathbf{u}_h(s) \right)_{\mathcal{T}_h} ds & \leq \int_{t_0}^{t_n} \left[\|\tilde{\mathbf{f}}(s)\|_{\mathbf{L}^2(\Omega)} \|\mathbf{u}_h(s)\|_{\mathbf{L}^2(\Omega)} \right] ds \\ & \leq \int_{t_0}^{t_n} \left[\|\tilde{\mathbf{f}}(s)\|_{\mathbf{L}^2(\Omega)} \left(\|\mathbf{u}_h(t_0)\|_{\mathbf{L}^2(\Omega)} + \|\tilde{\mathbf{f}}\|_{L^1(t_0,s,\mathbf{L}^2(\Omega))} \right) \right] ds \\ & \leq \int_{t_0}^{t_n} \|\tilde{\mathbf{f}}(s)\|_{\mathbf{L}^2(\Omega)} ds \left(\|\mathbf{u}_h(t_0)\|_{\mathbf{L}^2(\Omega)} + \|\tilde{\mathbf{f}}\|_{L^1(t_0,t_n,\mathbf{L}^2(\Omega))} \right) \\ & = \|\tilde{\mathbf{f}}\|_{L^1(t_0,t_n,\mathbf{L}^2(\Omega))} \left(\|\mathbf{u}_h(t_0)\|_{\mathbf{L}^2(\Omega)} + \|\tilde{\mathbf{f}}\|_{L^1(t_0,t_n,\mathbf{L}^2(\Omega))} \right) \\ & \leq \frac{1}{2} \|\mathbf{u}_h(t_0)\|_{\mathbf{L}^2(\Omega)}^2 + \frac{3}{2} \|\tilde{\mathbf{f}}\|_{L^1(t_0,t_n,\mathbf{L}^2(\Omega))}^2. \quad (7.6) \end{aligned}$$

Upon combining Eqs. (7.6) and (7.5), we obtain the desired bound on the discrete kinetic energy, (see Eq. (7.1)). \square

8. Numerical Experiments

In this section, we will present some numerical simulations to demonstrate the performance of the newly proposed, versatile mixed methods. We considered four mixed methods: i) a Taylor-Hood method based on the symmetric tensor formulation in Eqs. (3.1) and (3.2), with continuous Lagrangian elements for the velocity and pressure (denoted by TH-Symmetric); ii) a Taylor-Hood method based on the classical, non-symmetric tensor formulation (denoted by TH-Non-Symmetric), iii) a pointwise divergence-free, $\mathbf{H}(\text{div})$ -conforming method based on the symmetric tensor formulation in Eqs. (4.1) and (4.2), with Brezzi-Douglas-Marini elements for the velocity and discontinuous Lagrangian elements for the pressure (denoted by BDM-Symmetric); and iv) a pointwise divergence-free, $\mathbf{H}(\text{div})$ -conforming, BDM method based on the classical, non-symmetric tensor formulation (denoted by BDM-Non-Symmetric) which was reviewed by [17]. In each case, we considered polynomial degree $k \in \{1, 2, 3\}$, (omitting the case of $k = 0$), and we imposed a zero integral mean condition for the pressure via a Lagrange multiplier. In addition, the computational domains

were meshed with squares, and each square was split into two congruent triangles. The high-order BDF3 scheme was used for the time discretization. The numerical results presented below were obtained using FEniCS, which is an open-source software package for solving partial differential equations, (see [49, 50] for details).

For the first example, we follow [12, 16] and consider the 2D Taylor-Green vortex case with periodic boundary conditions on all sides. The exact solution is given by

$$\mathbf{u}(t, \mathbf{x}) = \begin{pmatrix} \sin(x_1) \cos(x_2) e^{-2\nu t}, -\cos(x_1) \sin(x_2) e^{-2\nu t} \end{pmatrix},$$

$$\tilde{p}(t, \mathbf{x}) = \frac{1}{4} \left(\cos(2x_1) + \cos(2x_2) \right) e^{-4\nu t},$$

with domain $\Omega := [0, 2\pi]^2$, $\mathbf{x} := (x_1, x_2) \in \Omega$, $t \in [0, 1]$, and viscosity $\nu = 0.01$. The Taylor-Green vortex can be simulated for much longer times $t \gg 1$ (see [16]), but our objective was to limit the total runtime in order to help control the temporal errors. This was necessary for calculating the spatial orders of accuracy. In each of our simulations, we computed the approximations of \mathbf{u} and \tilde{p} at $t = 1.0$ s, with time-step $\Delta t = 0.01$ s, on four uniform meshes ($h = 0.8886, 0.4443, 0.2221, \text{ and } 0.1777$). For the TH-Symmetric and TH-Non-Symmetric schemes, we performed tests with and without a stabilization term of the form

$$\delta (|\mathbf{u}_h| \nabla \cdot \mathbf{u}_h, \nabla \cdot \mathbf{w}_h)_{\mathcal{T}_h}.$$

For the tests with non-zero stabilization, we set $\delta = 10$. For the BDM-Symmetric and BDM-Non-Symmetric schemes, we computed the numerical fluxes with $\zeta = 0.5$ for an upwind biased convective flux, $\zeta = 0$ for a central unbiased convective flux, and $\eta = 3(k+1)(k+2)$ for a viscous flux with extra dissipation that scales with k^2 .

In table 1, we present the results of the TH-Symmetric method with and without stabilization. We observe that, in almost all cases, the velocity and pressure errors converge at the expected rates. However, when $k = 1$, we obtain super-convergence of the velocity for the TH-Symmetric method without the stabilization term. This is an exceptional case, and as expected, the method recovers the standard rates of convergence for $k = 2$ and 3 . The TH-Symmetric method with stabilization does not demonstrate superconvergence (even for $k = 1$), but instead achieves the expected rate of convergence in all cases. Overall, despite the superconvergence results for $k = 1$, the TH-Symmetric method with stabilization tends to outperform the method without stabilization, as it produces lower absolute values of error in most cases.

In table 2, we present the results of the TH-Non-Symmetric method with and without stabilization. The results are very similar to those of the TH-Symmetric method in table 1. Interestingly enough, we observe slightly lower absolute errors for both velocity and pressure with the symmetric formulation, especially when the stabilization term is omitted ($\delta = 0$).

In table 3, we present a comparison of the upwind and central versions of the BDM-Symmetric method. For both versions of the method, we observe the expected convergence rates for velocity and pressure. We obtain similar results, upon comparing the upwind and central versions of the BDM-Non-Symmetric method in table 4.

Now, when we compare tables 3 and 4 to one another, we see that the BDM-Symmetric and BDM-Non-Symmetric methods achieve roughly the same absolute levels of accuracy. Of course, this holds with the caveat that the BDM-Symmetric method is significantly more versatile than the BDM-Non-Symmetric method (as previously discussed). Finally, when we compare tables 1 and 2 with tables 3 and 4, we observe that the pointwise divergence-free, H(div)-conforming methods behave better than the Taylor-Hood methods. This is not a surprise, as the latter methods are neither pointwise divergence-free, nor pressure-robust.

We conclude our discussion of example 1, by examining the qualitative behaviour of the vorticity and pressure for the BDM-Symmetric method as illustrated in figures 1–6. Here, we observe that the approximations of vorticity and pressure become significantly more accurate when k increases, and similarly, when h decreases.

In example 2, we compare the behavior of the upwind and central versions of the BDM-Symmetric method on the Gresho-vortex problem (see [25]). This problem is defined on a domain $\Omega = (-0.5, 0.5)^2$. The initial state of the fluid is described by

$$\mathbf{u}_\phi(r, \phi) = \begin{cases} 5r & 0 \leq r \leq 0.2 \\ 2 - 5r & 0.2 \leq r \leq 0.4 \\ 0 & 0.4 \leq r \end{cases}$$

$$\mathbf{u}_r(r, \phi) = 0.$$

Note here that polar coordinates (r, ϕ) are used. For this problem, we set $\nu = 5 \times 10^{-6}$, and performed simulations with $k \in \{1, 2, 3\}$ and $h = 0.0354$. The total simulation time was set to be 14.0 s and the time-step was $\Delta t = 0.01$ s. Velocity magnitude contours for this example are shown in figures 7–9. We observe that, in general, the upwind flux behaves better than the central flux, especially when $k = 1$, which implies the superiority of the upwind flux compared with the central flux when one considers convection-dominated flows.

k	h	d.o.f	$\delta = 0$				$\delta = 10$			
			$\ \mathbf{u} - \mathbf{u}_h\ _{L^2(\Omega)}$		$\ \tilde{p} - \tilde{p}_h\ _{L^2(\Omega)}$		$\ \mathbf{u} - \mathbf{u}_h\ _{L^2(\Omega)}$		$\ \tilde{p} - \tilde{p}_h\ _{L^2(\Omega)}$	
			error	order	error	order	error	order	error	order
1	0.8886	901	2.85e-1	—	1.51e-1	—	1.53e-1	—	1.07e-1	—
	0.4443	3601	2.54e-2	3.49	2.36e-2	2.68	1.87e-2	3.04	2.34e-2	2.20
	0.2221	14401	1.54e-3	4.05	5.62e-3	2.07	2.52e-3	2.89	5.64e-3	2.05
	0.1777	22501	6.39e-4	3.93	3.58e-3	2.02	1.26e-3	3.10	3.59e-3	2.03
2	0.8886	2201	4.96e-2	—	2.57e-2	—	1.18e-2	—	1.42e-2	—
	0.4443	8801	5.68e-3	3.13	3.33e-3	2.95	8.71e-4	3.75	2.05e-3	2.80
	0.2221	35201	3.79e-4	3.90	3.53e-4	3.24	4.70e-5	4.21	2.66e-4	2.94
	0.1777	55001	1.54e-4	4.05	1.69e-4	3.30	1.78e-5	4.35	1.37e-4	2.98
3	0.8886	4101	1.22e-3	—	8.98e-4	—	1.94e-4	—	8.05e-4	—
	0.4443	16401	2.33e-5	5.71	4.66e-5	4.27	4.94e-6	5.30	4.63e-5	4.12
	0.2221	65601	6.60e-7	5.14	2.84e-6	4.04	1.44e-7	5.10	2.83e-6	4.03
	0.1777	102501	2.16e-7	5.00	1.16e-6	4.01	4.69e-8	5.04	1.16e-6	4.01

Table 1: A comparison of the TH-Symmetric method without stabilization ($\delta = 0$), to the same method with stabilization ($\delta = 10$) at $t = 1.0$. The stabilization term takes the form $\delta|\mathbf{u}_h|(\nabla \cdot \mathbf{u}_h)(\nabla \cdot \mathbf{w}_h)$.

k	h	d.o.f	$\delta = 0$				$\delta = 10$			
			$\ \mathbf{u} - \mathbf{u}_h\ _{L^2(\Omega)}$		$\ \tilde{p} - \tilde{p}_h\ _{L^2(\Omega)}$		$\ \mathbf{u} - \mathbf{u}_h\ _{L^2(\Omega)}$		$\ \tilde{p} - \tilde{p}_h\ _{L^2(\Omega)}$	
			error	order	error	order	error	order	error	order
1	0.8886	901	3.09e-1	—	1.58e-1	—	1.53e-1	—	1.07e-1	—
	0.4443	3601	3.21e-2	3.27	2.40e-2	2.72	1.87e-2	3.04	2.34e-2	2.20
	0.2221	14401	1.98e-3	4.02	5.62e-3	2.09	2.52e-3	2.89	5.64e-3	2.05
	0.1777	22501	8.26e-4	3.91	3.58e-3	2.02	1.26e-3	3.10	3.59e-3	2.03
2	0.8886	2201	5.82e-2	—	2.91e-2	—	1.18e-2	—	1.42e-2	—
	0.4443	8801	7.13e-3	3.03	3.85e-3	2.92	8.70e-4	3.75	2.05e-3	2.80
	0.2221	35201	4.98e-4	3.84	4.01e-4	3.26	4.70e-5	4.21	2.66e-4	2.94
	0.1777	55001	2.03e-4	4.02	1.89e-4	3.37	1.78e-5	4.35	1.37e-4	2.98
3	0.8886	4101	1.47e-3	—	9.50e-4	—	1.94e-4	—	8.05e-4	—
	0.4443	16401	2.76e-5	5.74	4.68e-5	4.34	4.94e-6	5.30	4.63e-5	4.12
	0.2221	65601	7.53e-7	5.20	2.84e-6	4.04	1.44e-7	5.10	2.83e-6	4.03
	0.1777	102501	2.46e-7	5.02	1.16e-6	4.01	4.69e-8	5.04	1.16e-6	4.01

Table 2: A comparison of the TH-Non-Symmetric method without stabilization ($\delta = 0$), to the same method with stabilization ($\delta = 10$) at $t = 1.0$. The stabilization term takes the form $\delta|\mathbf{u}_h|(\nabla \cdot \mathbf{u}_h)(\nabla \cdot \mathbf{w}_h)$.

k	h	d.o.f	Upwind flux				Central flux			
			$\ \mathbf{u} - \mathbf{u}_h\ _{L^2(\Omega)}$		$\ \tilde{p} - \tilde{p}_h\ _{L^2(\Omega)}$		$\ \mathbf{u} - \mathbf{u}_h\ _{L^2(\Omega)}$		$\ \tilde{p} - \tilde{p}_h\ _{L^2(\Omega)}$	
			error	order	error	order	error	order	error	order
1	0.8886	2101	1.98e-2	—	6.79e-2	—	1.82e-2	—	6.77e-2	—
	0.4443	8401	2.46e-3	3.01	1.72e-2	1.98	2.29e-3	2.99	1.72e-2	1.98
	0.2221	33601	2.95e-4	3.06	4.30e-3	2.00	2.85e-4	3.01	4.30e-3	2.00
	0.1777	52501	1.49e-4	3.05	2.76e-3	2.00	1.46e-4	3.01	2.75e-3	2.00
2	0.8886	4001	1.29e-3	—	7.04e-3	—	1.28e-3	—	7.03e-3	—
	0.4443	16001	7.41e-5	4.12	8.89e-4	2.98	7.37e-5	4.12	8.89e-4	2.98
	0.2221	64001	4.55e-6	4.03	1.11e-4	3.00	4.53e-6	4.02	1.11e-4	3.00
	0.1777	100001	1.87e-6	3.99	5.71e-5	3.00	1.86e-6	3.98	5.71e-5	3.00
3	0.8886	6501	8.55e-5	—	5.50e-4	—	8.26e-5	—	5.50e-4	—
	0.4443	26001	2.78e-6	4.94	3.47e-5	3.99	2.72e-6	4.92	3.47e-5	3.99
	0.2221	104001	8.63e-8	5.01	2.17e-6	4.00	8.56e-8	4.99	2.17e-6	4.00
	0.1777	162501	2.82e-8	5.01	8.91e-7	4.00	2.80e-8	5.00	8.91e-7	4.00

Table 3: A comparison of the BDM-Symmetric method with an upwind numerical flux, to the same method with a central numerical flux at $t = 1.0$.

k	h	d.o.f	Upwind flux				Central flux			
			$\ \mathbf{u} - \mathbf{u}_h\ _{L^2(\Omega)}$		$\ \tilde{p} - \tilde{p}_h\ _{L^2(\Omega)}$		$\ \mathbf{u} - \mathbf{u}_h\ _{L^2(\Omega)}$		$\ \tilde{p} - \tilde{p}_h\ _{L^2(\Omega)}$	
			error	order	error	order	error	order	error	order
1	0.8886	2101	1.95e-2	—	6.80e-2	—	1.77e-2	—	6.77e-2	—
	0.4443	8401	2.40e-3	3.02	1.72e-2	1.98	2.22e-3	2.99	1.72e-2	1.98
	0.2221	33601	2.88e-4	3.06	4.31e-3	2.00	2.78e-4	3.00	4.30e-3	2.00
	0.1777	52501	1.46e-4	3.04	2.76e-3	2.00	1.42e-4	3.00	2.76e-3	2.00
2	0.8886	4001	1.31e-3	—	7.05e-3	—	1.29e-3	—	7.03e-3	—
	0.4443	16001	7.52e-5	4.12	8.90e-4	2.99	7.47e-5	4.11	8.89e-4	2.98
	0.2221	64001	4.60e-6	4.03	1.11e-4	3.00	4.58e-6	4.03	1.11e-4	3.00
	0.1777	100001	1.89e-6	3.99	5.71e-5	3.00	1.88e-6	3.99	5.71e-5	3.00
3	0.8886	6501	8.66e-5	—	5.50e-4	—	8.36e-5	—	5.50e-4	—
	0.4443	26001	2.82e-6	4.94	3.47e-5	3.99	2.77e-6	4.92	3.47e-5	3.99
	0.2221	104001	8.77e-8	5.01	2.17e-6	4.00	8.70e-8	4.99	2.17e-6	4.00
	0.1777	162501	2.87e-8	5.01	8.91e-7	4.00	2.85e-8	5.00	8.91e-7	4.00

Table 4: A comparison of the BDM-Non-Symmetric method with an upwind numerical flux, to the same method with a central numerical flux at $t = 1.0$.

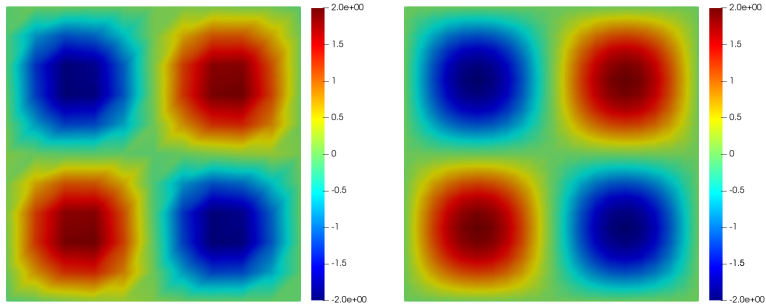


Figure 1: Contours of vorticity for the BDM-Symmetric method with $k = 1$ and the upwind flux on meshes with $h = 0.8886$ (left) and $h = 0.4443$ (right) at $t = 1.0$ — Example 1

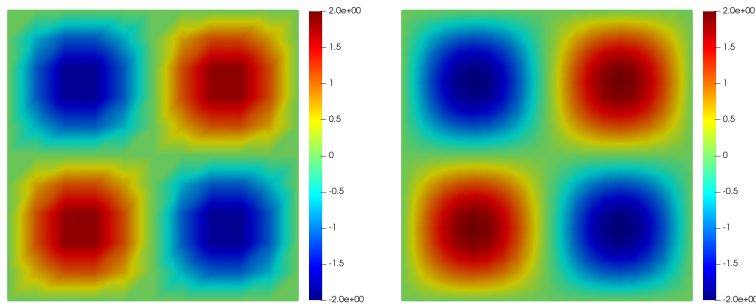


Figure 2: Contours of vorticity for the BDM-Symmetric method with $k = 2$ and the upwind flux on meshes with $h = 0.8886$ (left) and $h = 0.4443$ (right) at $t = 1.0$ — Example 1

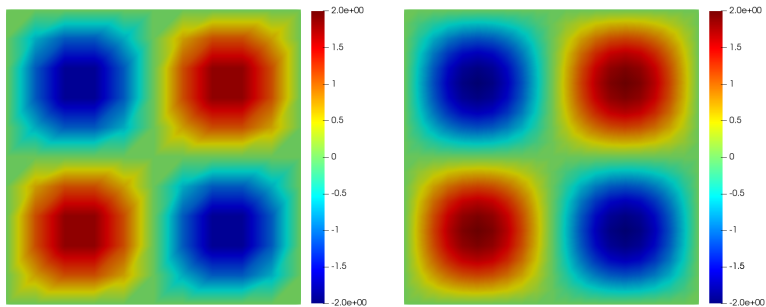


Figure 3: Contours of vorticity for the BDM-Symmetric method with $k = 3$ and the upwind flux on meshes with $h = 0.8886$ (left) and $h = 0.4443$ (right) at $t = 1.0$ — Example 1

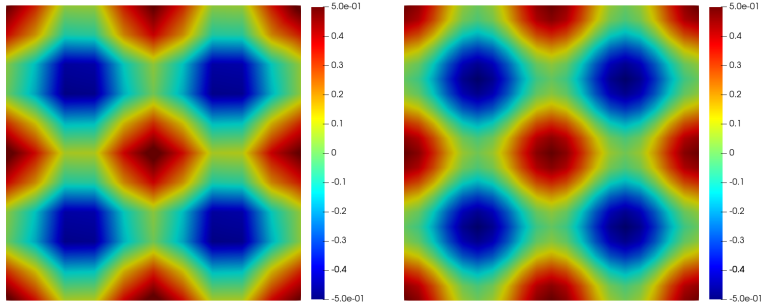


Figure 4: Contours of pressure for the BDM-Symmetric method with $k = 1$ and the upwind flux on meshes with $h = 0.8886$ (left) and $h = 0.4443$ (right) at $t = 1.0$ — Example 1

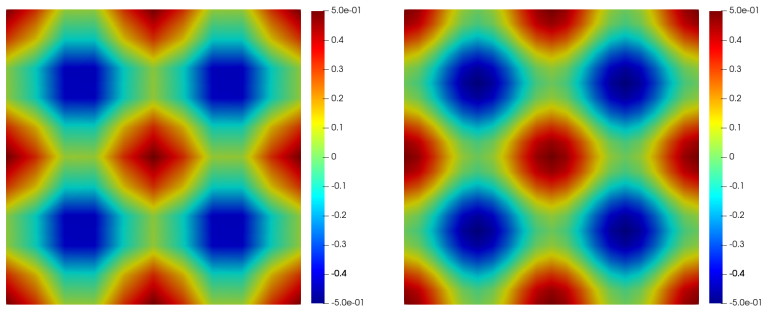


Figure 5: Contours of pressure for the BDM-Symmetric method with $k = 2$ and the upwind flux on meshes with $h = 0.8886$ (left) and $h = 0.4443$ (right) at $t = 1.0$ — Example 1

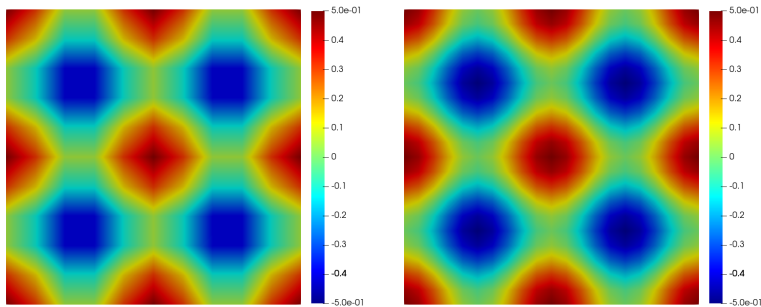


Figure 6: Contours of pressure for the BDM-Symmetric method with $k = 3$ and the upwind flux on meshes with $h = 0.8886$ (left) and $h = 0.4443$ (right) at $t = 1.0$ — Example 1

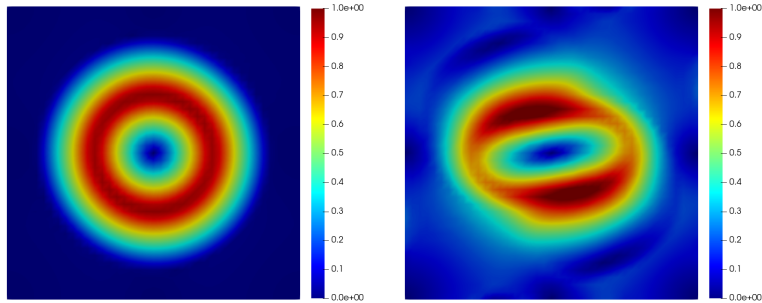


Figure 7: Contours of velocity magnitude for the BDM-Symmetric method with upwind flux (left) and central flux (right) with $k = 1$ and $h = 0.0354$ at $t = 14.0$ — Example 2

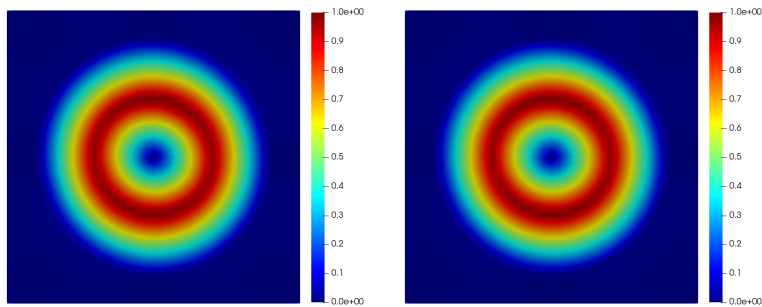


Figure 8: Contours of velocity magnitude for the BDM-Symmetric method with upwind flux (left) and central flux (right) with $k = 2$ and $h = 0.0354$ at $t = 14.0$ — Example 2

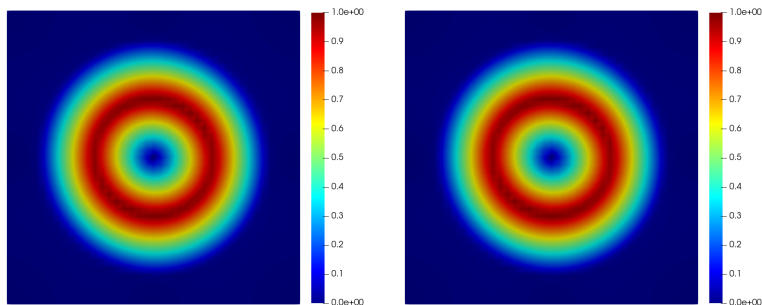


Figure 9: Contours of velocity magnitude for the BDM-Symmetric method with upwind flux (left) and central flux (right) with $k = 3$ and $h = 0.0354$ at $t = 14.0$ — Example 2

9. Conclusion

This paper presents a more consistent way to treat the divergence-free constraint that appears in both the mass and momentum conservation equations. The key idea is to use the full, compressible version of the stress tensor, and allow the finite element scheme to completely control the enforcement of the divergence-free constraint in the momentum equation. In this way, the divergence-free constraint in the momentum equation is not enforced *a priori* (which is the case in most classical schemes), but rather is dictated by the scheme. The resulting schemes are versatile, in the sense that they are easily generalizable to compressible flows, and they enable the straightforward treatment of rotationally symmetric flows.

In order to help build a mathematical foundation for the schemes, we established the existence of a new norm associated with the viscous bilinear form. In addition, we presented some coercivity and semi-coercivity results that govern the bilinear and trilinear forms associated with the schemes. We also proved an L2-stability condition that governs the velocity fields for the general class of schemes. Finally, we constructed versatile, Taylor-Hood-based and BDM-based schemes, and then compared them with the standard BDM-based scheme of [17]. The numerical simulations indicated that both sets of schemes achieve the same order of accuracy. Therefore, utilization of the symmetric tensor formulation increases the versatility of the schemes, while maintaining their accuracy.

There are many promising paths for additional research on the proposed schemes. For example, it would be useful to extend the stability analysis in the present work, and develop L2-bounds for the pressure, and (perhaps) for secondary quantities, such as the enstrophy. Furthermore, it would be useful to construct rigorous error estimates for the schemes, in accordance with the analysis in (for example) [12, 16, 17, 25]. In addition, it may be possible to extend the conventional analysis techniques in order to prove stability and error estimates for the schemes in the context of weakly compressible flows, and in the singular limit, as the overall compressibility of a weakly compressible flow approaches zero.

From a more practical standpoint, the next step is to apply the schemes to compressible flow problems. Since the schemes are provably stable for incompressible flows, there is a strong possibility that they will remain stable in weakly compressible flows, regardless of whether or not a rigorous proof can be constructed. In addition, we anticipate that the high-order accuracy of the schemes will extend to weakly compressible flows, without any significant issues. Finally, there are potentially promising applications of the schemes to complex flows, which contain multiple regimes of incompressible and compressible flow. We hope to explore each of these potential applications in future work.

Acknowledgements

The authors would like to thank Prof. Johnny Guzman (Brown University), Dr. Qingguo Hong (Pennsylvania State University), and Dr. Dmitry Kamenet-

skiy (The Boeing Company) for their participation in conversations that helped shape this work.

Disclosure Statement

The authors certify that they have no affiliations with or involvement in any organization or entity with any financial interest, or non-financial interest in the subject matter or materials discussed in this manuscript.

Appendix A. Complementary Result(s)

Lemma Appendix A.1. *Suppose that \mathbf{w}_h and $\boldsymbol{\beta}_h \in \mathbf{H}_0(\text{div}; \Omega)$. Then, the following identity holds:*

$$(\boldsymbol{\beta}_h \cdot \nabla_h \mathbf{w}_h, \mathbf{w}_h)_{\mathcal{T}_h} + \frac{1}{2} ((\nabla \cdot \boldsymbol{\beta}_h) \mathbf{w}_h, \mathbf{w}_h)_{\mathcal{T}_h} = \langle (\boldsymbol{\beta}_h \cdot \mathbf{n}_F) \llbracket \mathbf{w}_h \rrbracket, \{\{\mathbf{w}_h\}\}_{\mathcal{F}_h^i} \rangle. \quad (\text{A.1})$$

Proof. We begin by using integration by parts to expand the second term on the LHS of Eq. (A.1)

$$\frac{1}{2} ((\nabla \cdot \boldsymbol{\beta}_h) \mathbf{w}_h, \mathbf{w}_h)_{\mathcal{T}_h} = \frac{1}{2} \langle \mathbf{w}_h, \mathbf{w}_h (\boldsymbol{\beta}_h \cdot \mathbf{n}) \rangle_{\partial \mathcal{T}_h} - (\boldsymbol{\beta}_h \cdot \nabla_h \mathbf{w}_h, \mathbf{w}_h)_{\mathcal{T}_h}. \quad (\text{A.2})$$

Upon using Eq. (A.2) to rewrite the LHS of Eq. (A.1), we obtain the following

$$(\boldsymbol{\beta}_h \cdot \nabla_h \mathbf{w}_h, \mathbf{w}_h)_{\mathcal{T}_h} + \frac{1}{2} ((\nabla \cdot \boldsymbol{\beta}_h) \mathbf{w}_h, \mathbf{w}_h)_{\mathcal{T}_h} = \frac{1}{2} \langle \mathbf{w}_h, \mathbf{w}_h (\boldsymbol{\beta}_h \cdot \mathbf{n}) \rangle_{\partial \mathcal{T}_h}. \quad (\text{A.3})$$

Next, we can rewrite the RHS of Eq. (A.3) in terms of summations over faces F in the mesh

$$\begin{aligned} \frac{1}{2} \langle \mathbf{w}_h, \mathbf{w}_h (\boldsymbol{\beta}_h \cdot \mathbf{n}) \rangle_{\partial \mathcal{T}_h} &= \frac{1}{2} \langle \llbracket (\mathbf{w}_h \cdot \mathbf{w}_h) \boldsymbol{\beta}_h \rrbracket, \mathbf{n}_F \rangle_{\mathcal{F}_h^i} \\ &= \frac{1}{2} \langle \llbracket \boldsymbol{\beta}_h \rrbracket, \mathbf{n}_F \{\{\mathbf{w}_h \cdot \mathbf{w}_h\}\}_{\mathcal{F}_h^i} \rangle + \langle (\{\{\boldsymbol{\beta}_h\}\} \cdot \mathbf{n}_F) \llbracket \mathbf{w}_h \rrbracket, \{\{\mathbf{w}_h\}\}_{\mathcal{F}_h^i} \rangle. \end{aligned} \quad (\text{A.4})$$

We complete the proof by substituting Eq. (A.4) into Eq. (A.3), and noting that $\boldsymbol{\beta}_h$ has continuous normal components. \square

Appendix B. Derivation of the General Mixed Methods

Appendix B.1 Mass Equation Derivation

One may substitute \mathbf{u}_h into Eq. (2.2), multiply by a test function q_h , and integrate over the entire domain in order to obtain

$$(\nabla \cdot \mathbf{u}_h, q_h)_{\mathcal{T}_h} = 0, \quad (\text{B.1})$$

which is identical to Eq. (3.1).

Appendix B.2 Linear Momentum Equation Derivation

One may substitute \tilde{p}_h and \mathbf{u}_h into Eq. (2.1), compute the dot product with a test function \mathbf{w}_h , and integrate over the entire domain in order to yield

$$\begin{aligned} & (\partial_t \mathbf{u}_h, \mathbf{w}_h)_{\mathcal{T}_h} + (\nabla_h \cdot (\mathbf{u}_h \otimes \mathbf{u}_h + \tilde{p}_h \mathbb{I}), \mathbf{w}_h)_{\mathcal{T}_h} \\ & - \nu_h \left(\nabla_h \cdot \left(\nabla_h \mathbf{u}_h + \nabla_h \mathbf{u}_h^T - \frac{2}{3} (\nabla \cdot \mathbf{u}_h) \mathbb{I} \right), \mathbf{w}_h \right)_{\mathcal{T}_h} = (\tilde{\mathbf{f}}, \mathbf{w}_h)_{\mathcal{T}_h}. \end{aligned} \quad (\text{B.2})$$

Upon integrating the second and third terms by parts and inserting numerical fluxes $\hat{\boldsymbol{\sigma}}_{\text{inv}}$ and $\hat{\boldsymbol{\sigma}}_{\text{vis}}$, one obtains

$$\begin{aligned} (\nabla_h \cdot (\mathbf{u}_h \otimes \mathbf{u}_h + \tilde{p}_h \mathbb{I}), \mathbf{w}_h)_{\mathcal{T}_h} &= -(\mathbf{u}_h \otimes \mathbf{u}_h + \tilde{p}_h \mathbb{I}, \nabla_h \mathbf{w}_h)_{\mathcal{T}_h} + \langle (\mathbf{u}_h \otimes \mathbf{u}_h + \tilde{p}_h \mathbb{I}) \mathbf{n}, \mathbf{w}_h \rangle_{\partial \mathcal{T}_h} \\ &\equiv -(\mathbf{u}_h \otimes \mathbf{u}_h + \tilde{p}_h \mathbb{I}, \nabla_h \mathbf{w}_h)_{\mathcal{T}_h} + \langle \hat{\boldsymbol{\sigma}}_{\text{inv}} \mathbf{n}, \mathbf{w}_h \rangle_{\partial \mathcal{T}_h} \\ &= -(\mathbf{u}_h \otimes \mathbf{u}_h, \nabla_h \mathbf{w}_h)_{\mathcal{T}_h} - (\tilde{p}_h, \nabla \cdot \mathbf{w}_h)_{\mathcal{T}_h} + \langle \hat{\boldsymbol{\sigma}}_{\text{inv}} \mathbf{n}, \mathbf{w}_h \rangle_{\partial \mathcal{T}_h}. \end{aligned} \quad (\text{B.3})$$

$$\begin{aligned} & - \left(\nabla_h \cdot \left(\nabla_h \mathbf{u}_h + \nabla_h \mathbf{u}_h^T - \frac{2}{3} (\nabla \cdot \mathbf{u}_h) \mathbb{I} \right), \mathbf{w}_h \right)_{\mathcal{T}_h} \\ &= \left(\nabla_h \mathbf{u}_h + \nabla_h \mathbf{u}_h^T - \frac{2}{3} (\nabla \cdot \mathbf{u}_h) \mathbb{I}, \nabla_h \mathbf{w}_h \right)_{\mathcal{T}_h} - \left\langle \left(\nabla_h \mathbf{u}_h + \nabla_h \mathbf{u}_h^T - \frac{2}{3} (\nabla \cdot \mathbf{u}_h) \mathbb{I} \right) \mathbf{n}, \mathbf{w}_h \right\rangle_{\partial \mathcal{T}_h} \\ &\equiv \left(\nabla_h \mathbf{u}_h + \nabla_h \mathbf{u}_h^T - \frac{2}{3} (\nabla \cdot \mathbf{u}_h) \mathbb{I}, \nabla_h \mathbf{w}_h \right)_{\mathcal{T}_h} - \langle \hat{\boldsymbol{\sigma}}_{\text{vis}} \mathbf{n}, \mathbf{w}_h \rangle_{\partial \mathcal{T}_h}. \end{aligned} \quad (\text{B.4})$$

One may expand each term in Eq. (B.4) by integrating by parts, inserting a numerical flux $\hat{\boldsymbol{\varphi}}_{\text{vis}}$, and integrating by parts again as follows

$$\begin{aligned} (\nabla_h \mathbf{u}_h, \nabla_h \mathbf{w}_h)_{\mathcal{T}_h} &= -(\mathbf{u}_h, \nabla_h \cdot (\nabla_h \mathbf{w}_h))_{\mathcal{T}_h} + \langle \mathbf{u}_h, (\nabla_h \mathbf{w}_h) \mathbf{n} \rangle_{\partial \mathcal{T}_h} \\ &\equiv -(\mathbf{u}_h, \nabla_h \cdot (\nabla_h \mathbf{w}_h))_{\mathcal{T}_h} + \langle \hat{\boldsymbol{\varphi}}_{\text{vis}}, (\nabla_h \mathbf{w}_h) \mathbf{n} \rangle_{\partial \mathcal{T}_h} \\ &= (\nabla_h \mathbf{u}_h, \nabla_h \mathbf{w}_h)_{\mathcal{T}_h} + \langle \hat{\boldsymbol{\varphi}}_{\text{vis}} - \mathbf{u}_h, (\nabla_h \mathbf{w}_h) \mathbf{n} \rangle_{\partial \mathcal{T}_h}. \end{aligned} \quad (\text{B.5})$$

$$\begin{aligned} (\nabla_h \mathbf{u}_h^T, \nabla_h \mathbf{w}_h)_{\mathcal{T}_h} &= (\nabla_h \mathbf{u}_h, \nabla_h \mathbf{w}_h^T)_{\mathcal{T}_h} \\ &= -(\mathbf{u}_h, \nabla_h \cdot (\nabla_h \mathbf{w}_h^T))_{\mathcal{T}_h} + \langle \mathbf{u}_h, (\nabla_h \mathbf{w}_h^T) \mathbf{n} \rangle_{\partial \mathcal{T}_h} \\ &\equiv -(\mathbf{u}_h, \nabla_h \cdot (\nabla_h \mathbf{w}_h^T))_{\mathcal{T}_h} + \langle \hat{\boldsymbol{\varphi}}_{\text{vis}}, (\nabla_h \mathbf{w}_h^T) \mathbf{n} \rangle_{\partial \mathcal{T}_h} \\ &= (\nabla_h \mathbf{u}_h^T, \nabla_h \mathbf{w}_h)_{\mathcal{T}_h} + \langle \hat{\boldsymbol{\varphi}}_{\text{vis}} - \mathbf{u}_h, (\nabla_h \mathbf{w}_h^T) \mathbf{n} \rangle_{\partial \mathcal{T}_h}. \end{aligned} \quad (\text{B.6})$$

$$\begin{aligned}
\left(-\frac{2}{3}(\nabla \cdot \mathbf{u}_h) \mathbb{I}, \nabla_h \mathbf{w}_h\right)_{\mathcal{T}_h} &= -\frac{2}{3}(\nabla \cdot \mathbf{u}_h, \nabla \cdot \mathbf{w}_h)_{\mathcal{T}_h} & (\text{B.7}) \\
&= -\frac{2}{3}\left(-(\mathbf{u}_h, \nabla_h(\nabla \cdot \mathbf{w}_h))_{\mathcal{T}_h} + \langle \mathbf{u}_h, (\nabla \cdot \mathbf{w}_h) \mathbf{n} \rangle_{\partial \mathcal{T}_h}\right) \\
&\equiv -\frac{2}{3}\left(-(\mathbf{u}_h, \nabla_h(\nabla \cdot \mathbf{w}_h))_{\mathcal{T}_h} + \langle \hat{\varphi}_{\text{vis}}, (\nabla \cdot \mathbf{w}_h) \mathbf{n} \rangle_{\partial \mathcal{T}_h}\right) \\
&= \left(-\frac{2}{3}(\nabla \cdot \mathbf{u}_h) \mathbb{I}, \nabla_h \mathbf{w}_h\right)_{\mathcal{T}_h} - \frac{2}{3} \langle \hat{\varphi}_{\text{vis}} - \mathbf{u}_h, (\nabla \cdot \mathbf{w}_h) \mathbf{n} \rangle_{\partial \mathcal{T}_h}.
\end{aligned}$$

Upon combining Eqs. (B.5) – (B.7), one obtains

$$\begin{aligned}
&\left(\nabla_h \mathbf{u}_h + \nabla_h \mathbf{u}_h^T - \frac{2}{3}(\nabla \cdot \mathbf{u}_h) \mathbb{I}, \nabla_h \mathbf{w}_h\right)_{\mathcal{T}_h} & (\text{B.8}) \\
&\equiv \left(\nabla_h \mathbf{u}_h + \nabla_h \mathbf{u}_h^T - \frac{2}{3}(\nabla \cdot \mathbf{u}_h) \mathbb{I}, \nabla_h \mathbf{w}_h\right)_{\mathcal{T}_h} \\
&+ \left\langle \hat{\varphi}_{\text{vis}} - \mathbf{u}_h, \left(\nabla_h \mathbf{w}_h + \nabla_h \mathbf{w}_h^T - \frac{2}{3}(\nabla \cdot \mathbf{w}_h) \mathbb{I}\right) \mathbf{n} \right\rangle_{\partial \mathcal{T}_h}.
\end{aligned}$$

Finally, one may substitute Eqs. (B.3), (B.4), and (B.8), into Eq. (B.2) in order to obtain Eq. (3.2).

References

- [1] V. John, A. Linke, C. Merdon, M. Neilan, L. G. Rebholz, On the divergence constraint in mixed finite element methods for incompressible flows, *SIAM review* 59 (3) (2017) 492–544.
- [2] L. P. Franca, T. J. Hughes, Two classes of mixed finite element methods, *Computer Methods in Applied Mechanics and Engineering* 69 (1) (1988) 89–129.
- [3] M. Olshanskii, A. Reusken, Grad-div stabilization for Stokes equations, *Mathematics of Computation* 73 (248) (2004) 1699–1718.
- [4] M. Olshanskii, G. Lube, T. Heister, J. Löwe, Grad-div stabilization and subgrid pressure models for the incompressible Navier–Stokes equations, *Computer Methods in Applied Mechanics and Engineering* 198 (49-52) (2009) 3975–3988.
- [5] T. Gelhard, G. Lube, M. A. Olshanskii, J.-H. Starcke, Stabilized finite element schemes with LBB-stable elements for incompressible flows, *Journal of Computational and Applied Mathematics* 177 (2) (2005) 243–267.
- [6] M. Braack, E. Burman, V. John, G. Lube, Stabilized finite element methods for the generalized Oseen problem, *Computer Methods in Applied Mechanics and Engineering* 196 (4-6) (2007) 853–866.
- [7] M. A. Case, V. J. Ervin, A. Linke, L. G. Rebholz, A connection between Scott–Vogelius and grad-div stabilized Taylor–Hood FE approximations of the Navier–Stokes equations, *SIAM Journal on Numerical Analysis* 49 (4) (2011) 1461–1481.

- [8] E. W. Jenkins, V. John, A. Linke, L. G. Rebholz, On the parameter choice in grad-div stabilization for the Stokes equations, *Advances in Computational Mathematics* 40 (2) (2014) 491–516.
- [9] V. John, *Finite Element Methods for Incompressible Flow Problems*, Springer, 2016.
- [10] E. Burman, A. Linke, Stabilized finite element schemes for incompressible flow using Scott–Vogelius elements, *Applied Numerical Mathematics* 58 (11) (2008) 1704–1719.
- [11] B. Cockburn, G. Kanschat, D. Schötzau, A locally conservative LDG method for the incompressible Navier-Stokes equations, *Mathematics of Computation* 74 (251) (2005) 1067–1095.
- [12] J. Guzmán, C.-W. Shu, F. A. Sequeira, H-(div) conforming and DG methods for incompressible Euler’s equations, *IMA Journal of Numerical Analysis* 37 (4) (2016) 1733–1771.
- [13] A. Linke, On the role of the Helmholtz decomposition in mixed methods for incompressible flows and a new variational crime, *Computer Methods in Applied Mechanics and Engineering* 268 (2014) 782–800.
- [14] A. Linke, C. Merdon, Pressure-robustness and discrete Helmholtz projectors in mixed finite element methods for the incompressible Navier–Stokes equations, *Computer Methods in Applied Mechanics and Engineering* 311 (2016) 304–326.
- [15] D. Boffi, F. Brezzi, M. Fortin, *Mixed Finite Element Methods and Applications*, Vol. 44, Springer, 2013.
- [16] P. W. Schroeder, G. Lube, Divergence-free H(div)-FEM for time-dependent incompressible flows with applications to high Reynolds number vortex dynamics, *Journal of Scientific Computing* (2018) 1–29.
- [17] P. W. Schroeder, C. Lehrenfeld, A. Linke, G. Lube, Towards computable flows and robust estimates for inf-sup stable FEM applied to the time-dependent incompressible Navier–Stokes equations, *SeMA Journal, Boletín de la Sociedad Española de Matemática Aplicada* 75 (4) (2018) 629–653.
- [18] S. Zhang, A new family of stable mixed finite elements for the 3D Stokes equations, *Mathematics of Computation* 74 (250) (2005) 543–554.
- [19] R. S. Falk, M. Neilan, Stokes complexes and the construction of stable finite elements with pointwise mass conservation, *SIAM Journal on Numerical Analysis* 51 (2) (2013) 1308–1326.
- [20] J. Guzmán, M. Neilan, Conforming and divergence-free Stokes elements on general triangular meshes, *Mathematics of Computation* 83 (285) (2014) 15–36.
- [21] C. Lehrenfeld, J. Schöberl, High order exactly divergence-free hybrid discontinuous Galerkin methods for unsteady incompressible flows, *Computer Methods in Applied Mechanics and Engineering* 307 (2016) 339–361.
- [22] A. J. Majda, A. L. Bertozzi, *Vorticity and Incompressible Flow*, Vol. 27, Cambridge University Press, 2002.
- [23] A. Palha, M. Gerritsma, A mass, energy, enstrophy and vorticity conserving (MEEVC) mimetic spectral element discretization for the 2D incompressible Navier–Stokes equations, *Journal of Computational Physics* 328 (2017) 200–220.
- [24] G. Coppola, F. Capuano, L. de Luca, Discrete energy-conservation properties in the numerical simulation of the Navier–Stokes equations, *Applied Mechanics Reviews* 71 (1) (2019) 010803.

- [25] P. W. Schroeder, G. Lube, Pressure-robust analysis of divergence-free and conforming FEM for evolutionary incompressible Navier-Stokes flows, *Journal of Numerical Mathematics* 25 (4) (2017) 249–276.
- [26] S. Charnyi, T. Heister, M. A. Olshanskii, L. G. Rebholz, On conservation laws of Navier–Stokes Galerkin discretizations, *Journal of Computational Physics* 337 (2017) 289–308.
- [27] S. Charnyi, T. Heister, M. A. Olshanskii, L. G. Rebholz, Efficient discretizations for the EMAC formulation of the incompressible Navier–Stokes equations, *Applied Numerical Mathematics* 141 (2018) 220–233.
- [28] S. Charnyi, The EMAC scheme for Navier-Stokes simulations, and application to flow past bluff bodies, Ph.D. thesis, Clemson University (2018).
- [29] O. Lehmkuhl, G. Houzeaux, H. Owen, G. Chrysokentis, I. Rodriguez, A low-dissipation finite element scheme for scale resolving simulations of turbulent flows, *Journal of Computational Physics* 390 (1) (2019) 51–65.
- [30] D. N. Arnold, R. Winther, Mixed finite elements for elasticity, *Numerische Mathematik* 92 (3) (2002) 401–419.
- [31] D. Arnold, G. Awanou, R. Winther, Finite elements for symmetric tensors in three dimensions, *Mathematics of Computation* 77 (263) (2008) 1229–1251.
- [32] J. Hu, S. Zhang, A family of conforming mixed finite elements for linear elasticity on triangular grids, arXiv preprint arXiv:1406.7457.
- [33] J. Hu, H. Man, S. Zhang, A simple conforming mixed finite element for linear elasticity on rectangular grids in any space dimension, *Journal of Scientific Computing* 58 (2) (2014) 367–379.
- [34] B. Cockburn, G. Fu, Devising superconvergent HDG methods with symmetric approximate stresses for linear elasticity by M-decompositions, *IMA Journal of Numerical Analysis* 38 (2) (2017) 566–604.
- [35] D. N. Arnold, R. Winther, Nonconforming mixed elements for elasticity, *Mathematical Models and Methods in Applied Sciences* 13 (03) (2003) 295–307.
- [36] J. Gopalakrishnan, J. Guzmán, Symmetric nonconforming mixed finite elements for linear elasticity, *SIAM Journal on Numerical Analysis* 49 (4) (2011) 1504–1520.
- [37] B. Cockburn, G. Fu, W. Qiu, A note on the devising of superconvergent HDG methods for Stokes flow by M-decompositions, *IMA Journal of Numerical Analysis* 37 (2) (2017) 730–749.
- [38] M. Giacomini, A. Karkoulas, R. Sevilla, A. Huerta, A superconvergent HDG method for Stokes flow with strongly enforced symmetry of the stress tensor, *Journal of Scientific Computing* 77 (3) (2018) 1679–1702.
- [39] T. E. Tezduyar, Stabilized finite element formulations for incompressible flow computations, in: *Advances in Applied Mechanics*, Vol. 28, Elsevier, 1991, pp. 1–44.
- [40] Q. Hong, J. Kraus, J. Xu, L. Zikatanov, A robust multigrid method for discontinuous Galerkin discretizations of Stokes and linear elasticity equations, *Numerische Mathematik* 132 (1) (2016) 23–49.
- [41] Q. Hong, J. Kraus, Uniformly stable discontinuous Galerkin discretization and robust iterative solution methods for the Brinkman problem, *SIAM Journal on Numerical Analysis* 54 (5) (2016) 2750–2774.
- [42] H. Schlichting, K. Gersten, *Boundary-layer Theory*, Springer, 2016.

- [43] J. W. Peterson, A. D. Lindsay, F. Kong, Overview of the incompressible Navier-Stokes simulation capabilities in the MOOSE framework, *Advances in Engineering Software* 119 (2018) 68–92.
- [44] G. Allaire, *Numerical Analysis and Optimization: An Introduction to Mathematical Modelling and Numerical Simulation*, Oxford University Press, 2007.
- [45] O. D. Schirra, New Korn-type inequalities and regularity of solutions to linear elliptic systems and anisotropic variational problems involving the trace-free part of the symmetric gradient, *Calculus of Variations and Partial Differential Equations* 43 (1-2) (2012) 147–172.
- [46] D. Breit, A. Cianchi, L. Diening, Trace-free Korn inequalities in Orlicz spaces, *SIAM Journal on Mathematical Analysis* 49 (4) (2017) 2496–2526.
- [47] D. A. Di Pietro, A. Ern, *Mathematical Aspects of Discontinuous Galerkin Methods*, Vol. 69, Springer Science & Business Media, Berlin Heidelberg, 2011.
- [48] H. Dallmann, D. Arndt, G. Lube, Local projection stabilization for the Oseen problem, *IMA Journal of Numerical Analysis* 36 (2) (2015) 796–823.
- [49] A. Logg, K.-A. Mardal, G. Wells, *Automated solution of differential equations by the finite element method: The FEniCS book*, Vol. 84, Springer Science & Business Media, 2012.
- [50] M. S. Alnaes, J. Blechta, J. Hake, A. Johansson, B. Kehlet, A. Logg, C. Richardson, J. Ring, M. E. Rognes, G. N. Wells, The FEniCS project version 1.5, *Archive of Numerical Software* 3 (100) (2015) 9–23.