

# NOTES ON THE PHASE STATISTICS OF THE RIEMANN ZEROS

JEFFREY STOPPLE

ABSTRACT. We numerically investigate, for zeros  $\rho = 1/2 + i\gamma$ , the statistics of the imaginary part of  $\log(\zeta'(1/2 + i\gamma))$ , computed by continuous variation along a vertical line from  $\sigma = 4$  to  $4 + i\gamma$  and then along a horizontal line to  $1/2 + i\gamma$ .

## 1. INTRODUCTION

One popular way [5] of visualizing a complex function  $w = f(z)$  is to plot  $\arg(w)/2\pi$  interpreted as a color at each point  $z$  in the domain. This is easily implemented in *Mathematica*. For the Riemann zeta function the excitement is all near the critical strip: for  $1 \ll \operatorname{Re}(s)$ ,  $\zeta(s) \approx 1$  and so the image is monochrome in that region. For  $\operatorname{Re}(s) \ll 0$ ,

$$\zeta(s) = \pi^{s-1/2} \frac{\Gamma((1-s)/2)}{\Gamma(s/2)} \zeta(1-s).$$

Again  $\zeta(1-s) \approx 1$ . For bounded  $\sigma$ , as  $t \rightarrow +\infty$ , Stirling's formula shows the argument of the remaining terms is asymptotic to  $-t \log(t/2\pi) - t$ , which means one sees very regular repeating horizontal bands of color. Meanwhile, near a zero  $\rho$  in the critical strip,

$$\zeta(s) = \zeta'(\rho)(s - \rho) + O(s - \rho)^2.$$

Near  $\rho$ , the image corresponding to the function  $s - \rho$  is just the color wheel with all the colors coming together at  $s = \rho$ . Multiplying by  $\zeta'(\rho)$  locally scales the picture by  $|\zeta'(\rho)|$  and rotates it by  $\arg(\zeta'(\rho))$ . See Figure 1 for an image with  $7000 \leq t \leq 7010$ . (What looks like a double zero is actually the first known example of a Lehmer pair near  $t = 7005$ .)

Thus the argument of  $\zeta'(\rho)$  plays a significant role in the image, inspiring [this](#) MathOverflow question. In this paper we begin the numerical investigation of these by examining  $5 \cdot 10^6$  zeros with  $2.63012 \cdot 10^6 \leq \gamma \leq 4.99238 \cdot 10^6$ .

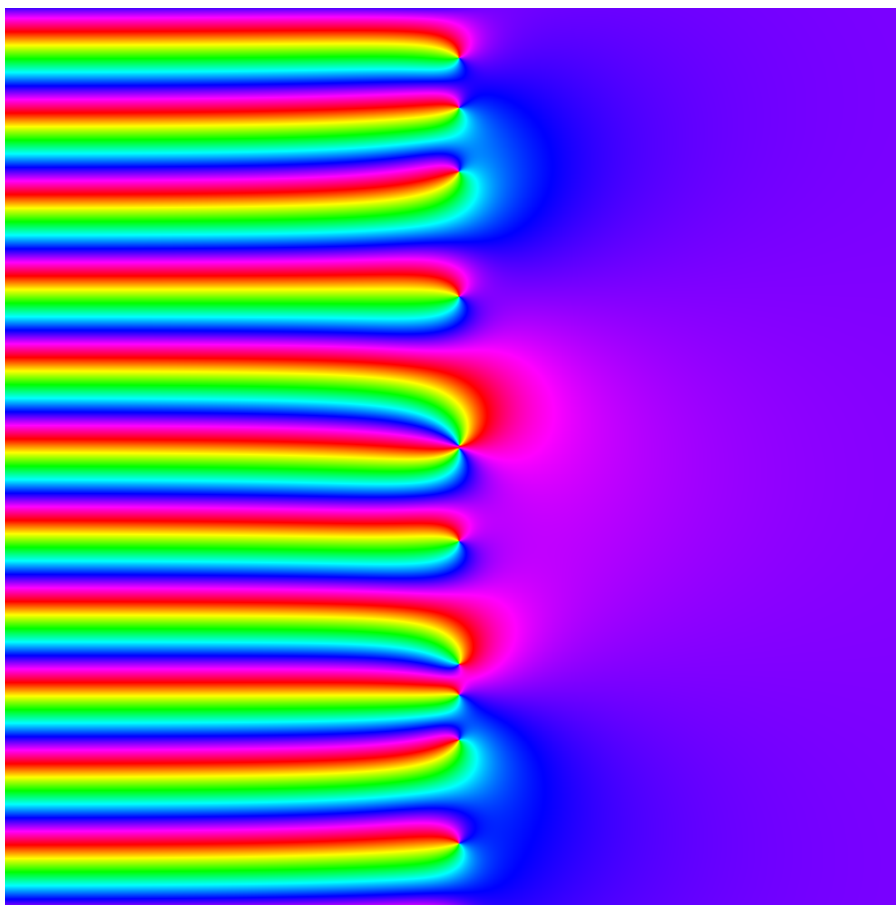


FIGURE 1.  $\arg(\zeta(s))$  for  $-9/2 \leq \sigma \leq 11/2, 7000 \leq t \leq 7010$ .

## 2. SELBERG AND HEJHAL

Starting first with  $\zeta(s)$ , an unpublished result of Selberg [4, p. 310] implies

**Theorem.** *Suitably normalized,  $\arg(\zeta(1/2 + it))$  converges in distribution over fixed ranges to a standard normal variable. More precisely, for  $\alpha < \beta$  we have*

$$\lim_{T \rightarrow \infty} \frac{1}{T} \mu(T \leq t \leq 2T \mid \alpha < \frac{\arg(\zeta(1/2 + it))}{\sqrt{\log \log(T)}/2} < \beta) = \frac{1}{\sqrt{2\pi}} \int_{\alpha}^{\beta} \exp(-x^2/2) dx,$$

where  $\mu$  is Lebesgue measure.

The argument is the imaginary part of  $\log(\zeta(1/2 + it))$ , computed by continuous variation along a vertical line from, say,  $\sigma = 4$  to  $4 + it$  and then along a horizontal line to  $1/2 + it$ . Selberg's result actually covers the real part of the complex logarithm,  $\log|\zeta(1/2 + it)|$  as well.

Returning to  $\zeta'$ , for the real part of the logarithm we have the following generalization of Selberg's result, due to Hejhal [1]:

**Theorem.** *Assuming the Riemann Hypothesis and a technical condition on the spacing of zeros which is a weak consequence of the Montgomery Pair Correlation Conjecture, then  $\log|\zeta'(1/2 + it)|$ , suitably normalized, converges in distribution over fixed ranges to a standard normal variable. More precisely, for  $\alpha < \beta$  we have*

$$\lim_{N \rightarrow \infty} \left| \frac{1}{N} \left\{ n : N \leq n \leq 2N, \alpha < \frac{\log \left| \frac{2\pi\zeta'(1/2 + i\gamma_n)}{\log(\gamma_n/2\pi)} \right|}{\sqrt{\log \log(N)}/2} < \beta \right\} \right| = \frac{1}{\sqrt{2\pi}} \int_{\alpha}^{\beta} \exp(-x^2/2) dx$$

Here's my attempt to make an exposition of Hejhal's exposition [1, p. 346] of the basic idea behind the proof. First some notation: With

$$\chi(s) = \pi^{s-1/2} \frac{\Gamma((1-s)/2)}{\Gamma(s/2)},$$

define  $\phi(s)$  by

$$\chi(s)^{-1/2} = \exp(i\phi(s)),$$

so  $\phi$  is real on the critical line. Let  $M$  be a large constant,  $t$  an auxiliary random variable with  $T \leq t \leq 2T$ , and  $W_t$  the 'window'

$$W_t = [t - M/\log T, t + M/\log T].$$

Let  $A(t) = t/2\pi \log(t/2\pi) - t/2\pi$ . Let  $x = A(u)$ , and  $\theta(u) = \phi(1/2 + iu)$ . Let  $P_t(x)$  be the polynomial approximation

$$P_t(x) = \prod_{\gamma \in W_t} (x - A(\gamma)),$$

and define  $\Omega_t(u)$  to be the correction to the approximation so that

$$\zeta(1/2 + iu) = \exp(\Omega_t(u) - i\theta(u))P_t(x).$$

Computing logarithmic derivative (in  $u$ , being careful with the chain rule) we see

$$i \frac{\zeta'(1/2 + iu)}{\zeta(1/2 + iu)} = \Omega_t'(u) - i\theta'(u) + \frac{P_t'(x)}{P_t(x)} \cdot A'(u)$$

Rearranging gives

$$i \frac{\zeta'(1/2 + iu)}{A'(u)} = \zeta(1/2 + iu) \cdot \left( \frac{\Omega'_t(u)}{A'(u)} - i \frac{\theta'(u)}{A'(u)} + \frac{P'_t(x)}{P_t(x)} \right).$$

Hejhal makes an estimate (see below) of the term in parenthesis on the right to argue that

$$\frac{\log |\zeta(1/2 + iu)|}{\sqrt{\log \log T}} \quad \text{and} \quad \frac{\log |\zeta'(1/2 + iu)/A'(u)|}{\sqrt{\log \log T}}$$

are (in effect) the same random variable, and so Selberg's theorem applies.

For this estimate, Hejhal claims he and Bombieri showed previously that the total variation of  $\Omega_t(u)$  on  $W_t$  is  $O_M(1)$  for 'most'  $t$ . This means

$$\int_{W_t} |\Omega'_t(u)| du = O_M(1)$$

for 'most'  $t$ , and so on 'most' windows  $W_t$ ,  $|\Omega'_t(u)| = O_M(\log T)$ .

The above was the hard part;  $\theta'(u)/A'(u)$  is elementary. And  $P'_t(x)/P_t(x) = \sum_{\gamma \in W_t} 1/(x - A(\gamma))$ , with average spacing between  $A(\gamma)$  being 1 and the number of terms in the sum  $O_M(1)$ . Hejhal argues heuristically that

$$\log \left| \frac{\Omega'_t(u)}{A'(u)} - i \frac{\theta'(u)}{A'(u)} + \frac{P'_t(x)}{P_t(x)} \right| = O_M(1)$$

except for a subset of small measure. This completes Hejhal's estimate.

Could this heuristic be extended to the imaginary part of  $\log \zeta'(1/2 + iu)$ , defined (again) by continuous variation up the vertical line from 4 to  $4 + iu$  and along the horizontal line from  $4 + iu$  to  $1/2 + iu$ ? The challenge is that the estimates above depend on being inside a window of radius  $M/\log T$ . We will see below that the variation along the vertical line is quite regular, so that presents no problem. Along the horizontal line, between the real part 4 and the real part  $1/2 + M/\log T$ , the zeros of  $\zeta'$  should be infrequent and so the argument of  $\zeta'$  should be changing slowly for 'most' values of  $u$ .

### 3. ALGORITHM

The first  $10^7$  zeros of  $\zeta(s)$  are implemented constants in *Mathematica*, which can also, of course, easily compute derivatives numerically. Evaluating the argument via continuous variation requires a

$k$	$\Delta$
8546951	0.00232317
5042996	0.00296997
9857600	0.00302828
9675304	0.00333645
7279824	0.00337943
7498518	0.00387655
7060975	0.00494052

TABLE 1. Small gaps between zeros  $\rho_k$  of  $\zeta(s)$ ,  $5 \cdot 10^6 \leq k \leq 10^7$

little more effort. For a zero  $\rho = 1/2 + i\gamma$ , the variation along the line from 4 to  $4 + i\gamma$  is easy. In this range

$$\zeta'(4 + iy) = -\log(2)2^{-4-iy} - \sum_{n=3}^{\infty} \log(n)n^{-4-iy}.$$

The first term has  $|\log(2)2^{-4-iy}| = 0.0433217$ , while the tail is smaller, bounded by 0.025590, and thus via Rouché theorem  $\zeta'(4 + iy)$  winds around the origin as many times as does  $-\log(2)2^{-4-iy}$ .

Along the horizontal line  $s = x + i\gamma$ ,  $1/2 < x \leq 4$ , we only need to estimate  $\zeta'(s)$  very roughly, to determine when the argument increases by a multiple of  $2\pi$ . Since we compute at many equally spaced points along the line, directly computing each derivative in *Mathematica* is wasteful and slow. Instead we make a table of values of  $\zeta(s)$  at the equally spaced points, and use a variant of Richardson Interpolation [3, 5.7] of the derivative:

$$\begin{aligned} &(-\zeta(s - 3\Delta x) + 9\zeta(s - 2\Delta x) - 45\zeta(s - \Delta x) + \\ &45\zeta(s + \Delta x) - 9\zeta(s + 2\Delta x) + \zeta(s + 3\Delta x))/60\Delta x = \\ &\zeta'(s) + O(\Delta x^6). \end{aligned}$$

(In fact the next term of the  $\Delta x$  series expansion of the left side is  $\zeta^{(7)}(s)\Delta x^6/140$ .) The derivative  $\zeta'(1/2 + i\gamma)$  is computed with the built-in *Mathematica* implementation.

The step size  $\Delta x$  needs to give a sufficiently accurate result even when the horizontal line passes close to a zero of  $\zeta'(s)$ . Recalling that the zeros of  $\zeta'$  in  $\text{Re}(s) > 1/2$  tend to be interspersed between the zeros of  $\zeta(s)$  on the critical line, we looked for small gaps between

successive zeros  $\rho_k, \rho_{k+1}$  for  $5 \cdot 10^6 \leq k \leq 10^7$ . With just seven exceptions (see Table 1), the gaps are all greater than 0.005. Based on this we choose for speed a step size  $\Delta x$  of 0.0025, accepting that a very small number of phases may be computed incorrectly.

#### 4. DATA

Hiary and Odlyzko [2] have investigated Hejhal's theorem numerically, for data sets at much larger heights than we consider, and find the convergence rather slow. They also observe a surplus of large values and a deficit of small values. Since we have the data available, for completeness we include in Figure 2 a histogram of values, for  $5 \cdot 10^6 \leq k \leq 10^7$ , of

$$\frac{\log |2\pi\zeta'(\rho_k) / \log(\gamma_k/2\pi)|}{\sqrt{\log \log(5 \cdot 10^6)}}.$$

Figure 3 is the numerical investigation of the argument, the main goal of the paper. For  $5 \cdot 10^6 \leq k \leq 10^7$ , the histogram displays

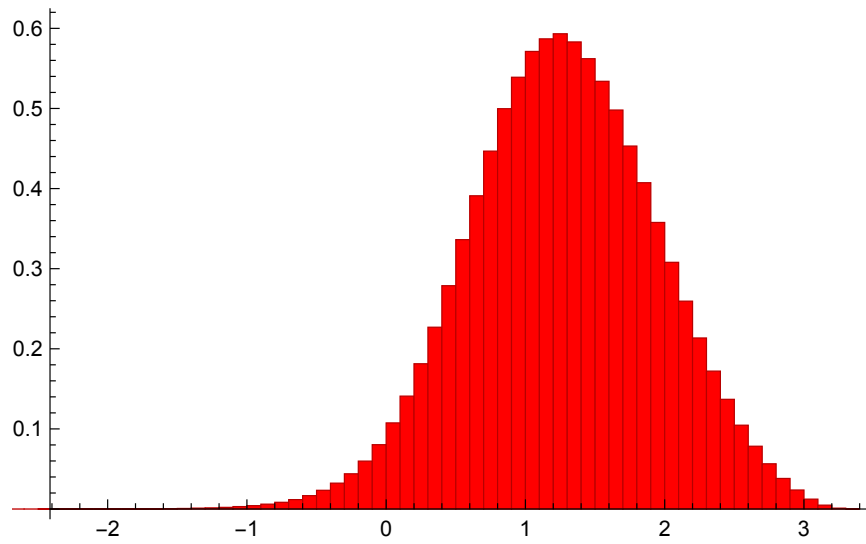
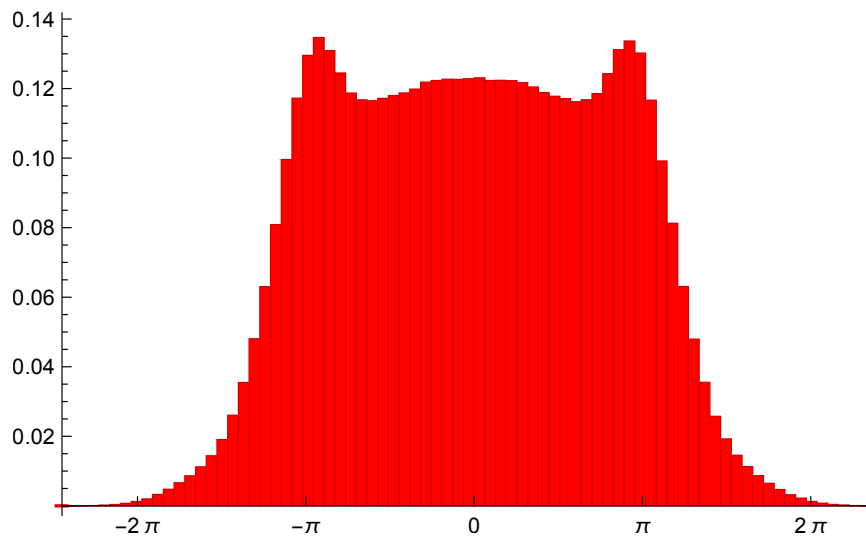
$$\frac{\arg \zeta'(\rho_k) + \pi - \gamma_k \log 2}{\sqrt{\log \log(5 \cdot 10^6)}}.$$

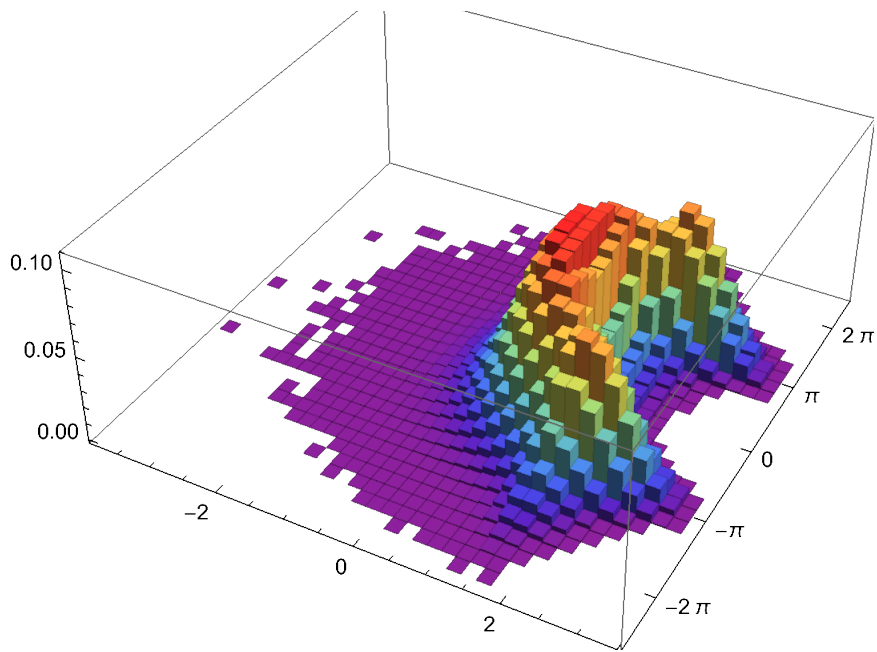
*Mathematica* computes the mean to be  $-0.00043882$  and the standard deviation to be  $2.47623$ . For what it is worth, the third through sixth moments were computed to be  $0.00463054$ ,  $76.8629$ ,  $0.344781$ , and  $1333.96$  respectively.

Figure 4 shows both the real and imaginary parts of  $\log \zeta'(\rho_k)$ . Observe that the apparent surplus of examples with the imaginary part near  $\pm\pi$  seems to correlate to the real part being positive and relatively large.

#### 5. SUMMARY

Given the poor fit to a (mean 0) Gaussian for the data in Figure 2, perhaps not much can be conjectured from the data in Figure 3, beyond that there *is* a distribution for the argument computed by continuous variation. In other words, the naive conjecture that the data are uniform in  $(-\pi, \pi]$  appears to be incorrect. We hope this paper inspires others with access to more computing power to investigate further.

FIGURE 2.  $\log |\zeta'(\rho)|$ .FIGURE 3.  $\arg(\zeta'(\rho))$ .

FIGURE 4.  $\log(\zeta'(\rho))$ .



## REFERENCES

- [1] D.A. Hejhal, *On the distribution of  $\log |\zeta'(1/2 + it)|$* , in Number Theory, Trace Formulas, and Discrete Groups, K.E. Aubert, E. Bombieri, D.M. Goldfeld, eds., Proc. 1987 Selberg Symposium, Academic Press, 1989, pp. 343-370.
- [2] G. Hiary and A. Odlyzko, *Numerical study of the derivative of the Riemann zeta function at zeros*, Commentarii Mathematici Universitatis Sancti Pauli, **60** no. 1-2, (2011) pp. 47-60.
- [3] W. Press et al., Numerical Recipes in C: The Art of Scientific Computing. Cambridge University Press.
- [4] E. Titchmarsh, The Theory of the Riemann Zeta Function, Oxford University Press, 2nd ed., New York, 1986.
- [5] E. Wegert, Visual Complex Functions: An Introduction with Phase Portraits, Birkhäuser, 2012.

MATHEMATICS DEPARTMENT, UNIVERSITY OF CALIFORNIA, SANTA BARBARA,  
SANTA BARBARA CA 93106

*E-mail address:* stopple@math.ucsb.edu