

A new paradigm of dissipation-controllable, multi-scale resolving schemes for compressible flows

Xi Deng^a, Zhen-hua Jiang^{b,*}, Peter Vincent^a, Feng Xiao^c, Chao Yan^b

^aDepartment of Aeronautics, Imperial College London, SW7 2AZ, United Kingdom.

^bCollege of Aeronautics Science and Engineering, Beijing University of Aeronautics and Astronautics, Beijing 100191, PR China.

^cDepartment of Mechanical Engineering, Tokyo Institute of Technology, 2-12-1 Ookayama, Meguro-ku, Tokyo, Japan.

Abstract

The scale-resolving simulation of high speed compressible flow through direct numerical simulation (DNS) or large eddy simulation (LES) requires shock-capturing schemes to be more accurate for resolving broadband turbulence and robust for capturing strong shock waves. In this work, we develop a new paradigm of dissipation-controllable, shock capturing scheme to resolve multi-scale flow structures in high speed compressible flow. The new scheme employs a polynomial of n -degree and non-polynomial THINC (Tangent of Hyperbola for Interface Capturing) functions of m -level steepness as reconstruction candidates. These reconstruction candidates are denoted as PnTm. From these candidates, the piecewise reconstruction function is selected through the boundary variation diminishing (BVD) algorithm. Unlike other shock-capturing techniques, the BVD algorithm effectively suppresses numerical oscillations without introducing excess numerical dissipation. Then, a controllable dissipation (CD) algorithm is designed for scale-resolving simulations. This novel paradigm of shock-capturing scheme is named as PnTm-BVD-CD. The proposed PnTm-BVD-CD scheme has following desirable properties. First, it can capture large-scale discontinuous structures such as strong shock waves without obvious non-physical oscillations while resolving sharp contact, material interface and shear layer. Secondly, the numerical dissipation property of PnTm-BVD-CD can be effectively controlled between $n+1$ order upwind-biased scheme and non-dissipative $n+2$ order central scheme through a simple tunable parameter λ . Thirdly, with $\lambda = 0.5$ the scheme can recover to $n+2$ order non-dissipative central interpolation for smooth solution over all wavenumber, which is preferable for solving small-scale structures in DNS as well as resolvable-scale in explicit LES. Finally, the under-resolved small-scale can be solved with dissipation controllable algorithm through so-called implicit LES (ILES) approach. Through simulating benchmark tests involving multi-scale flow structures and comparing with other central-upwind schemes, the superiority of the proposed scheme is evident. Thus, this work provides an alternative scheme for solving multi-scale problems in high speed compressible flows.

Keywords: shock capturing, compressible turbulence, multi-scale resolving, dissipation controllable, implicit LES

*Corresponding author: Dr. Zhen-Hua Jiang (Email: jiangzhenhua@buaa.edu.cn)

1. Introduction

Numerical simulation of compressible flow involving multi-scale flow features remains one of unsolved issues that are of great real life application importance. For example, in high speed compressible turbulent flow the interactions between shock waves and turbulence raise challenges to the design of numerical methods because the contradictory properties of numerical schemes are required in dealing with discontinuous large-scale and smooth small-scale features simultaneously. In nowadays community of computational fluid dynamics, the multi-scale flow features in compressible turbulence are resolved with so-called scale-resolving simulation through direct numerical simulation (DNS) or large eddy simulation (LES). The scale-resolving simulation requires high resolution numerical schemes which are low-dissipative to resolve small-scale structures in transitional and turbulent flows, and meanwhile are robust to stabilize solutions around large-scale features such as strong shocks, contact discontinuities and shear layers. A great deal of effort has been devoted to developing such numerical methods, and at present the shock-capturing schemes are the most popular methods among broad algorithms in the literature.

The shock-capturing methods can be classified as two types of quite different methods: the central schemes and the upwind schemes. The central schemes consider the flow solutions with smooth solution profiles and treat the discontinuities as continuous solutions with large gradient. The non-dissipative central schemes are preferable for the simulations of smooth broadband turbulence involving small-magnitude features. When simulating flows with sharp discontinuities, the artificial viscosity/diffusivity is usually introduced in the classic central schemes to suppress spurious oscillation across various discontinuities. Nevertheless, the artificial viscosity should be carefully treated in order to avoid overwhelming the small-scale turbulent structures [1–3]. Contrary to the central schemes, the upwind schemes consider the flow solutions with discontinuous solution profiles. Since the discontinuous solutions exist at the element interface, the Riemann problems are usually solved to account for the physics of wave propagation. Popular upwind schemes, such as total variation diminishing (TVD) [4], essentially non-oscillatory (ENO) [5, 6] and weighted ENO (WENO) [7] methods, are able to capture shocks without oscillations. Unfortunately, these traditional upwind schemes are found to be too dissipative to effectively resolve the small flow structures which play essential role in the turbulent interaction process [8]. In previous studies of [9, 10], the authors demonstrated the importance of reducing numerical dissipation for turbulence simulations by showing that the second-order central scheme performed better than the seventh-order upwind-biased WENO scheme in preserving turbulence energy and spectrum for the explicit LES (ELES) and DNS of compressible turbulence.

Having realized the deficiency of traditional shock-capturing schemes which are based on dissipative upwind schemes, the researchers proposed several methods in aims of simulating compressible turbulence flows. In the so-called hybrid schemes for compressible turbulence simulations [11–15, 17, 18], the large-scale features such as discontinuities are usually captured with nonlinear upwind-biased shock-capturing schemes like TVD and WENO, while the central flux or upwind flux with low-dissipation/dispersion characteristics is introduced to reduce the numerical diffusion on the smooth solution region. Nevertheless, the performance of the hybrid schemes relies on the

shock indicator that identifies the discontinuity in the solution. The authors of [19] investigated a wide range of such indicators and concluded that there was no universally better performing method for every problem. Similar with hybrid schemes, several adaptive central-upwind WENO schemes have been designed in [15, 16] by recovering the non-dissipative central scheme in smooth region. However, as shown in a very recent work [16], the adaptive central-upwind schemes may not be robust enough to suppress numerical oscillations across the discontinuity. Besides these central-upwind schemes, extensive works [20–29] were also done in improving the classical shock-capturing WENO method [7] to minimize the numerical dissipation for bandwidth waves. For instance, early works include optimizing the method of calculating the weights in the WENO scheme [20–22] or adding downwind candidate stencil in the reconstruction process [23, 24] to make schemes more centralized. Recent works include monotonicity-preserving (MP) WENO [25, 26], compact-reconstruction WENO (CRWENO) [27] and targeted ENO (TENNO) [28, 29] et al. It is worth mentioning that many shock-capturing schemes described above have also been extended to other high order discretization framework and implemented as limiting strategies for high speed compressible flow simulations [30–33].

As indicated in [34], the numerical dissipation of current shock-capturing schemes mainly comes from the inherent dissipation errors in upwind-biased interpolations, and extra numerical errors introduced by limiting processes which are designed to suppress numerical oscillations. While there have been researches in improving the spectral properties of the shock-capturing scheme by optimizing dispersion and dissipation relation of the scheme [24, 35], most of the methods are often problem dependent. Also as pointed out in [12], a small amount of dissipation is needed in order to suppress numerical instabilities caused by under-resolved scale of high wavenumber structures. Therefore, it would be beneficial to design high order numerical schemes with controllable dissipation especially for DNS or LES of compressible turbulence. In recognition of this point of view, the work in [36, 37] developed minimized dispersion and controllable dissipation (MDCD) schemes with the ability of adjusting dissipation without affecting the optimized dispersion properties of the method.

Recently, a novel reconstruction approach named as boundary variation diminishing (BVD) algorithm [38] has been proposed to construct shock capturing schemes in Godunov finite volume method [39–42]. In the BVD paradigm, the numerical dissipation is effectively reduced by adaptively selecting the reconstruction functions to minimize the variations at the cell boundary. Using proper BVD algorithms and BVD-admissible functions such as high order polynomials and jump-like THINC (Tangent of Hyperbola for INterface Capturing) function, a new class of high order upwind-biased schemes named as PnTm-BVD (polynomial of n-degree and THINC function of m-level reconstruction based on BVD algorithm) has been designed [40, 41]. Unlike conventional shock capturing strategies such as TVD and WENO schemes which introduce excessive numerical dissipations through limiting processes and thus undermine the spectral properties of underlying high order interpolations, the PnTm-BVD schemes significantly reduce the numerical errors of limiting processes and are able to retrieve the dispersion and dissipation properties of high-order unlimited polynomials for all wave numbers. With this property, the PnTm-BVD has been applied in compressible turbulence simulations in [34] through an approach known as implicit LES (ILES) [43–45] where numerical dissipation is used

to model under-resolved flow scale instead of explicit modelling. For instance, the recent work of [42] has shown that the ILES of turbulent flows using higher order PnTm-BVD scheme, as high as 11th-order, is not only more accurate but also more efficient by performing the method on the coarser meshes. However, as an upwind-biased scheme, the inherent and non-tunable numerical dissipation in PnTm-BVD schemes still raises challenging issues to resolve small-scale structures in the DNS of broadband turbulence or to simulate the under-resolved flow with the ILES approach.

In order to solve multi-scale features in high speed compressible flows, current work has further explored the concept of BVD by introducing the controllable dissipation (CD) algorithm. The BVD with controllable dissipation, denoted by BVD-CD, is then used as the guideline for designing a novel class of multi-scale resolving schemes. The scheme is named as PnTm-BVD-CD (polynomial of n-degree and THINC function of m-level reconstruction based on BVD-CD algorithm) schemes. The PnTm-BVD-CD schemes employ $n + 1/n + 2$ order upwind/central interpolation based on a centered grid stencil and THINC functions with adaptive steepness as reconstruction candidates. Through introducing a tunable parameter, the final dissipation property of PnTm-BVD-CD schemes can be effectively controlled between $n + 1$ order upwind scheme and non-dissipative $n + 2$ order central scheme. The proposed schemes have at least following desirable characteristics: 1) The proposed schemes can effectively suppress spurious numerical oscillations across the strong shock; 2) The large-scale discontinuous features such as contact, material interface and shear layers can be resolved with less dissipation; 3) The scheme can recover to non-dissipative central interpolation for smooth solution over all wave number, which is important to solve small scale in DNS as well as resolvable scale in ELES; 4) The effectively controllable dissipation algorithm is believed to work for the ILES to solve the under-resolved flow scale. The rest of the paper is organized as follows. Section 2 briefly introduces the governing equation and the FV formulation applied in the work. Section 3 describes the details of BVD-CD algorithms to construct the new dissipation controllable, multi-scale resolving shock capturing schemes. Numerical tests are carried out in Section 4 and some conclusions are drawn in Section 5.

2. Governing equation and finite volume method

To simulate high speed compressible viscous flow, the Navier-Stokes equations for a calorically perfect gas are solved:

$$\frac{\partial \rho}{\partial t} + \nabla \cdot \mathbf{m} = 0, \quad (1)$$

$$\frac{\partial \mathbf{m}}{\partial t} + \nabla \cdot (\mathbf{m} \otimes \mathbf{u} + p\delta) = \nabla \cdot \tau, \quad (2)$$

$$\frac{\partial E}{\partial t} + \nabla \cdot (\mathbf{u}E + p\mathbf{u}) = \nabla \cdot (\mathbf{u} \cdot \tau - \mathbf{q}), \quad (3)$$

where ρ is the density, \mathbf{m} is the momentum, \mathbf{u} is the velocity, p is the pressure, δ is the unit tensor, E is the total energy, τ is the viscous stress tensor and \mathbf{q} is the heat flux. The equation of state for ideal gas is applied to closure the above

equation system as:

$$p = (\gamma - 1)\rho e \quad (4)$$

in which γ is the ratio of specific heats and e is the specific internal energy. With Stokes' hypothesis for a Newtonian fluid, the viscous stress tensor is calculated as

$$\boldsymbol{\tau} = 2\mu\mathbf{S} - \frac{2}{3}\mu(\nabla \cdot \mathbf{u}) \quad (5)$$

where strain rate tensor \mathbf{S} is defined as $\mathbf{S} = \frac{1}{2}(\nabla\mathbf{u} + (\nabla\mathbf{u})^T)$ and μ is the dynamic shear viscosity. Following Fourier's law, the heat flux is defined as $\mathbf{q} = -k\nabla T$ where k is the thermal conductivity and T is the temperature. For simulating the compressible turbulence, the accuracy of discretizing the convective terms has been considered critical [46]. Thus, the main challenge is how to design numerical scheme to solve the inviscid Navier-Stokes equations which is also known as Euler equation systems. We use the one-dimensional scalar model equation to illustrate the finite volume method to solve Euler equation systems as

$$\frac{\partial q}{\partial t} + \frac{\partial f(q)}{\partial x} = 0, \quad (6)$$

where q is the solution variables which can be in characteristic space and $f(q)$ is the flux function.

A standard finite volume method is applied to 1D scalar model equation of Eq. 6 to obtain the numerical solutions. We divide the computational domain into N non-overlapping cell elements, $\mathcal{I}_i : x \in [x_{i-1/2}, x_{i+1/2}]$, $i = 1, 2, \dots, N$, with a uniform grid spacing $h = \Delta x = x_{i+1/2} - x_{i-1/2}$. the volume-integrated average value $\bar{q}_i(t)$ in cell \mathcal{I}_i is defined as

$$\bar{q}_i(t) \approx \frac{1}{\Delta x} \int_{x_{i-1/2}}^{x_{i+1/2}} q(x, t) dx. \quad (7)$$

The semi-discrete version of Eq. (6) in the finite volume form can be expressed as an ordinary differential equation (ODE)

$$\frac{\partial \bar{q}_i(t)}{\partial t} = -\frac{1}{\Delta x}(\tilde{f}_{i+1/2} - \tilde{f}_{i-1/2}), \quad (8)$$

where the numerical fluxes \tilde{f} at cell boundaries can be computed by a Riemann solver

$$\tilde{f}_{i+1/2} = f_{i+1/2}^{\text{Riemann}}(q_{i+1/2}^L, q_{i+1/2}^R). \quad (9)$$

The left-side value $q_{i+1/2}^L$ and right-side value $q_{i+1/2}^R$ at cell boundaries are obtained through reconstruction process. The Riemann flux can be generally written in a canonical form as

$$f_{i+1/2}^{\text{Riemann}}(q_{i+1/2}^L, q_{i+1/2}^R) = \frac{1}{2} \left(f(q_{i+1/2}^L) + f(q_{i+1/2}^R) \right) - \frac{|a_{i+1/2}|}{2} (q_{i+1/2}^R - q_{i+1/2}^L), \quad (10)$$

where $a_{i+1/2}$ stands for the characteristic speed of the hyperbolic conservation law. Based on this canonical form, the central schemes lead to non-dissipative flux by considering the flow solutions as smooth solution profiles and regarding discontinuities as a continuous solution with large gradient. Moreover, by controlling the jump $|q_{i+1/2}^R - q_{i+1/2}^L|$ across the cell boundary, the dissipation added to the flux can be controlled.

3. Dissipation controllable, multi-scale resolving schemes

The solution quality is very dependent on how to approximate solution in each cell and reconstruct the $q_{i+1/2}^L$ and $q_{i+1/2}^R$ which are used to calculate numerical flux. To solve smooth small-scale features, high order polynomials are usually employed to approximate solutions. The chosen polynomials will determine the inherent dissipation and dispersion property of the scheme. In contrary, lower order or monotone functions are more preferable to present discontinuous solutions. Following such idea, upwind-biased high order polynomials and jump-like monotone THINC function are employed as candidate interpolants. The final reconstruction function in each cell is selected from these candidate interpolants with the multi-step BVD algorithm which is in aims of minimizing numerical dissipation. We will review the candidate interpolants before the description of the multi-step BVD algorithm.

3.1. Candidate interpolant P_n : upwind-biased scheme with polynomial of n -degree

A $(n + 1)$ th order scheme can be constructed from a spatial approximation for the solution in the target cell I_i with a polynomial $\tilde{q}_i^{Pn}(x)$ of degree n . The $n + 1$ unknown coefficients of the polynomial are determined by requiring that $\tilde{q}_i^{Pn}(x)$ has the same cell average on each cell over an appropriately selected stencil $S = \{i - n^-, \dots, i + n^+\}$ with $n^- + n^+ = n$ as

$$\frac{1}{\Delta x} \int_{x_{j-1/2}}^{x_{j+1/2}} \tilde{q}_i^{Pn}(x) dx = \bar{q}_j, \quad j = i - n^-, i - n^- + 1, \dots, i + n^+. \quad (11)$$

As shown in [7, 47], $2r - 1$ order upwind-biased finite volume schemes can be constructed if the stencil is defined with $n^- = n^+ = r - 1$. The unknown coefficients of polynomial of $2r - 2$ degree can be then calculated from (11). With the polynomial $\tilde{q}_i^{Pn}(x)$, high order approximation for reconstructed values at the cell boundaries can be obtained by

$$q_{i+\frac{1}{2}}^{L,Pn} = \tilde{q}_i^{Pn}(x_{i+\frac{1}{2}}) \quad \text{and} \quad q_{i-\frac{1}{2}}^{R,Pn} = \tilde{q}_i^{Pn}(x_{i-\frac{1}{2}}). \quad (12)$$

In this work, we apply upwind schemes from fifth order ($r = 3$) to ninth order ($r = 5$) by using polynomials of 4th, 6th, and 8th degree as one of candidate interpolants. The explicit formulas of $q_{i+1/2}^{L,Pn}$ and $q_{i-1/2}^{R,Pn}$ for $(n+1)$ th-order scheme are detailed follows,

- 5th-order scheme

$$\begin{aligned} q_{i+1/2}^{L,P4} &= \frac{1}{30} \bar{q}_{i-2} - \frac{13}{60} \bar{q}_{i-1} + \frac{47}{60} \bar{q}_i + \frac{9}{20} \bar{q}_{i+1} - \frac{1}{20} \bar{q}_{i+2}, \\ q_{i-1/2}^{R,P4} &= \frac{1}{30} \bar{q}_{i+2} - \frac{13}{60} \bar{q}_{i+1} + \frac{47}{60} \bar{q}_i + \frac{9}{20} \bar{q}_{i-1} - \frac{1}{20} \bar{q}_{i-2}. \end{aligned} \quad (13)$$

- 7th-order scheme

$$\begin{aligned} q_{i+1/2}^{L,P6} &= -\frac{1}{140} \bar{q}_{i-3} + \frac{5}{84} \bar{q}_{i-2} - \frac{101}{420} \bar{q}_{i-1} + \frac{319}{420} \bar{q}_i + \frac{107}{210} \bar{q}_{i+1} - \frac{19}{210} \bar{q}_{i+2} + \frac{1}{105} \bar{q}_{i+3}, \\ q_{i-1/2}^{R,P6} &= -\frac{1}{140} \bar{q}_{i+3} + \frac{5}{84} \bar{q}_{i+2} - \frac{101}{420} \bar{q}_{i+1} + \frac{319}{420} \bar{q}_i + \frac{107}{210} \bar{q}_{i-1} - \frac{19}{210} \bar{q}_{i-2} + \frac{1}{105} \bar{q}_{i-3}. \end{aligned} \quad (14)$$

- 9th-order scheme

$$\begin{aligned}
q_{i+1/2}^{L,P8} &= \frac{1}{630}\bar{q}_{i-4} - \frac{41}{2520}\bar{q}_{i-3} + \frac{199}{2520}\bar{q}_{i-2} - \frac{641}{2520}\bar{q}_{i-1} + \frac{1879}{2520}\bar{q}_i \\
&\quad + \frac{275}{504}\bar{q}_{i+1} - \frac{61}{504}\bar{q}_{i+2} + \frac{11}{501}\bar{q}_{i+3} - \frac{1}{504}\bar{q}_{i+4}, \\
q_{i-1/2}^{R,P8} &= \frac{1}{630}\bar{q}_{i+4} - \frac{41}{2520}\bar{q}_{i+3} + \frac{199}{2520}\bar{q}_{i+2} - \frac{641}{2520}\bar{q}_{i+1} + \frac{1879}{2520}\bar{q}_i \\
&\quad + \frac{275}{504}\bar{q}_{i-1} - \frac{61}{504}\bar{q}_{i-2} + \frac{11}{501}\bar{q}_{i-3} - \frac{1}{504}\bar{q}_{i-4}.
\end{aligned} \tag{15}$$

3.1.1. Candidate interpolant T_m : THINC function with m -level steepness

To present the solution in discontinuous regions, we introduce another candidate interpolation function is the THINC interpolation [48, 49]. The piecewise THINC reconstruction function is written as

$$\tilde{q}_i^T(x) = \bar{q}_{min} + \frac{\bar{q}_{max}}{2} \left[1 + \theta \tanh \left(\beta \left(\frac{x - x_{i-1/2}}{x_{i+1/2} - x_{i-1/2}} - \tilde{x}_i \right) \right) \right], \tag{16}$$

where $\bar{q}_{min} = \min(\bar{q}_{i-1}, \bar{q}_{i+1})$, $\bar{q}_{max} = \max(\bar{q}_{i-1}, \bar{q}_{i+1}) - \bar{q}_{min}$ and $\theta = \text{sgn}(\bar{q}_{i+1} - \bar{q}_{i-1})$. The unknown \tilde{x}_i is computed from constraint condition $\bar{q}_i = \frac{1}{\Delta x} \int_{x_{i-1/2}}^{x_{i+1/2}} \tilde{q}_i^T(x) dx$. The jump thickness is controlled by the parameter β which determines the steepness. Given the reconstruction function $\tilde{q}_i^T(x)$, we calculate the boundary values $q_{i+1/2}^{L,T}$ and $q_{i-1/2}^{R,T}$ by $q_{i+1/2}^{L,T} = \tilde{q}_i^T(x_{i+1/2})$ and $q_{i-1/2}^{R,T} = \tilde{q}_i^T(x_{i-1/2})$ respectively.

To present discontinuities with different steepness, we use THINC functions with β of m -level. Unlike the high order polynomials, the THINC function can realize non-oscillatory as well as less-dissipative reconstructions for discontinuities. A THINC reconstruction function $\tilde{q}_i^{T,k}(x)$ with β_k gives the reconstructed values $q_{i+1/2}^{L,T,k}$ and $q_{i-1/2}^{R,T,k}$ ($k = 1, 2, \dots, m$). We will use m up to three in present study.

3.2. The BVD-CD algorithm

In the $P_n T_m - \text{BVD} - \text{CD}$ schemes, reconstruction values are determined from the candidate interpolants with k -stage ($k = m + 1$) BVD-CD algorithm so as to minimize the jumps at cell boundaries as small as possible. We denote the reconstruction values at the cell boundary $i + 1/2$ after the k -th stage BVD-CD as $q_{i+1/2}^{L,<k>}$ and $q_{i+1/2}^{R,<k>}$.

The k -stage ($k = m + 1$) BVD-CD algorithm is formulated as follows.

(I): Initial stage ($k = 0$):

(I-I) As the first step, use the high-order upwind scheme as the base reconstruction scheme and initialize the reconstructed function as $\tilde{q}_i^{<0>}(x) = \tilde{q}_i^{Pn(x)}$.

(II) Limiting process at the intermediate BVD-CD stage ($k = 1, \dots, m - 1$):

(II-I) Set $\tilde{q}_i^{<k>}(x) = \tilde{q}_i^{<k-1>}(x)$

(II-II) Calculate the TBV values for target cell \mathcal{I}_i from the reconstruction of $\tilde{q}_i^{<k>}(x)$

$$TBV_i^{<k>} = \left| q_{i-1/2}^{L,<k>} - q_{i-1/2}^{R,<k>} \right| + \left| q_{i+1/2}^{L,<k>} - q_{i+1/2}^{R,<k>} \right| \tag{17}$$

and from the THINC function $\tilde{q}_i^{Tk}(x)$ with a steepness β_k as

$$TBV_i^{Tk} = |q_{i-1/2}^{L,Tk} - q_{i-1/2}^{R,Tk}| + |q_{i+1/2}^{L,Tk} - q_{i+1/2}^{R,Tk}|. \quad (18)$$

(II-III) Modify the reconstruction function for cells $i-1$, i and $i+1$ according to the following BVD algorithm

$$\tilde{q}_j^{<k>}(x) = \tilde{q}_i^{Tk}(x), \quad j = i-1, i, i+1; \quad \text{if } TBV_i^{Tk} < TBV_i^{<k>}. \quad (19)$$

(II-IV) Compute the reconstructed values on the left-side of $x_{i+\frac{1}{2}}$ and the right-side of $x_{i-\frac{1}{2}}$ respectively by

$$q_{i+\frac{1}{2}}^{L,<k>} = \tilde{q}_i^{<k>}(x_{i+\frac{1}{2}}) \quad \text{and} \quad q_{i-\frac{1}{2}}^{R,<k>} = \tilde{q}_i^{<k>}(x_{i-\frac{1}{2}}). \quad (20)$$

(III) The dissipation control process at BVD-CD stage ($k = m$):

Given the reconstruction values from the above stage $m-1$, for each cell boundary $i+\frac{1}{2}$ modify the reconstruction values as

$$\begin{cases} q_{i+\frac{1}{2}}^{L,<k>} = \lambda q_{i+\frac{1}{2}}^{L,Pn} + (1.0 - \lambda) q_{i+\frac{1}{2}}^{R,Pn}; \\ q_{i+\frac{1}{2}}^{R,<k>} = \lambda q_{i+\frac{1}{2}}^{R,Pn} + (1.0 - \lambda) q_{i+\frac{1}{2}}^{L,Pn}; \end{cases} \quad \text{if } q_{i+\frac{1}{2}}^{L,<m-1>} = q_{i+\frac{1}{2}}^{L,Pn} \quad \text{and} \quad q_{i+\frac{1}{2}}^{R,<m-1>} = q_{i+\frac{1}{2}}^{R,Pn} \quad (21)$$

(IV) The large scale discontinuity sharpening process at the final BVD-CD stage ($k = m + 1$):

(III-I) Given the reconstruction values from the above stage m , compute the TBV using the reconstructed cell boundary values from previous stage by

$$TBV_i^{<m>} = |q_{i-1/2}^{L,<m>} - q_{i-1/2}^{R,<m>}| + |q_{i+1/2}^{L,<m>} - q_{i+1/2}^{R,<m>}|, \quad (22)$$

and the TBV for THINC function of β_m by

$$TBV_i^{Tm} = |q_{i-1/2}^{L,Tm} - q_{i-1/2}^{R,Tm}| + |q_{i+1/2}^{L,Tm} - q_{i+1/2}^{R,Tm}|. \quad (23)$$

(III-II) Determine the final reconstruction function for cell I_i using the BVD algorithm as

$$\tilde{q}_i^{<m+1>}(x) = \begin{cases} \tilde{q}_i^{Tm}; & \text{if } TBV_i^{Tm} < TBV_i^{<m>}, \\ \tilde{q}_i^{<m>}; & \text{otherwise} \end{cases}. \quad (24)$$

(III-III) Compute the reconstructed values on the left-side of $x_{i+\frac{1}{2}}$ and the right-side of $x_{i-\frac{1}{2}}$ respectively by

$$q_{i+\frac{1}{2}}^L = \tilde{q}_i^{<m+1>}(x_{i+\frac{1}{2}}) \quad \text{and} \quad q_{i-\frac{1}{2}}^R = \tilde{q}_i^{<m+1>}(x_{i-\frac{1}{2}}). \quad (25)$$

Remark 1. With λ decreased from 1.0 to 0.5, the interpolation becomes more centralized. With this parameter, the dissipation property can be effectively controlled between high order upwind scheme and non-dissipative central scheme.

Remark 2. The controllable dissipation is believed to work for solving under-resolved small-scale turbulence in ILES, where controllable numerical dissipation can be used in replace of the explicit sub-grid scale (SGS) model. With $\lambda = 0.5$, $n + 2$ order non-dissipative central interpolation can be recovered, which is believed to work for solving resolvable small-scale in DNS or ELES.

Remark 3. As shown in numerical tests, the BVD-CD algorithm can solve large-scale discontinuities with non-essential oscillation property and reproduce sharp discontinuous solution.

In this study we first propose schemes with $\lambda = 0.5$ and test sixth order scheme with $P_4T_2 - BVD - CD$, eighth order scheme with $P_6T_3 - BVD - CD$ and tenth order scheme with $P_8T_3 - BVD - CD$. According to previous study in [41], in all tests of the present study we use $\beta_1 = 1.1$ and $\beta_2 = 1.6$ for $P_4T_2 - BVD - CD$, and $\beta_1 = 1.2$, $\beta_2 = 1.1$ and $\beta_3 = 1.6$ for $P_nT_3 - BVD - CD$ ($n = 6, 8$) schemes. As well known, the high speed compressible flow is challenging for very low-dissipation schemes. Thus we mainly test the central scheme with $\lambda = 0.5$ to show the performance of the proposed scheme. The proposed scheme will also be tested with ILES approach.

4. Numerical experiments

In this section, we verify the performance of proposed $P_nT_m - BVD - CD$ schemes in simulating in both Euler and NS equations. We choose an extreme case with $\lambda = 0.5$ which recovers to central scheme for smooth region. We will test the scheme with $\lambda = 0.5$ through non-broadband 1D and 2D Euler equations containing discontinuities. Then the simulation results of NS equations including broadband compressible turbulence problems will be given through ILES approach. Numerical results are compared with high order mapped WENO (WENOM) [50] schemes or a very recent upwind-central WENO scheme [16]. For the time scheme, $n + 1$ order linear strong-stability-preserving Runge-Kutta algorithms developed in [51] are used. The CFL number 0.4 is used in our tests unless specifically noted.

4.1. Spectral property

The approximate dispersion relation (ADR) method described in [52] is applied to study the spectral property of the proposed scheme. The numerical dissipation property of the ninth order linear upwind schemes, WENOM and proposed $P_nT_m - BVD - CD$ schemes are shown in Fig. 1. It is obvious that there is inherent numerical dissipation in upwind-biased schemes despite of very high order. Moreover, the spectral property of ninth order WENOM schemes is inferior to the same order linear scheme for high wavenumber regime. These discrepancies are partly caused by WENO non-linear adaptation which may regard high wavenumber waves as discontinuities. It is noteworthy that despite of having developed more accurate WENO schemes in recent year, to recover the upwind-biased scheme in whole wavenumber regime hasn't been fully solved through WENO methodology. On the contrary, through newly devised BVD-CD processes the proposed schemes almost realize the non-dissipative property for all wavenumbers. Although it can be observed that there is still very small numerical dissipation in high wavenumber region for the sixth order scheme, the proposed eighth order and tenth order schemes retrieve corresponding non-dissipative high

order central schemes. In following sections, we will show that the proposed schemes are also accurate and robust for shock capturing even with such non-dissipative central scheme for smooth regions.

In Fig. 2, the dispersion property of proposed schemes are presented by plotting the real parts of modified wavenumbers. All proposed schemes show the almost same dispersion property as their corresponding high order central schemes. Moreover, the dispersion properties of proposed schemes surpass those of very high order WENOM schemes especially in high wavenumber regions.

In a summary, the proposed schemes are almost able to retrieve the non-dissipative central schemes for all resolvable wavenumbers in smooth region, which are important for simulating turbulence involving broadband flow structures through DNS or ELES. It can be expected that by adjusting parameter λ , dissipation property of proposed schemes can be exactly controlled between central scheme and their underlying upwind schemes. It is also noted that the dispersion property has been improved as order increased. To further improve the dispersion property which is also important for turbulence flow, optimization processes of dissipation and dispersion [28, 29] or compact schemes [53, 54] will be considered to construct low-dissipation schemes in our future work.

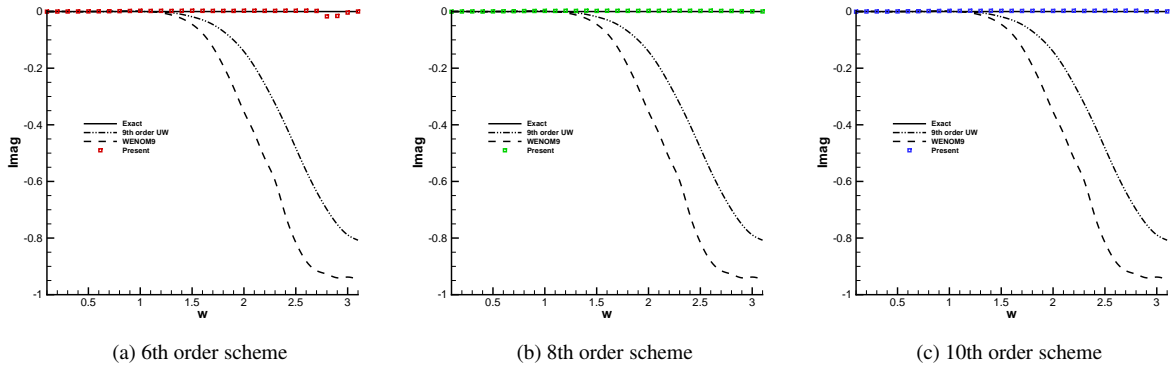


Figure 1: Approximate dissipation properties for different schemes are analyzed by imaginary parts of modified wavenumber. Comparisons among linear upwind schemes, WENOM and proposed $P_n T_m - BVD - CD$ schemes.

4.2. Accuracy test for advection of one-dimensional sine wave

The convergence rate of the proposed $P_n T_m - BVD - CD$ schemes is studied with an advection test of smooth profile on gradually refined grids. The initial smooth distribution was given by

$$q(x) = \sin(2\pi x), \quad x \in [-1, 1]. \quad (26)$$

We ran the computation for one period (at $t = 2.0$) and summarized the numerical errors and the convergence rates for $P_n T_m - BVD - CD$ schemes in Table 1. As expected, the proposed $P_n T_m - BVD - CD$ schemes achieved $n + 2$ th order convergence rates when grid elements were gradually refined. Compared with our previous work [41], the L_1 and L_∞ errors have been significantly reduced through newly designed dissipation control processes and the convergence rate has been improved to one order higher. It can also be verified easily that the L_1 and L_∞ errors from the proposed

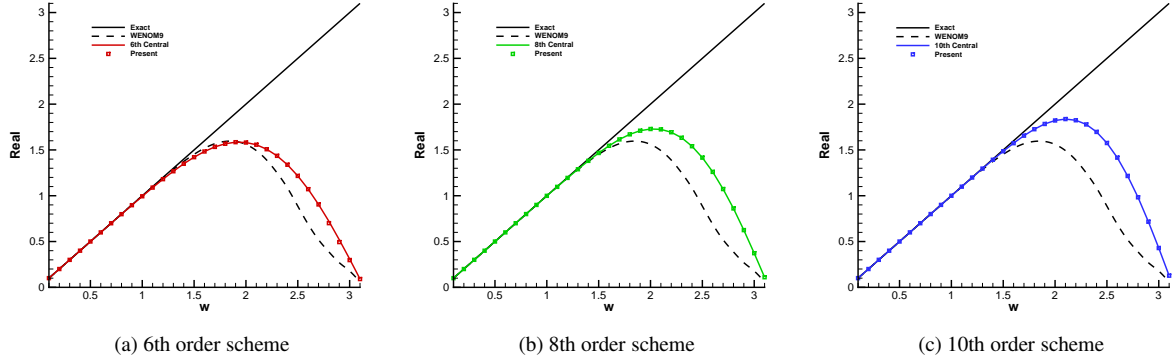


Figure 2: Approximate dispersion property for different schemes are analyzed by real parts of modified wavenumber. Comparisons among central schemes, WENO5 and $P_n T_m - BVD - CD$ schemes.

Table 1: Numerical errors and convergence rate for linear advection test. Results are computed by the proposed $P_n T_m - BVD - CD$ schemes.

Schemes	Mesh	L_1 errors	L_1 order	L_∞ errors	L_∞ order
$P_4 T_2 - BVD - CD$	20	3.099×10^{-3}		4.788×10^{-3}	
	40	5.389×10^{-5}	5.85	8.327×10^{-5}	5.85
	80	8.543×10^{-7}	5.98	1.336×10^{-6}	5.96
	160	1.340×10^{-8}	5.99	2.102×10^{-8}	5.99
$P_6 T_3 - BVD - CD$	20	2.634×10^{-4}		4.070×10^{-4}	
	40	1.173×10^{-6}	7.81	1.812×10^{-6}	7.81
	80	4.675×10^{-9}	7.97	7.313×10^{-9}	7.95
	160	1.835×10^{-11}	7.99	2.880×10^{-11}	7.99
$P_8 T_3 - BVD - CD$	20	2.290×10^{-5}		3.538×10^{-5}	
	40	2.610×10^{-8}	9.77	4.033×10^{-8}	9.78
	80	2.616×10^{-11}	9.96	4.093×10^{-11}	9.94
	160	2.547×10^{-14}	10.00	4.374×10^{-14}	9.87

schemes are exactly same as those calculated by $n + 2$ th order central schemes, which is in line with the conclusion from the spectral property analysis in the previous section.

4.3. Accuracy test for advection of a smooth profile containing critical points

Initial distributions containing critical points are more challenging for numerical schemes to distinguish smooth and truly discontinuous profiles. For example, at critical points where the high order derivatives do not simultaneously vanish, WENO-type schemes may not reach their formal order of accuracy. In this test, the initial condition is given following the work [50] by

$$q(x) = \sin\left(\pi x - \frac{\sin(\pi x)}{\pi}\right), \quad x \in [-1, 1]. \quad (27)$$

The computation was conducted for four periods ($t = 8$). We summarize the numerical errors L_1 and L_∞ of the proposed scheme in Table 2. As shown in results, the proposed algorithm keeps the expected convergence rate even for solution containing critical points. This test verifies again the smooth and discontinuous solutions can be effectively distinguished by the BVD-CD algorithm.

Table 2: Numerical errors and convergence rate for advection of a smooth profile containing critical points. Results are calculated by the proposed schemes.

Schemes	Mesh	L_1 errors	L_1 order	L_∞ errors	L_∞ order
P_4T_2 -BVD-CD	20	3.309×10^{-3}		7.759×10^{-3}	
	40	4.805×10^{-5}	6.11	1.542×10^{-4}	5.65
	80	7.823×10^{-7}	5.94	2.554×10^{-6}	5.92
	160	1.230×10^{-8}	5.99	4.052×10^{-8}	5.98
P_6T_3 -BVD-CD	20	4.528×10^{-4}		1.299×10^{-3}	
	40	2.242×10^{-6}	7.66	7.337×10^{-6}	7.47
	80	9.401×10^{-9}	7.90	3.172×10^{-8}	7.85
	160	3.935×10^{-11}	7.90	1.303×10^{-10}	7.93
P_8T_3 -BVD-CD	20	9.775×10^{-5}		2.888×10^{-4}	
	40	1.389×10^{-7}	9.46	4.748×10^{-7}	9.25
	80	1.450×10^{-10}	9.90	5.425×10^{-10}	9.77
	160	1.710×10^{-13}	9.73	6.899×10^{-13}	9.62

4.4. Advection of complex waves

Shock capturing schemes should be able to solve profiles of different smoothness with high resolutions as well as without numerical oscillations. In this subsection, we simulated the propagation of a complex wave [7]. The initial profile contains both discontinuities and smooth regions with different smoothness, which is given by

$$q(x) = \begin{cases} \frac{1}{6} [G(x, \beta, z - \delta) + G(x, \beta, z + \delta) + 4G(x, \beta, z)] & \text{if } |x + 0.7| \leq 0.1, \\ 1 & \text{if } |x + 0.3| \leq 0.1, \\ 1 - |10(x - 0.1)| & \text{if } |x - 0.1| \leq 0.1, \\ \frac{1}{6} [F(x, \alpha, a - \delta) + F(x, \alpha, a + \delta) + 4F(x, \alpha, a)] & \text{if } |x - 0.5| \leq 0.1, \\ 0 & \text{otherwise,} \end{cases} \quad (28)$$

where functions F and G are defined as

$$G(x, \beta, z) = \exp[-\beta(x - z)^2], \quad F(x, \alpha, a) = \sqrt{\max[1 - \alpha^2(x - a)^2, 0]}, \quad (29)$$

and the coefficients are

$$a = 0.5, \quad z = 0.7, \quad \delta = 0.005, \quad \alpha = 10.0, \quad \beta = \log_2(36\delta^2). \quad (30)$$

The computation was carried out for one period at $t = 2.0$ with a 200-cell mesh. The results calculated by the P_nT_m -BVD-CD schemes with different order were presented in Fig. 3. It can be seen that all of schemes are essentially oscillation free and capture sharper discontinuities, which is important to solve shear layer, contact plan and material interface with high fidelity. With polynomial degree increased, the extreme points of the initial profile are better resolved. Compared with upwind-biased scheme [41], the central scheme shows advantageous in solving extremes. It is also noteworthy that P_nT_m -BVD-CD schemes produce almost same results for the discontinuity which is resolved by only four cells since the BVD-CD algorithm can properly choose THINC reconstruction function across discontinuities. Compared with other central-upwind shock-capturing scheme (see the Fig. 4 in [16]), the present solution is one of best with given cell elements.

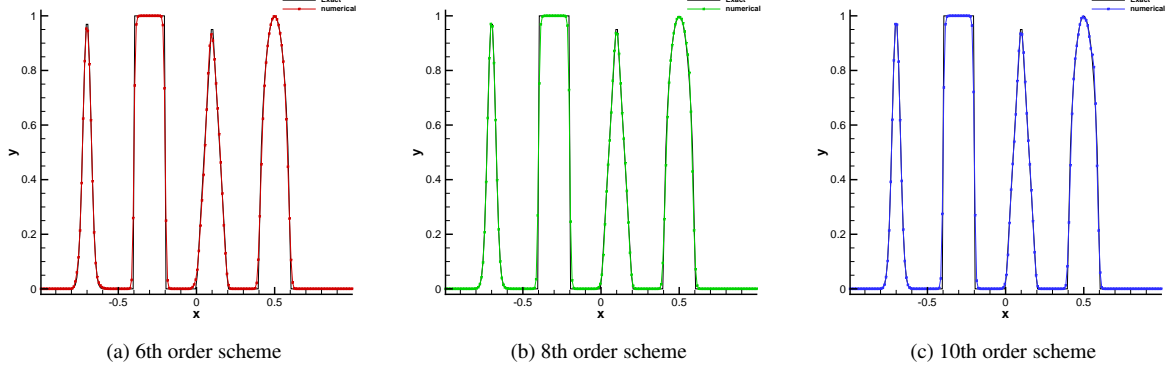


Figure 3: Numerical results for advection of complex waves. The numerical solutions at $t = 2.0$ with 200 mesh cells are presented.

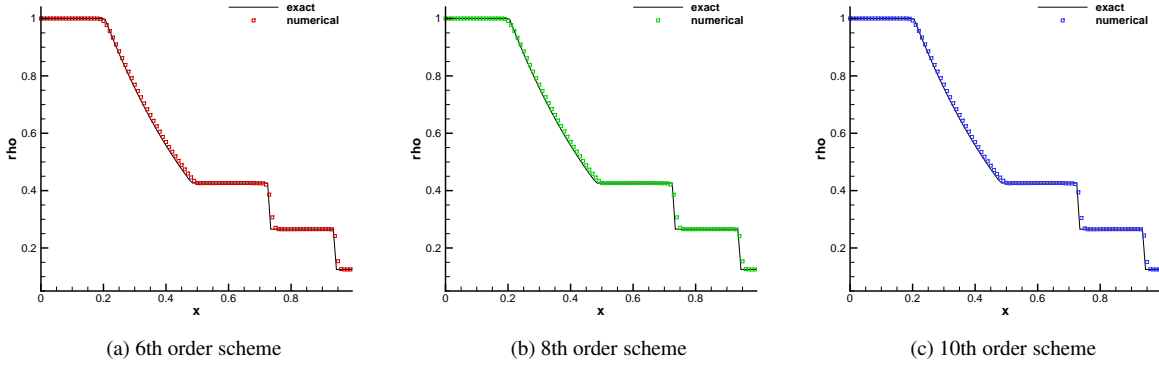


Figure 4: Numerical results of Sod's problem for density field at $t = 0.25$ with 100 cells.

4.5. Sod's problem

The Sod's problem is employed here to test the performance of present schemes in solving Euler equation. The initial distribution on computational domain $[0, 1]$ was specified as [55]

$$(\rho_0, u_0, p_0) = \begin{cases} (1, 0, 1) & 0 \leq x \leq 0.5 \\ (0.125, 0, 0.1) & \text{otherwise} \end{cases} . \quad (31)$$

The computation was carried out on a mesh of 100 uniform cells up to $t = 0.25$. The numerical results calculated from the proposed scheme were shown in Fig. 4 for density fields. We observe that $P_n T_m - BVD - CD$ schemes can solve the contact discontinuity and right moving shock waves without obvious numerical oscillations. Moreover, the contact is resolved within only two cells. As expected, $P_n T_m - BVD - CD$ schemes of different orders produce similar results across the contact because the THINC function is selected by the BVD-CD algorithm.

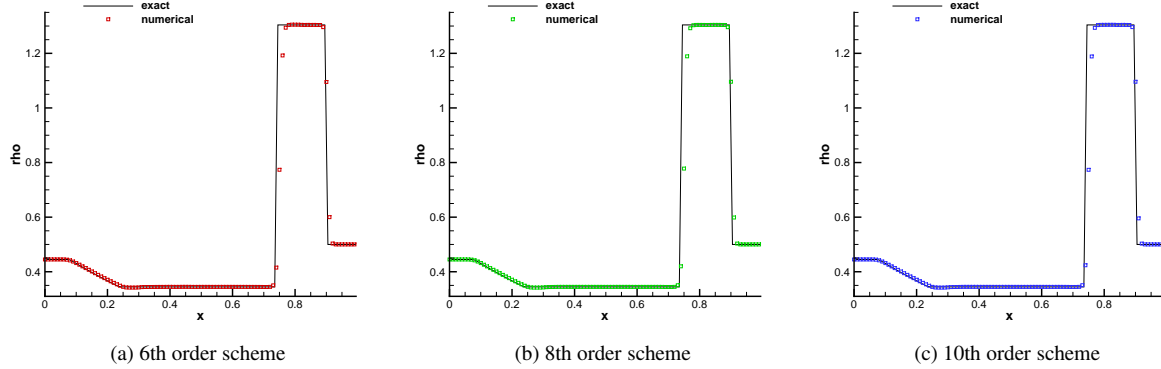


Figure 5: Numerical results of Lax's problem for density field at time $t = 0.16$ with 100 cells.

4.6. Lax's problem

We solve the Lax problem [6] which contains relatively strong shock in this subsection. The initial condition is given by

$$(\rho_0, u_0, p_0) = \begin{cases} (0.445, 0.698, 3.528) & 0 \leq x \leq 0.5 \\ (0.5, 0.0, 0.571) & \text{otherwise} \end{cases}. \quad (32)$$

With the same number of cells as in the previous test case, we got the numerical results at $t = 0.16$. The density field is plotted presented in Fig. 5. The proposed $P_n T_m - BVD - CD$ schemes solve sharp contact and shock waves without numerical oscillation. Compared with one of recently developed central-upwind schemes (Fig. 9 in [16]), the current scheme produces less oscillatory and less diffusive results.

4.7. Strong Lax's problem

Dealing with high Mach number flow involving strong shock is very challenging for low-dissipative schemes. Here another Lax's problem with strong discontinuities is used to test the robustness of different schemes on shock capturing. The initial condition is prescribed as

$$(\rho_0, u_0, p_0) = \begin{cases} (1.0, 0.0, 1000.0), & 0 \leq x \leq 0.5 \\ (1.0, 0.0, 0.01), & \text{otherwise} \end{cases}. \quad (33)$$

With initial high pressure ratio, a right-moving Mach 198 shock and a contact is generated. The computation lasts until time $t = 0.012$ with 200 cell elements. The numerical solutions from different schemes for density field are plotted in Fig. 6. The zoomed regions between contact and strong shock are also presented in the figure. We compare $n + 2$ order $P_n T_m - BVD - CD$ with $n + 1$ order WENOM schemes. With increased order, the WENO scheme produces obvious overshooting and numerical oscillations. However, $P_n T_m - BVD - CD$ schemes give more faithful solution with reduced dissipation and suppressed overshooting. This test shows the proposed scheme is able to capture strong shock robustly even though it recovers to central scheme in smooth region.

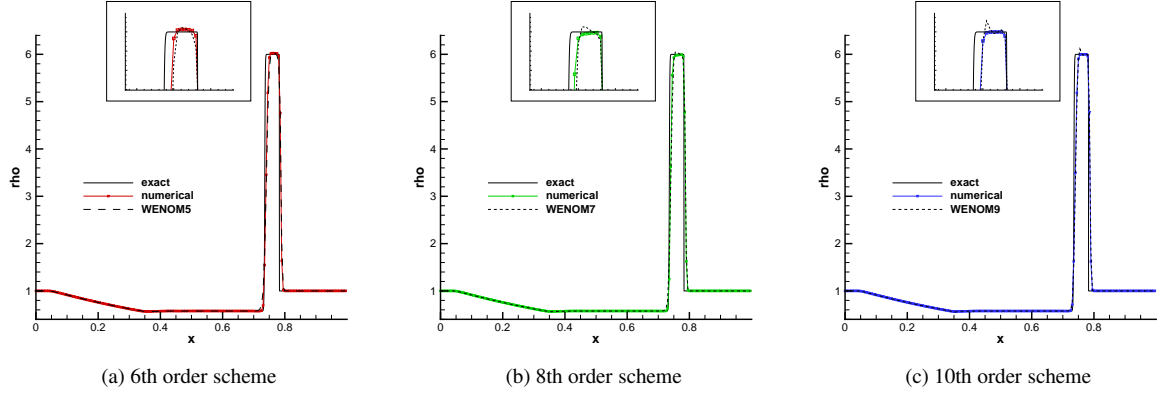


Figure 6: Numerical results of strong Lax's problem with Mach 198 for density field at time $t = 0.012$ with 200 cells. Comparisons are made between WENOM and $P_n T_m - BVD - CD$ at the same order.

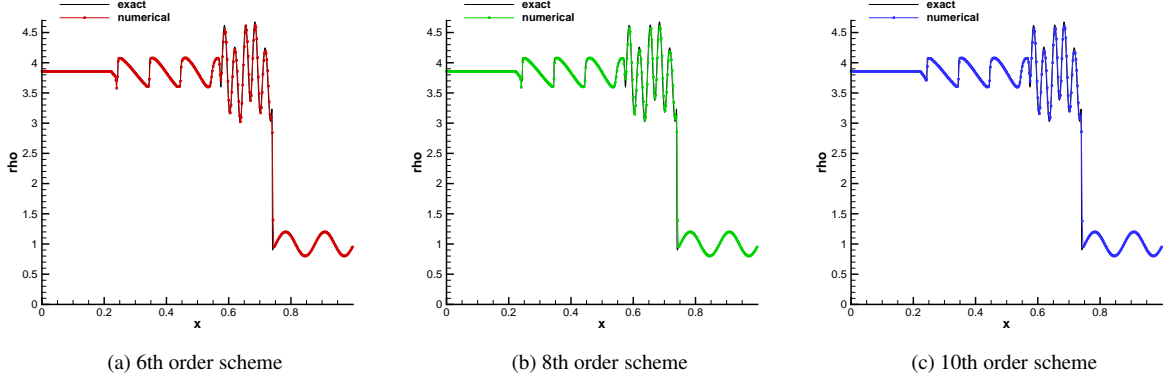


Figure 7: Numerical results of shock-density wave interaction problem at $t = 0.18$ computed on 400 mesh elements.

4.8. Shock density wave interaction problem

A Mach 4 shock wave interacting with a density disturbance is simulated with proposed schemes. The initial condition is set as

$$(\rho_0, u_0, p_0) = \begin{cases} (3.857148, 2.629369, 10.333333), & \text{if } 0 \leq x \leq 0.1, \\ (1 + 0.2 \sin(50x - 25), 0, 1), & \text{otherwise.} \end{cases} \quad (34)$$

The numerical solutions at $t = 0.18$ computed on 400 mesh elements are shown in Fig. 7, where the reference solution plotted by the solid line is computed by the classical 5th-order WENO scheme with 2000 mesh cells. The results show the proposed schemes are able to solve problem containing shocks and complex smooth flow features.

The advantage of introducing central flux is further demonstrated through another shock-density interaction problem involving waves of higher wavenumber. Similar to [56], the initial condition is specified as

$$(\rho_0, u_0, p_0) = \begin{cases} (1.515695, 0.523346, 1.805), & \text{if } x \leq -4.5, \\ (1 + 0.1 \sin(12\pi x), 0, 1), & \text{otherwise.} \end{cases} \quad (35)$$

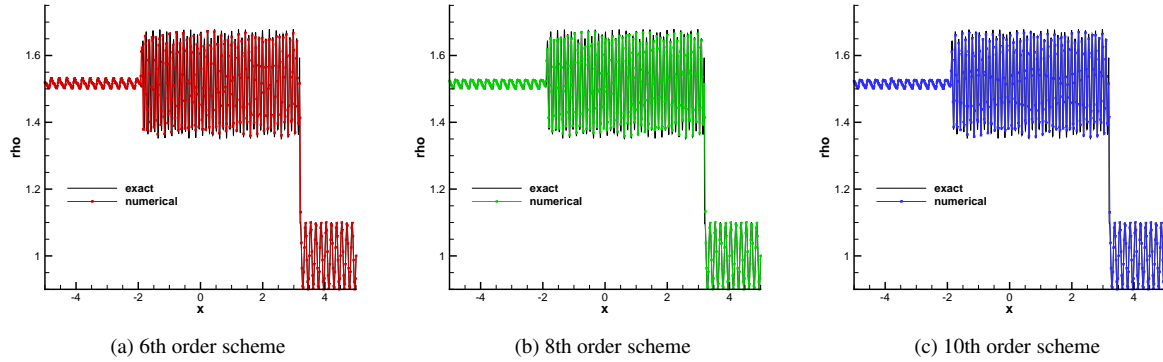


Figure 8: Numerical results of another shock-density wave interaction problem involving high wavenumber waves. Numerical results at time $t = 5.0$ on 500 mesh elements are presented.

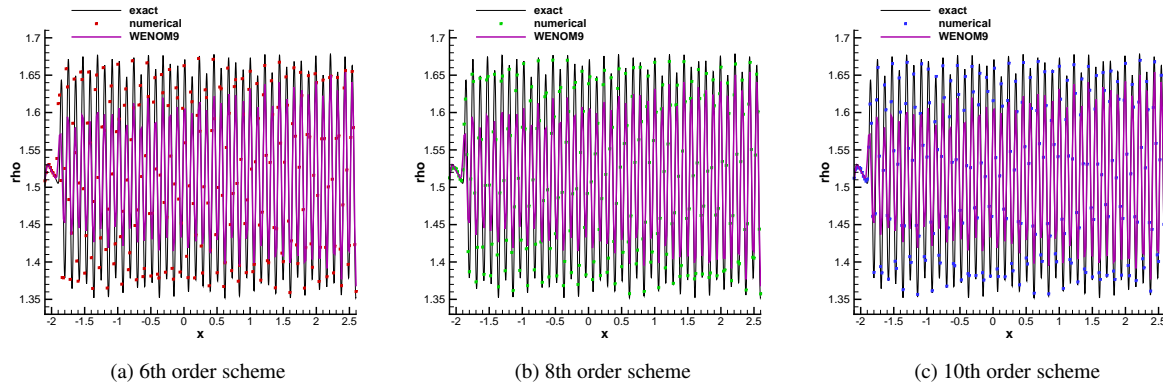


Figure 9: A zoomed region of the Fig. 8. Comparisons were made between the $P_n T_m - BVD - CD$ and the ninth order WENOM scheme.

The computation was carried out up to $t = 5.0$ with 500 cells in a computational domain of $[-5.0, 5.0]$. The numerical solutions are shown in Fig. 8. It can be seen that the proposed schemes are able to resolve the complex structures involving shock and waves of high wavenumber with a relatively coarse mesh. The performance of the proposed schemes is further illustrated through comparing with the 9th order WENOM scheme in the Fig. 9 which presents a zoomed region for density perturbation. The results clearly show that the upwind-biased WENOM scheme is dissipative despite of its high order. On the contrary, the proposed scheme can capture the peak of waves through introducing non-dissipative central flux. In a summary, these 1D tests verify $P_n T_m - BVD - CD$ schemes with $\lambda = 0.5$ are able to resolve small-scale structures such as density perturbation of high wavenumbers. Also, the proposed schemes can solve discontinuous large-scale structures without producing obvious numerical oscillations.

4.9. 2D viscous shock tube

In this test, we employ 2D viscous shock tube to verify the performance of the proposed scheme in simulating unsteady viscous flows. The initial condition is set in a computational domain of $[0, 1] \times [0, 0.5]$ as

$$(\rho_0, u_0, v_0, p_0) = \begin{cases} (120, 0, 0, \frac{120}{\gamma}), & \text{if } x \leq 0.5, \\ (1.2, 0, 0, \frac{1.2}{\gamma}), & \text{otherwise.} \end{cases} \quad (36)$$

The Prandtl number is $Pr = 0.72$ and Reynolds number is $Re = 1000$. The computation was conducted with a mesh spacing of $\Delta x = \Delta y = 0.001$. A symmetric boundary condition is used on the top boundary. Non-slip adiabatic boundary is imposed at solid wall. A right-moving Mach 2.37 shock followed by a contact discontinuity will be created with this shock tube condition. The interaction between shock and the horizontal wall generates a thin boundary layer. After shock reflection on the right wall, the solution will develop complex interaction among shock, shear layer and boundary layer. The simulation results of density contour are presented in the Fig. 10. The result computed by the high order WENOM scheme is also included for comparison purpose. The simulation results show that the proposed $P_n T_m - BVD - CD$ schemes resolve the delicate structures produced by interaction between shock and boundary layer. The resolved structure of the primary vortex agrees well with the DNS result shown in the Fig. 5(a) of [64]. However, the primary vortex solved by the high order WENOM scheme is similar to the diffusive result in the Fig. 5(d) of [64]. Compared with upwind-biased high order WENOM scheme, the $P_n T_m - BVD - CD$ schemes are more preferable for DNS of compressible turbulence flow.

4.10. ILES of compressible isotropic turbulence

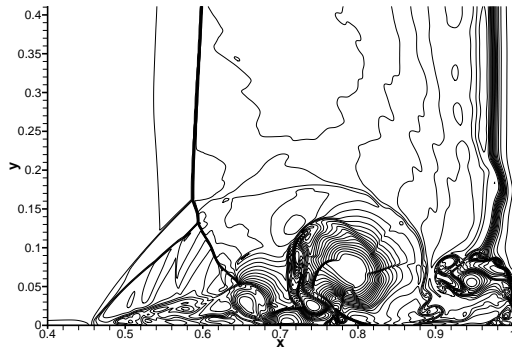
In this subsection, we simulate the decaying compressible isotropic turbulence with eddy shocklets [8] through the ILES approach. In this problem, if a sufficiently high turbulent Mach number is provided weak shock waves will develop from the turbulent motions. Thus the coexist of shock waves and turbulence requires the shock-capturing scheme should be able to simultaneously handle shocklets and broadband turbulence motion. The computational domain is a cubic volume of side length $2\pi L$ with periodic boundary condition. The initial condition consists of a random isotropic velocity field velocity fluctuations satisfying a prescribed energy spectrum as

$$E_k = u_{rms,0}^2 16 \sqrt{\frac{2}{\pi}} \frac{k^4}{k_0^5} \exp\left(-\frac{2k^2}{k_0^2}\right) \quad (37)$$

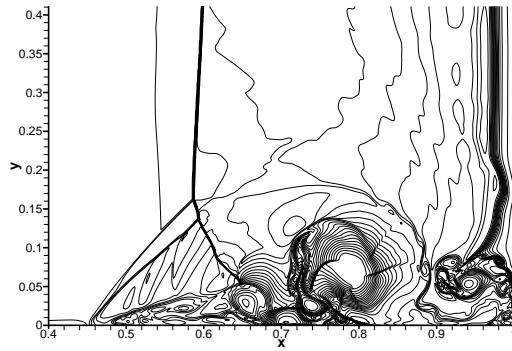
where $u_{rms,0}$ is the root mean square turbulence intensity and the wavenumber $k_0 = 4$. The initial turbulent Mach number and Taylor-scale Reynolds number are defined as

$$M_{t,0} = \sqrt{3} u_{rms,0} / c_0, \quad Re_{\sigma,0} = \rho_0 u_{rms,0} \sigma_0 / \mu_0 \quad (38)$$

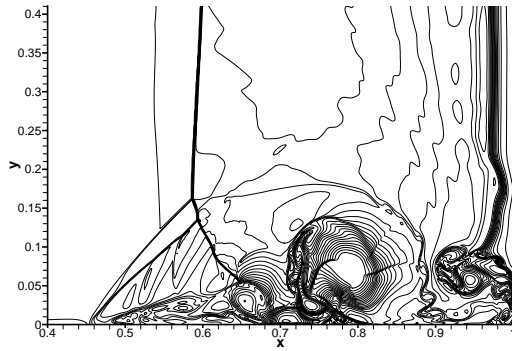
where $\sigma_0 = \frac{2}{k_0}$ and μ_0 is initial dynamic viscosity based on the initial temperature T_0 . The power law is used to calculate the viscosity. Initially, the constant density and pressure are prescribed with $M_{t,0} = 0.6$ and $Re_{\sigma,0} = 100$. The problem is solved till a final time of $t/\tau = 4$ where $\tau = \sigma / u_{rms,0}$ is the turbulent time scale.




(a) P_4T_2 -BVD-CD



(b) P_6T_3 -BVD-CD



(c) P_8T_3 -BVD-CD



(d) 9th order WENO

Figure 10: Simulation results at $t = 1.0$ for 2D viscous shock tube with $Re=1000$. 21 contour levels between 20 and 120 are plotted. Comparisons were made between the P_nT_m -BVD-CD and high order WENO scheme. The computation was conducted with a mesh spacing of $\Delta x = \Delta y = 0.001$.

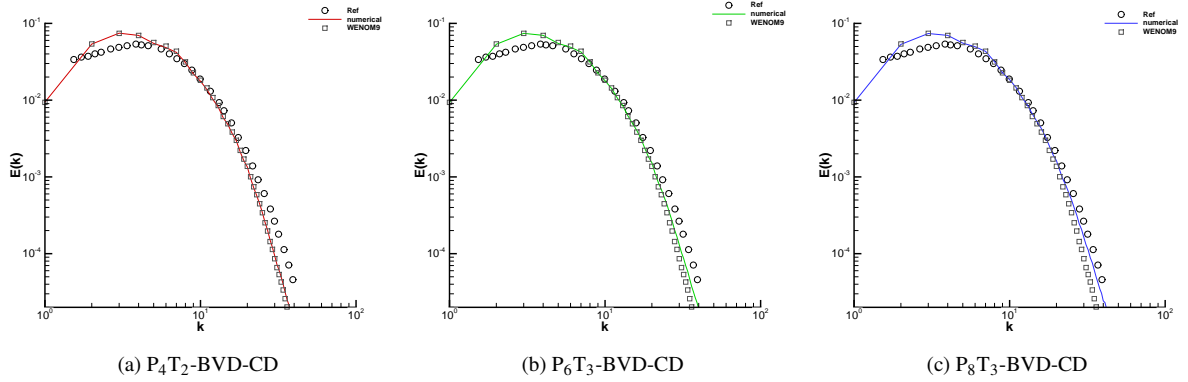


Figure 11: ILES of compressible isotropic turbulence. Velocity spectra at $t/\tau = 4$ is presented. Comparisons were made between P_nT_m -BVD-CD and WENOM schemes on 64^3 grids. The $\lambda = 0.75$ is used for under-resolved ILES.

We first calculate the decaying compressible isotropic turbulence with a coarse mesh of 64^3 cells. With the coarse mesh, the turbulent model such as LES is required to simulate the under-resolved turbulent structure. In our simulation, the dissipation controllable P_nT_m -BVD-CD schemes with $\lambda = 0.75$ are employed to conduct ILES. The additional dissipation is used for ILES purpose. The numerical results for the velocity spectrum at $t/\tau = 4$ are presented in Fig. 11 where the ILES conducted by ninth order WENOM scheme and the DNS result from [8] are also included. It is obvious that P_nT_m -BVD-CD schemes of different order produce more accurate results than the ninth order WENOM scheme. As order increasing, P_8T_3 -BVD-CD obtains results close to the DNS result. Thus, the numerical dissipation introduced by a tunable λ can be employed to model the under-resolved scale through ILES. Compared with ninth order WENOM, the proposed P_nT_m -BVD-CD obtains more accurate results. More importantly, the numerical dissipation of the new scheme can be controlled more effectively, which allows investigation of adaptive control to improve ILES results in our future work.

Finally, we conduct the convergence test for the compressible isotropic turbulence with different parameter λ on the 128^3 mesh elements. The numerical results regarding to the velocity spectrum are presented in the Fig. 12 where schemes with added dissipation through $\lambda = 0.75$ and schemes with central flux through $\lambda = 0.5$ are tested respectively. All of results converge to the DNS result, which should be expected since there are more resolvable scales with finer mesh elements. Thus the new P_nT_m -BVD-CD schemes provide faithful solutions for the LES and DNS of compressible turbulence flow.

5. Concluding Remarks

In this work, we propose a new paradigm of dissipation-controllable, multi-scale resolving scheme, named as P_nT_m -BVD-CD, for scale-resolving simulations. The desirable properties of the proposed schemes have been verified through benchmark tests involving multi-scale flow structures. Compared with high order upwind-biased WENOM schemes or other central-upwind WENO schemes, the P_nT_m -BVD-CD schemes resolve discontinuous large-scale

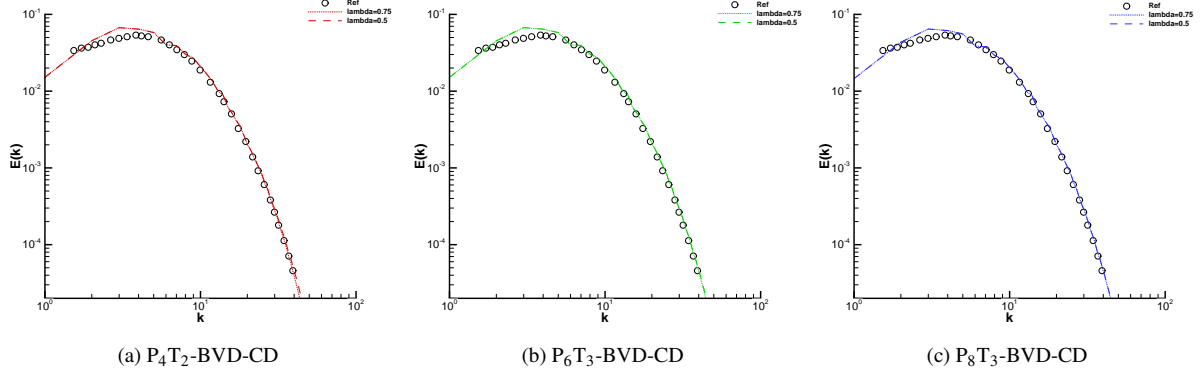


Figure 12: Convergence test for compressible isotropic turbulence problem with $P_n T_m - \text{BVD} - \text{CD}$ using different λ . 128^3 grid elements are employed. The DNS result marked by the circle is calculated with 256^3 from [8].

structures with less numerical dissipation as well as less oscillation. With the boundary variation diminishing algorithm and the newly designed dissipation-controllable algorithm, the numerical dissipation of $P_n T_m - \text{BVD} - \text{CD}$ can be effectively controlled between $n+1$ order upwind-biased scheme and non-dissipative $n+2$ order central scheme through a simple tunable parameter λ . The $n+2$ order non-dissipative central scheme can be retrieved over all wavenumber with $\lambda = 0.5$, which is preferable for solving small-scale structures in DNS. Moreover, the under-resolved small-scale can be solved with the proposed scheme through the implicit LES approach. Thus this work proposes an accurate and robust scheme for scale-resolving simulation of high speed compressible flow involving broadband turbulence and strong shock waves.

Since the dissipation can be effectively controlled by the proposed scheme, we will explore the adaptive dissipation strategy inspired by the work [65] to improve the ILES approach in our future work. The proposed methodology will also be extended to finite difference schemes, compact schemes as well as be equipped with positivity-preserving algorithm such as [66, 67].

Acknowledgment

This work was supported in part by funds from Engineering and Physical Sciences Research Council (EP/R030340/1), and National Natural Science Foundation of China (11702015).

References

References

- [1] A.W. Cook, W.H. Cabot, A high-wavenumber viscosity for high-resolution numerical methods, *J. Comput. Phys.* 195 (2004) 594-601.
- [2] A.W. Cook, Artificial properties for large-eddy simulation of compressible turbulent mixing, *Phys. Fluids* 19 (2007) 055103 .
- [3] B. Fiorina , S.K. Lele, An artificial nonlinear diffusivity method for supersonic reacting flows with shocks, *J. Comput. Phys.* 222 (2007) 246-264.
- [4] A. Harten, High resolution schemes for hyperbolic conservation laws, *J. Comput. Phys.* 49 (1983) 357-393.
- [5] A. Harten , B. Engquist , S. Osher , S. Chakravarthy, Uniformly high order accurate essentially non-oscillatory schemes III, *J. Comput. Phys.* 71 (1987) 231-323.
- [6] C.W. Shu, S. Osher, Efficient implementation of essentially non-oscillatory shock capturing schemes, *J. Comput. Phys.* 77 (1988) 439-471.
- [7] G. Jiang, C.W. Shu, Efficient implementation of weighted ENO schemes, *J. Comput. Phys.* 126(1) (1996) 202-228.
- [8] E. Johnsen, J. Larsson, A.V. Bhagatwala, et al. Assessment of high-resolution methods for numerical simulations of compressible turbulence with shock waves, *J. Comput. Phys.* 229(4) (2010) 1213-1237.
- [9] Mittal, R., Moin, P., Suitability of upwind-biased finite difference schemes for large-eddy simulation of turbulent flows. *AIAA J.* 35, 1415-1417 (1997)
- [10] Larsson, J., Lele, S.K., Moin, P., Effect of numerical dissipation on the predicted spectra for compressible turbulence. In: *Annual Research Briefs*, pp. 45-57. Center for Turbulence Research, Stanford (2007)
- [11] N.A. Adams, K. Shariff, A high-resolution hybrid compact-ENO scheme for shock-turbulence interaction problems, *J. Comput. Phys.* 127 (1996) 27-46.
- [12] S. Pirozzoli, Conservative hybrid compact-WENO schemes for shock-turbulence interaction, *J. Comput. Phys.* 178 (2002) 81-117.
- [13] Y. Ren, M. Liu, H. Zhang, A characteristic-wise hybrid compact-WENO scheme for solving hyperbolic conservation laws, *J. Comput. Phys.* 192 (2003) 365-386.
- [14] D.J. Hill, D.I. Pullin, Hybrid tuned center-difference-WENO method for large eddy simulations in the presence of strong shocks, *J. Comput. Phys.* 194 (2004) 435-450.
- [15] X.Y. Hu, Q. Wang, N.A. Adams, An adaptive central-upwind weighted essentially non-oscillatory scheme. *J. Comput. Phys.* 229 (2010), 8952-8965.
- [16] H. Cong, L. L. Chen, A new adaptively central-upwind sixth-order WENO scheme. *J. Comput. Phys.* 357, (2018) 1-15.
- [17] Z. Jiang, C. Yan, J. Yu, Hybrid central-upwind finite volume schemes for solving the Euler and Navier-Stokes equations, *Computers and Mathematics with Applications* 72(2016) 2241-2258.
- [18] Z. Jiang, C. Yan, J. Yu, Efficient methods with higher order interpolation and MOOD strategy for compressible turbulence simulations, *J. Comput. Phys.* 371 (2018) 528-550.
- [19] G. Li, J. Qiu, Hybrid weighted essentially non-oscillatory schemes with different indicators, *J. Comput. Phys.* 229 (2010), 8105-8129.
- [20] A. Henrick, T. Aslam, J. Powers, Mapped weighted essentially non-oscillatory schemes: achieving optimal order near critical points, *J. Comput. Phys.* 207 (2005) 542-567.
- [21] R. Borges , M. Carmona , B. Costa, W.S. Don, An improved weighted essentially non-oscillatory scheme for hyperbolic conservation laws, *J. Comput. Phys.* 227 (2008) 3191-3211.
- [22] Y. Shen, G. Zha, Improvement of weighted essentially non-oscillatory schemes near discontinuities, *Comput. Fluids*, 96 (2014) 1-9.
- [23] M.P. Martín, E.M. Taylor, M. Wu, V.G. Weirs, A bandwidth-optimized WENO scheme for the effective direct numerical simulation of compressible turbulence. *J. Comput. Phys.* 220 (2006) 270-289
- [24] E.M. Taylor, M. Wu, M.P. Martín, Optimization of nonlinear error for weighted essentially nonoscillatory methods in direct numerical simulations of compressible turbulence, *J. Comput. Phys.* 223 (2007) 384-397
- [25] A. Suresh , H.T. Huynh , Accurate monotonicity-preserving schemes with Runge-Kutta time stepping, *J. Comput. Phys.* 136 (1997) 83-99.
- [26] J. Fang , Z. Li , L. Lu, An optimized low-dissipation monotonicity-preserving scheme for numerical simulations of high-speed turbulent flows, *J. Sci. Comput.* 56 (2013) 67-95.
- [27] D. Ghosh, J.D. Baeder, Weighted Non-linear Compact Schemes for the Direct Numerical Simulation of Compressible, Turbulent Flows, *J. Sci. Comput.* 61 (2014) 61-89.
- [28] L. Fu , X.Y. Hu , N.A. Adams, A family of high-order targeted ENO schemes for compressible-fluid simulations, *J. Comput. Phys.* 305 (2016) 333-359.
- [29] L. Fu, A low-dissipation finite-volume method based on a new TENO shock-capturing scheme, *Comput. Phys. Commun.* 235 (2019) 25-39.
- [30] C.W. Shu, On high order accurate weighted essentially non-oscillatory and discontinuous Galerkin schemes for compressible turbulence simulations, *Philosophical Transactions of the Royal Society A*, 371 (2013) 20120172.
- [31] H. T. Huynh, Z. J. Wang, P. E. Vincent, High-Order Methods for Computational Fluid Dynamics: A Brief Review of Compact Differential Formulations on Unstructured Grids. *Comput. Fluids*, 98 (2014) 209-220.
- [32] B. Ahrabi, K. Anderson, J. Newman, An adjoint-based hp-adaptive stabilized finite-element method with shock capturing for turbulent flows, *Comput. Methods Appl. Mech. Eng.* 318 (2017) 1030-1065.
- [33] B. Xie, X. Deng, S.J. Liao, F. Xiao, High-order multi-moment finite volume method with smoothness adaptive fitting reconstruction for compressible viscous flow, *J. Comput. Phys.* 394 (2019) 559-593.
- [34] X. Deng, Z. Jiang, F. Xiao, C. Yan, Implicit large eddy simulation of compressible turbulence flow with PnTm-BVD scheme, *Appl. Math. Model.* 77 (2020) 17-31.
- [35] Z.J. Wang, R.F. Chen, Optimized weighted essentially nonoscillatory schemes for linear waves with discontinuity, *J. Comput. Phys.* 174 (2001) 381-404.
- [36] Z. Sun, Y. Ren, L. Cedric, et al. A class of finite difference schemes with low dispersion and controllable dissipation for DNS of compressible turbulence, *J. Comput. Phys.* 230 (2011) 4616-4635.

- [37] Q. Wang, Y. Ren, Z. Sun, Y. Sun, Low dispersion finite volume scheme based on reconstruction with minimized dispersion and controllable dissipation, *SCI. CHINA. PHYS. MECH.* 56 (2013) 423-431.
- [38] Z. Sun, S. Inaba, F. Xiao, Boundary variation diminishing (BVD) reconstruction: a new approach to improve Godunov schemes, *J. Comput. Phys.* 322 (2016) 309-325.
- [39] X. Deng, S. Inaba, B. Xie, K.M. Shyue, F. Xiao, High fidelity discontinuity-resolving reconstruction for compressible multiphase flows with moving interfaces, *J. Comput. Phys.* 371 (2018) 945-966.
- [40] X. Deng, Y. Shimizu, F. Xiao, A fifth-order shock capturing scheme with two-stage boundary variation diminishing algorithm, *J. Comput. Phys.* 386 (2019) 323-349.
- [41] X. Deng, Y. Shimizu, B. Xie, F. Xiao, Constructing higher order discontinuity-capturing schemes with upwind-biased interpolations and boundary variation diminishing algorithm, *Comput. Fluids*, 200 (2020) 104433.
- [42] Z. Jiang, C. Yan, J. Yu, A higher order interpolation scheme of finite volume method for compressible flow on curvilinear grids, *Communications in Computational Physics* (2020) (in press)
- [43] F.F. Grinstein, L.G. Margolin, W.J. Rider, *Implicit Large Eddy Simulation, Computing Turbulent Fluid Dynamics*, Cambridge University Press, 2007.
- [44] C. Fureby, F.F. Grinstein, Large-eddy simulation of High-Reynolds-Number free and wall-bounded flows, *J. Comput. Phys.* 181 (2002) 68-97.
- [45] D. Drikakis, M. Hahn, A. Mosedale, B. Thornber, Large eddy simulation using high-resolution and high-order methods, *Philos. Trans. R. Soc.* 367 (2009) 2985-2997.
- [46] J.R. DeBonis, Solutions of the Taylor-Green Vortex Problem Using High Resolution Explicit Finite Difference Methods, *AIAA Paper* (2014) 2013-0382.
- [47] D.S. Balsara, C.W. Shu, Monotonicity preserving WENO schemes with increasingly high-order of accuracy, *J. Comput. Phys.* 160 (2000) 405-452.
- [48] F. Xiao, S. Li, C. Chen, Revisit to the THINC scheme: a simple algebraic VOF algorithm, *J. Comput. Phys.* 230 (2011) 7086-7092.
- [49] F. Xiao, Y. Honma, T. Kono, A simple algebraic interface capturing scheme using hyperbolic tangent function, *Int. J. Numer. Methods Fluids.* 48 (2005) 1023-1040.
- [50] A.K. Henrick, T.D. Aslam, J.M. Powers, Mapped weighted essentially non-oscillatory schemes: achieving optimal order near critical points, *J. Comput. Phys.* 207 (2005) 542-567.
- [51] S. Gottlieb, L.A.J. Gottlieb, Strong stability preserving properties of Runge-Kutta time discretization methods for linear constant coefficient operators, *J. Sci. Comput.* 18 (1) (2003) 83-109.
- [52] S. Pirozzoli, On the spectral properties of shock-capturing schemes, *J. Comput. Phys.* 219 (2006) 489-497.
- [53] X. Deng, H. Zhang, Developing High-Order Weighted Compact Nonlinear Schemes, *J. Comput. Phys.* 165 (1) (2000) 22-44.
- [54] X. Liu, S. Zhang, H. Zhang, C. W. Shu, A new class of central compact schemes with spectral-like resolution II: Hybrid weighted nonlinear schemes, *J. Comput. Phys.* 284 (2015) 133-154.
- [55] G.A. Sod, A survey of several finite difference methods for systems of nonlinear hyperbolic conservation laws, *J. Comput. Phys.* 27 (1978) 1-31.
- [56] V.A. Titarev, E.F. Toro, Finite-volume WENO schemes for three-dimensional conservation laws, *J. Comput. Phys.* 201 (2004) 238-260.
- [57] C.W. Schulz-Rinne, Classification of the Riemann problem for two-dimensional gas dynamics, *SIAM J. Math. Anal.* 24 (1993) 76-88.
- [58] A. Kurganov, E. Tadmor, Solution of two-dimensional Riemann problems for gas dynamics without Riemann problem solvers, *Numer. Methods Partial Differential Equations* 18 (2002) 584-608.
- [59] M. Dumbser, O. Zanotti, R. Loubère, S. Diot, A posteriori subcell limiting of the discontinuous Galerkin finite element method for hyperbolic conservation laws, *J. Comput. Phys.* 278 (2014) 47-75.
- [60] C.Y. Jung, T.B. Nguyen, Fine structures for the solutions of the two-dimensional Riemann problems by high-order WENO schemes, *Adv. Comput. Math.* (2017) 1-28.
- [61] P. Woodward, P. Colella, The numerical simulation of two-dimensional fluid flow with strong shocks, *J. Comput. Phys.* 54 (1984) 115-173.
- [62] A. Rault, G. Chiavassa, R. Donat, Shock-vortex interactions at high Mach numbers, *J. Sci. Comput.* 19 (2003) 347-371
- [63] M. Dumbser, M. Käser, V.A. Titarev, E.F. Toro, Quadrature-free non-oscillatory finite volume schemes on unstructured meshes for nonlinear hyperbolic systems, *J. Comput. Phys.* 226 (2007) 204-243.
- [64] V. Daru, C. Tenaud, Evaluation of TVD high resolution schemes for unsteady viscous shocked flows, *Comput. Fluids*, 30 (2001) 89-113.
- [65] X. Nogueira, L. Ramirez, et al. An a posteriori-implicit turbulent model with automatic dissipation adjustment for Large Eddy Simulation of compressible flows, *Comput. Fluids*, 197 (2020) 104371.
- [66] S. Clain, S. Diot, R. Loubère, A high-order finite volume method for systems of conservation laws-multi-dimensional optimal order detection (MOOD), *J. Comput. Phys.* 230 (2011) 4028-4050.
- [67] S. Diot, S. Clain, R. Loubère, Improved detection criteria for the multi-dimensional optimal order detection (MOOD) on unstructured meshes with very high-order polynomials, *Comput. & Fluids* 64 (2012) 43-63 (2012).