

Dense output for highly oscillatory numerical solutions

F.J. Agocs,^{1,2,*} M. P. Hobson,^{1,†} W. J. Handley,^{1,2,‡} and A. N. Lasenby^{1,2,§}

¹*Astrophysics Group, Cavendish Laboratory, J. J. Thomson Avenue, Cambridge, CB3 0HE, UK*

²*Kavli Institute for Cosmology, Madingley Road, Cambridge, CB3 0HA, UK*

(Dated: July 13, 2020)

We present a method to construct a continuous extension (otherwise known as dense output) for a numerical routine in the special case of the numerical solution being a scalar-valued function exhibiting rapid oscillations. Such cases call for numerical routines that make use of the known global behaviour of the solution, one example being methods using asymptotic expansions to forecast the solution at each step of the independent variable. An example is `oscode`, numerical routine which uses the Wentzel–Kramers–Brillouin (WKB) approximation when the solution oscillates rapidly and otherwise behaves as a Runge–Kutta (RK) solver. Polynomial interpolation is not suitable for producing the solution at an arbitrary point mid-step, since efficient numerical methods based on the WKB approximation will step through multiple oscillations in a single step. Instead we construct the continuous solution by extending the numerical quadrature used in computing a WKB approximation of the solution with no additional evaluations of the differential equation or terms within, and provide an error estimate on this dense output. Finally, we draw attention to previous work on the continuous extension of Runge–Kutta formulae, and construct an extension to a RK method based on Gauss–Lobatto quadrature nodes, thus describing how to generate dense output from each of the methods underlying `oscode`.

I. INTRODUCTION

Ordinary differential equations with highly oscillatory solutions are ubiquitous in physics. Examples arise in quantum and celestial mechanics, in electrical circuits under alternating current, in the form of equations describing electromagnetic, pressure, or gravitational waves, and beyond. The efficient numerical solution of such equations requires specialised methods that can quickly traverse the rapid oscillations as conventional methods available in commonly used scientific computing libraries (such as `scipy` [1], the NAG library [2], etc.) cannot do so. If highly oscillatory equations occur in the forward-modelling phase of Bayesian inference, their numerical solution can become the computational bottleneck. An example from the authors’ field of research is inference from the Cosmic Microwave Background (CMB). The analysis of extensions of the cosmological standard model (e.g. closed universe models [3–5]) is limited by the runtime of Boltzmann codes [6, 7] that need to solve equations of the type described. It is therefore of great interest not only to develop numerical methods to solve such equations, but to make the methods robust and suitable for inclusion in mainstream numerical libraries. This requires the addition of advanced features such as dense output.

During the numerical solution of an ordinary differential equation (ODE) for an initial value problem, algorithms attempt to control the global error by adapting their stepsize - the spacing between values of the inde-

pendent variable x_i at which they naturally choose to evaluate the solution y_i [8]. The user might, however, wish to *specify* the points at which the output is evaluated, for e.g. plotting the solution, event location, or treating discontinuities. The natural steps the numerical algorithm takes may be too large for such purposes. This problem is even more apparent if the user-specified tolerance is large, the numerical method is high-order or particularly efficient, or if the solution is smooth. Artificially decreasing the steps (e.g. by integrating from one output point to the next) would be inefficient and increase computation time for a large number of outputs. One therefore relies on interpolation methods to generate an approximate solution mid-step, the process of which is referred to as dense output, and the generalisation of methods to yield dense output being termed a continuous extension of the method. Dense output should be produced with minimal computational overhead, i.e. with as few additional evaluations of the ODE as possible, and at a similar level of accuracy as that achieved at the natural steps.

Interpolation of slowly changing functions in the context of dense output is well established [8–10], and often uses (piecewise) polynomials. There are instances, however, when polynomials are not applicable, one example being when the function to be interpolated undergoes several oscillations between two points of evaluation. There are several methods available to solve ODEs with highly oscillatory solutions efficiently (see, e.g. [11–14]), which have in common that the global behaviour of the solution informs computation: they all exploit the prior knowledge that the solution is oscillatory. As a result, these algorithms may only ‘naturally’ evaluate the solution every couple of oscillations, greatly reducing the number of steps taken, and requiring a different approach to computing dense output.

* fa325@cam.ac.uk

† mph@mrao.cam.ac.uk

‡ wh260@cam.ac.uk

§ a.n.lasenby@mrao.cam.ac.uk

In this paper, we therefore present an approach that is based on identifying the slowly varying terms in the ODE from which the oscillatory solution can be constructed, and performing interpolation (based on polynomials) on these terms. More specifically, in this work we develop dense output for `oscode` [15], a numerical method based on the Wentzel–Kramers–Brillouin (WKB) approximation [16], but the methodology shown is applicable to any solver using asymptotic expansions with non-oscillatory terms. Since `oscode` uses the WKB expansion to trace the solution in its oscillatory regimes but relies on a Runge–Kutta (RK) method otherwise, we gather results from the continuous extension of RK methods and adapt an existing method due to Shampine [17] to compute dense output in the non-oscillatory regimes.

The numerical method underlying `oscode` is reviewed briefly in Section II. Section III discusses dense output from steps when `oscode` uses the WKB expansion to forecast the solution, based on the continuous extension of Gaussian quadrature. We then derive a continuous extension of `oscode`’s custom RK method in Section IV before showing examples of dense output from both the WKB and RK regimes in Section V and concluding.

Throughout this paper we reserve the word integration for the process of solving an ODE, whereas the numerical evaluation of integrals will be referred to as quadrature.

II. A WKB-BASED SOLVER

`oscode` is the implementation of a numerical method developed for the efficient solution of equations of the form

$$y'' + 2\gamma(x)y' + \omega^2(x)y = 0, \quad (1)$$

where y and x are the dependent and independent variables, respectively. This is the equation of motion of a one-dimensional, unforced, harmonic oscillator with a non-constant frequency (and damping term). Such equations are ubiquitous in physics and prove challenging to solve with conventional methods relying on a Taylor-series approximation to forecast the solution. This inspired a number of methods based on asymptotic expansions, `oscode` being one that uses the WKB expansion, which approximates the solution of (1) analytically as

$$y \sim Ae^{\sum_{i=0}^n S_i(x)}, \quad (2)$$

where the terms $S_i(x)$ can be derived recursively as

$$\begin{aligned} S_0 &= \pm i \int \omega dx, \\ S_1 &= -\frac{1}{2} \ln \omega - \int \gamma dx, \\ S_2 &= \pm i \int -\frac{1}{2} \frac{\gamma^2}{\omega} - \frac{1}{2} \frac{\gamma'}{\omega} + \frac{3}{8} \frac{\omega'^2}{\omega^3} - \frac{1}{4} \frac{\omega''}{\omega^2} dx, \\ S_3 &= \frac{1}{4} \frac{\gamma^2}{\omega^2} + \frac{1}{4} \frac{\gamma'}{\omega^2} - \frac{3}{16} \frac{\omega'^2}{\omega^4} + \frac{1}{8} \frac{\omega''}{\omega^3}, \\ &\dots, \\ S'_i &= -\frac{1}{2S'_0} \left(S''_{i-1} + 2\gamma S'_{i-1} + \sum_{j=1}^{i-1} S'_j S'_{i-j} \right). \end{aligned} \quad (3)$$

The above expansion approximates the real solution of (1) in the limit of $\omega(x)$ varying on much longer scales than $y(x)$. It is a singular, perturbative, asymptotic expansion [16], which manifests itself in the sum (2) usually being divergent. If the WKB approximation is valid in the region of interest, the successive terms in the series will each be much smaller than the previous, up until the smallest term S_n , at which the series should be truncated.

It is possible to embed the WKB approximation in a ‘stepping’ procedure and apply it locally, rather than applying it to an entire oscillatory region. First, note that due to the \pm sign in the S_0 term in (3), the WKB series yields two independent (approximate) solutions of the second order ODE (1), thus all solutions can be obtained by the linear combination of

$$\begin{aligned} f_+(x) &= e^{S_0+S_1+S_2+\dots} \quad \text{and} \\ f_-(x) &= e^{-S_0+S_1-S_2+\dots}. \end{aligned} \quad (4)$$

If y and y' are known at x , then the solution can be forecast using the WKB series at a later point $x+h$ as

$$\begin{aligned} y(x+h) &= A_+ f_+(x+h) + A_- f_-(x+h), \\ y'(x+h) &= B_+ f'_+(x+h) + B_- f'_-(x+h), \end{aligned} \quad (5)$$

where the A_{\pm} and B_{\pm} coefficients are functions of y , f_{\pm} , and their derivatives evaluated at the start of the step. Having different pairs of coefficients in the expressions for $y(x+h)$ and $y'(x+h)$ allows the phase of the WKB approximation to be reset at each step, rather than follow a single curve across steps [18].

The resulting algorithm is able to traverse many oscillations in a single step if the solution oscillates with a large, slowly changing frequency, at the cost of evaluating the numerical integrals and derivatives appearing in (3). The key to producing dense output along such steps is thus computing dense output from the slowly varying terms within the $S_i(x)$ using the well-established methods available, and constructing the solution from them at any specified point.

It is to be noted that `oscode` is able to switch to a conventional method more suited for integrating

non-oscillatory equations when necessary, its alternative method being a pair of RK formulas. In order for the algorithm to determine which of the two approximations to use, it requires two estimates of $y(x+h)$ to be evaluated at each step, one with each method. To maximise efficiency, both methods are based on the same set of evaluations of ω and γ , making the RK formula used a custom-made one rather than the highly optimal RK45 developed by Bogacki and Shampine [19], Dormand and Prince [20], etc. Due to the customised nature of the RK formula used by `oscode` and for the sake of completeness, we summarise and apply the method of developing a continuous extension to RK formulas in Section IV.

III. DENSE OUTPUT FROM THE WKB EXPANSION

To construct the solution at an arbitrary point along the length of a step at the cost of just arithmetic operations (and no extra evaluations of terms in the ODE), we first review which numerical methods are used to construct the solution at the very end of the step, and which evaluations are available upon the completion of successful steps as a result.

`oscode` uses a WKB approximation expanded up to and including the S_3 term. If a WKB step runs from x to $x+h$, the integrals in (3) will have those limits. For reasons stated in Section III A, the integrals are computed using a form of Gaussian quadrature called Gauss–Lobatto rules. The quadrature method operates with n evaluations of the integrand, two of which are always at the start and end of the step. To obtain an error estimate on the integrals, for each Gauss–Lobatto quadrature carried out with n nodes there is one computed with $n-1$ nodes, the difference between the two giving the error estimate. As it will be discussed in Section III A, Gaussian quadrature fits an interpolant to the integrand based on evaluations of the integrand at the n nodes, hence it is possible to (1) evaluate this approximate integrand at any point, and (2) evaluate the integral itself at any point mid-step. This gives dense output on the S_0, S_2 terms, their derivatives, and the second term in S_1 together with its derivative. Dense output from the derivatives of the S_i are required for constructing y' at any point.

With the strategy for obtaining dense output from the numerical integrals discussed, we turn to the various derivatives of ω and γ appearing in the WKB expansion. Since these are not available through the ODE directly, `oscode` uses the same trick RK methods are based upon: it combines evaluations of terms in the ODE (ω, γ) at various values of $x < x_i < x+h$ such that when Taylor expanded, all terms lower than, and a maximal number of terms higher than the required derivative order vanish [15, 21]. This amounts to finding the coefficients for a finite difference equation which has fixed stencil points. As discussed, computation of the Gauss–Lobatto integrals $\int \omega dx$ and $\int \gamma dx$ requires $2n-3$ intermediate eval-

uations of ω and γ per step, with `oscode` using $n=6$. These 9 evaluations in total can be used to obtain numerical derivatives sufficiently accurately at the nodes of Gauss–Lobatto integration, which can then be fit with the Gauss–Lobatto interpolant, and evaluated at arbitrary points.

A. Gaussian quadrature

The strategy behind Gaussian quadrature is to mimic the integrand $f(x)$ with a linear combination of orthogonal polynomials which have known integrals. The polynomials are chosen to best represent the integrand, different choices defining different quadrature rules. The linear combination $F(x)$ is fit to the integrand using a number of evaluations of the latter, such that they match at the abscissas $x = x_i$:

$$\lim_{x \rightarrow x_i} F(x) = f(x). \quad (6)$$

The integral then takes the form

$$\begin{aligned} \tilde{I}(f) &= \int_a^b F(s) ds = \frac{b-a}{2} \int_{-1}^1 F(s(x)) dx \\ &= \frac{b-a}{2} \sum_{i=1}^n w_i f(x_i) \end{aligned} \quad (7)$$

for a Gaussian method of n nodes, with w_i being weights of the method. Note that the integration limits have been shrunk down to $(-1, 1)$ by a linear transformation of the independent variable,

$$s = \frac{b-a}{2}x + \frac{b+a}{2}. \quad (8)$$

The abscissas and weights can be chosen such that the order of the method, which in the context of quadrature means the degree for which all polynomials are integrated exactly by (7), is much larger than n , e.g. $2n-1$ for Gauss–Legendre rules, and $2n-3$ for Gauss–Lobatto. Consequently, the remainder or error on the integral goes as a higher-order derivative of the integrand,

$$R(f) \propto f^{(m)}(\xi), \quad -1 < \xi < 1, \quad (9)$$

with $m=2n$ and $m=2n-2$ for Gauss–Legendre and Gauss–Lobatto rules, respectively. This makes Gaussian quadrature an especially attractive choice for performing the various numerical integrals appearing in the WKB approximation: if the WKB approximation is valid, the derivatives of the integrands involved will generally be small, therefore the applicability of the WKB approximation and Gaussian quadrature align well.

B. Dense output from Gauss–Lobatto integration

If the form of the interpolating polynomial $F(x)$ used by a quadrature rule is known, the numerical integral can

be carried out until an arbitrary point within the integration limits, $a < c < b$, straightforwardly. Abscissas for Gauss–Lobatto integration are chosen to be the integration limits themselves ($x = \pm 1$), and the roots of the polynomials

$$P'_{n-1}(x), \quad (10)$$

where $P_n(x)$ is the n th Legendre polynomial. The orthogonal polynomials associated with this quadrature rule then have to be

$$(1 - x^2)P'_{n-1}(x), \quad (11)$$

From this, the interpolation polynomial can be uniquely constructed as

$$\begin{aligned} F(x) = & \frac{(1 - x^2)P'_{n-1}(x)}{2P'_{n-1}(-1)(1 + x)} f(-1) \\ & + \frac{(1 - x^2)P'_{n-1}(x)}{2P'_{n-1}(1)(1 - x)} f(1) \\ & + \sum_{i=2}^{n-2} \frac{(1 - x^2)P'_{n-1}(x)}{P''_{n-1}(x_i)(1 - x_i^2)(x - x_i)} f(x_i) \end{aligned} \quad (12)$$

Using l'Hôpital's rule one can verify that this indeed reduces to $f(x_i)$ in the limit $x \rightarrow x_i$.

In the continuous extension of this method, the weights w_i become position-dependent. If we wish to evaluate the solution at $x = c$, with $a < c < b$, we need to integrate (12) up until that point,

$$\begin{aligned} \tilde{I}(f, c) = \int_a^c F(s) ds &= \frac{b - a}{2} \int_{-1}^{\tilde{c}} F(s(x)) dx \\ &= \frac{b - a}{2} \sum_{i=1}^n w_i(\tilde{c}) f(x_i), \end{aligned} \quad (13)$$

where the weights are given by

$$w_1(\tilde{c}) = \frac{1}{2P'_{n-1}(-1)} \int_{-1}^{\tilde{c}} (1 - x)P'_{n-1}(x) dx, \quad (14)$$

$$w_i(\tilde{c}) = \frac{1}{2P''_{n-1}(x_i)(1 - x_i^2)} \int_{-1}^{\tilde{c}} \frac{(1 - x^2)P'_{n-1}(x)}{x - x_i} dx, \quad (15)$$

$$w_n(\tilde{c}) = \frac{1}{2P'_{n-1}(1)} \int_{-1}^{\tilde{c}} (1 + x)P'_{n-1}(x) dx \quad (16)$$

with $2 \geq i \geq n - 1$.

C. Error bound on dense output from Gauss–Lobatto integration

In Section III A we claimed that the remainder of Gauss–Lobatto quadrature is proportional to $f^{(2n-2)}$, where $f(x)$ is the integrand and n nodes are used to fit the interpolant to f . This is based on *Peano's error representation* [22]:

Theorem: Suppose $R(P) = 0$ holds for all polynomials $P \in \Pi_n$, i.e. every polynomial of degree less than or equal to n is integrated exactly by the quadrature rules. Then for all functions $f \in C^{n+1}[a, b]$,

$$R(f) = \int_a^b f^{(n+1)}(t)K(t)dt, \quad (17)$$

where

$$K(t) = \frac{1}{n!} R_x[(x-t)_+^n], \quad (x-t)_+^n = \begin{cases} (x-t)^n & \text{if } x \geq t, \\ 0 & \text{if } x < t, \end{cases} \quad (18)$$

and

$$R_x[(x-t)_+^n] \quad (19)$$

is the remainder from the quadrature on $(x-t)_+^n$ when the latter is considered as a function of x .

$K(t)$ is termed the Peano kernel of the remainder operator R . If the Peano kernel has constant sign on $[a, b]$ (which is the case for Gauss–Lobatto rules), it follows from the mean-value theorem of integral calculus that

$$R(f) = f^{(n+1)}(\xi) \int_a^b K(t)dt \quad \text{for some } \xi \in (a, b). \quad (20)$$

The kernel $K(t)$ is the same for all integrands f as long as the same quadrature rules are used. Therefore the integral $\int_a^b K(t)dt$ can be evaluated for any f , the simplest choice being the polynomial $f(x) = x^{n+1}$. Substituting this into (20) and eliminating the kernel integral, one obtains

$$R(f) = \frac{R(x^{n+1})}{(n+1)!} f^{(n+1)}(\xi) \quad \text{for some } \xi \in (a, b). \quad (21)$$

The elements of the above derivation do not depend on the integration limits a, b , and so the expression (21) for the remainder holds when applied to dense output, with one notable difference. Gauss–Lobatto quadrature, when performed ‘in full’ on the interval $[a, b]$, integrates polynomials $P \in \Pi_{2n-3}$ exactly (the proof of which can also be found in [22]), for which it is sometimes called a $2n - 3$ order method. However, the same is not true if the upper integral limit is changed to $c < b$, while the nodes stay the same, as done in our computation of dense output. The proof of Gauss–Lobatto rules being of order $2n - 3$ hinges on its basis polynomials being orthogonal on the interval $[a, b]$, which does not generally hold true on $[a, c]$. All one can say about the order of Gauss–Lobatto integration on the interval $[a, c]$ is that it is uniformly $n - 1$, since the interpolant (12) is a polynomial of degree $n - 1$. Using (21), one can numerically (or otherwise) compute the Peano bound for the dense output from Gauss–Lobatto integration, which is seen in Figs. 1 and 2.

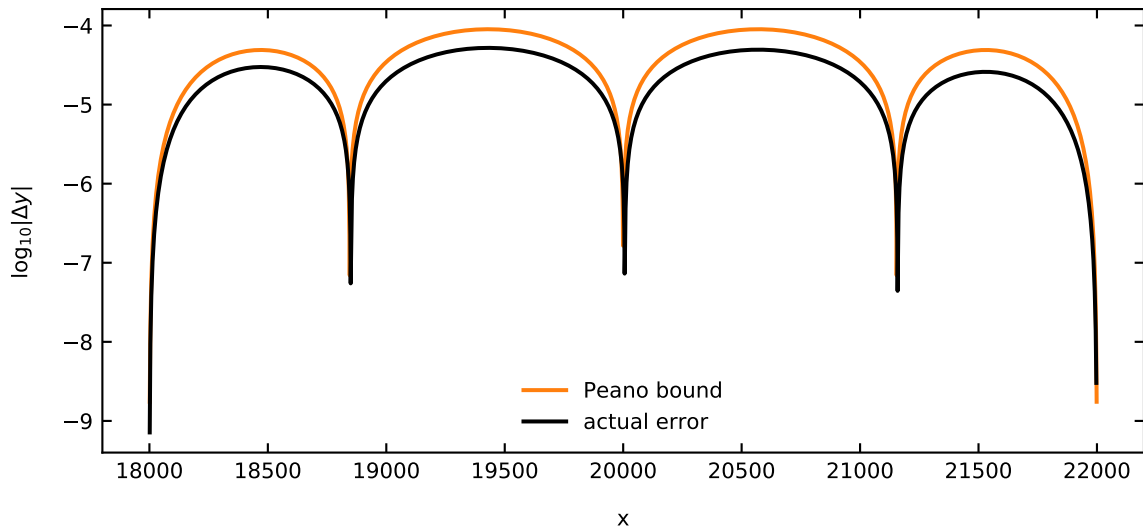


Figure 1. Base-10 logarithm of the residuals from the partial Gauss–Lobatto integration of $\omega = \sqrt{t}$ against the expected Peano error bound.

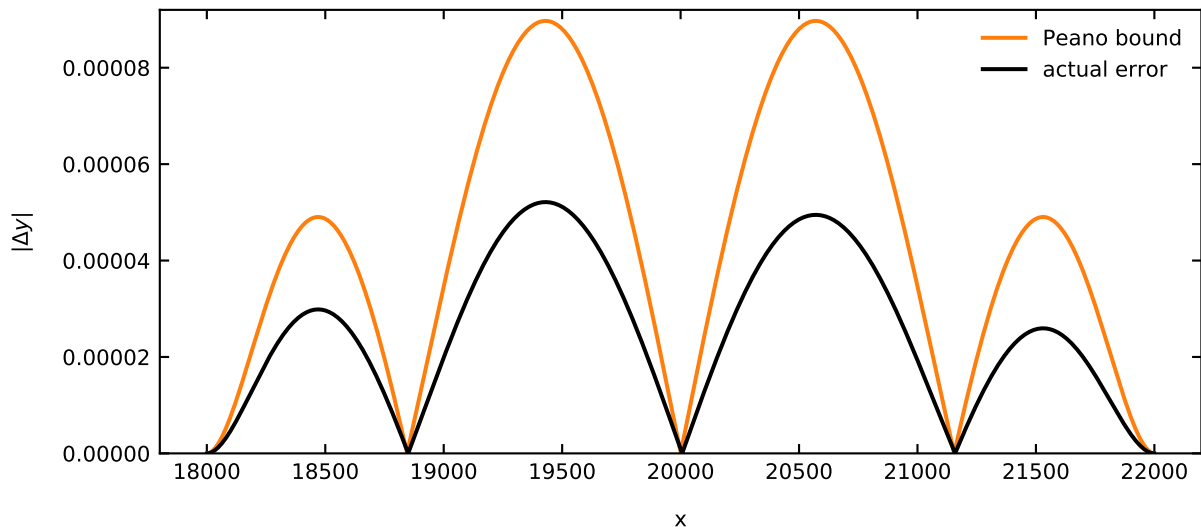


Figure 2. Actual residuals from the partial Gauss–Lobatto integration of $\omega = \sqrt{t}$ against the expected Peano error bound, shown with a linear y -axis..

IV. DENSE OUTPUT FROM A RUNGE-KUTTA METHOD BASED ON GAUSS–LOBATTO NODES

If it is suspected that the WKB approximation will not apply well in some regions of the integration range of an ODE, an alternative method is needed to efficiently traverse those regions. Runge–Kutta formulae are versatile and perform well in regions in which the solution is not oscillatory. An n th order Runge–Kutta method forecasts the solution $y_{n+1} = y(x_n + h)$ by Taylor-expanding around the beginning of the step (x_n, y_n) and keeping terms in the Taylor series up to and including $h^n y^{(n)}/n!$, so the error on the step will be $\mathcal{O}(h^{n+1})$. The Taylor

series is constructed using evaluations of the right-hand-side of the ODE,

$$y' = G(x, y), \quad (22)$$

as follows:

$$\begin{aligned} k_0 &= G(x_n, y_n), \\ k_i &= G\left(x_n + c_i h, y_n + h \sum_{j=1}^{i-1} a_{ij} k_j\right), \quad i = 1..s, \\ y_{n+1} &= y_n + h \sum_{i=1}^s b_i k_i. \end{aligned} \quad (23)$$

In the following section we will also make use of an evaluation of G at the end of a successful step (which can be used in the next step in a first-same-as-last manner, and so is available ‘for free’),

$$k_{s+1} = G(x_{n+1}, y_{n+1}). \quad (24)$$

0					
c_2	a_{21}				
c_3	a_{31}	a_{32}			
\vdots	\vdots	\vdots	\ddots		
c_s	a_{s1}	a_{s2}	\cdots	$a_{s,s-1}$	
	b_1	b_2	\cdots	b_{s-1}	b_s

Table I. Butcher tableau for an explicit Runge–Kutta method.

The coefficients a_{ij} , c_i , and b_i define the Runge–Kutta formula, and are often summarised in a Butcher tableau as in Table I. If $a_{ij} = 0$ for $j \leq i$, the formula is called explicit. A formula that uses a number s of G -evaluations is said to have s stages. For the formula to reproduce each term in the Taylor series up to the n th derivative, the coefficients have to satisfy a number of equations called order constraints. It can be shown that to satisfy the constraints at order $n > 4$, $s > n$ stages are required, with a minimum of $s = 6$ for $n = 5$, $s = 7$ for $n = 6$, and $s = 9$ for $n = 7$. While a higher order method allows for larger and fewer steps to keep the local error within the required tolerance, it is fruitless to increase the order to $n > 8$ due to the number of G -evaluations needed per step. For a method of a given s and n there will be leftover degrees of freedom once the order constraints are satisfied. These can be fixed by e.g. minimising the coefficient multiplying the h^{n+1} -term in the remainder, or to yield an $n-1$ th order result using the same Butcher tableau entries (embedded methods).

In this work, we consider a 6-stage, 5th order explicit method that uses the nodes of the 6th order Gauss–Lobatto quadrature rules as its stages, i.e. the c_i shall coincide with the x_i . This is so that when one computes a WKB approximation of the solution from $x = x_n$ to $x = x_n + h$, a Runge–Kutta step of the same size can be computed at the cost of a few arithmetic operations. The method however holds for any Runge–Kutta formula of the same s and n , and can be generalised to others.

An approach to extend a Runge–Kutta formula developed by K. Horn [23] is to take a hypothetical step from x_n to $x_n + \sigma h$:

$$k_0 = G(x_n, y_n),$$

$$k_i^* = G \left(x_n + c_i^* \sigma h, y_n + \sigma h \sum_{j=1}^{i-1} a_{ij}^* k_j^* \right), \quad i = 1..s^*, \quad (25)$$

$$y_{n+1}^* = y_n + \sigma h \sum_{i=1}^s b_i^* k_i^*.$$

The positions of G -evaluations can be made identical to those in the original Runge–Kutta formula if

$$\begin{aligned} c_i^* &= \frac{1}{\sigma} c_i, \\ a_{ij}^* &= \frac{1}{\sigma} a_{ij}. \end{aligned} \quad (26)$$

Depending on the order n^* we require the new solution y_{n+1}^* to be, it may be necessary to extend the Butcher tableau and add more stages to the formula, $s^* > s$. One can then derive a set of coefficients $b_i^*(\sigma)$ for each σ that give the required order, and thus have a continuous extension. This approach, however, yields an answer such that

$$\lim_{\sigma \rightarrow 1} y_{n+1}(\sigma) \neq y_{n+1}, \quad (27)$$

that is, the dense output would be discontinuous across steps. This is an undesirable property as ideally the dense output should be C^1 (continuously differentiable).

An alternative was proposed by Shampine in [17] which uses Horn’s interpolant to obtain a solution at one σ at a similar order as that at achieved at the end of the step, then performs local polynomial interpolation based on this intermediate solution y_{n+1}^* , and information available at both ends of a step after a successful step. Horn has shown that for the Runge–Kutta–Fehlberg 4(5) formula, an intermediate solution at order 4 is available at $\sigma = 0.6$ with $s^* = s$, i.e. for free. She did so by deriving the necessary order constraints for $b_i^*(\sigma)$ in a concise manner, which for $n^* = 4$, $s^* = s = 6$ are

$$\begin{aligned} \sum_{i=1}^6 b_i^* c_i^j &= \frac{\sigma^j}{j+1} \quad \text{for } i = 0, 1, 2, 3, \\ \sum_{i=3}^6 b_i^* a_{i2} &= 0. \end{aligned} \quad (28)$$

Following Horn’s procedure with the Butcher tableau entries derived in [15] and summarised in Table II, we find that for this custom Runge–Kutta formula there is a free 4th order solution available at

$$\sigma = 0.58665886817 \quad (29)$$

with the associated b_i^* coefficients summarised in Table III. With this intermediate point, the following information is available: y_n, \dot{y}_n through k_0, y_{n+1} and \dot{y}_{n+1} through k_7 , and y_{n+1}^* . With these five constraints it is possible to carry out local quartic interpolation, meaning interpolation would be carried out for each successful step separately. This procedure, by relying on the solution and its derivative at both ends of a step, is ensured to provide a piecewise polynomial interpolant that is globally C^1 .

In practice, the local interpolation can be performed efficiently as follows. Let the interpolating polynomial take the form

$$y_{n+1} = y_n + a_1 \sigma + a_2 \sigma^2 + a_3 \sigma^3 + a_4 \sigma^4 \quad (30)$$

c_1	0
c_2	$\frac{1}{2} \left(1 - \sqrt{\frac{1}{3} + \frac{2\sqrt{7}}{21}} \right)$
c_3	$\frac{1}{2} \left(1 - \sqrt{\frac{1}{3} - \frac{2\sqrt{7}}{21}} \right)$
c_4	$\frac{1}{2} \left(1 + \sqrt{\frac{1}{3} - \frac{2\sqrt{7}}{21}} \right)$
c_5	$\frac{1}{2} \left(1 + \sqrt{\frac{1}{3} + \frac{2\sqrt{7}}{21}} \right)$
c_6	1
a_{21}	0.117472338035267
a_{31}	-0.186247980065150
a_{32}	0.543632221824827
a_{41}	-0.606430388550828
a_{42}	1
a_{43}	0.249046146791150
a_{51}	2.89935654001573
a_{52}	-4.36852561156624
a_{53}	2.13380671478631
a_{54}	0.217890018728924
a_{61}	18.6799634999572
a_{62}	-28.8505778397313
a_{63}	10.7205340842092
a_{64}	1.41474175650804
a_{65}	-0.964661500943270
b_1	0.112755722735172
b_2	0
b_3	0.506557973265535
b_4	0.0483004037699511
b_5	0.378474956297846
b_6	-0.0460890560685063

Table II. Butcher tableau for the 6-stage, 5th order Runge–Kutta method used by `oscode` in [15]. The points of function evaluations coincide with the abscissas of Gauss–Lobatto quadrature with $n = 6$.

b_1^*	0.2089555395
b_2^*	0
b_3^*	0.7699501023
b_4^*	0.009438629906
b_5^*	-0.003746982422
b_6^*	0.01540271068

Table III. Modified Butcher tableau entries for obtaining a 4th order estimate at $x = x_n + \sigma h$, with $\sigma = 0.58665886817$. The rest of the Butcher tableau entries match those in Table II.

The constraints at the ends of a step and at the intermediate point $x_n + \sigma h$ can be written purely in terms of the k_i , the Butcher tableau coefficients, and the a_1 – a_4 :

$$\begin{aligned}
 k_0 &= a_1 \\
 \sum_{i=1}^7 b_i k_i &= \sum_{i=1}^4 a_i, \\
 k_7 &= \sum_{i=1}^4 i a_i, \\
 \sigma \sum_{i=1}^7 b_i^* k_i &= \sum_{i=1}^4 \sigma^i a_i.
 \end{aligned} \tag{31}$$

From this one can extract the matrices M and S such

that

$$\begin{aligned}
 MQ^T &= SK, \\
 Q &= [a_1 \ a_2 \ a_3 \ a_4], \\
 K^T &= [k_1 \ k_2 \ k_3 \ k_4 \ k_5 \ k_6 \ k_7].
 \end{aligned} \tag{32}$$

Note that if (22) is a vector equation, the a_i and k_i are promoted to column vectors and Q and K become matrices, but the notation used here still holds. We can then extract a constant matrix P from Q via

$$Q = K^T P, \tag{33}$$

which lets us compute the dense output at the cost of the arithmetic operations underlying

$$y = hQZ, \tag{34}$$

with

$$Z = \begin{bmatrix} \sigma_1, \sigma_2, \dots, \sigma_N \\ \sigma_1^2, \sigma_2^2, \dots, \sigma_N^2 \\ \sigma_1^3, \sigma_2^3, \dots, \sigma_N^3 \\ \sigma_1^4, \sigma_2^4, \dots, \sigma_N^4 \end{bmatrix}, \tag{35}$$

N being the number of points we require output at. P can be pre-computed for each Runge–Kutta formula, and in our case is given in Table IV. This procedure is used in open-source scientific computing libraries such as `scipy` [1].

1	-2.48711376	2.42525041	-0.82538093
0	0	0	0
0	3.78546138	-5.54469086	2.26578746
0	-0.27734213	0.74788587	-0.42224334
0	-2.94848704	7.41087391	-4.08391191
0	0.50817346	-1.20070313	0.64644062
0	1.4193081	-3.8386162	2.4193081

Table IV. Pre-computed P -matrix for a 5th order, 6-stage Runge–Kutta formula based on 6 Gauss–Lobatto nodes, as defined in (33).

V. EXAMPLES

We now show a few examples of dense output from the WKB expansion and a RK method as implemented in `oscode`.

The Airy equation,

$$y'' + xy = 0, \tag{36}$$

describes an oscillator with a frequency $\omega(x) = \sqrt{x}$ that rises with increasing x , but at a decreasing rate. As x increases, therefore, it becomes more favourable for `oscode` to use the WKB approximation to forecast the solution, and it switches over to do so from using a RK method at around $x \sim 5$, as shown in Fig. 3. The figure shows dense output from both the initial RK and the late WKB phase

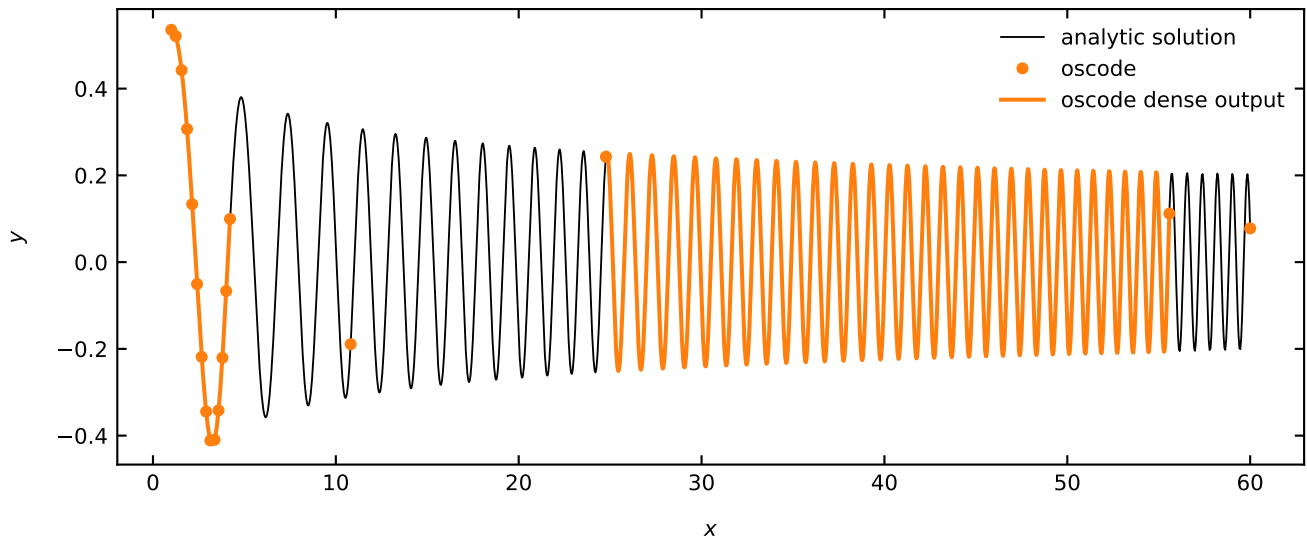


Figure 3. Dense output from `oscode` solving the Airy equation. As the frequency becomes larger but more slowly-changing, the method switches from using the RK method to the WKB approximation and the distance between natural steps (orange dots) of the algorithm increases. The first segment of solid, orange line on top of the analytic solution (black line) denotes dense output from the RK method used by `oscode`, with the second orange segment showing dense output throughout a WKB step.

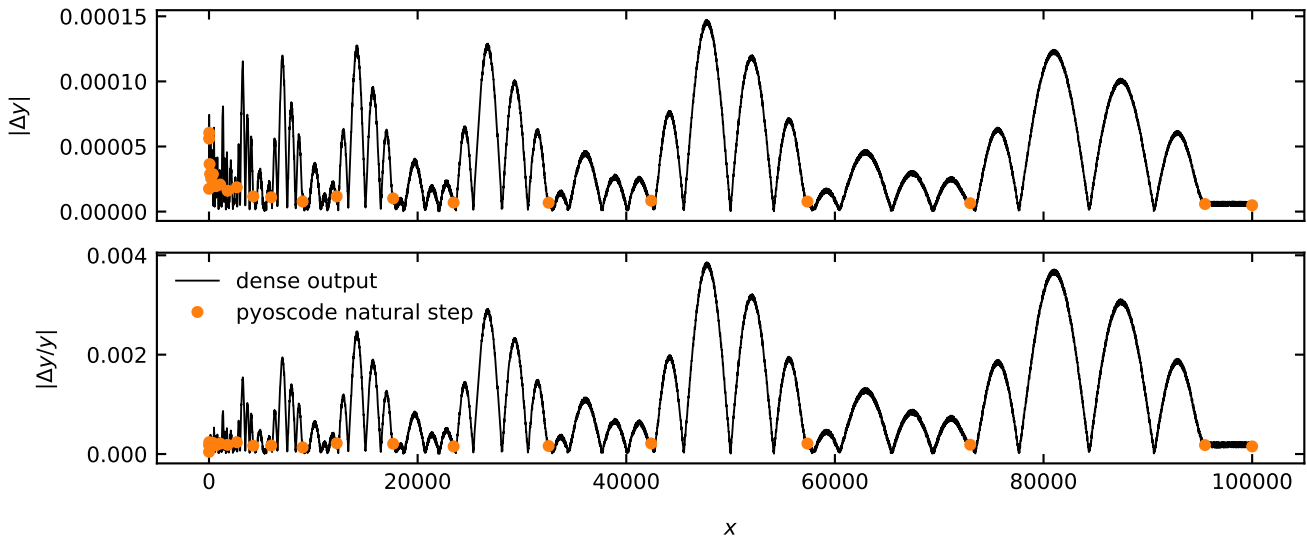


Figure 4. Absolute (top) and relative (bottom) residuals from dense output of the Airy equation, relative to the analytic solution. Note that the error at the ends of natural steps (orange dots) are much smaller than throughout the steps, due to Gauss–Lobatto integration being much higher ($2n - 3$) order at the end of a step than mid-way ($n - 1$).

on top of the analytic solution. The error on the dense output from the numerical solution of the Airy equation (for a longer integration range) is shown in Fig. 4, exhibiting a pattern similar to that seen in Fig. 1. The similarity is due to the leading term in the numerical error coming from the $S_0 = \int \omega(x) dx$ term of the WKB expansion. At large values of x the WKB approximation is valid, and so successive terms decrease rapidly in the

expansion. Fig. 5 shows dense output from the numerical solution of the equation

$$y'' + \frac{n^2 - 1}{(1 + x^2)^2} y = 0 \quad (37)$$

with $n = 40$. The parameter n governs the number of oscillations the solution exhibits around $x = 0$. When `oscode` solves equation, it uses the WKB approximation

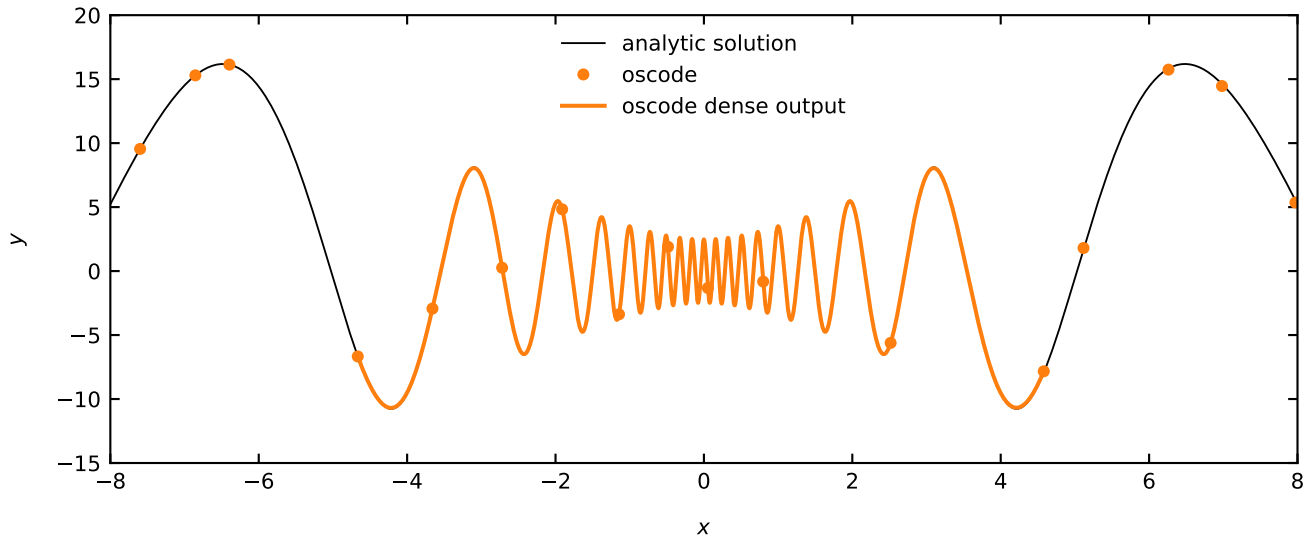


Figure 5. Dense output from `oscode` solving (37), an equation exhibiting a burst of oscillations.

around $x = 0$ and uses RK otherwise, switching in a symmetrical manner. The error properties and performance of `oscode` are explored in [15] using the example of (37), but we note that due to no extra evaluations of the terms in this ODE being made during the computation of dense output, the latter does not increase the overall computing time significantly.

VI. CONCLUSIONS

Dense output (evaluation of the numerical solution of an ODE at user-specified points) cannot always be constructed by polynomial interpolation between the natural steps of a numerical algorithm. One example is the efficient solution of ODEs with highly oscillatory solutions, for in this case the algorithm may traverse many oscillations in a single step. Such equations are extremely common in physics, and often form computational bottlenecks in e.g. the forward-modelling phase of Bayesian inference, when tackled with conventional (Runge–Kutta-like) methods.

Out of the methods available to efficiently solve highly oscillatory ODEs, `oscode` uses the WKB approximation to forecast the solution many wavelengths ahead if the characteristic frequency of oscillations changes on a much longer timescale than the solution itself, and otherwise

behaves as a RK solver. In this work we proposed procedures to generate dense output from each of the methods underlying `oscode`.

In a region where the one-dimensional solution of an ODE oscillates and the WKB approximation is valid, we propose to perform interpolation with known methods on the slowly-changing frequency (ω) and damping (γ) terms in the ODE, and construct the solution using the WKB approximation. The numerical integrals of ω and γ appearing in the WKB expansion can be computed efficiently and to high accuracy with Gaussian quadrature methods. We summarised dense output from one method of the Gaussian family, Gauss–Lobatto quadrature, and derived an error bound for the output.

In regions where the RK method is more appropriate, we reviewed existing techniques to obtain a continuous extension of RK methods, and demonstrated them on the example of a RK method based on nodes of 6-point Gauss–Lobatto quadrature.

ACKNOWLEDGMENTS

FJA thanks Nils Schöneberg for fruitful discussions. She was supported by the Science and Technology Facilities Council. WJH was supported by a Gonville & Caius college research fellowship.

[1] P. Virtanen, R. Gommers, T. E. Oliphant, M. Haberland, T. Reddy, D. Cournapeau, E. Burovski, P. Peterson, W. Weckesser, J. Bright, S. J. van der Walt, M. Brett, J. Wilson, K. Jarrod Millman, N. Mayorov, A. R. J. Nelson, E. Jones, R. Kern, E. Larson, C. Carey,

Í. Polat, Y. Feng, E. W. Moore, J. Vand erPlas, D. Laxalde, J. Perktold, R. Cimrman, I. Henriksen, E. A. Quintero, C. R. Harris, A. M. Archibald, A. H. Ribeiro, F. Pedregosa, P. van Mulbregt, and S. . . Contributors, *Nature Methods* **17**, 261 (2020).

- [2] The Numerical Algorithms Group (NAG), Oxford, United Kingdom, “The NAG Library,” <http://www.nag.com/>.
- [3] A. Lasenby and C. Doran, *Physical Review D* **71**, 063502 (2005), [astro-ph/0307311](https://arxiv.org/abs/astro-ph/0307311).
- [4] W. Handley, “Curvature tension: evidence for a closed universe,” (2019), [arXiv:1908.09139](https://arxiv.org/abs/1908.09139) [[astro-ph.CO](https://arxiv.org/abs/astro-ph.CO)].
- [5] W. Handley, *Physical Review D* **100** (2019), [10.1103/physrevd.100.123517](https://arxiv.org/abs/10.1103/physrevd.100.123517).
- [6] A. Lewis, A. Challinor, and A. Lasenby, *The Astrophysical Journal* **538**, 473476 (2000).
- [7] J. Lesgourgues, arXiv e-prints , [arXiv:1104.2932](https://arxiv.org/abs/1104.2932) (2011), [arXiv:1104.2932](https://arxiv.org/abs/1104.2932) [[astro-ph.IM](https://arxiv.org/abs/astro-ph.IM)].
- [8] W. H. Press, S. A. Teukolsky, W. T. Vetterling, and B. P. Flannery, *Numerical Recipes 3rd Edition: The Art of Scientific Computing*, 3rd ed. (Cambridge University Press, USA, 2007).
- [9] K. F. Riley, M. P. Hobson, and S. J. Bence, *Mathematical methods for physics and engineering*, 3rd ed. (Cambridge University Press, Cambridge, 2006).
- [10] M. Abramowitz, *Handbook of mathematical functions, with formulas, graphs, and mathematical tables*. (Dover, New York, 1965).
- [11] L. R. Petzold, *SIAM Journal on Numerical Analysis* **18**, 455 (1981).
- [12] W. I. J. Haddadin and W. J. Handley, “Rapid numerical solutions for the mukhanov-sasaki equation,” (2018), [arXiv:1809.11095](https://arxiv.org/abs/1809.11095) [[astro-ph.CO](https://arxiv.org/abs/astro-ph.CO)].
- [13] J. Bamber and W. Handley, arXiv e-prints (2019), [arXiv:1907.11638](https://arxiv.org/abs/1907.11638) [[physics.comp-ph](https://arxiv.org/abs/physics.comp-ph)].
- [14] J. Bremer, *Applied and Computational Harmonic Analysis* **44**, 312 (2018).
- [15] F. J. Agocs, W. J. Handley, A. N. Lasenby, and M. P. Hobson, *Phys. Rev. Research* **2**, 013030 (2020).
- [16] C. M. Bender and S. A. Orszag, *Advanced mathematical methods for scientists and engineers. I, Asymptotic methods and perturbation theory* (Springer, New York, N.Y., 1999).
- [17] L. F. Shampine, *Mathematics of Computation* **46**, 135 (1986).
- [18] W. J. Handley, A. N. Lasenby, and M. P. Hobson, arXiv e-prints (2016), [arXiv:1612.02288](https://arxiv.org/abs/1612.02288) [[physics.comp-ph](https://arxiv.org/abs/physics.comp-ph)].
- [19] P. Bogacki and L. Shampine, *Computers & Mathematics with Applications* **32**, 15 (1996).
- [20] J. Dormand and P. Prince, *Journal of Computational and Applied Mathematics* **6**, 19 (1980).
- [21] C. Jordan and K. Jordán, *Calculus of finite differences*, Vol. 33 (American Mathematical Soc., 1965).
- [22] J. Stoer and B. Roland, *Introduction to numerical analysis* (Springer-Verlag, New York, 1983).
- [23] M. K. Horn, *SIAM Journal on Numerical Analysis* **20**, 558 (1983).
- [24] S. A. Teukolsky, *Journal of Computational Physics* **283**, 408413 (2015).
- [25] D. Hunter and G. Nikolov, *Mathematics of computation* **69**, 269 (2000).
- [26] D. B. Hunter, *BIT Numerical Mathematics* **35**, 64 (1995).
- [27] T. Schira, *Journal of Computational and Applied Mathematics* **76**, 171 (1996).
- [28] T. Schira, *Mathematics of Computation* **66**, 297 (1997).
- [29] F. Stenger, *Numerische Mathematik* **8**, 150 (1966).