

A New Model-Free Method for MIMO Systems and Discussion on Model-Free or Model-Based

Feilong Zhang

Abstract—Current model-free adaptive control (MFAC) can hardly deal with the time delay problem in multiple-input multiple-output (MIMO) systems. To solve this problem, a novel model-free adaptive predictive control (MFAPC) method is proposed. Compared to the current MFAC, i) the proposed method is based on a kind of prediction model which derives from the equivalent-dynamic-linearization model (EDLM); ii) the previous assumptions are relaxed and the application range of MFAPC are extended. The leading coefficient of the control input vector in system description is no more restricted to the diagonally dominant square matrix and the permissible ranges of pseudo orders L_y and L_u are extended; iii) the performance analysis and the issue of how to choose the matrix λ are completed by an easy manner of analyzing the function of the closed-loop poles, however, both problems may not be realized by the previous contraction mapping method.

Index Terms—time delay, multiple-input multiple-output, equivalent-dynamic-linearization model;

I. INTRODUCTION

The topic of MFAC has drawn considerable attention recently. The conception of model-free is under the claim that the controller design only relies on the I/O data of systems. Since the pseudo-gradient (PG) vector or pseudo-Jacobian matrix (PJM), whose elements act as the coefficients of the EDLM and the controller, can be estimated online. One merit of this kind of method is that the controller focuses on the discrete-time situation for it's in line with the requirements of computer and has been tested in several fields, such as: process control, motor control, power systems and microgrids [1]-[21]. However, However, many of them need to be restudied [a]-[c].

Compared with the SISO system, there are fewer articles discussing MFAC in multivariable systems. Since there is the cross coupling among input variables and output variables and the matrix multiplication may not be commutative, the conclusions in SISO systems would not be directly extended to nontrivial MIMO systems and the time delay problem will be more difficult. In [22], the delay structure described by the non-diagonal interactor matrix is necessary to be determined by a preliminary experiment. If the time delays are not acquired or are underestimated, overestimated or time varying, the control performance may be poor and even the system is unstable [23].

Furthermore, [24] has representively applied the interactor matrix in almost every adaptive control methods, and a lot of pseudo exchange matrixes (PEM) are necessary for the design and performance analysis of GMVC and STC. However, this leads to more complex controller design and more difficult applications. On the other hand, a lot of literatures focus on decoupling controller, nevertheless the decoupling effectiveness is relevant to the precision of modeling [25], [26]. In author's opinion, the effect of decoupling controller may not always be better than that of directly designed controller in [24] when the estimated model is not sufficiently precise. Besides, the decoupling control is based on the condition that the number of outputs is equal to that of inputs. As a matter of fact, the actual number of control variables may be more than that of system outputs, which helps to achieve a better performance.

The notion of model-free presented for nonlinear systems in [1]-[21] is not straightforward for operating engineers to understand appropriately and to master its essence. In this paper, we analyze this class of controller in linear deterministic finite-dimensional systems in simulations to exhibit its working principle more clearly, whether the controller aims to known linear systems or unknown nonlinear systems. Because the fundamental tool of current MFAC is to describe the nonlinear system model by the EDLM at each time based on the definition of differentiability, the controller design is inherently based on the linear model. As to the adaptability to nonlinear system or uncertainty, it would be achieved by combining one online parameter estimation with any control law according to the certainty equivalence adaptive control [22], [23].

In the light of the discussion above and motivated by more easily implement the controller in industrial settings, we propose the MIMO-MFAPC based on the prediction model which derives from full-form EDLM.

The main contributions of this work are summarized as follows:

- 1) We extend the full-form EDLM and present its poof in Appendix. This kind of process model is able to reflect the real plant more objectively since the coefficients of the model are not restricted by the square matrix, and the pseudo orders are not restricted to the range of $1 \leq L_y \leq n_y$ and $1 \leq L_u \leq n_u$. Actually, the ideal choice is $L_y = n_y + 1$ and $L_u = n_u + 1$ with the purpose of pseudo Jacobin matrix acting as the real Jacobin Matrix.
- 2) On the basis of EDLM, a prediction model with N -step is putted forward as the fundamental tool of the MIMO-MFAPC design which aims to optimize the quadratic performance index. The interactor matrix which contains the time delays among input variables and output variables is unnecessary to be determined in the controller design process. It is required to set the prediction step N larger than the maximum time delay among input variables and output variables, since MFAPC

Manuscript received Dec 3, 2020. This work was supported in part by the xxxxxxxxxxxxxxxx

Feilong Zhang is with the State Key Laboratory of Robotics, Shenyang Institute of Automation, Chinese Academy of Sciences, Shenyang 110016, China (e-mail: zhangfeilong@sia.cn).

generally deals with the time delay problem when the online estimated coefficients of EDLM are able to reflect the system objectively, even when the time delays are time varying. By comparison, the current MFAC is restricted by a harsh assumption that the leading coefficient of the control input vector in system description is a special kind of diagonally dominant square matrix. Additionally, any time delay might cause the invalidation of the current MFAC, even though all the system parameters are set to the true values when the controlled system is linear deterministic finite-dimensional in simulation.

3) It is crucial to have a profound discussion, not only to supply the guidelines for controller design and performance analysis, but also to figure out pitfalls and limitations of this kind of adaptive controller. These are essentially related to the success or failure of practical applications. To this end, i) the selection guide of the key parameter matrix λ should be given by quantitative performance analysis, which is distinct from the proved conclusion that λ should be sufficiently large to guarantee the convergence tracking error in [1]-[2][21]. ii) the essence of “model-free” or “model-based” are discussed in *Remark 1*, this may help us know why and how to implement the proposed method.

The rest of the paper is organized as follows. In Section II, the corrected EDLM is presented for a class of discrete time MIMO nonlinear system. In Section III, the MFAPC design and its performance analysis are presented. In Section IV, the comparison results of simulations are presented to show the advantages of the proposed method and lead to further discussions. Conclusion is given in Section V. At last, Appendix I presents the proof of corrected EDLM and Appendix II supplies some coefficient matrices for the iterative controller.

II. DESCRIPTION OF SYSTEM AND PREDICTION MODEL

A. System Description

The discrete-time MIMO nonlinear system is considered as:

$$\mathbf{y}(k+1) = \mathbf{f}(\mathbf{y}(k), \dots, \mathbf{y}(k-n_y), \mathbf{u}(k), \dots, \mathbf{u}(k-n_u)) \quad (1)$$

where $\mathbf{f}(\dots) = [f_1(\dots), \dots, f_m(\dots)]^T$ is an unknown nonlinear vector-valued function, $n_y, n_u \in \mathbb{Z}$ are the orders of output vector $\mathbf{y}(k)$, input vector $\mathbf{u}(k)$ of the system at time k , respectively. The dimension of $\mathbf{y}(k)$ is M_y and the dimension of $\mathbf{u}(k)$ is M_u .

Assumption 1: The partial derivatives of $\mathbf{f}(\dots)$ with respect to all variables are continuous.

Assumption 2: System (1) satisfies generalized Lipschitz condition.

$$\|\mathbf{y}(k_1+1) - \mathbf{y}(k_2+1)\| \leq b \|\mathbf{H}(k_1) - \mathbf{H}(k_2)\| \quad (2)$$

where $\mathbf{H}(k) = \begin{bmatrix} \mathbf{Y}_{L_y}(k) \\ \mathbf{U}_{L_u}(k) \end{bmatrix}$ is a vector that contains the system output $\mathbf{Y}_{L_y}(k) = [\mathbf{y}^T(k), \dots, \mathbf{y}^T(k-L_y+1)]^T$, the control input $\mathbf{U}_{L_u}(k) = [\mathbf{u}^T(k), \dots, \mathbf{u}^T(k-L_u+1)]^T$ within $[k-L_y+1, k]$ and

$[k-L_u+1, k]$. The integers L_y ($0 \leq L_y$) and L_u ($1 \leq L_u$) are the pseudo orders.

Theorem 1: If the system (1) satisfies the above two assumptions and $\Delta \mathbf{H}(k) \neq \mathbf{0}$, $0 \leq L_y$, $1 \leq L_u$, there must exist a pseudo Jacobian matrix $\phi_L^T(k)$ and (1) can be transformed into:

$$\Delta \mathbf{y}(k+1) = \phi_L^T(k) \Delta \mathbf{H}(k) \quad (3)$$

where

$$\phi_{L_y}^T(k) = [\phi_{L_y}^T(k), \phi_{L_u}^T(k)], \quad \phi_{L_y}^T(k) = [\Phi_1(k), \dots, \Phi_{L_y}(k)]_{M_y \times (L_y \cdot M_y)},$$

$$\phi_{L_u}^T(k) = [\Phi_{L_y+1}(k), \dots, \Phi_{L_y+L_u}(k)]_{M_y \times (L_u \cdot M_u)},$$

$$\Phi_i(k) \in \mathbf{R}^{m \times n}: m \times n = M_y \times M_y, i=1, \dots, L_y; m \times n = M_y \times M_u, i=L_y+1, \dots, L_y+L_u;$$

$$\Delta \mathbf{H}(k) = \begin{bmatrix} \Delta \mathbf{Y}_{L_y}^T(k) & \Delta \mathbf{U}_{L_u}^T(k) \end{bmatrix}^T,$$

$$\Delta \mathbf{Y}_{L_y}(k) = [\Delta \mathbf{y}^T(k), \dots, \Delta \mathbf{y}^T(k-L_y+1)]^T,$$

$$\Delta \mathbf{U}_{L_u}(k) = [\Delta \mathbf{u}^T(k), \dots, \Delta \mathbf{u}^T(k-L_u+1)]^T.$$

$$\mathbf{d} = \begin{bmatrix} d_{11} & \dots & d_{1M_u} \\ \vdots & \ddots & \vdots \\ d_{M_y 1} & \dots & d_{M_y M_u} \end{bmatrix} \text{ is assumed to be the time delay matrix}$$

between the system input and output (d_{ij} = the time delay between the j -th input variable and the i -th output variable).

B. Prediction Model

We can rewrite (3) into (4).

$$\mathbf{y}(k+1) = \mathbf{y}(k) + \phi_L^T(k) \Delta \mathbf{H}(k) \quad (4)$$

Herein, we define

$$\mathbf{A} = \begin{bmatrix} \mathbf{0} \\ \mathbf{I} & \mathbf{0} \\ & \ddots & \ddots \\ & & \mathbf{I} & \mathbf{0} \end{bmatrix}_{\substack{(L_y \cdot M_y) \\ \times (L_y \cdot M_y)}}, \quad \mathbf{C} = \begin{bmatrix} \mathbf{0} \\ \mathbf{I} & \mathbf{0} \\ & \ddots & \ddots \\ & & \mathbf{I} & \mathbf{0} \end{bmatrix}_{\substack{(L_y \cdot M_y) \\ \times (L_y \cdot M_y)}}$$

$$\mathbf{B}^T = [\mathbf{I} \quad \mathbf{0} \quad \dots \quad \mathbf{0}]_{\substack{M_u \\ \times (L_u \cdot M_u)}}, \quad \mathbf{D}^T = [\mathbf{I} \quad \mathbf{0} \quad \dots \quad \mathbf{0}]_{\substack{M_y \\ \times (L_y \cdot M_y)}}$$

Define $\mathbf{A}^i = \mathbf{0}$ and $\mathbf{C}^i = \mathbf{0}$, $i = -1, -2, \dots$ for the following description. The finite N -step forward prediction model is given as (5).

$$\begin{aligned} \Delta \mathbf{y}(k+1) &= \phi_L^T(k) \Delta \mathbf{H}(k) \\ &= \phi_{L_y}^T(k) \Delta \mathbf{Y}_{L_y}(k) + \phi_{L_u}^T(k) \mathbf{A} \Delta \mathbf{U}_{L_u}(k-1) + \phi_{L_u}^T(k) \mathbf{B} \Delta \mathbf{u}(k) \\ \Delta \mathbf{y}(k+2) &= \phi_{L_y}^T(k) \Delta \mathbf{Y}_{L_y}(k+1) + \phi_{L_u}^T(k) \mathbf{A} \Delta \mathbf{U}_{L_u}(k) \\ &\quad + \phi_{L_u}^T(k) \mathbf{B} \Delta \mathbf{u}(k+1) \\ \Delta \mathbf{y}(k+3) &= \phi_{L_y}^T(k) \Delta \mathbf{Y}_{L_y}(k+2) + \phi_{L_u}^T(k) \mathbf{A} \Delta \mathbf{U}_{L_u}(k+1) \\ &\quad + \phi_{L_u}^T(k) \mathbf{B} \Delta \mathbf{u}(k+2) \\ &\quad \vdots \end{aligned}$$

$$\begin{aligned}
\Delta \mathbf{y}(k+N) &= \boldsymbol{\phi}_{Ly}^T(k) \mathbf{C}^{N-1} \Delta \mathbf{Y}_{Ly}(k) + \boldsymbol{\phi}_{Lu}^T(k) \mathbf{A}^N \Delta \mathbf{U}_{Lu}(k-1) \\
&+ \boldsymbol{\phi}_{Ly}^T(k) \mathbf{C}^{N-2} \mathbf{D} \Delta \mathbf{y}(k+1) + \dots \\
&+ \boldsymbol{\phi}_{Ly}^T(k) \mathbf{D} \Delta \mathbf{y}(k+N-1) + \boldsymbol{\phi}_{Lu}^T(k) \mathbf{A}^{N-1} \mathbf{B} \Delta \mathbf{u}(k) \\
&+ \boldsymbol{\phi}_{Lu}^T(k) \mathbf{A}^{N-2} \mathbf{B} \Delta \mathbf{u}(k+1) + \dots \\
&+ \boldsymbol{\phi}_{Lu}^T(k) \mathbf{B} \mathbf{u}(k+N-1)
\end{aligned} \tag{5}$$

where N denotes the predictive step length, $\Delta \mathbf{y}(k+i)$ and $\Delta \mathbf{u}(k+i)$ are the incremental form of predictive output and input vectors of the system in future time $k+i$ ($i=1,2,\dots,N$), respectively. Define $\mathbf{Y}_N(k)$, $\Delta \mathbf{Y}_N(k+1)$, $\Delta \mathbf{U}_N(k)$, $\Delta \mathbf{U}_{Nu}(k)$,

$\boldsymbol{\Psi}_Y(k)$, $\tilde{\boldsymbol{\Psi}}_Y(k)$, $\boldsymbol{\Psi}_U(k)$, $\tilde{\boldsymbol{\Psi}}_U(k)$, $\boldsymbol{\Psi}_N(k)$ and $\tilde{\boldsymbol{\Psi}}_N(k)$ by the approximation $\boldsymbol{\phi}_{Ly}^T(k+i) = \boldsymbol{\phi}_{Ly}^T(k)$, $\boldsymbol{\phi}_{Lu}^T(k+i) = \boldsymbol{\phi}_{Lu}^T(k)$, ($i=1,\dots,N-1$) as follows, and define another set of $\boldsymbol{\Psi}_Y(k)$, $\tilde{\boldsymbol{\Psi}}_Y(k)$, $\boldsymbol{\Psi}_U(k)$, $\tilde{\boldsymbol{\Psi}}_U(k)$, $\boldsymbol{\Psi}_N(k)$, $\tilde{\boldsymbol{\Psi}}_N(k)$ in Appendix II if $\boldsymbol{\phi}_{Ly}^T(k+i)$ and $\boldsymbol{\phi}_{Lu}^T(k+i)$ can be obtained.

$$\Delta \mathbf{Y}_N(k+1) = \mathbf{Y}_N(k+1) - \mathbf{Y}_N(k)$$

$$\mathbf{Y}_N(k+1) = \begin{bmatrix} \mathbf{y}(k+1) \\ \vdots \\ \mathbf{y}(k+N) \end{bmatrix}_{N \times M_y \times 1} \quad \mathbf{A}_N = \begin{bmatrix} \mathbf{I} & & \\ & \ddots & \\ \mathbf{I} & \dots & \mathbf{I} \end{bmatrix}_{N \times M_y \times N \times M_y}$$

$$\boldsymbol{\Psi}_Y(k) = \begin{bmatrix} \varphi_{11} \\ \varphi_{12} \\ \varphi_{13} \\ \varphi_{14} \\ \vdots \\ \varphi_{1N} \end{bmatrix} = \begin{bmatrix} \boldsymbol{\phi}_{Ly}^T(k) \\ \boldsymbol{\phi}_{Ly}^T(k) [\mathbf{C} + \mathbf{D} \boldsymbol{\phi}_{Ly}^T(k)] \\ \boldsymbol{\phi}_{Ly}^T(k) \mathbf{C}^2 + \boldsymbol{\phi}_{Ly}^T(k) \sum_{i=0}^1 \mathbf{C}^i \mathbf{D} \varphi_{12-i} \\ \vdots \\ \boldsymbol{\phi}_{Ly}^T(k) \mathbf{C}^{N-1} \\ + \boldsymbol{\phi}_{Ly}^T(k) \sum_{i=0}^{N-2} \mathbf{C}^i \mathbf{D} \varphi_{1N-i-1} \end{bmatrix}_{\substack{(N \times M_y) \\ \times (Ly \times M_y)}}$$

$$\tilde{\boldsymbol{\Psi}}_Y(k) = \mathbf{A}_N \tilde{\boldsymbol{\Psi}}_Y(k) = \begin{bmatrix} \boldsymbol{\phi}_{Ly}^T(k) \\ \boldsymbol{\phi}_{Ly}^T(k) [\mathbf{C} + \mathbf{D} \boldsymbol{\phi}_{Ly}^T(k)] + \boldsymbol{\phi}_{Ly}^T(k) \\ \vdots \\ \sum_{j=1}^N [\boldsymbol{\phi}_{Ly}^T(k) \mathbf{C}^{j-1} \\ + \boldsymbol{\phi}_{Ly}^T(k) \sum_{i=0}^{j-2} \mathbf{C}^i \mathbf{D} \varphi_{1j-i-1}] \end{bmatrix}_{\substack{(N \times M_y) \\ \times (Ly \times M_y)}}$$

$$\begin{aligned}
\boldsymbol{\Psi}_U(k) &= [\boldsymbol{\phi}_{21}^T \quad \boldsymbol{\phi}_{22}^T \quad \boldsymbol{\phi}_{23}^T \quad \dots \quad \boldsymbol{\phi}_{2N}^T]^T \\
&= \begin{bmatrix} \boldsymbol{\phi}_{Lu}^T(k) \mathbf{A} \\ \boldsymbol{\phi}_{Lu}^T(k) \mathbf{A}^2 + \boldsymbol{\phi}_{Ly}^T(k) \mathbf{D} \boldsymbol{\phi}_{Lu}^T(k) \mathbf{A} \\ \boldsymbol{\phi}_{Lu}^T(k) \mathbf{A}^3 + \boldsymbol{\phi}_{Ly}^T(k) \sum_{i=0}^1 \mathbf{C}^i \mathbf{D} \varphi_{22-i} \\ \vdots \\ \boldsymbol{\phi}_{Lu}^T(k) \mathbf{A}^N + \boldsymbol{\phi}_{Ly}^T(k) \sum_{i=0}^{N-2} \mathbf{C}^i \mathbf{D} \varphi_{2N-i-1} \end{bmatrix} \\
&= [\boldsymbol{\Psi}_{U1}(k), \boldsymbol{\Psi}_{U2}(k), \dots, \boldsymbol{\Psi}_{ULu-1}(k), \mathbf{0}]_{\substack{(N \times M_y) \\ \times (Lu \times Mu)}}
\end{aligned}$$

$$\begin{aligned}
\tilde{\boldsymbol{\Psi}}_U(k) &= \mathbf{A}_N \boldsymbol{\Psi}_U(k) \\
&= \begin{bmatrix} \boldsymbol{\phi}_{Lu}^T(k) \mathbf{A} \\ \boldsymbol{\phi}_{Lu}^T(k) \mathbf{A}^2 + \boldsymbol{\phi}_{Ly}^T(k) \mathbf{D} \boldsymbol{\phi}_{Lu}^T(k) \mathbf{A} + \boldsymbol{\phi}_{Lu}^T(k) \mathbf{A} \\ \sum_{j=1}^3 [\boldsymbol{\phi}_{Lu}^T(k) \mathbf{A}^j + \boldsymbol{\phi}_{Ly}^T(k) \sum_{i=0}^{j-2} \mathbf{C}^i \mathbf{D} \varphi_{2j-i-1}] \\ \vdots \\ \sum_{j=1}^N [\boldsymbol{\phi}_{Lu}^T(k) \mathbf{A}^j + \boldsymbol{\phi}_{Ly}^T(k) \sum_{i=0}^{j-2} \mathbf{C}^i \mathbf{D} \varphi_{2j-i-1}] \end{bmatrix} \\
&= [\tilde{\boldsymbol{\Psi}}_{U1}(k), \tilde{\boldsymbol{\Psi}}_{U2}(k), \dots, \tilde{\boldsymbol{\Psi}}_{ULu-1}(k), \mathbf{0}]_{\substack{(N \times M_y) \\ \times (Lu \times Mu)}}
\end{aligned}$$

$$\boldsymbol{\Psi}_N(k)_{(N \times M_y) \times (N \times Mu)} = \begin{bmatrix} \boldsymbol{\psi}_{11}, \boldsymbol{\psi}_{12}, \dots, \boldsymbol{\psi}_{1N} \\ \boldsymbol{\psi}_{21}, \boldsymbol{\psi}_{22}, \dots, \boldsymbol{\psi}_{2N} \\ \vdots \\ \boldsymbol{\psi}_{N2}, \boldsymbol{\psi}_{N2}, \dots, \boldsymbol{\psi}_{NN} \end{bmatrix}, \quad \Delta \mathbf{U}_N(k) = \begin{bmatrix} \Delta \mathbf{u}(k) \\ \vdots \\ \Delta \mathbf{u}(k+N-1) \end{bmatrix}_{(N \times Mu) \times 1}, \quad \Delta \mathbf{U}_{Nu}(k) = \begin{bmatrix} \Delta \mathbf{u}(k) \\ \vdots \\ \Delta \mathbf{u}(k+N_u-1) \end{bmatrix}_{Nu \times Mu \times 1}$$

$$= \begin{bmatrix} \boldsymbol{\phi}_{Lu}^T(k) \mathbf{B} & \mathbf{0} & \mathbf{0} & \dots & \mathbf{0} \\ \boldsymbol{\phi}_{Lu}^T(k) \mathbf{A} \mathbf{B} + \boldsymbol{\phi}_{Ly}^T(k) \mathbf{D} \boldsymbol{\phi}_{Lu}^T(k) \mathbf{B} & \boldsymbol{\phi}_{Lu}^T(k) \mathbf{B} & \mathbf{0} & \dots & \mathbf{0} \\ \boldsymbol{\phi}_{Lu}^T(k) \mathbf{A}^2 \mathbf{B} & \boldsymbol{\phi}_{Lu}^T(k) \mathbf{A} \mathbf{B} & \boldsymbol{\phi}_{Lu}^T(k) \mathbf{B} & \dots & \mathbf{0} \\ + \boldsymbol{\phi}_{Ly}^T(k) \sum_{i=0}^1 \mathbf{C}^i \mathbf{D} \boldsymbol{\psi}_{2-i,1} & + \boldsymbol{\phi}_{Ly}^T(k) \mathbf{D} \boldsymbol{\phi}_{Lu}^T(k) \mathbf{B} & & & \\ \vdots & \vdots & \vdots & \ddots & \vdots \\ \boldsymbol{\phi}_{Lu}^T(k) \mathbf{A}^{N-1} \mathbf{B} & \boldsymbol{\phi}_{Lu}^T(k) \mathbf{A}^{N-2} \mathbf{B} & \boldsymbol{\phi}_{Lu}^T(k) \mathbf{A}^{N-3} \mathbf{B} & \dots & \boldsymbol{\phi}_{Lu}^T(k) \mathbf{B} \\ + \boldsymbol{\phi}_{Ly}^T(k) \sum_{i=0}^{N-2} \mathbf{C}^i \mathbf{D} \boldsymbol{\psi}_{N-i-1,1} & + \boldsymbol{\phi}_{Ly}^T(k) \sum_{i=0}^{N-3} \mathbf{C}^i \mathbf{D} \boldsymbol{\psi}_{N-i-1,2} & + \boldsymbol{\phi}_{Ly}^T(k) \sum_{i=0}^{N-4} \mathbf{C}^i \mathbf{D} \boldsymbol{\psi}_{N-i-1,3} & \dots & \boldsymbol{\phi}_{Lu}^T(k) \mathbf{B} \end{bmatrix}$$

$$\tilde{\Psi}_N(k)_{(N \cdot M_y) \times (N \cdot M_u)} = A_N \Psi_N(k)$$

$$= \begin{bmatrix} \phi_{Lu}^T(k)B & \mathbf{0} & \mathbf{0} & \dots & \mathbf{0} \\ \phi_{Lu}^T(k)AB + \phi_{Ly}^T(k)B & \phi_{Lu}^T(k)B & \mathbf{0} & \dots & \mathbf{0} \\ + \phi_{Ly}^T(k)D\phi_{Lu}^T(k)B & & & & \\ \sum_{j=1}^3 [\phi_{Lu}^T(k)A^{j-1}B & \phi_{Lu}^T(k)AB + \phi_{Ly}^T(k)B & \phi_{Lu}^T(k)B & \dots & \mathbf{0} \\ + \phi_{Ly}^T(k) \sum_{i=0}^{j-2} C^i D \psi_{j-i-1,1}] & + \phi_{Ly}^T(k)D\phi_{Lu}^T(k)B & & & \\ \vdots & \vdots & \vdots & \ddots & \vdots \\ \sum_{j=1}^N [\phi_{Lu}^T(k)A^{j-1}B & \sum_{j=2}^N [\phi_{Lu}^T(k)A^{j-2}B & \sum_{j=3}^N [\phi_{Lu}^T(k)A^{j-3}B & \dots & \phi_{Lu}^T(k)B \\ + \phi_{Ly}^T(k) \sum_{i=0}^{j-2} C^i D \psi_{j-i-1,1}] & + \phi_{Ly}^T(k) \sum_{i=0}^{j-3} C^i D \psi_{j-i-1,2}] & + \phi_{Ly}^T(k) \sum_{i=0}^{j-4} C^i D \psi_{j-i-1,3}] & & \end{bmatrix}, \mathbf{E} = \begin{bmatrix} \mathbf{I} \\ \vdots \\ \mathbf{I} \end{bmatrix}_{N \cdot M_y \times M_y}$$

$$\tilde{\Psi}_{N_u}(k)_{\substack{(N \cdot M_y) \\ \times (N_u \cdot M_u)}} = \begin{bmatrix} \phi_{Lu}^T(k)B & \mathbf{0} & \dots & \mathbf{0} \\ \phi_{Lu}^T(k)AB + \phi_{Ly}^T(k)D\phi_{Lu}^T(k)B + \phi_{Lu}^T(k)B & \phi_{Lu}^T(k)B & \dots & \mathbf{0} \\ \vdots & \vdots & \ddots & \vdots \\ \sum_{j=1}^{N_u} [\phi_{Lu}^T(k)A^{j-1}B + \phi_{Ly}^T(k) \sum_{i=0}^{j-2} C^i D \psi_{j-i-1,1}] & \sum_{j=2}^{N_u} [\phi_{Lu}^T(k)A^{j-2}B & \dots & \phi_{Lu}^T(k)B \\ + \phi_{Ly}^T(k) \sum_{i=0}^{j-3} C^i D \psi_{j-i-1,2}] & & & \\ \vdots & \vdots & \vdots & \vdots \\ \sum_{j=1}^N [\phi_{Lu}^T(k)A^{j-1}B + \phi_{Ly}^T(k) \sum_{i=0}^{j-2} C^i D \psi_{j-i-1,1}] & \sum_{j=2}^N [\phi_{Lu}^T(k)A^{j-2}B & \dots & \sum_{j=N_u}^N [\phi_{Lu}^T(k)A^{j-N_u}B \\ + \phi_{Ly}^T(k) \sum_{i=0}^{j-3} C^i D \psi_{j-i-1,2}] & \dots & + \phi_{Ly}^T(k) \sum_{i=0}^{j-N_u-1} C^i D \psi_{j-i-1,N_u}] \end{bmatrix}$$

where ϕ_{li} represents the rows from $(i-1) \cdot M_y + 1$ to $i \cdot M_y$ in $\Psi_Y(k)$; ϕ_{2i} represents the rows from $(i-1) \cdot M_y + 1$ to $i \cdot M_y$ in $\Psi_U(k)$, and $\Psi_{U_j}(k)$ represents the columns from $(j-1) \cdot M_u + 1$ to $j \cdot M_u$ in $\Psi_U(k)$; $\tilde{\Psi}_{U_j}(k)$ represents the columns from $(j-1) \cdot M_u + 1$ to $j \cdot M_u$ in $\tilde{\Psi}_U(k)$; ψ_{ij} represents the rows from $(i-1) \cdot M_y + 1$ to $i \cdot M_y$ and columns from $(j-1) \cdot M_u + 1$ to $j \cdot M_u$ in $\Psi_N(k)$;

Then we can rewrite (5) as

$$\Delta Y_N(k+1) = \Psi_Y(k) \Delta Y_{Ly}(k) + \Psi_U(k) \Delta U_{Lu}(k-1) + \Psi_N(k) \Delta U_N(k) \quad (6)$$

Both sides of (6) left multiply by A_N and we obtain (7).

$$\begin{aligned} Y_N(k+1) &= \mathbf{E}y(k) + A_N \Psi_Y(k) \Delta Y_{Ly}(k) + A_N \Psi_U(k) \Delta U_{Lu}(k-1) \\ &\quad + A_N \Psi_N(k) \Delta U_N(k) \\ &= \mathbf{E}y(k) + \tilde{\Psi}_Y(k) \Delta Y_{Ly}(k) + \tilde{\Psi}_U(k) \Delta U_{Lu}(k-1) \\ &\quad + \tilde{\Psi}_N(k) \Delta U_N(k) \end{aligned} \quad (7)$$

Define N_u as control step length. Given $\Delta u(k+j-1) = \mathbf{0}$, $N_u < j \leq N$, (6) may be rewritten into

$$Y_N(k+1) = \mathbf{E}y(k) + \tilde{\Psi}_Y(k) \Delta Y_{Ly}(k) + \tilde{\Psi}_U(k) \Delta U_{Lu}(k-1) + \tilde{\Psi}_{N_u}(k) \Delta U_{N_u}(k) \quad (8)$$

where $\tilde{\Psi}_{N_u}(k)$ is defined as above.

III. MODEL-FREE ADAPTIVE PREDICTIVE CONTROL DESIGN AND PERFORMANCE ANALYSIS

A. Design of MFAPC

We choose the following index function.

$$J = E \left\{ \left[Y_N^*(k+1) - Y_N(k+1) \right]^T \left[Y_N^*(k+1) - Y_N(k+1) \right] + \Delta U_{N_u}^T(k) \lambda \Delta U_{N_u}(k) \right\} \quad (9)$$

where $\lambda = \text{dig}(\lambda_1, \dots, \lambda_{M_u})$ is the weighted diagonal matrix with λ_i ($i=1, \dots, M_u$) equal to λ according to [2];

$\tilde{Y}_N^*(k+1) = [y^*(k+1), \dots, y^*(k+N)]^T$ is the desired system

output vector and $\mathbf{y}^*(k+i)=[y_1^*(k+i), \dots, y_{M_y}^*(k+i)]$ is the desired output of system at time $k+i$ ($i=1,2,\dots,N$).

Inspired by the process of [27]-[29], we substitute (8) into (9) and obtain the optimal solution of (9) by $\frac{\partial J}{\partial \Delta \mathbf{U}_{N_u}(k)} = \mathbf{0}$:

$$\Delta \mathbf{U}_{N_u}(k) = [\tilde{\Psi}_{N_u}^T(k) \tilde{\Psi}_{N_u}(k) + \lambda]^{-1} \tilde{\Psi}_{N_u}^T(k) [\mathbf{Y}_N^*(k+1) - \mathbf{E} \mathbf{y}(k) - \tilde{\Psi}_Y(k) \Delta \mathbf{Y}_{L_y}(k) - \tilde{\Psi}_U(k) \Delta \mathbf{U}_{L_u}(k-1)] \quad (10)$$

Then the current input is given by

$$\mathbf{u}(k) = \mathbf{u}(k-1) + \mathbf{g}^T \Delta \mathbf{U}_{N_u}(k) \quad (11)$$

where $\mathbf{g} = [\mathbf{I}, \mathbf{0}, \dots, \mathbf{0}]^T$.

B. Stability Analysis

This section provides the performance analysis of MFAPC.

We define

$$\phi_{L_y}(z^{-1}) = \Phi_1(k) + \dots + \Phi_{L_y}(k) z^{-L_y+1}$$

$$\phi_{L_u}(z^{-1}) = \Phi_{L_y+1}(k) + \dots + \Phi_{L_y+L_u}(k) z^{-L_u+1}$$

$$\mathbf{P}^T = \mathbf{g}^T [\tilde{\Psi}_{N_u}^T(k) \tilde{\Psi}_{N_u}(k) + \lambda \mathbf{I}]^{-1} \tilde{\Psi}_{N_u}^T(k) \quad (12)$$

$$\mathbf{F}(z^{-1}) = [\mathbf{F}_1(z^{-1}), \dots, \mathbf{F}_N(z^{-1})]^T = \mathbf{E} + \tilde{\Psi}_Y(k) \Delta [1, z^{-1}, \dots, z^{-L_y+1}]^T \quad (13)$$

$$\mathbf{H}(z^{-1}) = [\mathbf{H}_1(z^{-1}), \dots, \mathbf{H}_N(z^{-1})]^T = \tilde{\Psi}_U(k) [z^{-1}, \dots, z^{-L_u}]^T \quad (14)$$

$$\boldsymbol{\alpha}(z^{-1}) = \boldsymbol{\alpha}_0 + \boldsymbol{\alpha}_1 z^{-1} + \dots + \boldsymbol{\alpha}_{L_y} z^{-L_y} = \mathbf{P}^T \mathbf{F}(z^{-1}) \quad (15)$$

$$\mathbf{I} + z^{-1} \boldsymbol{\beta}(z^{-1}) = \mathbf{I} + \boldsymbol{\beta}_1 z^{-1} + \dots + \boldsymbol{\beta}_{L_u} z^{-L_u} = \mathbf{I} + \mathbf{P}^T \mathbf{H}(z^{-1}) \quad (16)$$

where $\boldsymbol{\beta}(z^{-1}) = \boldsymbol{\beta}_1 + \dots + \boldsymbol{\beta}_{L_u} z^{-L_u+1}$; z^{-1} is the backward shift operator.

Then (3) is rewritten as

$$\Delta \mathbf{y}(k+1) = \phi_{L_y}(z^{-1}) \Delta \mathbf{y}(k) + \phi_{L_u}(z^{-1}) \Delta \mathbf{u}(k) \quad (17)$$

From (10)-(17), we have the following closed-loop system equations:

$$\begin{aligned} & \left[\mathbf{I} - z^{-1} \phi_{L_y}(z^{-1}) \right] \Delta + z^{-1} \phi_{L_u}(z^{-1}) \left[\mathbf{I} + z^{-1} \boldsymbol{\beta}(z^{-1}) \right]^{-1} \boldsymbol{\alpha}(z^{-1}) \mathbf{y}(k) \\ & = \phi_{L_u}(z^{-1}) \left[\mathbf{I} + z^{-1} \boldsymbol{\beta}(z^{-1}) \right]^{-1} \mathbf{P}^T \mathbf{Z} \mathbf{y}^*(k) \end{aligned} \quad (18)$$

where $\mathbf{Z} = [\mathbf{I}, z\mathbf{I}, \dots, z^{N-1}\mathbf{I}]^T$.

If $\text{rank}[\phi_{L_u}(z^{-1})] = M_y$ ($M_u \geq M_y$), we can obtain the desired \mathbf{P}^T , $\boldsymbol{\alpha}(z^{-1})$ and $\boldsymbol{\beta}(z^{-1})$ satisfying the inequation (19),

$$\begin{aligned} \mathbf{T} &= \left[\left[\mathbf{I} - z^{-1} \phi_{L_y}(z^{-1}) \right] \Delta + z^{-1} \phi_{L_u}(z^{-1}) \left[\mathbf{I} + z^{-1} \boldsymbol{\beta}(z^{-1}) \right]^{-1} \boldsymbol{\alpha}(z^{-1}) \right] \\ &\neq \mathbf{0} \quad |z| > 1 \end{aligned} \quad (19)$$

to guarantee the stability of the system by tuning N , N_u and λ , according to [24] and [29].

Given the desired trajectory $\mathbf{y}^*(k+i)=[1, \dots, 1]_{1 \times M_y}^T$ ($i=1, \dots, N$), the static error will be

$\lim_{k \rightarrow \infty} \mathbf{e}(k)$

$$\begin{aligned} &= \lim_{z \rightarrow 1} \frac{z-1}{z} (\mathbf{I} - \mathbf{T}^{-1} z^{-1} \phi_{L_u}(z^{-1}) [\mathbf{I} + z^{-1} \boldsymbol{\beta}(z^{-1})]^{-1} \mathbf{P}^T \mathbf{Z}) \frac{z}{z-1} \\ &= \lim_{z \rightarrow 1} \mathbf{T}^{-1} \left([\mathbf{I} - z^{-1} \phi_{L_y}(z^{-1})] \Delta + z^{-1} \phi_{L_u}(z^{-1}) [\mathbf{I} + z^{-1} \boldsymbol{\beta}(z^{-1})]^{-1} \right. \\ &\quad \left. \cdot \mathbf{P}^T (\mathbf{E} - \mathbf{Z} + \tilde{\Psi}_Y(k) \Delta [1, z^{-1}, \dots, z^{-L_y+1}]^T) \right) \\ &= \mathbf{0} \end{aligned} \quad (20)$$

In applications, we normally design the MFAC controller by increasing λ for the robustness of systems and decreasing λ for the convergent performance of systems.

IV. SIMULATIONS

Example 1: In this example, we suppose the offline model is established precisely for the study and making comparison between MFAPC and MFAC. The model is given as the following linear system:

$$\mathbf{y}(k+1) = \Phi_1(k) \mathbf{y}(k) + \Phi_2(k) \mathbf{u}(k) + \Phi_3(k) \mathbf{u}(k-1) \quad (21)$$

where $\Phi_1(k) = \begin{bmatrix} -1 & 1 \\ -1 & 1 \end{bmatrix}$, $\Phi_2(k) = \begin{bmatrix} 1.3 & 0 \\ 1 & 0 \end{bmatrix}$ and

$\Phi_3(k) = \begin{bmatrix} 0.7 & 0.5 \\ 0.6 & 0.8 \end{bmatrix}$. The minimum time delay between

$\mathbf{y}(k+1)$ and $\mathbf{u}(k)$ is $\mathbf{d} = \begin{bmatrix} d_{11} & d_{12} \\ d_{21} & d_{22} \end{bmatrix} = \begin{bmatrix} 1 & 2 \\ 1 & 2 \end{bmatrix}$. The desired output trajectories are

$$y_1^*(k+1) = y_2^*(k+1) = 3 \times (-1)^{\text{round}(k/20)} \quad (22)$$

The initial values are $y_1(1) = y_1(3) = y_2(1) = y_2(3) = 0$, $y_1(2) = y_2(2) = 1$, $u_1(1) = u_1(2) = u_2(1) = 1$, $u_2(2) = 0$, which are cited from [2]. The controller structure is applied with $L_y = n_y + 1 = 1$, $L_u = n_u + 1 = 2$. And we choose $\lambda_{MFAPC} = 0.01 \mathbf{I}$, $\lambda_{MFAC} = \mathbf{I}$, $N = 2$ and $N_u = 2$.

The outputs of system controlled by proposed MFAPC and current corrected MFAC in [b] are shown in Fig. 1 and Fig. 2, respectively. The outputs of two controllers are shown in Fig. 3. From Fig. 1 and Fig.2, we can see that the tracking performance of system controlled by proposed MFAPC is very well, since both controllers are essentially optimal solution of the index function (9) and are to seek the optimal performance in control process. However, the static error is hard to be eliminated when the system is controlled by current MFAC and whatever λ_{MFAC} is. Since the existence of two time delays between $u_2(k)$ and $\mathbf{y}(k+1)$ causes the absence of $u_2(k)$. [24] imposes the interactor matrix in almost every adaptive control methods to solve this problem about the different delay-times among the inputs and outputs of multivariable systems. Unfortunately, the controller structure in [24] need to be adjusted manually according to the interactor matrix when the time delays change.

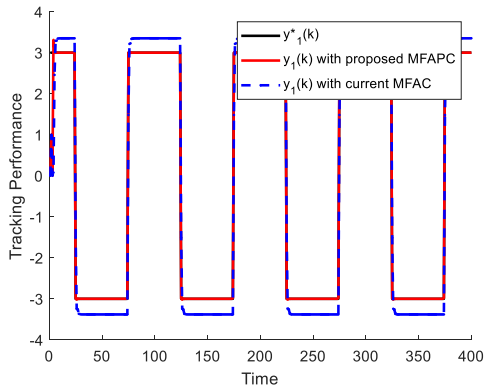


Fig. 1 Tracking performance of y_1

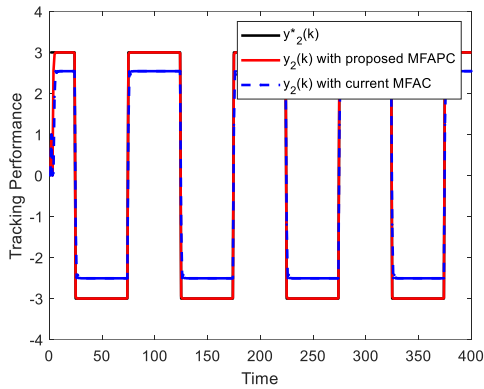


Figure 2 Tracking performance of y_2

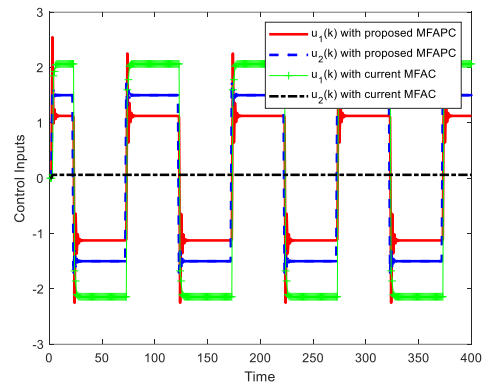


Fig. 3 Control inputs

Fig. 4 shows the tracking performance of $y_1(k)$ when there is constant disturbance $w(k) = [5 \ 10]^T$ in the system (21). We can see that the static error is also eliminated by the inherent integrator in MFAPC [30].

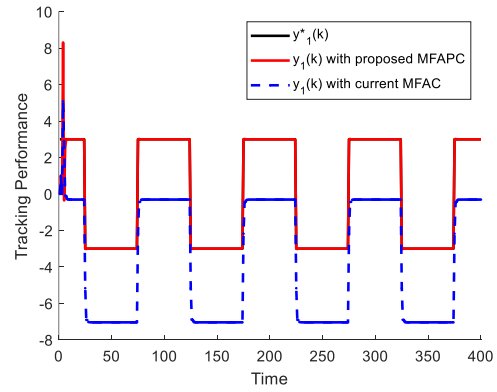


Fig. 4 Tracking performance of y_1

Example 1.2: In this example, all the settings are the same as

Example 1.1, except $M_y = 2$, $M_u = 3$, $\Phi_2(k) = \begin{bmatrix} 0 & 0 & 0 \\ 0 & 0 & 0 \end{bmatrix}$.

$$\Phi_3(k) = \begin{bmatrix} 0.7 & 0.2 & 0.4 \\ 0.6 & 0.8 & 0.4 \end{bmatrix}.$$

Fig. 5 and Fig. 6 respectively show the tracking performance of the system controlled by MFAPC and MFAC. Fig. 7 shows outputs of MFAPC and MFAC. From Fig. 5 and Fig. 6, we can see that the outputs of system controlled by MFAC are zero.

The reason is that the existing time delay $d = \begin{bmatrix} 2 & 2 & 2 \\ 2 & 2 & 2 \end{bmatrix}$ in system causes the absence of MFAC controller outputs.

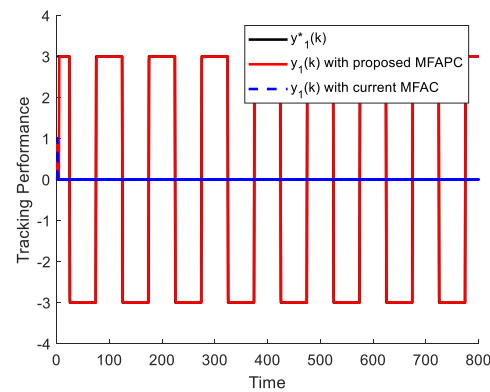


Fig. 5 Tracking performance of y_1

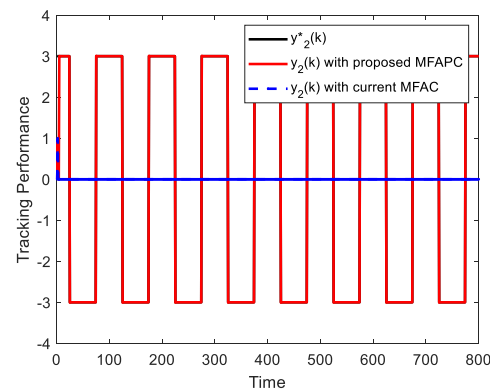


Fig. 6 Tracking performance of y_2

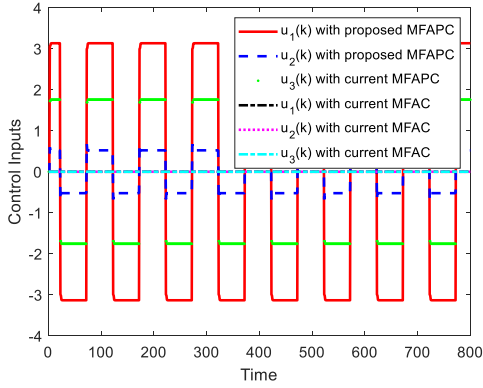


Fig. 7 Control inputs

Example 1.3: In this example, we suppose the time delay of the system in Example 1.2 is unknown. We introduce the online projection algorithm [1] for further studying MFAPC and MFAC.

All the settings are the same as Example 1.2, except $\lambda_{MFAPC} = 0.02I$. The parameters of projection identification method are set to $\eta = 1.5$ and $\mu = 1$ [2]. The initial value of PJM is

$$\hat{\phi}_L^T(1) = \hat{\phi}_L^T(2) = \hat{\phi}_L^T(3) = 0.01 \cdot \begin{bmatrix} 1 & 1 & 1 & 1 & 1 & 1 & 1 & 1 & 1 \\ 1 & 1 & 1 & 1 & 1 & 1 & 1 & 1 & 1 \end{bmatrix}$$

[31], which implies that the time delay is not figured out.

Fig. 8 and Fig. 9 respectively show the tracking performance of the system controlled by MFAPC and MFAC. Fig. 10 shows the outputs of MFAPC and MFAC. Fig. 11 and Fig. 12 show the elements of the estimated PJM corresponding to MFAPC and MFAC, respectively.

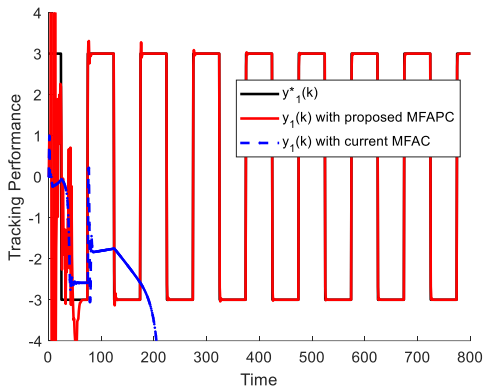


Fig. 8 Tracking performance of y_1

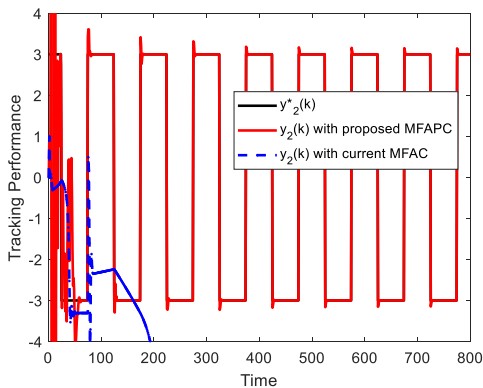


Fig. 9 Tracking performance of y_2

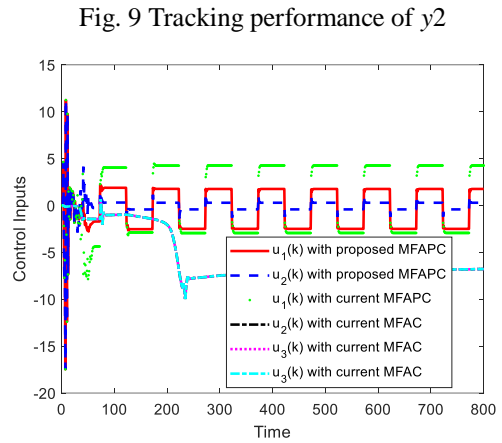


Fig. 10 Control inputs

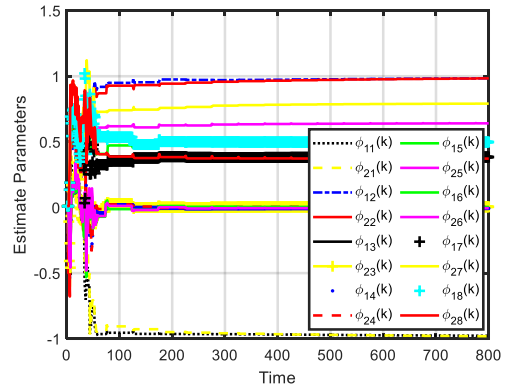


Fig. 11 Estimated PJM of MFAPC

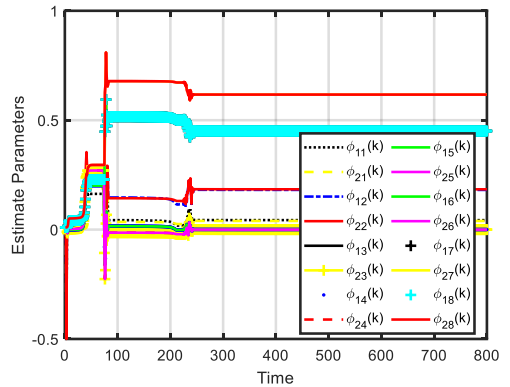


Fig. 12 Estimated PJM of MFAC

Interestingly, it is worth noting that Fig. 11 and Fig. 12 show the difference results about the estimated elements in PJM when the system is controlled by MFAPC and MFAC separately, though we applied with the same on-line identification method and parameters. The system controlled by MFAC is unstable. The tracking performance of system controlled by MFAPC is terrible in the time interval of [1,100], since the estimated PJM cannot reflect the system objectively. After the time of 100, the estimated elements in PJM are relatively stable and meanwhile the system is stable with the convergence of tracking error. However, the tracking performance is not better than that in Example 1. 2, since the established model is not precise enough but expresses the system relatively objectively by a set of estimated elements in PJM after the time of 100. Without loss of generality, assuming the experimental system model is (21)

with PJM in Example 1.3, we normally fix the coefficients in MFAPC controller in accordance with the roughly online estimated PJM in the time of 800 to have an acceptable performance in practice.

Example 2: In this example, we want to show how to apply MFAPC controller in nonlinear systems in a right way. The model is given as the following nonlinear system:

$$\begin{aligned} \mathbf{y}(k+1) = & \begin{bmatrix} -0.1y_1^3(k) & 0.1y_2^2(k) \\ -0.1y_1^2(k) & 0.2y_2^3(k) \end{bmatrix} + \begin{bmatrix} 0.7u_1(k-1) & 0.5u_2(k-1) \\ 0.6u_1(k-1) & 0.8u_3(k-1) \end{bmatrix} \\ & + \begin{bmatrix} 0.2u_1^3(k) + \cos u_1^2(k) & 0.1u_2^3(k) + 0.5\sin u_2^2(k) \\ 0.1u_1^4(k) + 0.2\sin(u_1(k)) & 0.1u_2^2(k) + 0.9u_2(k) \end{bmatrix} \end{aligned} \quad (23)$$

The desired output trajectories are

$$\begin{aligned} y_1^*(k) &= 5\sin(k/40) + 2\cos(k/20) & k \leq 400 \\ y_2^*(k) &= 2\sin(k/10) + 5\sin(k/30) & k \leq 400 \\ y_1^*(k) &= y_2^*(k) = (-1)^{\text{round}(k/50)} & 401 < k \leq 800 \end{aligned} \quad (24)$$

The initial values are $\mathbf{y}(1) = \mathbf{y}(3) = \mathbf{0}$, $\mathbf{y}(2) = [1, 1]^T$,

$$\mathbf{u}(1) = \mathbf{u}(2) = [0, 0]^T, \quad \boldsymbol{\phi}_L^T(1) = \boldsymbol{\phi}_L^T(2) = 0.01 \cdot \begin{bmatrix} 1 & 1 & 1 & 1 & 1 & 1 \\ 1 & 1 & 1 & 1 & 1 & 1 \end{bmatrix}.$$

The controller structure is applied with $L_y = n_y + 1 = 1$, $L_u = n_u + 1 = 2$. And we choose $\boldsymbol{\lambda}_{MFAPC} = \mathbf{I}$, $\boldsymbol{\lambda}_{MFAC} = 33\mathbf{I}$, $N = 2$ and $N_u = 2$. The elements in PJM is calculated by

$$\begin{aligned} \boldsymbol{\phi}_{Ly}^T(k) &= \boldsymbol{\Phi}_1(k) = \left. \frac{\partial \mathbf{f}}{\partial \mathbf{y}^T(k)} \right|_{k=k-1} = \begin{bmatrix} -0.3y_1^2(k-1) & 0.2y_2(k-1) \\ -0.2y_1(k-1) & 0.6y_2^2(k-1) \end{bmatrix} \\ \boldsymbol{\Phi}_2(k) &= \left. \frac{\partial \mathbf{f}}{\partial \mathbf{u}^T(k)} \right|_{k=k-1} = \begin{bmatrix} 0.6u_1^2(k-1) & 0.3u_2^2(k-1) \\ 0.4u_1^3(k-1) & 0.2u_2(k-1) \end{bmatrix} \\ &+ \begin{bmatrix} -2u_1(k-1)\sin(u_1^2(k-1)) & u_2(k-1)\cos(u_2^2(k-1)) \\ 0.2\cos(u_1(k-1)) & 0.9 \end{bmatrix} \\ \boldsymbol{\Phi}_3(k) &= \left. \frac{\partial \mathbf{f}}{\partial \mathbf{u}^T(k-1)} \right|_{k=k-1} = \begin{bmatrix} 0.7 & 0.5 \\ 0.6 & 0.8 \end{bmatrix}, \quad \boldsymbol{\phi}_{Lu}^T(k) = [\boldsymbol{\Phi}_2(k), \boldsymbol{\Phi}_3(k)] \end{aligned}$$

The outputs of system controlled by the proposed MFAPC and current corrected MFAC in [b] are shown in Fig. 13 and Fig. 14, respectively. The outputs of two controllers are shown in Fig. 15. Fig. 16 shows the calculated elements in PJM for MFAPC.

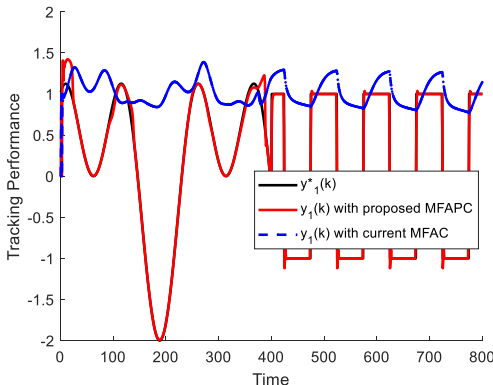


Fig. 13 Tracking performance of y_1

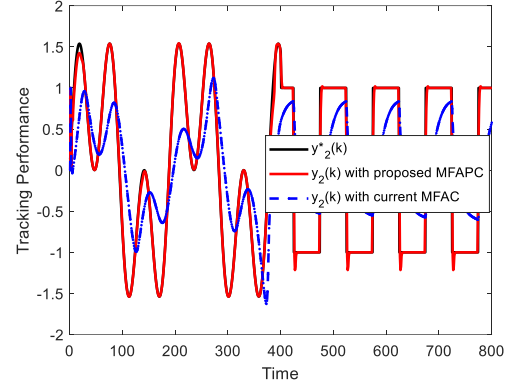


Fig. 14 Tracking performance of y_2

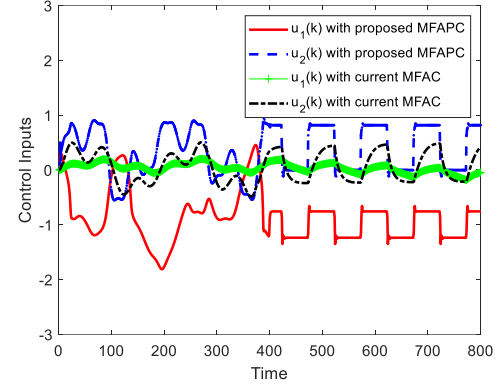


Fig. 15 Control inputs

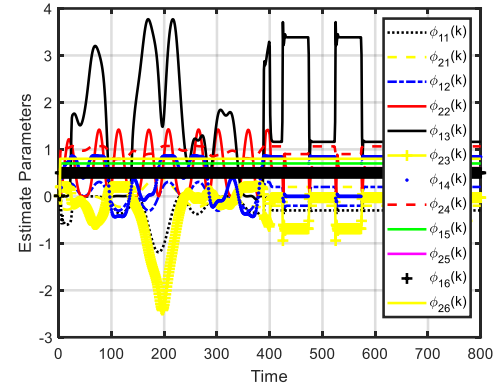


Fig. 16 Calculated elements in PJM of MFAPC

From Fig. 13 and Fig. 14, we know that the system controlled by MFAPC can track the trajectories, however, the behaviors of system controlled by MFAC are unacceptable and the system will be divergent if $\lambda < 32$. This might be attributed to that $[\tilde{\Psi}_{Nu}^T(k)\tilde{\Psi}_{Nu}(k) + \lambda\mathbf{I}]^{-1}\tilde{\Psi}_{Nu}^T(k)$ in MFAPC is more stable than $[\boldsymbol{\Phi}_{Ly+1}^T(k)\boldsymbol{\Phi}_{Ly+1}(k) + \lambda\mathbf{I}]^{-1}\boldsymbol{\Phi}_{Ly+1}^T(k)$ in MFAC. Besides, this example also shows we'd better choose $L_y = n_y + 1$, $L_u = n_u + 1$ in practice if n_y and n_u can be obtained. However, this noticeable conclusion differs from the current works about MFAC whose fundamental tools, i.e. PJM or PG, are based on $1 \leq L_y \leq n_y$ and $1 \leq L_u \leq n_u$. To this end, we extend the range to $0 \leq L_y$ and $1 \leq L_u$ with the proof in Appendix I.

Remark 1: The controller design is to seek the optimal solution of the cost function (9). Sometimes, we choose $\lambda = 0$ in minimum-phase systems to induce the minimum of tracking error if $M_u \geq M_y$. Conversely, the static errors will increase when we raise the elements in λ , if the desired trajectory is $k^n [1, \dots, 1]_{M_y}^T$ ($n = 1, 2, \dots$).

The essence of this kind of “model-free” method is “model-based” method. The nature of online identification which introduces the adaptability is to reflect the real system more objectively or precisely. When we pursuit the good performance especially in multivariable systems, the first and most important task is to establish the model as objective as possible. Since the established model or the estimated parameters cannot reflect the real system objectively, the controller will not be the optimal solution to the cost function.

In other words, if the established model can reflect the real system very well and (19) is satisfied, the tracking performance will be guaranteed. However, in many cases, the estimate effectiveness may not be easily guaranteed as described by the current theorem about the convergence of estimated parameters. Many elements may result in the on-line estimated parameters hardly reflect the true system, which causes the fragileness of the system and divergence of the system output. On the contrary, the controller designed by the offline estimated parameters may have enough robustness to the modeling error and accordingly guarantee the system stable in many circumstances.

All in all, the object and principle of adaptability of the controller introduced by the online estimated algorithm are to reflect the actual model of the system more objectively rather than for the “model-free”. And this should be the guideline for this family of adaptive control method. Therefore, the most important task is to reflect the system objectively, whether we apply the online or offline estimation method. If the online estimation method is failed to meet the requirements, we may choose the offline parameters for the robustness of the controller, which may have the excellent performance as well, even though the offline estimated parameters do not converge to the true values. Further, [22] gives a profound appreciation: “many of the on-line schemes in current use can be thought of as sequential implementations of off-line algorithms”.

[22] has put forward several questions for the guidelines. If the chosen model structure corresponds to or is able to incorporate the true system structure, i) do the estimated parameters converge to the “true” system parameters? ii) how fast does the algorithm converge? iii) how robust are the algorithms that affects various sources of errors?

Besides, we should try to incorporate the prior knowledge as much as possible into the estimation algorithm, such as structural constraints, parameter values like $\Phi_2(k) = \Phi_4(k) = \dots = \mathbf{0}$ in Example 2.2, feasible ranges of parameters, etc.

To say the least, if the chosen N is larger than the maximum time-delay, L_y and L_u are large enough to encompass the controlled system model, and most importantly, we have a very excellent on-line estimation method which can objectively

reflect the time-varying system. The proposed MFAPC might realize the “model-free” method for any unknown nonlinear system in theory. It generally solves the time delay problem and is applied more widely than the current MFAC.

Remark 2: One implicit merit of the proposed controller is that the integrator part, $\mathbf{P}^T (\mathbf{Y}_N^*(k+1) - \mathbf{E}y(k))$, is solely separated and the rest part of controller can be considered as the compensator of the system. If the controller is not designed properly, the offline model is not built accurately, or the integral windup needs to be avoided, we may change the integrator part to

$$\mathbf{P}^T \left\{ \mathbf{K}_I (\mathbf{Y}_N^*(k+1) - \mathbf{E}y(k)) + \mathbf{K}_p \left[(\mathbf{Y}_N^*(k+1) - \mathbf{E}y(k)) - (\mathbf{Y}_N^*(k) - \mathbf{E}y(k-1)) \right] \right\} \quad (25)$$

for changing the introduced parameter matrix \mathbf{K}_p and \mathbf{K}_I by experience of tuning PID to change the system output behavior. This is normally the last procedure or last resort.

Remark 3: If the system is strongly nonlinear, the obtained $\phi_L^T(k)$, $\tilde{\Psi}_Y(k)$, $\tilde{\Psi}_U(k)$ and $\tilde{\Psi}_N(k)$ may change apparently from time k to $k+1$, which usually causes poor system behaviors. Consequently, we suggest to apply the iterative MFAPC controller in the way of [b] and [c]. The controller is

$$\Delta \mathbf{u}(k, i) = \mathbf{g}^T [\tilde{\Psi}_N^T(k, i) \tilde{\Psi}_N(k, i) + \lambda(k, i)]^{-1} \tilde{\Psi}_N^T(k, i) [(\mathbf{Y}_N^*(k+1) - \mathbf{E}y(k, i)) - \tilde{\Psi}_Y(k, i) \Delta \mathbf{Y}_{L_y}(k, i) - \tilde{\Psi}_U(k, i) \Delta \mathbf{U}_{L_u}(k-1, i)] \quad (26)$$

, where $\tilde{\Psi}_Y(k, i)$, $\tilde{\Psi}_U(k, i)$, $\tilde{\Psi}_N(k, i)$, $\Delta \mathbf{Y}_{L_y}(k, i)$ and $\Delta \mathbf{U}_{L_u}(k-1, i)$ are listed in Appendix II and we choose

$$\phi_L^T(k, i) = [\phi_{L_y}^T(k, i), \phi_{L_u}^T(k, i)] \\ = \left[\frac{\partial f}{\partial \mathbf{y}^T(k, i)}, \dots, \frac{\partial f}{\partial \mathbf{y}^T(k-n_y, i)}, \frac{\partial f}{\partial \mathbf{u}^T(k, i)}, \dots, \frac{\partial f}{\partial \mathbf{u}^T(k-n_u, i)} \right]_{i=i-1} \quad (27)$$

where $\phi_L^T(k, i)$ can be online calculated by substituting the system inputs and outputs into the gradient of system function; i represents the iteration count before the control inputs are sent to the system at the time of k . For more applications, please refer to [b] and [c] which have applied the iterative MFAPC and MFAC controller with $L_y=0$ and $L_u=1$ in the robotic system.

The above viewpoints are the lessons from the practical experiments.

V. CONCLUSION

We propose a novel MFAPC method based on a kind of prediction model which derives from the corrected EDLM. The proposed method generally deals with the time delay problem in MIMO systems and can be applied more widely than the current MFAC. The performance analysis and the issue of how to choose the matrix λ are finished by analyzing the function of the closed-loop poles rather than the previous contraction mapping method which may be invalid. Several simulations verify the effectiveness of the proposed method and induct the discussion that its essence is “model-free” or “model-based”.

VI. APPENDIX I

Proof of Theorem 1

Proof: Case 1: $0 \leq L_y \leq n_y$ and $1 \leq L_u \leq n_u$

From (1), we have

$$\begin{aligned} \Delta \mathbf{y}(k+1) = & \mathbf{f}(\mathbf{y}(k), \dots, \mathbf{y}(k-L_y+1), \mathbf{y}(k-L_y), \dots, \mathbf{y}(k-n_y), \mathbf{u}(k), \\ & \dots, \mathbf{u}(k-L_u+1), \mathbf{u}(k-L_u), \dots, \mathbf{u}(k-n_u)) \\ & - \mathbf{f}(\mathbf{y}(k-1), \dots, \mathbf{y}(k-L_y), \mathbf{y}(k-L_y), \dots, \mathbf{y}(k-n_y), \mathbf{u}(k-1), \\ & \dots, \mathbf{u}(k-L_u), \mathbf{u}(k-L_u), \dots, \mathbf{u}(k-n_u)) \\ & + \mathbf{f}(\mathbf{y}(k-1), \dots, \mathbf{y}(k-L_y), \mathbf{y}(k-L_y), \dots, \mathbf{y}(k-n_y), \mathbf{u}(k-1), \\ & \dots, \mathbf{u}(k-L_u), \mathbf{u}(k-L_u), \dots, \mathbf{u}(k-n_u)) \\ & - \mathbf{f}(\mathbf{y}(k-1), \dots, \mathbf{y}(k-L_y), \mathbf{y}(k-L_y-1), \dots, \mathbf{y}(k-n_y-1), \\ & \mathbf{u}(k-1), \dots, \mathbf{u}(k-L_u), \mathbf{u}(k-L_u-1), \dots, \mathbf{u}(k-n_u-1)) \end{aligned} \quad (28)$$

On the basis of *Assumption 1* and the definition of differentiability in [32], (28) becomes

$$\begin{aligned} \Delta \mathbf{y}(k+1) = & \frac{\partial \mathbf{f}}{\partial \mathbf{y}^T(k)} \Delta \mathbf{y}(k) + \dots + \frac{\partial \mathbf{f}}{\partial \mathbf{y}^T(k-L_y+1)} \Delta \mathbf{y}(k-L_y+1) \\ & + \frac{\partial \mathbf{f}}{\partial \mathbf{u}^T(k)} \Delta \mathbf{u}(k) + \dots + \frac{\partial \mathbf{f}}{\partial \mathbf{u}^T(k-L_u+1)} \Delta \mathbf{u}(k-L_u+1) \\ & + \varepsilon_1 \Delta \mathbf{y}(k) + \dots + \varepsilon_{L_y} \Delta \mathbf{y}(k-L_y+1) + \varepsilon_{L_y+1} \Delta \mathbf{u}(k) + \dots \\ & + \varepsilon_{L_y+L_u} \Delta \mathbf{u}(k-L_u+1) + \boldsymbol{\psi}(k) \end{aligned} \quad (29)$$

or

$$\begin{aligned} \Delta \mathbf{y}(k+1) = & \left. \frac{\partial \mathbf{f}}{\partial \mathbf{y}^T(k)} \right|_{k=k-1} \Delta \mathbf{y}(k) + \dots \\ & + \left. \frac{\partial \mathbf{f}}{\partial \mathbf{y}^T(k-L_y+1)} \right|_{k=k-1} \Delta \mathbf{y}(k-L_y+1) \\ & + \left. \frac{\partial \mathbf{f}}{\partial \mathbf{u}^T(k)} \right|_{k=k-1} \Delta \mathbf{u}(k) + \dots \\ & + \left. \frac{\partial \mathbf{f}}{\partial \mathbf{u}^T(k-L_u+1)} \right|_{k=k-1} \Delta \mathbf{u}(k-L_u+1) \\ & + \varepsilon_1 \Delta \mathbf{y}(k) + \dots + \varepsilon_{L_y} \Delta \mathbf{y}(k-L_y+1) + \varepsilon_{L_y+1} \Delta \mathbf{u}(k) + \dots \\ & + \varepsilon_{L_y+L_u} \Delta \mathbf{u}(k-L_u+1) + \boldsymbol{\psi}(k) \end{aligned} \quad (30)$$

where

$$\begin{aligned} \boldsymbol{\psi}(k) \triangleq & \mathbf{f}(\mathbf{y}(k-1), \dots, \mathbf{y}(k-L_y), \mathbf{y}(k-L_y), \dots, \mathbf{y}(k-n_y), \\ & \mathbf{u}(k-1), \dots, \mathbf{u}(k-L_u), \mathbf{u}(k-L_u), \dots, \mathbf{u}(k-n_u)) \\ & - \mathbf{f}(\mathbf{y}(k-1), \dots, \mathbf{y}(k-L_y), \mathbf{y}(k-L_y-1), \dots, \mathbf{y}(k-n_y-1), \\ & \mathbf{u}(k-1), \dots, \mathbf{u}(k-L_u), \mathbf{u}(k-L_u-1), \dots, \mathbf{u}(k-n_u-1)) \end{aligned} \quad (31)$$

$$\frac{\partial \mathbf{f}}{\partial \mathbf{y}^T(k-i)} = \begin{bmatrix} \frac{\partial f_1}{\partial y_1(k-i)} & \frac{\partial f_1}{\partial y_2(k-i)} & \dots & \frac{\partial f_1}{\partial y_{M_y}(k-i)} \\ \frac{\partial f_2}{\partial y_1(k-i)} & \frac{\partial f_2}{\partial y_2(k-i)} & \dots & \frac{\partial f_2}{\partial y_{M_y}(k-i)} \\ \vdots & \vdots & \ddots & \vdots \\ \frac{\partial f_{M_y}}{\partial y_1(k-i)} & \frac{\partial f_{M_y}}{\partial y_2(k-i)} & \dots & \frac{\partial f_{M_y}}{\partial y_{M_y}(k-i)} \end{bmatrix}, \quad 0 \leq i \leq L_y - 1,$$

$$\frac{\partial \mathbf{f}}{\partial \mathbf{u}^T(k-j)} = \begin{bmatrix} \frac{\partial f_1}{\partial u_1(k-j)} & \frac{\partial f_1}{\partial u_2(k-j)} & \dots & \frac{\partial f_1}{\partial u_{M_u}(k-j)} \\ \frac{\partial f_2}{\partial u_1(k-i)} & \frac{\partial f_2}{\partial u_2(k-i)} & \dots & \frac{\partial f_2}{\partial u_{M_u}(k-j)} \\ \vdots & \vdots & \ddots & \vdots \\ \frac{\partial f_{M_y}}{\partial u_1(k-i)} & \frac{\partial f_{M_y}}{\partial u_2(k-i)} & \dots & \frac{\partial f_{M_y}}{\partial u_{M_u}(k-j)} \end{bmatrix}, \quad 0 \leq j \leq L_u - 1$$

denote the partial derivative of $\mathbf{f}(\dots)$ with respect to the $(i+1)$ -th vector and the (n_y+2+j) -th vector at some point within

$$[\mathbf{y}(k), \dots, \mathbf{y}(k-L_y+1), \mathbf{y}(k-L_y), \dots, \mathbf{y}(k-n_y), \mathbf{u}(k), \dots, \mathbf{u}(k-L_u+1), \mathbf{u}(k-L_u), \dots, \mathbf{u}(k-n_u)]$$

and

$$[\mathbf{y}(k-1), \dots, \mathbf{y}(k-L_y), \mathbf{y}(k-L_y), \dots, \mathbf{y}(k-n_y), \mathbf{u}(k-1), \dots, \mathbf{u}(k-L_u), \mathbf{u}(k-L_u), \dots, \mathbf{u}(k-n_u)]$$

respectively. And $\varepsilon_1, \dots, \varepsilon_{L_y+L_u}$ are functions that depend only on $\Delta \mathbf{y}(k), \dots, \Delta \mathbf{y}(k-L_y+1), \Delta \mathbf{u}(k), \dots, \Delta \mathbf{u}(k-L_u+1)$, with $(\varepsilon_1, \dots, \varepsilon_{L_y+L_u}) \rightarrow (\mathbf{0}, \dots, \mathbf{0})$ when $(\Delta \mathbf{y}(k), \dots, \Delta \mathbf{y}(k-L_y+1), \Delta \mathbf{u}(k), \dots, \Delta \mathbf{u}(k-L_u+1)) \rightarrow (\mathbf{0}, \dots, \mathbf{0})$.

Both (29) and (30) satisfy the conception of differentiability. Due to the length limitation of this paper, we use (29) in the proof for being consistent with [2] and apply (30) in the simulation.

We consider the following equation with the vector $\boldsymbol{\eta}(k)$ for each time k :

$$\boldsymbol{\psi}(k) = \boldsymbol{\eta}^T(k) \Delta \mathbf{H}(k) \quad (32)$$

Owing to $\|\Delta \mathbf{H}(k)\| \neq 0$, (32) must have at least one solution $\boldsymbol{\eta}_i^T(k)$. Let

$$\begin{aligned} \boldsymbol{\phi}_L^T(k) = & \boldsymbol{\eta}_i^T(k) + \left[\frac{\partial \mathbf{f}}{\partial \mathbf{y}^T(k)} + \varepsilon_1, \dots, \frac{\partial \mathbf{f}}{\partial \mathbf{y}^T(k-L_y+1)} + \varepsilon_{L_y}, \right. \\ & \left. \frac{\partial \mathbf{f}}{\partial \mathbf{u}^T(k)} + \varepsilon_{L_y+1}, \dots, \frac{\partial \mathbf{f}}{\partial \mathbf{u}^T(k-L_u+1)} + \varepsilon_{L_y+L_u} \right] \end{aligned} \quad (33)$$

Then (29) can be described as follow:

$$\Delta \mathbf{y}(k+1) = \boldsymbol{\phi}_L^T(k) \Delta \mathbf{H}(k) \quad (34)$$

Case 2: $L_y = n_y + 1$ and $L_u = n_u + 1$

On the basis of *Assumption 1* and the definition of differentiability in [32], (1) becomes

$$\begin{aligned} \Delta \mathbf{y}(k+1) &= \frac{\partial \mathbf{f}}{\partial \mathbf{y}^T(k)} \Delta \mathbf{y}(k) + \dots + \frac{\partial \mathbf{f}}{\partial \mathbf{y}^T(k-n_y)} \Delta \mathbf{y}(k-n_y) \\ &\quad + \frac{\partial \mathbf{f}}{\partial \mathbf{u}^T(k)} \Delta \mathbf{u}(k) + \dots + \frac{\partial \mathbf{f}}{\partial \mathbf{u}^T(k-n_u)} \Delta \mathbf{u}(k-n_u) \quad (35) \\ &\quad + \varepsilon_1 \Delta \mathbf{y}(k) + \dots + \varepsilon_{L_y} \Delta \mathbf{y}(k-n_y) + \varepsilon_{L_y+1} \Delta \mathbf{u}(k) + \dots \\ &\quad + \varepsilon_{L_y+L_u} \Delta \mathbf{u}(k-n_u) \end{aligned}$$

and we let

$$\begin{aligned} \phi_L^T(k) &= \left[\frac{\partial \mathbf{f}}{\partial \mathbf{y}^T(k)} + \varepsilon_1, \dots, \frac{\partial \mathbf{f}}{\partial \mathbf{y}^T(k-n_y)} + \varepsilon_{L_y}, \right. \\ &\quad \left. \frac{\partial \mathbf{f}}{\partial \mathbf{u}^T(k)} + \varepsilon_{L_y+1}, \dots, \frac{\partial \mathbf{f}}{\partial \mathbf{u}^T(k-n_u)} + \varepsilon_{L_y+L_u} \right] \quad (36) \end{aligned}$$

to describe (35) as follow:

$$\Delta \mathbf{y}(k+1) = \phi_L^T(k) \Delta \mathbf{H}(k) \quad (37)$$

with $(\varepsilon_1, \dots, \varepsilon_{L_y+L_u}) \rightarrow (\mathbf{0}, \dots, \mathbf{0})$ ($\phi_L^T(k) \rightarrow [\frac{\partial \mathbf{f}}{\partial \mathbf{y}^T(k)}, \dots, \frac{\partial \mathbf{f}}{\partial \mathbf{y}^T(k-n_y)}, \frac{\partial \mathbf{f}}{\partial \mathbf{u}^T(k)}, \dots, \frac{\partial \mathbf{f}}{\partial \mathbf{u}^T(k-n_u)}]$) in nonlinear systems, when $(\Delta \mathbf{y}(k), \dots, \Delta \mathbf{y}(k-n_y), \Delta \mathbf{u}(k), \dots, \Delta \mathbf{u}(k-n_u)) \rightarrow (\mathbf{0}, \dots, \mathbf{0})$.

As to linear systems, we will always have $\phi_L^T(k) = [\frac{\partial \mathbf{f}}{\partial \mathbf{y}^T(k)}, \dots, \frac{\partial \mathbf{f}}{\partial \mathbf{y}^T(k-n_y)}, \frac{\partial \mathbf{f}}{\partial \mathbf{u}^T(k)}, \dots, \frac{\partial \mathbf{f}}{\partial \mathbf{u}^T(k-n_u)}]^T$, no matter what $(\Delta \mathbf{y}(k), \dots, \Delta \mathbf{y}(k-n_y), \Delta \mathbf{u}(k), \dots, \Delta \mathbf{u}(k-n_u))$ is.

Case 3: $L_y > n_y + 1$ and $L_u > n_u + 1$

On the basis of *Assumption 1* and the definition of differentiability in [32], (1) becomes

$$\begin{aligned} \Delta \mathbf{y}(k+1) &= \frac{\partial \mathbf{f}}{\partial \mathbf{y}^T(k)} \Delta \mathbf{y}(k) + \dots + \frac{\partial \mathbf{f}}{\partial \mathbf{y}^T(k-n_y)} \Delta \mathbf{y}(k-n_y) \\ &\quad + \frac{\partial \mathbf{f}}{\partial \mathbf{u}^T(k)} \Delta \mathbf{u}(k) + \dots + \frac{\partial \mathbf{f}}{\partial \mathbf{u}^T(k-n_u)} \Delta \mathbf{u}(k-n_u) \\ &\quad + \varepsilon_1 \Delta \mathbf{y}(k) + \dots + \varepsilon_{n_y+1} \Delta \mathbf{y}(k-n_y) + \varepsilon_{L_y+1} \Delta \mathbf{u}(k) + \dots \\ &\quad + \varepsilon_{L_y+n_u+1} \Delta \mathbf{u}(k-n_u) \quad (38) \end{aligned}$$

Define

$$\begin{aligned} \gamma(k) &= \varepsilon_1 \Delta \mathbf{y}(k) + \dots + \varepsilon_{n_y+1} \Delta \mathbf{y}(k-n_y) + \varepsilon_{L_y+1} \Delta \mathbf{u}(k) + \dots \\ &\quad + \varepsilon_{L_y+n_u+1} \Delta \mathbf{u}(k-n_u) \quad (39) \end{aligned}$$

We consider the following equation with the vector $\boldsymbol{\eta}(k)$ for each time k :

$$\boldsymbol{\gamma}(k) = \boldsymbol{\eta}^T(k) \Delta \mathbf{H}(k) \quad (40)$$

Owing to $\|\Delta \mathbf{H}(k)\| \neq 0$, (40) must have at least one solution

$\boldsymbol{\eta}_1^T(k)$. Let

$$\begin{aligned} \phi_L^T(k) &= \boldsymbol{\eta}_1^T(k) + \left[\frac{\partial \mathbf{f}}{\partial \mathbf{y}^T(k)}, \dots, \frac{\partial \mathbf{f}}{\partial \mathbf{y}^T(k-n_y)}, \mathbf{0}, \dots, \mathbf{0} \right. \\ &\quad \left. \frac{\partial \mathbf{f}}{\partial \mathbf{u}^T(k)}, \dots, \frac{\partial \mathbf{f}}{\partial \mathbf{u}^T(k-n_u)}, \mathbf{0}, \dots, \mathbf{0} \right] \quad (41) \end{aligned}$$

Then (38) can be described as (34).

Case 4: $L_y \geq n_y + 1$ and $1 \leq L_u < n_u + 1$; $0 \leq L_y < n_y + 1$ and $L_u \geq n_u + 1$.

The proof of Case 4 is similar to the above analysis, and we omit it.

We finished the proof of *Theorem 1*.

VII. APPENDIX II

We define $\boldsymbol{\Psi}_Y(k)$, $\tilde{\boldsymbol{\Psi}}_Y(k)$, $\boldsymbol{\Psi}_U(k)$, $\tilde{\boldsymbol{\Psi}}_U(k)$, $\boldsymbol{\Psi}_W(k)$, $\tilde{\boldsymbol{\Psi}}_W(k)$, $\boldsymbol{\Psi}_N(k)$, $\tilde{\boldsymbol{\Psi}}_N(k)$, $\tilde{\boldsymbol{\Psi}}_Y(k, i)$, $\tilde{\boldsymbol{\Psi}}_U(k, i)$, $\tilde{\boldsymbol{\Psi}}_N(k, i)$, $\Delta \mathbf{Y}_{L_y}(k, i)$ and $\Delta \mathbf{U}_{L_u}(k, i-1)$ as follows.

$$\boldsymbol{\Psi}_Y(k) = \begin{bmatrix} \phi_{11} \\ \phi_{12} \\ \phi_{13} \\ \phi_{14} \\ \vdots \\ \phi_{1N} \end{bmatrix} = \begin{bmatrix} \phi_{L_y}^T(k) \\ \phi_{L_y}^T(k+1)[\mathbf{C} + \mathbf{D}\phi_{L_y}^T(k)] \\ \phi_{L_y}^T(k+2)\mathbf{C}^2 + \phi_{L_y}^T(k+2)\sum_{i=0}^1 \mathbf{C}^i \mathbf{D}\phi_{12-i} \\ \vdots \\ \phi_{L_y}^T(k+N-1)\mathbf{C}^{N-1} \\ + \phi_{L_y}^T(k+N-1)\sum_{i=0}^{N-2} \mathbf{C}^i \mathbf{D}\phi_{1N-i-1} \end{bmatrix},$$

$$\boldsymbol{\Psi}_U(k) = \begin{bmatrix} \phi_{21}^T & \phi_{22}^T & \phi_{23}^T & \dots & \phi_{2N}^T \end{bmatrix}^T = \begin{bmatrix} \phi_{L_u}^T(k)\mathbf{A} \\ \phi_{L_u}^T(k+1)\mathbf{A}^2 + \phi_{L_y}^T(k+1)\mathbf{D}\phi_{L_u}^T(k)\mathbf{A} \\ \phi_{L_u}^T(k+2)\mathbf{A}^3 + \phi_{L_y}^T(k+2)\sum_{i=0}^1 \mathbf{C}^i \mathbf{D}\phi_{22-i} \\ \vdots \\ \phi_{L_u}^T(k+N-1)\mathbf{A}^N + \phi_{L_y}^T(k+N-1)\sum_{i=0}^{N-2} \mathbf{C}^i \mathbf{D}\phi_{2N-i-1} \end{bmatrix},$$

$$\begin{aligned}
\tilde{\Psi}_Y(k) &= A_N \tilde{\Psi}_Y(k) \\
&= \begin{bmatrix} \phi_{Ly}^T(k) \\ \phi_{Ly}^T(k+1)[C + D\phi_{Ly}^T(k)] + \phi_{Ly}^T(k) \\ \vdots \\ \sum_{j=1}^N [\phi_{Ly}^T(k+j-1)C^{j-1} \\ + \phi_{Ly}^T(k+j-1)\sum_{i=0}^{j-2} C^i D\phi_{1j-i-1}] \end{bmatrix}, \\
\Psi_N(k)_{(N \cdot My) \times (N \cdot Mu)} &= \begin{bmatrix} \psi_{11}, \psi_{12}, \dots, \psi_{1N} \\ \psi_{21}, \psi_{22}, \dots, \psi_{2N} \\ \vdots \\ \psi_{N2}, \psi_{N2}, \dots, \psi_{NN} \end{bmatrix} \\
&= \begin{bmatrix} \phi_{Lu}^T(k)B & \mathbf{0} & \mathbf{0} & \dots & \mathbf{0} \\ \phi_{Lu}^T(k+1)AB + \phi_{Ly}^T(k+1)D\phi_{Lu}^T(k)B & \phi_{Lu}^T(k+1)B & \mathbf{0} & \dots & \mathbf{0} \\ \phi_{Lu}^T(k+2)A^2B & \phi_{Lu}^T(k+2)AB & \phi_{Lu}^T(k+2)B & \dots & \mathbf{0} \\ + \phi_{Ly}^T(k+2)\sum_{i=0}^1 C^i D\psi_{2-i,1} & + \phi_{Ly}^T(k+2)D\phi_{Lu}^T(k+1)B & & & \\ \vdots & \vdots & \vdots & \ddots & \vdots \\ \phi_{Lu}^T(k+N-1)A^{N-1}B & \phi_{Lu}^T(k+N-1)A^{N-2}B & \phi_{Lu}^T(k+N-1)A^{N-3}B & \dots & \phi_{Lu}^T(k+N-1)B \\ + \phi_{Ly}^T(k+N-1)\sum_{i=0}^{N-2} C^i D\psi_{N-i-1,1} & + \phi_{Ly}^T(k+N-1)\sum_{i=0}^{N-3} C^i D\psi_{N-i-1,2} & + \phi_{Ly}^T(k+N-1)\sum_{i=0}^{N-4} C^i D\psi_{N-i-1,3} & & \end{bmatrix} \\
\tilde{\Psi}_N(k)_{(N \cdot My) \times (N \cdot Mu)} &= A_N \Psi_N(k) \\
&= \begin{bmatrix} \phi_{Lu}^T(k)B & \mathbf{0} & \mathbf{0} & \dots & \mathbf{0} \\ \phi_{Lu}^T(k+1)AB + \phi_{Ly}^T(k)B & \phi_{Lu}^T(k+1)B & \mathbf{0} & \dots & \mathbf{0} \\ + \phi_{Ly}^T(k+1)D\phi_{Lu}^T(k)B & & & & \\ \sum_{j=1}^3 [\phi_{Lu}^T(k+j-1)A^{j-1}B & \phi_{Lu}^T(k+2)AB + \phi_{Ly}^T(k+1)B & \phi_{Lu}^T(k+2)B & \dots & \mathbf{0} \\ + \phi_{Ly}^T(k+j-1)\sum_{i=0}^{j-2} C^i D\psi_{j-i-1,1}] & + \phi_{Ly}^T(k+2)D\phi_{Lu}^T(k+1)B & & & \\ \vdots & \vdots & \vdots & \ddots & \vdots \\ \sum_{j=1}^N [\phi_{Lu}^T(k+j-1)A^{j-1}B & \sum_{j=2}^N [\phi_{Lu}^T(k+j-1)A^{j-2}B & \sum_{j=3}^N [\phi_{Lu}^T(k+j-1)A^{j-3}B & \dots & \phi_{Lu}^T(k+N-1)B \\ + \phi_{Ly}^T(k+j-1)\sum_{i=0}^{j-2} C^i D\psi_{j-i-1,1}] & + \phi_{Ly}^T(k+j-1)\sum_{i=0}^{j-3} C^i D\psi_{j-i-1,2}] & + \phi_{Ly}^T(k+j-1)\sum_{i=0}^{j-4} C^i D\psi_{j-i-1,3}] & & \end{bmatrix},
\end{aligned}$$

$$\tilde{\Psi}_N(k, i)_{(N \cdot M_y) \times (N \cdot M_u)} = \begin{bmatrix} \phi_{Lu}^T(k, i) \mathbf{B} & \mathbf{0} & \mathbf{0} & \cdots & \mathbf{0} \\ \phi_{Lu}^T(k+1, i) \mathbf{A} \mathbf{B} + \phi_{Ly}^T(k, i) \mathbf{B} & \phi_{Lu}^T(k+1, i) \mathbf{B} & \mathbf{0} & \cdots & \mathbf{0} \\ + \phi_{Ly}^T(k+1, i) \mathbf{D} \phi_{Lu}^T(k, i) \mathbf{B} & & & & \\ \sum_{j=1}^3 [\phi_{Lu}^T(k+j-1, i) \mathbf{A}^{j-1} \mathbf{B} & \phi_{Lu}^T(k+2, i) \mathbf{A} \mathbf{B} + \phi_{Lu}^T(k+1, i) \mathbf{B} & \phi_{Lu}^T(k+2, i) \mathbf{B} & \cdots & \mathbf{0} \\ + \phi_{Ly}^T(k+j-1, i) \sum_{m=0}^{j-2} \mathbf{C}^i \mathbf{D} \psi_{j-m-1,1}(k, i)] & + \phi_{Ly}^T(k+2, i) \mathbf{D} \phi_{Lu}^T(k+1, i) \mathbf{B} & & & \\ \vdots & \vdots & \vdots & \ddots & \vdots \\ \sum_{j=1}^N [\phi_{Lu}^T(k+j-1, i) \mathbf{A}^{j-1} \mathbf{B} & \sum_{j=2}^N [\phi_{Lu}^T(k+j-1, i) \mathbf{A}^{j-2} \mathbf{B} & \sum_{j=3}^N [\phi_{Lu}^T(k+j-1, i) \mathbf{A}^{j-3} \mathbf{B} & \cdots & \phi_{Lu}^T(k+N-1, i) \mathbf{B} \\ + \phi_{Ly}^T(k+j-1, i) \sum_{m=0}^{j-2} \mathbf{C}^i \mathbf{D} \psi_{j-m-1,1}(k, i)] & + \phi_{Ly}^T(k+j-1, i) \sum_{m=0}^{j-3} \mathbf{C}^i \mathbf{D} \psi_{j-m-1,2}(k, i)] & + \phi_{Ly}^T(k+j-1, i) \sum_{m=0}^{j-4} \mathbf{C}^i \mathbf{D} \psi_{j-m-1,3}(k, i)] & \cdots & \\ \vdots & \vdots & \vdots & \ddots & \vdots \end{bmatrix}$$

$$\tilde{\Psi}_Y(k, i) = \begin{bmatrix} \phi_{Ly}^T(k, i) \\ \phi_{Ly}^T(k+1, i) [\mathbf{C} + \mathbf{D} \phi_{Ly}^T(k, i)] + \phi_{Ly}^T(k, i) \\ \vdots \\ \sum_{j=1}^N [\phi_{Ly}^T(k+j-1, i) \mathbf{C}^{j-1} \\ + \phi_{Ly}^T(k+j-1, i) \sum_{m=0}^{j-2} \mathbf{C}^i \mathbf{D} \phi_{1j-m-1}(k, i)] \end{bmatrix}, \quad \tilde{\Psi}_U(k, i) = \begin{bmatrix} \phi_{Lu}^T(k, i) \mathbf{A} \\ \phi_{Lu}^T(k+1, i) \mathbf{A}^2 + \phi_{Ly}^T(k+1, i) \mathbf{D} \phi_{Lu}^T(k, i) \mathbf{A} + \phi_{Lu}^T(k, i) \mathbf{A} \\ \sum_{j=1}^3 [\phi_{Lu}^T(k+j-1, i) \mathbf{A}^j + \phi_{Ly}^T(k+j-1, i) \sum_{m=0}^{j-2} \mathbf{C}^i \mathbf{D} \phi_{2j-m-1}(k, i)] \\ \vdots \\ \sum_{j=1}^N [\phi_{Lu}^T(k+j-1, i) \mathbf{A}^j + \phi_{Ly}^T(k+j-1, i) \sum_{m=0}^{j-2} \mathbf{C}^i \mathbf{D} \phi_{2j-m-1}(k, i)] \end{bmatrix},$$

$$\Delta \mathbf{Y}_{Ly}(k, i) = [\Delta \mathbf{y}^T(k, i), \dots, \Delta \mathbf{y}^T(k - L_y + 1, i)]^T, \quad \Delta \mathbf{U}_{Lu}(k-1, i) = [\Delta \mathbf{u}^T(k-1, i), \dots, \Delta \mathbf{u}^T(k - L_u, i)]^T.$$

REFERENCES

- [1] Hou Z S, Xiong S S. On Model Free Adaptive Control and its Stability Analysis[J]. IEEE Transactions on Automatic Control, 2019, 64(11): 4555-4569.
- [2] Hou Z S, Jin S T, Model Free Adaptive Control: Theory and Applications, CRC Press, Taylor and Francis Group, 2013
- [3] Ren Y, Hou Z S. Robust model-free adaptive iterative learning formation for unknown heterogeneous non-linear multi-agent systems[J]. IET Control Theory and Applications, 2020, 14(4): 654-663.
- [4] Wang S X, Li J S, Hou Z S. "Wind power compound model-free adaptive predictive control based on full wind speed." CSEE Journal of Power and Energy Systems, 2020.
- [5] Yu Q X, Hou Z S, Bu X H, Yu Q F. RBFNN-Based Data-Driven Predictive Iterative Learning Control for Nonaffine Nonlinear Systems[J]. IEEE Transactions on Neural Networks, 2020, 31(4):1170: 1182.
- [6] Bu X H, Yu Q X, Hou Z S, Qian W. Model Free Adaptive Iterative Learning Consensus Tracking Control for a Class of Nonlinear Multiagent Systems[C]. IEEE Transactions on systems man and cybernetics, 2019, 49(4): 677-686.
- [7] Liu S D, Hou Z S, Tian T T, et-al. Path tracking control of a self-driving wheel excavator via an enhanced data-driven model-free adaptive control approach[J]. IET Control Theory and Applications, 2020, 14(2): 220-232.
- [8] Zhu Y M, Hou Z S, Qian F, Du W L. Dual RBFNNs-Based Model-Free Adaptive Control With Aspen HYSYS Simulation[J]. IEEE Transactions on Neural Networks, 2017, 28(3): 759-765
- [9] Guo Y, Hou Z S, Liu S D, Jin S T. Data-Driven Model-Free Adaptive Predictive Control for a Class of MIMO Nonlinear Discrete-Time Systems With Stability Analysis[J]. IEEE Access, 2019: 102852-102866.
- [10] Bu X H, Yu Q X, Hou Z S, Qian W. Model Free Adaptive Iterative Learning Consensus Tracking Control for a Class of Nonlinear Multiagent Systems[C]. IEEE Transactions on systems man and cybernetics, 2019, 49(4): 677-686.
- [11] Chi R H, Hui Y, Zhang S H, Huang B, Hou Z S. Discrete-time Extended State Observer based Model-free Adaptive Control via Local Dynamic Linearization[J]. IEEE Transactions on Industrial Electronics, 2019: 1-1
- [12] Lei T, Hou Z S, Ren Y. Data-Driven Model Free Adaptive Perimeter Control for Multi-Region Urban Traffic Networks With Route Choice[J]. IEEE Transactions on Intelligent Transportation Systems, 2019: 1-12.
- [13] Dinh T Q, Marco J, Greenwood D, et-al. Data-Based Predictive Hybrid Driven Control for a Class of Imperfect Networked Systems[J]. IEEE Transactions on Industrial Informatics, 2018, 14(11): 5187-5199.
- [14] Bu X H, Hou Z S, Zhang H W. Data-Driven Multiagent Systems Consensus Tracking Using Model Free Adaptive Control[J]. IEEE Transactions on Neural Networks, 2018, 29(5): 1514-1524.
- [15] Hou Z S, Liu S D, Tian T T. Lazy-Learning-Based Data-Driven Model-Free Adaptive Predictive Control for a Class of Discrete-Time Nonlinear Systems[J]. IEEE Transactions on Neural Networks, 2017, 28(8): 1914-1928.
- [16] Wang Z S, Liu L, Zhang H G. "Neural network-based model free adaptive fault-tolerant control for discrete-time nonlinear systems with sensor fault," IEEE Transaction on Systems Man and Cybernetics: Systems, vol. 47, no. 8, pp. 2351-2362, 2017.
- [17] Pang Z H, Liu G P, Zhou D H, and Sun D H. "Data-driven control with input design-based data dropout compensation for networked nonlinear systems," IEEE Transaction on Control Systems Technology, 2017, 25(2): 628-636.
- [18] Hou Z S, Liu S D, Tian T T. Lazy-learning-based data-driven model-free adaptive predictive control for a class of discrete-time nonlinear systems[J]. IEEE transactions on neural networks and learning systems, 2016, 28(8): 1914-1928.
- [19] Hou Z S, Liu S D, Yin C K. Local learning-based model-free adaptive predictive control for adjustment of oxygen concentration in syngas manufacturing industry[J]. IET Control Theory & Applications, 2016, 10(12): 1384-1394.
- [20] Hou Z S, Jin S T, "A novel data-driven control approach for a class of discrete-time nonlinear systems," IEEE Transaction on Control Systems Technology, 2011, 19(6):1549-1558.
- [21] Hou Z S, Jin S T. Data-Driven Model-Free Adaptive Control for a Class of MIMO Nonlinear Discrete-Time Systems[J]. IEEE Transactions on

- Neural Networks, 2011, 22(12): 2173-2188.
- [22] Goodwin G C, Sin K S. Adaptive Filtering Prediction and Control[M]. Dover Publications, Inc, 2009.
- [23] Åström K J, Wittenmark B. Adaptive control [M]. Courier Corporation, 2013.
- [24] Chai T Y. Multivariable adaptive decoupling control and its application [M]. Beijing: Science Press, 2001.
- [25] Chai T Y, Wang H, Wang D H, Chen X K. Nonlinear decoupling control with ANFIS-Based unmolded dynamics compensation for a class of complex industrial processes[J]. IEEE Transactions on Neural Networks, 2018, 29(6): 2352-2366.
- [26] Zhang Y J, Chai T Y, Wang D H, Chen X K. Virtual Unmolded Dynamics Modeling for Nonlinear Multivariable Adaptive Control With Decoupling Design[C]. IEEE Transaction on systems man and cybernetics, 2018, 48(3): 342-353.
- [27] Clarke D W, Gawthrop P J. Self-tuning controller[C]//Proceedings of the Institution of Electrical Engineers. IET Digital Library, 1975, 122(9): 929-934.
- [28] Clarke D W, Gawthrop P J. Self-tuning control[C]//Proceedings of the Institution of Electrical Engineers. IET Digital Library, 1979, 126(6): 633-640.
- [29] Chai T Y, Yue H. Adaptive Control [M]. Beijing: Tsinghua University Press, 2015.
- [30] Han J Q. Active disturbance rejection control technique-the technique for estimating and compensating the uncertainties [M]. Beijing: National Defense Industry Press, 2008.
- [31] Fang C Z, Xiao D Y. Process identification [M]. Beijing: Tsinghua University Press, 1988.
- [32] Briggs W, Cochran L, Gillett B. Calculus [M]. Pearson, 2014.
- [a] Performance Analysis of Model-Free Adaptive Control
- [b] Discussion on a Class of Model-Free Adaptive Control for Multivariable Systems
- [c] Discussions on Inverse Kinematics based on Levenberg-Marquardt Method and Model-Free Adaptive (Predictive) Control