

Combining density based dynamical correlation with a reduced density matrix strong correlation description

Robert van Meer,^{1,*} Oleg Gritsenko,^{2,3} and Jeng-Da Chai^{1,4,†}

¹*Department of Physics, National Taiwan University, Taipei 10617, Taiwan*

²*Section Theoretical Chemistry, VU University, NL-1081 HV Amsterdam, The Netherlands*

³*Institute of Physics, Lodz University of Technology, PL-90-924 Lodz, Poland*

⁴*Center for Theoretical Physics and Center for Quantum Science and Engineering, National Taiwan University, Taipei 10617, Taiwan*

(Dated: July 7, 2020)

A combined density and first-order reduced-density-matrix (1RDM) functional is proposed for the calculation of potential energy curves (PECs) of molecular multibond dissociation. Its 1RDM functional part, a pair density functional, efficiently approximates the *ab initio* pair density of the complete active space self-consistent-field (CASSCF) method. The corresponding approximate on top pair density Π is employed to correct for double counting a correlation functional of density functional theory (DFT). The proposed ELS-DMIIDFT method with the extended Löwdin-Shull (ELS) 1RDM functional with dispersion and multibond (DM) corrections augmented with the IIDFT functional closely reproduces PECs of multibond dissociation in the paradigmatic N_2 , H_2O , and H_2CO molecules calculated with the recently proposed CASIIDFT (CASSCF augmented with a Π based scaled DFT correlation correction) method. Furthermore, with the additional M-correction, ELS-DMIIDFT+M reproduces well the benchmark PEC of the N_2 molecule by Lie and Clementi.

I. INTRODUCTION

The adequate description of bond breaking processes often requires the correct handling of both dynamical and strong non-dynamical correlation at all bond distances. Conventional density functional theory (DFT) (i.e., Kohn-Sham DFT) [1, 2] employing approximate density functionals is fully capable of handling the (mainly) dynamical correlation for equilibrium geometry structures, but fails to deliver an adequate description of the strong correlation that is required when one dissociates bonds [3, 4]. Recently, thermally-assisted-occupation density functional theory (TAO-DFT) [5–7], an efficient method to describe both dynamical and strong non-dynamical correlation [8, 9], has been developed. However, the choice of the fictitious temperature in TAO-DFT remains difficult, especially for molecular multibond dissociation [10]. Alternatively, an effective way of describing the strong correlation using a functional like description is to use density matrix functional theory (DMFT). However, recent geminal based approximate DMFT functionals fail to describe 50-80 % of the dynamical correlation and there does not seem to be a way to tackle this problem in a fully self-consistent fashion. In this paper we look at the previously developed CASIIDFT method for guidance, and try to combine both functional approaches in order to obtain a functional based method that combines the best of both worlds and can generate rather accurate potential energy surfaces.

In the CASIIDFT method the electronic energy of a state is expressed in terms of the CASSCF energy

E_e^{CASSCF} and the IIDFT component E^{IIDFT} . The latter accounts for the dynamical correlation part which is not described by the CASSCF wavefunction

$$E_e^{CASIIDFT} = E_e^{CASSCF} + E^{IIDFT}[X^{CASSCF}, \rho^{CASSCF}] \quad (1)$$

The IIDFT component itself is generated by using a scaled the correlation energy density functional by Lee, Yang, and Parr (LYP) [11]

$$E^{IIDFT}[X, \rho] = \int P[X] \epsilon_c^{LYP}[\rho(\mathbf{r})] d\mathbf{r} \quad (2)$$

whose scaling factor $P[X]$ depends on the on top density (pair density $\Pi(\mathbf{r}_1, \mathbf{r}_2)$ evaluated at $\mathbf{r}_1 = \mathbf{r}_2$ [12–16]) and density ρ

$$X(\mathbf{r}) = \frac{2\Pi(\mathbf{r}, \mathbf{r})}{\rho(\mathbf{r})^2} \quad (3)$$

The currently used parametrization differentiates between two regions based on physical characteristics

$$P[X] = \begin{cases} P^{SDC}(X) \leq 1, X \leq 1 \\ P^{EDC}(X) > 1, X > 1 \end{cases} \quad (4)$$

In case ($X \leq 1$) one is dealing with suppressed dynamical correlation (SDC), which is a situation that commonly occurs when bonds are being broken. The other scenario ($X > 1$) mainly occurs in energetically important spatial regions when one is describing distributed ionic type states, such as the first $^1\Sigma_u^+$ state of the H_2 molecule. In this case an enhanced dynamical correlation (EDC) description is warranted.

The CASIIDFT method with its suppression and enhancement of dynamical correlation has been applied successfully to various ground and excited state systems

* Corresponding Author. Email: rvanmeer@gmail.com

† Corresponding Author. Email: jdchai@phys.ntu.edu.tw

[14, 17, 18]. The latest variants, CASIIDFT+M and CAS(M)IIDFT which also include an additional medium distance correlation correction, have been able to fairly accurately reproduce complete basis set (CBS) limit potential energy curves (PECs) for multibonded molecules [19, 20].

Up until this point the IIDFT scheme has always been used in conjunction with a relatively complicated wavefunction based CAS type (SCF or non-SCF) non-dynamical correlation carrier. In case of ground states one can also consider to use a less complicated functional based approach for obtaining the CASSCF energy, pair density and the comitant on top density and density quantities. The most suitable candidate is DMFT.

In this paper we combine the DMFT approach with the IIDFT dynamical correlation correction. Section II describes the methodological details of the density matrix functional that is used for all calculations, extended Löwdin-Shull (ELS) with dispersion and multibond corrections (DM), and its utilization of the IIDFT correction scheme. In section III the full computational details of this endeavor are given. Section IV describes the application of the combined ELS-DMIIDFT scheme to several prototypical H_2O , N_2 and H_2CO molecules and compares the results with the CASSCF + IIDFT and CBS benchmark data. Conclusions are drawn in the final section.

II. DENSITY MATRIX FUNCTIONAL THEORY AND THE IIDFT CORRECTION

In DMFT the electronic ground state energy can be written as a functional of the one body reduced density matrix $\gamma(\mathbf{x}, \mathbf{x}')$ [21],

$$E_e^{DMFT}[\gamma(\mathbf{x}, \mathbf{x}')] = -\frac{1}{2} \int \nabla_{\mathbf{r}'}^2 \gamma(\mathbf{x}, \mathbf{x}')|_{\mathbf{x}'=\mathbf{x}} d\mathbf{x} + \int v_{\text{ext}} \gamma(\mathbf{x}, \mathbf{x}')|_{\mathbf{x}'=\mathbf{x}} d\mathbf{x} + W^{\text{DMFT}}[\gamma(\mathbf{x}, \mathbf{x}')] \quad (5)$$

Here \mathbf{x} stands for the combination of the spatial \mathbf{r} and spin s electron coordinates, and $W_{\text{DMFT}}[\gamma(\mathbf{x}, \mathbf{x}')] is the two-electron interaction functional, whose exact form is only known for systems consisting of two electrons, requiring one to use approximate functionals for other systems. Several approximate functionals have been developed over the course of many years [22–33]. All of these functionals can essentially be written as an integral over the approximate pair density in the natural orbital (NO) basis whose elements/prefactors are determined by one-body density matrix quantities.$

$$W^{\text{DMFT}}[\gamma(\mathbf{x}, \mathbf{x}')] = \int d\mathbf{r}_1 d\mathbf{r}_2 \frac{\Pi^{\text{DMFT}}[\gamma(\mathbf{x}, \mathbf{x}')] (\mathbf{r}_1, \mathbf{r}_2)}{|\mathbf{r}_1 - \mathbf{r}_2|} \quad (6)$$

The best candidate functional for our case is the ELS-DM functional, since it has been shown that this functional is fully capable of reproducing small CASSCF wavefunction

results for small molecules [32]. This functional is essentially an anti-symmetrized product of strongly orthogonal geminals (APSG) functional with additional dispersive dynamical correlation (D) and multibond dissociation (M) corrections.

$$\Pi^{\text{ELS-DM}}(\mathbf{r}_1, \mathbf{r}_2) = \Pi^{\text{APSG}}(\mathbf{r}_1, \mathbf{r}_2) + \Pi^{\text{D}}(\mathbf{r}_1, \mathbf{r}_2) + \Pi^{\text{M}}(\mathbf{r}_1, \mathbf{r}_2) \quad (7)$$

The APSG functional [34, 35] divides the system into multiple two electron subsystems with their own set of NOs and uses the exact two electron Löwdin-Shull (LS) functional for the interaction of the orbitals (and electrons) within the set [36], and a Hartree-Fock (HF) type interaction (no correlation) between orbitals belonging to different sets

$$\Pi^{\text{APSG}}(\mathbf{r}_1, \mathbf{r}_2) = \sum_{i \in P} \sum_{j \in Q \neq P} n_i n_j (4j_{ij}(\mathbf{r}_1, \mathbf{r}_2) - 2k_{ij}(\mathbf{r}_1, \mathbf{r}_2)) + \sum_{i \in P} \sum_{j \in Q=P} f_i f_j \sqrt{n_i n_j} l_{ij}(\mathbf{r}_1, \mathbf{r}_2) \quad (8)$$

Here P and Q denote sets, f_i are the phase factors that have a value of 1 for the first member of a set and generally -1 for all other members of the set, $\phi_i(\mathbf{r})$ are the NOs and n_i are the natural occupation numbers (NONs) whose value ranges from 0 to 1. The Coulomb j_{ij} , exchange k_{ij} , and star swapped exchange l_{ij} orbital products lead to their respective integrals when integrated, and are given by

$$j_{ij}(\mathbf{r}_1, \mathbf{r}_2) = \phi_i^*(\mathbf{r}_1) \phi_j^*(\mathbf{r}_2) \phi_i(\mathbf{r}_1) \phi_j(\mathbf{r}_2) \quad (9)$$

$$k_{ij}(\mathbf{r}_1, \mathbf{r}_2) = \phi_i^*(\mathbf{r}_1) \phi_j^*(\mathbf{r}_2) \phi_j(\mathbf{r}_1) \phi_i(\mathbf{r}_2) \quad (10)$$

$$l_{ij}(\mathbf{r}_1, \mathbf{r}_2) = \phi_i^*(\mathbf{r}_1) \phi_j(\mathbf{r}_2) \phi_j(\mathbf{r}_1) \phi_i^*(\mathbf{r}_2) \quad (11)$$

Note that the difference between the k_{ij} and l_{ij} orbital products only plays a role for the time dependent treatment [37–40], and is not important for the rest of this paper. The occupation numbers of the APSG functional follow a strict sum rule

$$\sum_{i \in P} n_i = 1 \quad (12)$$

ensuring that each geminal/set contains exactly two electrons (total occupation of 1 in our notation). While one can in principle assign any number of orbitals to a given geminal, one often resorts to only assigning two orbitals to every geminal (perfect pairing) due to the ambiguity of the assignment of more orbitals and the often relatively little energetic gain when doing so.

The Π^{M} correction to the ELS-D functional represents the contribution to Π due to non-dynamical correlation of electrons of different dissociating bonds

$$\Pi^{\text{M}}(\mathbf{r}_1, \mathbf{r}_2) = - \sum_{i \in P} \sum_{j \in Q \neq P} k_{ij} P_m(n_i(1-n_i)) P_m(n_j(1-n_j)) \sqrt{n_i(1-n_i)n_j(1-n_j)} \quad (13)$$

Here

$$P_m(z) = \left(1 + \frac{16}{\gamma}\right) \frac{\gamma z^2}{1 + \gamma z^2} \quad (14)$$

and γ is a parameter. The Π^D correction describes the dynamical dispersion type correlation between electrons on different geminals, and is responsible for up to 50 % of the CASSCF equilibrium geometry correlation in case one uses an active space of 1 orbital for each valence electron

$$\Pi^D(\mathbf{r}_1, \mathbf{r}_2) = \frac{1}{2} \sum_{i \neq a \in P} \sum_{j \neq b \in Q \neq P} F_D(n_i, n_a, n_j, n_b) d_{ia,jb} \quad (15)$$

here the dispersive type orbital product is given by

$$d_{ia,jb}(\mathbf{r}_1, \mathbf{r}_2) = \phi_i(\mathbf{r}_1) \phi_j(\mathbf{r}_2) \phi_a^*(\mathbf{r}_1) \phi_b^*(\mathbf{r}_2) \quad (16)$$

and the F_D prefactor is given by

$$F_D(n_i, n_a, n_j, n_b) = 8 f_{iajb} P_d(n_i, n_a) P_d(n_j, n_b) \sqrt{n_i n_a n_j n_b} \quad (17)$$

where f_{iajb} are phase factors that ensure that the energetic contribution of each index combination is negative (attractive). In (17) $P_d(z)$ are the following functions of the NON products

$$P_d(z) = \alpha \left(1 - \frac{\beta z^2}{1 + \beta z^2}\right) \quad (18)$$

with α and β being the parameters (See below).

When both corrections are applied one can reproduce the energies of small CASSCF expansions. One should keep in mind that these CASSCF expansions still only cover 50 % of the dynamical correlation, the other half of this correlation can only be captured by somehow incorporating the correlation space of the remainder of the complete set of "virtual" orbitals. As already mentioned before, in case of the APSG functional this additional space can be quite hard (and pointless) to incorporate. One can often only get relatively little energetic gain, while the efficiency of the SCF process is slowed down significantly by the constant moving of orbitals between sets. The situation improves slightly when additional intergeminal correlation is introduced. However, the higher lying virtuals can still not be assigned to a specific set.

The most practical way to solve this issue is to use a method that does not require the set assignment of this "sea of virtuals". There are essentially two main classes of these general dynamical correlation schemes that can be used: perturbative approaches and scaled DFT correlation energy functionals. Several perturbative approaches have been successfully applied to geminal based functionals [31, 41, 42], the main downside being the relatively large dependence on the size of the basis required for the proper account of dynamical correlation. Note, that DFT based approaches have a much smaller

dependence on the basis set size, since they do not use unoccupied virtual orbitals. In our case we use such a DFT based approach and obtain the missing dynamical correlation by inserting the approximate ELS-DM on top pair density of Eq.(7) and density into the IIDFT expression (2)

$$E_e^{ELS\text{DM}IIDFT} = E_e^{ELS-DM} + E^{IIDFT}[X^{ELS-DM}, \rho^{ELS-DM}] \quad (19)$$

with

$$X^{ELS-DM}(\mathbf{r}) = \frac{2\Pi^{ELS-DM}(\mathbf{r}, \mathbf{r})}{\rho^{ELS-DM}(\mathbf{r})^2} \quad (20)$$

resulting in a method that is completely based on functional approaches and does not require large basis sets.

III. COMPUTATIONAL DETAILS

All CASSCF calculations have been performed using the GAMESS-US program [43]. The DMFT and IIDFT calculations have been performed by using a homebrew program that accepts integrals and other quantities from GAMESS-US. The cc-pVTZ (no f functions) basis has been used for all calculations, since this allows us to easily compare the results with a recently published IIDFT study [19]. This choice also allows us to use the parametrization that was used in this study. So $P^{SDC}(X)$ which governs the suppression of dynamical correlation is given by

$$P^{SDC}(X) = \frac{ax}{1 + (a-1)x} \quad (21)$$

with $a = 0.2$, and $P^{EDC}(X)$ which governs the enhancement of dynamical correlation is given by

$$P^{EDC}(X) = c\sqrt[4]{x} - \frac{(c-1)(x-g)^2}{(1-g)^2} \quad (22)$$

with $c = 2.6$ and $g = 1.5$.

The original parameters of the ELS-DM functional are given by [32]

$$\begin{aligned} \alpha_o &= 1.25 \\ \beta_o &= 750 \\ \gamma_o &= 1500 \end{aligned}$$

These parameters were optimized for reproducing CASSCF energies for CAS spaces of 1 orbital per valence electron. The IIDFT correction scheme has, in principle, only been applied to smaller active spaces of 2 orbitals per broken bond. In order to facilitate the comparison to earlier CASIIDFT application we restrict ourselves to the smaller active space. Simultaneously such a choice allows one to reparametrize the original parameters. The following modified parameters have been used to obtain better results in the intermediate bond distance regions

for molecules with multiple broken bonds in the same region

$$\begin{aligned}\alpha_m &= 1.1 \\ \beta_m &= 250 \\ \gamma_m &= 1500\end{aligned}$$

In all cases we show the results of both the original (o) and the modified (m) ELS-DM parametrization.

IV. RESULTS

In this section we will show the result of combining the ELS-DM DMFT functional with the IIDFT scheme for the H₂O (double bond break), N₂ and H₂CO (C=O bond break) molecules. All of these molecules contain multiple broken bonds. The reason for choosing such a test set is that the exact DMFT functional for 2 electron systems is exactly equal to the CASSCF treatment, and that the ELS-DM functional reduces to the exact functional if one only uses two active electrons, making the comparison between ELS-DM and CASSCF trivial if only single bond breaks were to be discussed.

It should be mentioned that the IIDFT scheme still has some caveats and it does not always recover all dynamical correlation. The focus of the DMFT-CASSCF comparison is quite reasonable since any corrections to the IIDFT scheme are more likely to be applicable to both the DMFT and CASSCF methods if all of the initial DMFT and CASSCF quantities are comparable. Below we will look at one of these corrections.

The total energy curves (CASSCF/DMFT + IIDFT) for a minimal active space of 2 orbitals per broken bond are shown in Figures 1-3. The energy decomposition (CASSCF/DMFT, IIDFT, CASSCF/DMFT + IIDFT) of the N₂, H₂O and H₂CO molecules for 3 bond distances (equilibrium, roughly 1.5 times equilibrium (half way dissociated) and roughly 3 times equilibrium (dissociated)) is shown in Table I.

We will begin our analysis with the H₂O molecule, for which two "linked but isolated" bonds are dissociated simultaneously. Both of the ELS-DM curves shown in Figure 1 nearly coincide with the CASIIDFT curve and Table I shows that the individual components (CAS space and IIDFT correction) also nearly coincide, indicating that the combined ELS-DMIIDFT method can act as a substitute for CASIIDFT for this molecule. One should note that the modified ELS-DM parametrization yields slightly inferior results compared to the original parametrization. This is not very alarming since the modified parametrization is mainly applicable to situations in which multiple bonds in the same region are broken.

The results for the C=O bond break of the H₂CO molecule paint a similar picture. The ELS-DMIIDFT energies and their decomposition are close to the CASIIDFT ones. However, in this case the variation is

slightly higher than for the H₂O case, especially at the equilibrium and intermediate bond distances.

The triple bond dissociation of the N₂ molecule proves to be a bit more difficult to describe for the ELS-DM functional. The original parametrization of the ELS-DM functional fails in the intermediate bond distance region. We analyzed the CASSCF 2RDM of this region and compared it to the original ELS-DM results and noted that the dispersive type interactions were present in CASSCF, while they were nearly absent for ELS-DM. The modified parameter set fixes this issue and yields good overall results.

We have seen that the ELS-DMIIDFT method is, after some reparametrization, capable of reproducing the CASIIDFT results. However, as was mentioned before, the CASIIDFT method is not without its errors. It has been shown that the dissociation limit of CASIIDFT for multibonded systems is too high compared to the accurate CBS limit [19, 20]. The main culprit is the lack of the interbond dynamical correlation between the electrons localized on the same fragment of a dissociating molecule. Two different correction schemes were proposed. The newest variant injects the density of the frontier orbitals into a LYP functional scaled by an occupation number dependent prefactor. The older variant, which we will be using here, essentially entails using the correlation correction for multibond systems eq 13 again. The resulting CASIIDFT+M method

$$\begin{aligned}E_e^{CASIIDFT+M} &= E_e^{CASIIDFT} \\ &+ \int d\mathbf{r}_1 d\mathbf{r}_2 \frac{\Pi^M[\gamma^{CASSCF}(\mathbf{r}, \mathbf{r}')](\mathbf{r}_1, \mathbf{r}_2)}{|\mathbf{r}_1 - \mathbf{r}_2|}\end{aligned}\quad (23)$$

has shown to be capable of relatively accurately reproducing the CBS curve for the N₂ molecule. Similarly, one can add the correction (again) to the ELS-DMIIDFT method

$$\begin{aligned}E_e^{ELS-DMIIDFT+M} &= E_e^{ELS-DMIIDFT} \\ &+ \int d\mathbf{r}_1 d\mathbf{r}_2 \frac{\Pi^M[\gamma^{ELS-DM}(\mathbf{r}, \mathbf{r}')](\mathbf{r}_1, \mathbf{r}_2)}{|\mathbf{r}_1 - \mathbf{r}_2|}\end{aligned}\quad (24)$$

resulting in a method that is ought to be able to reproduce the N₂ curve. As is shown in Figure 4, this is indeed the case, proving that the ELS-DM functional is a satisfactory replacement for the CASSCF wavefunction for ground state calculations.

V. CONCLUSIONS

A combined approximate density and density-matrix ELS-DMIIDFT(+M) functional method is proposed for calculation of potential energy curves (PECs) of molecular multibond dissociation. It accounts for all relevant effects of electron correlation along the bond dissociation coordinate. These effects include the short-range dynamical correlation, the long-range intrabond non-dynamical

correlation, as well as the important in the dissociation region medium range interbond electron correlation.

The key point of the present DMFT+DFT development is that the ELS-DM pair density, a relatively simple 1RDM functional, closely reproduces a more complicated *ab initio* pair density of CASSCF. This allows the corresponding ELS-DM energy functional to efficiently account for non-dynamical correlation.

Furthermore, the ELS-DM on top pair density closely reproduces locally the CASSCF on top pair density. This allows to physically meaningfully correct the correlation DFT LYP functional for SDC using the generated within DMFT on top pair density within IIDFT.

The proposed ELS-DMIIDFT functional is applied to calculation of the PECs of the multibond dissociation in the prototype molecules N_2 , H_2O , and H_2CO . The resultant ELS-DMIIDFT PECs go very close to the corresponding PECs of the CASIIDFT method, which has been recently successfully applied to the calculation of various molecular PECs in Refs. [14, 17, 19, 20].

The proposed ELS-DMIIDFT effectively resolves the major DMFT bottleneck, stemming from the troublesome feature of the 1RDM spectrum, namely, the accumulation of the NO eigenfunctions near the zero NON eigenvalue. Because of this feature, reaching the fully

self-consistent solution with a DM functional, which includes all NOs in a given basis, often becomes, in a general case, a veritable numerical nightmare.

The present ELS-DMIIDFT functional efficiently circumvents this DMFT bottleneck by not using at all the higher NOs outside the minimal geminal subsets. In conventional DMFT the inclusion of these NOs is required to properly account for dynamical correlation. At variance with this, in ELS-DMIIDFT dynamical correlation is evaluated with the IIDFT functional, which does not use higher NOs. With the results obtained, this can be considered as a further development in the functional theory focused on the reliable calculation of the molecular PECs.

ACKNOWLEDGMENTS

This work was supported by the Ministry of Science and Technology of Taiwan (Grant No. MOST107-2628-M-002-005-MY3), National Taiwan University (Grant No. NTU-CDP-105R7818), and the National Center for Theoretical Sciences of Taiwan.

O. G. gratefully acknowledges the support by the Narodowe Centrum Nauki of Poland under Grant No. 2017/27/B/ST4/00756.

-
- [1] P. Hohenberg and W. Kohn, Phys. Rev. B **136**, 864 (1964).
- [2] W. Kohn and L. J. Sham, Phys. Rev. **140**, A1133 (1965).
- [3] A. J. Cohen, P. Mori-Sánchez, and W. Yang, Science (New York, N.Y.) **321**, 792 (2008).
- [4] A. J. Cohen, P. Mori-Sánchez, and W. Yang, Chem. Rev. **112**, 289 (2012).
- [5] J.-D. Chai, J. Chem. Phys. **136**, 154104 (2012).
- [6] J.-D. Chai, J. Chem. Phys. **140**, 18A521 (2014).
- [7] J.-D. Chai, J. Chem Phys. **146**, 044102 (2017).
- [8] C.-S. Wu and J.-D. Chai, J. Chem. Theory Comput. **11**, 2003 (2015).
- [9] C.-N. Yeh and J.-D. Chai, Sci. Rep. **6**, 30562 (2016).
- [10] C.-Y. Lin, K. Hui, J.-H. Chung, and J.-D. Chai, RSC Adv. **7**, 50496 (2017).
- [11] C. Lee, W. Yang, and R. G. Parr, Phys. Rev. B **37**, 785 (1988).
- [12] P. Gori-Giorgi and A. Savin, Phys. Rev. A **73**, 1 (2006).
- [13] R. K. Carlson, D. G. Truhlar, and L. Gagliardi, J. Phys. Chem. A **121**, 5540 (2017).
- [14] O. V. Gritsenko, R. van Meer, and K. Pernal, Phys. Rev. A **98**, 062510 (2018).
- [15] A. Fert, E. Giner, and J. Toulouse, J. Chem. Phys. **150**, 084103 (2019).
- [16] D. R. Alcoba, A. Torre, L. Lain, O. B. Oa, E. Ros, and G. E. Massaccesi, International Journal of Quantum Chemistry **120**, e26256 (2020).
- [17] O. V. Gritsenko, R. van Meer, and K. Pernal, Chemical Physics Letters **716**, 227 (2019).
- [18] O. V. Gritsenko and K. Pernal, J. Chem. Phys. **151**, 024111 (2019).
- [19] K. Pernal, O. V. Gritsenko, and R. van Meer, J. Chem. Phys. **151**, 164122 (2019).
- [20] M. Hapka, K. Pernal, and O. V. Gritsenko, J. Chem. Phys. **152**, 204118 (2020).
- [21] T. L. Gilbert, Phys. Rev. B **12**, 2111 (1975).
- [22] G. Csányi and T. A. Arias, Phys. Rev. B **61**, 7348 (2000).
- [23] A. M. K. Müller, Phys. Lett. A **105**, 446 (1984).
- [24] M. Buijse and E. J. Baerends, Mol. Phys. **100**, 401 (2002).
- [25] A. J. Cohen and E. J. Baerends, Chem. Phys. Lett. **364**, 409 (2002).
- [26] O. V. Gritsenko, K. Pernal, and E. J. Baerends, J. Chem. Phys. **122**, 204102 (2005).
- [27] D. R. Rohr, K. Pernal, O. V. Gritsenko, and E. J. Baerends, J. Chem. Phys. **129**, 164105 (2008).
- [28] N. N. Lathiotakis, S. Sharma, J. K. Dewhurst, F. G. Eich, M. A. L. Marques, and E. K. U. Gross, Phys. Rev. A **79**, 040501 (2009).
- [29] G. E. Scuseria and T. Tsuchimochi, J Chem Phys **131**, 164119 (2009).
- [30] M. Piris, J. Chem. Phys. **141**, 044107 (2014).
- [31] M. Piris, Phys. Rev. Lett. **119**, 063002 (2017).
- [32] R. van Meer, O. V. Gritsenko, and E. J. Baerends, J. Chem. Phys. **148**, 104102 (2018).
- [33] R. van Meer and O. V. Gritsenko, Phys. Rev. A **100**, 032335 (2019).
- [34] V. A. Rassolov, J. Chem. Phys. **117**, 5978 (2002).
- [35] K. Pernal, Comput. Theor. Chem. **1003**, 127 (2013), reduced Density Matrices: A Simpler Approach to Many-Electron Problems?
- [36] P.-O. Löwdin and H. Shull, Phys. Rev. **101**, 1730 (1956).

- [37] K. Pernal, O. V. Gritsenko, and E. J. Baerends, *Phys. Rev. A* **75**, 1 (2007).
- [38] K. Pernal and J. Cioslowski, *Phys. Chem. Chem. Phys.* **9**, 5956 (2007).
- [39] K. J. H. Giesbertz, O. Gritsenko, and E. J. Baerends, *J. Chem. Phys.* **136**, 094104 (2012).
- [40] R. van Meer, O. V. Gritsenko, and E. J. Baerends, *J. Chem. Phys.* **140**, 024101 (2014).
- [41] P. Jeszenszki, P. R. Nagy, T. Zoboki, . Szabados, and P. R. Surjn, *International Journal of Quantum Chemistry* **114**, 1048 (2014).
- [42] K. Chatterjee, E. Pastorczak, K. Jawulski, and K. Pernal, *J. Chem. Phys.* **144**, 244111 (2016).
- [43] M. W. Schmidt, K. K. Baldrige, J. A. Boatz, S. T. Elbert, M. S. Gordon, J. H. Jensen, S. Koseki, N. Matsunaga, K. A. Nguyen, S. Su, T. L. Windus, M. Dupuis, and J. A. Montgomery, *J. Comput. Chem.* **14**, 1347 (1993).
- [44] G. C. Lie and E. Clementi, *J. Chem. Phys.* **60**, 1288 (1974).

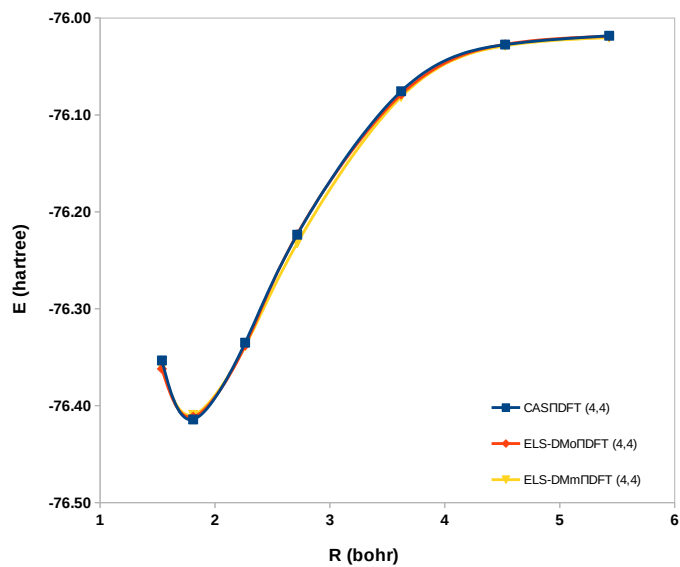


FIG. 1. H_2O double bond dissociation curves for an active space of 4 electrons in 4 orbitals.

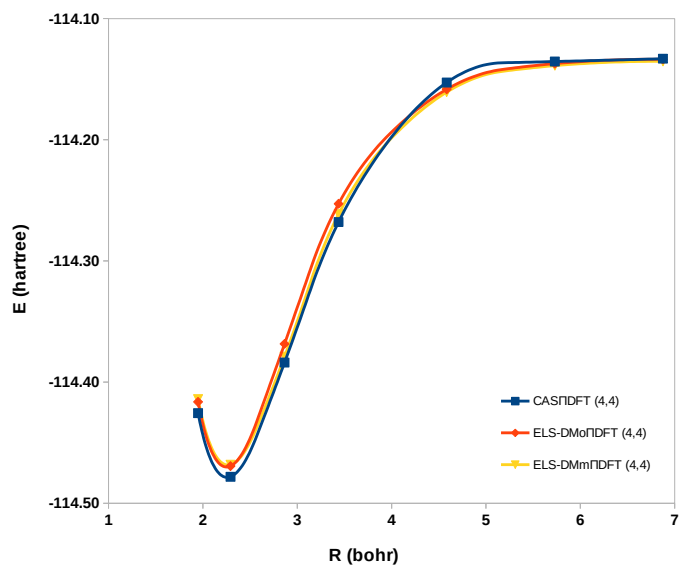


FIG. 2. H_2CO $\text{C}=\text{O}$ double bond dissociation curves for an active space of 4 electrons in 4 orbitals.

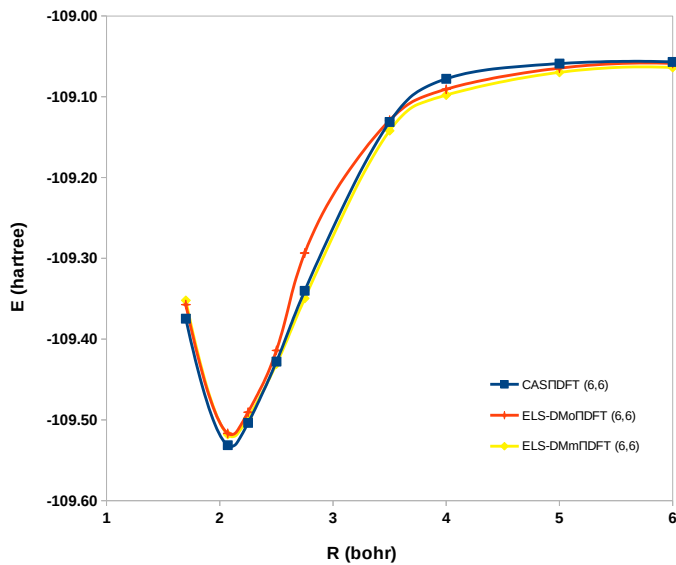


FIG. 3. N_2 triple bond dissociation curves for an active space of 6 electrons in 6 orbitals.

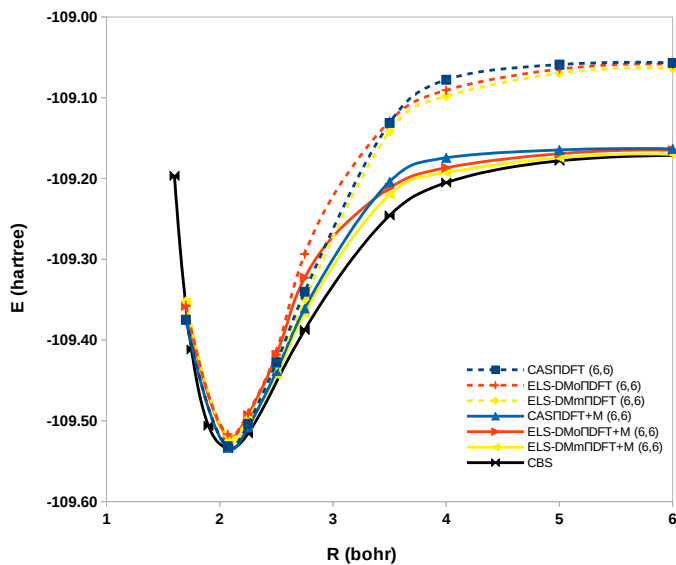


FIG. 4. N_2 triple bond dissociation curves for an active space of 6 electrons in 6 orbitals. The dashed curves represent the calculations without the medium range correlation dissociation correction. The CBS data has been taken from Ref. [44].

R (bohr)		N ₂			H ₂ CO			H ₂ O		
		2.075	2.75	6.0	2.292	3.468	6.876	1.81	2.72	5.43
CAS space	CASSCF	-109.1166	-108.9732	-108.7949	-113.9816	-113.8219	-113.7331	-76.1084	-75.9549	-75.8057
	ELS-DMo	-109.1088	-108.9455	-108.7966	-113.9749	-113.8188	-113.7336	-76.1100	-75.9564	-75.8064
	ELS-DMm	-109.1222	-108.9909	-108.8019	-113.9781	-113.8255	-113.7354	-76.1090	-75.9664	-75.8079
IIDFT	CASSCF	-0.4148	-0.3671	-0.2620	-0.4966	-0.4460	-0.4000	-0.3058	-0.2687	-0.2127
	ELS-DMo	-0.4078	-0.3480	-0.2621	-0.4944	-0.4340	-0.4000	-0.3014	-0.2667	-0.2125
	ELS-DMm	-0.3958	-0.3587	-0.2620	-0.4901	-0.4359	-0.3999	-0.3005	-0.2661	-0.2124
CAS + IIDFT	CASSCF	-109.5314	-109.3402	-109.0568	-114.4782	-114.2679	-114.1331	-76.4142	-76.2236	-76.0184
	ELS-DMo	-109.5166	-109.2935	-109.0587	-114.4693	-114.2528	-114.1336	-76.4115	-76.2230	-76.0189
	ELS-DMm	-109.5181	-109.3496	-109.0638	-114.4682	-114.2614	-114.1353	-76.4095	-76.2325	-76.0203

TABLE I. Energies in hartree for minimal active space calculations. The CAS section shows the CASSCF energies and the DMFT energies that try to approximate it. The IIDFT section gives the dynamical correlation correction. The CAS + IIDFT section shows the sum.