

Expulsion from structurally balanced paradise

Krzysztof Malarz* and Maciej Wołoszyn†

AGH University of Science and Technology, Faculty of Physics and Applied Computer Science, al. Mickiewicza 30, 30-059 Kraków, Poland

(Dated: November 3, 2020)

We perform simulations of structural balance evolution on a triangular lattice using the heat-bath algorithm. In contrast to similar approaches—but applied to analysis of complete graphs—the triangular lattice topology successfully prevents the occurrence of even partial Heider balance. Starting with the state of Heider’s paradise, it is just a matter of time when the evolution of the system leads to an unbalanced and disordered state. The time of the system relaxation does not depend on the system size. The lack of any signs of a balanced state was not observed in earlier investigated systems dealing with the structural balance.

Keywords: Heider balance; heat-bath algorithm; zero critical temperature

INTRODUCTION

The structural balance [1] (also termed as the Heider balance [2]) has been attracting attention of physicists for at least the last fifteen years. The considered topologies include triangular lattices [3], complete graphs [4–10], and complex networks [11–14]; for review, see Refs. 15 and 16. In all those cases, the applied models describe dynamics of negative or positive links representing hostile or friendly attitudes among actors decorating nodes of an underlying network. The four possible arrangements of actors’ attitudes in a single triad are presented in Figure 1. The triads shown in Figure 1(a,c) are balanced in Heider’s sense as they obey the following rules:

- a friend of my friend is my friend,
- a friend of my enemy is my enemy,
- an enemy of my friend is my enemy,
- an enemy of my enemy is my friend.

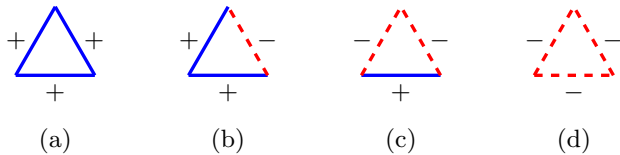


Figure 1: Heider’s triads corresponding to balanced [(a) and (c)] and imbalanced [(b) and (d)] states. Continuous blue lines and dashed red lines represent friendly and hostile relations, respectively.

The configurations presented in Figure 1(b,d) are imbalanced (i.e., they do not obey the rules given above) which results in actors’ feelings of discomfort known as cognitive dissonance [17].

In order to relieve this tension actors should change their attitudes to others by switching unfriendly or amicable relations into opposite ones. Such process may be

realized for two connected triads using the links dynamics given by

$$x_{ij}(t+1) = \text{sign} [x_{im}(t)x_{jm}(t) + x_{in}(t)x_{jn}(t)], \quad (1)$$

where x_{ab} symbolizes friendly ($x_{ab} = +1$) or hostile ($x_{ab} = -1$) relation among the actors a and b (see Figure 2 for two examples of system evolution towards the Heider balance, from an imbalanced state at time t to a balanced state at $t+1$ after a single link flip $x_{ij}(t+1) = -x_{ij}(t)$).

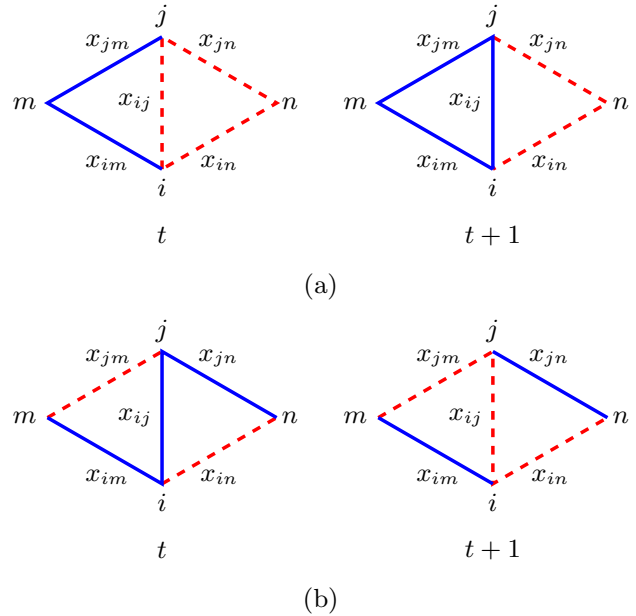


Figure 2: Examples of configuration of signed links x_{im} , x_{in} , x_{jm} , x_{jn} which influence the link x_{ij} in the next time step [(a) $x_{ij}(t) = -1 \rightarrow x_{ij}(t+1) = +1$, and (b) $x_{ij}(t) = +1 \rightarrow x_{ij}(t+1) = -1$] according to Equation (1) in the deterministic case, i.e. for $T = 0$.

We note that for N actors placed in nodes of a regular triangular lattice, if all $2N$ triads are balanced, as presented in Figure 1(a,c), then the system energy defined

as

$$U = -\frac{\sum_{i,j,k} x_{ij}x_{jk}x_{ki}}{2N} \quad (2)$$

is exactly equal to $U = -1$, which allows easy detection of the system balance without the triad-by-triad inspection.

Very recently, the deterministic evolution according to Equation (1) has been enriched by introduction of the thermal noise simulated by the Glauber [9] or the heat-bath [7, 8, 10] dynamics.

In the latter case, the first order phase transition from (at least partially) balanced (with $-1 \leq U \leq U^* < 0$ [7]) and ordered ($+1 \geq \langle x_{ij} \rangle \geq x^* > 0$ [8]) state to an imbalanced (with energy $U = 0$ [7]) and disordered (with spatially averaged value of link strengths $\langle x_{ij} \rangle = 0$ [8]) state has been observed for a complete graph.

The transition takes place at the critical temperature T^* : for $T < T^*$ an ordered and balanced system state is observed, while for $T > T^*$ the time evolution drives the system to an imbalanced and disordered state.

In this paper we show that maintaining the thermal noise, but using the triangular lattice topology instead of a complete graph completely eliminates the ordered and balanced phases in the system.

METHODS

The non-deterministic version of Equation (1) reflecting the presence of thermal noise and using the heat-bath method [18] may be written as

$$x_{ij}(t+1) = \begin{cases} +1 & \text{with probability } p_{ij}(t), \\ -1 & \text{with probability } [1 - p_{ij}(t)], \end{cases} \quad (3a)$$

where

$$p_{ij}(t) = \frac{\exp[\xi_{ij}(t)/T]}{\exp[\xi_{ij}(t)/T] + \exp[-\xi_{ij}(t)/T]}, \quad (3b)$$

and

$$\xi_{ij}(t) = x_{im}(t)x_{jm}(t) + x_{in}(t)x_{jn}(t), \quad (3c)$$

while m and n are the common neighbours of i and j nodes (see Fig. 2), and T is the temperature. This way, the system is subject to a stochastic evolution. Unlike when governed only by the tendency to minimize the number of imbalanced triads (in such case ultimately $U \rightarrow -1$), it is driven towards the thermal equilibrium corresponding to $U > -1$. For example, starting with the state of paradise (with only friendly attitudes among neighbours), the energy monotonically increases from its minimal value, since the evolution rules allow for increase of energy with some non-zero probability. The same is true for the standard Ising model when the starting point of evolution is a fully ferromagnetic ordered state and

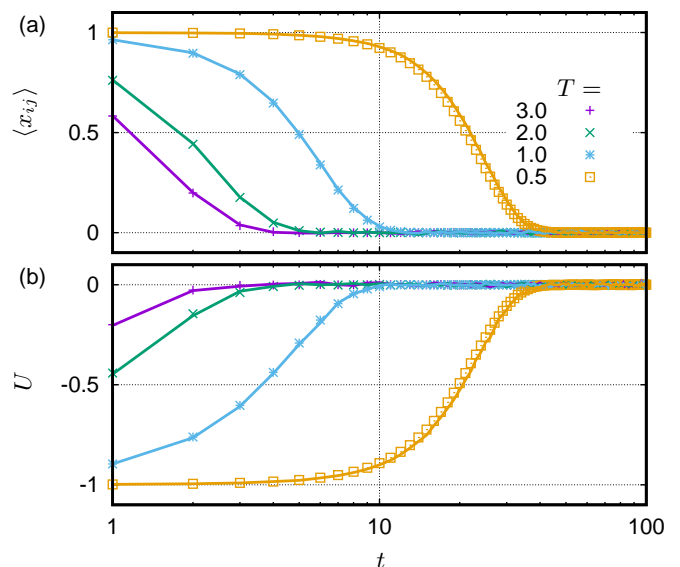


Figure 3: Time evolution of (a) the average value of link strengths $\langle x_{ij} \rangle$, and (b) energy U for various values of the social temperature T calculated for $N = 400$ (lines) and $N = 10000$ (symbols) nodes. Initially, all the links are set to +1. The results are averaged over one hundred simulations. The error bars are smaller than size of the symbols.

spin values evolution (governed by Metropolis, Glauber, or heat-bath dynamics: with the local rule for spin updates also minimizing the local spin energy) leads to a partially ordered or disordered state for $T > 0$.

We apply Equation (3) to find the time-evolution of $L = 3N$ links on a triangular lattice of N nodes assuming periodic boundary conditions. A single Monte Carlo time step consists of $3N$ synchronously performed attempts to modify links in the system, i.e., each x_{ij} link is subject to one such attempt.

RESULTS

In Figure 3 we present the time evolution of the average value of link strengths $\langle x_{ij} \rangle$ and the system energy U for various values of the social temperature T and different numbers of nodes N . The angle brackets $\langle \dots \rangle$ indicate the averaging procedure performed over all L links, and then over one hundred simulations. Initially, the Heider paradise is assumed, i.e., at $t = 0$ each link is set to $x_{ij} = +1$. Neither the system size N , nor the assumed temperature T prevents reaching the unbalanced and disordered state with $\langle x_{ij} \rangle = 0$ and $U = 0$.

However, the time between the start of simulation and the first flip of any link value from +1 to -1 is equal to the reciprocal of probability that one link breaks out of the paradise state and changes the energy by $\Delta U = 4$. Such probability is proportional to the number of links as

the changes may happen independently and at any place, which means that the time of the first flip is given by

$$\tau_0 = \frac{1 + \exp(4/T)}{3N} \quad (4)$$

and tends to infinity in the limit of very low temperatures, $T \rightarrow 0^+$, as shown in Figure 4 where both the above dependence (lines) and the results of simulation (points) are presented. Thus for $T = 0.1$ and $N = 10^4$ no link switching from $+1$ to -1 is observed up to $t = 10^8$ (i.e. until $Nt = 3 \cdot 10^{12}$ trials).

Further analysis of the system evolution in the low temperature limit is possible with a different initial state. For a starting point where only 5% of the links are initially set to $x_{ij} = -1$ also systems kept in low temperature, $T = 0.1$, reach unbalanced ($U = 0$) and disordered ($\langle x_{ij} \rangle = 0$) state, as demonstrated in Figure 5.

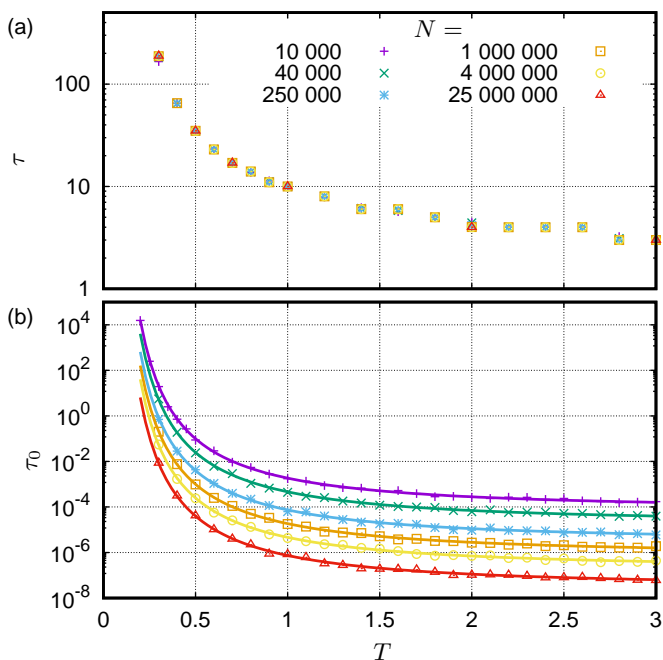


Figure 4: (a) Time τ of reaching the stationary state and (b) time τ_0 of the first link switching from $x_{ij} = +1$ to $x_{ij} = -1$. The results are averaged over $R = 100$ simulations. The error bars are smaller than size of the symbols and of the order of $1/\sqrt{R}$. Lines indicate the theoretical dependence $\tau_0 = [1 + \exp(4/T)]/(3N)$.

We assume that the system reaches the stationary state when U and $|\langle x_{ij} \rangle|$ are smaller than $\varepsilon = 10^{-2}$. The time τ needed to reach the stationary state increases with decreasing temperature T , independently on the assumed system size N (see upper part of Figure 4). Deviations from this statement are observed only for small systems ($N < 2000$) and only in low temperatures ($T < 0.5$).

To confirm the system transition to the disordered phase, let us take a closer look at the time evolution (see Figure 6) and the final probability distribution of triads

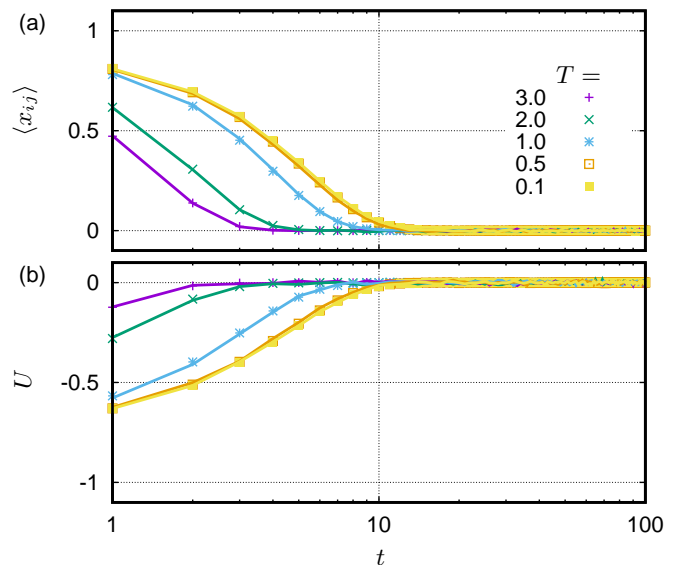


Figure 5: Time evolution of (a) the average value of link strengths $\langle x_{ij} \rangle$ and (b) energy U for $N = 400$ (lines) and $N = 10000$ (symbols) nodes and for various values of social temperature T . Initially, 95% link values are set to $+1$, hence $\langle x_{ij}(t=0) \rangle = 0.9$. The results are averaged over one hundred simulations. The error bars are smaller than the sizes of symbols.

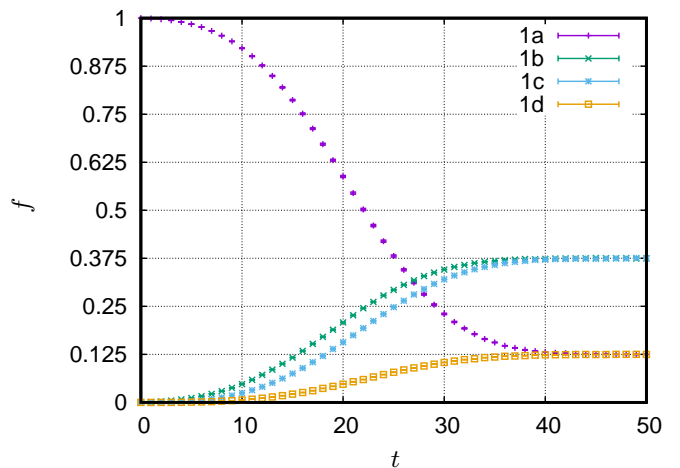


Figure 6: Time evolution of the fractions f of triads presented in Figure 1 for $N = 10^4$ and $T = 0.5$. The results are averaged over one hundred simulations. The error bars are smaller than the sizes of symbols.

presented in Figure 1 for $N = 10^4$ and $T = 0.5$. The obtained probabilities are $\frac{1}{8}$, $\frac{3}{8}$, $\frac{3}{8}$, and $\frac{1}{8}$ for the triads presented in Figure 1(a), (b), (c), and (d), respectively. Different system sizes and temperatures give the same results, and we will discuss this issue shortly in Conclusions below.

CONCLUSIONS

In contrast to the stochastic evolution of the system with hostile and friendly attitudes among actors on a complete graph [8] we show that *the triangular lattice topology successfully prevents the occurrence of even partial Heider balance*.

Starting at the state of paradise ($\forall i, j : x_{ij}(t=0) = +1$) it is just a matter of time τ , when the thermally driven evolution (governed by the heat-bath algorithm) of the system leads to an unbalanced and disordered state. Contrary to the previously obtained results [19, 20] *the relaxation time τ does not depend on the system size*.

The probabilities distribution of various triads presented in Figure 1(a-d) changes from $(1, 0, 0, 0)$ at $t = 0$ to $(\frac{1}{8}, \frac{3}{8}, \frac{3}{8}, \frac{1}{8})$ at $t \rightarrow \infty$. The latter is in agreement with the probabilities

$$\binom{3}{k} p^k (1-p)^{3-k}$$

of $k = 3, 2, 1$, and 0 successes in three Bernoulli trials, when the probability of a success is equal to $p = \frac{1}{2}$. The result accentuates the randomness of the final link values distribution and emphasizes the system disorder for any positive temperature.

What is minimized for $T > 0$ is the free energy, $U - TS$, where S is the entropy of the system. Therefore, whether the ordered or the disordered phase is preferred depends on the relation between U and S . For example, energy U in a complete graph is proportional to N^3 , while the number of links L is proportional to N^2 . Hence the number of states of links is 2^{N^2} , and the entropy is $N^2 \cdot \ln 2$. The energy prevails and the critical temperature increases to infinity in the thermodynamic limit (see Ref. 8). On the other hand, in the triangular lattice both U and L are proportional to N , hence S is proportional to $\ln 2^L = L \ln 2$ which is linear with N as well as energy $U \propto N$, and allows for a finite critical temperature. In particular, in the case of the Watts–Strogatz network with large neighborhood the critical temperature remains finite [21]. However, for a small range of interaction the critical temperature calculated numerically is approximately zero (note that in the Watts–Strogatz network both U and L are proportional to N). Our results indicate that in this aspect the triangular network is similar to the classical unrewired Watts–Strogatz network [22]. In both cases the critical temperature is close to zero within the numerically accessible accuracy. We also note that in the case of parallel dynamics (cellular automaton approach) for the triangular lattice even at $T = 0$ the energy U does not reach the minimal value of -1 . This result is confirmed also by the mean field calculations [3] and suggests that indeed in the triangular lattice the density of energy is rather small, and therefore the critical temperature is close to zero.

In summary, we show that introducing noise to the system of hostile and friendly attitudes on triangular lattice leads to the disordered and imbalanced state independently on the system size and for any positive temperature. In other words, the critical temperature of the system approaches zero. None of the earlier studies devoted to the problem of structural balance, and conducted for various topologies and different schemes of updating the link values, have revealed such complete lack of any signs of the balanced state.

Our results indicate that at least in certain cases the behavior of the system does not have to follow what was so far believed to be a general tendency towards a global structural balance. Signatures of such possibility have been already provided, for instance in studies of bilayer networks [14].

ACKNOWLEDGEMENTS

We are grateful to Krzysztof Kułakowski for fruitful discussions and comments on the manuscript.

DATA AVAILABILITY STATEMENT

The data that support the findings of this study are available from the corresponding author upon reasonable request.

*  0000-0001-9980-0363; malarz@agh.edu.pl

†  0000-0001-9896-1018; woloszyn@agh.edu.pl

- [1] D. Cartwright and F. Harary, “Structural balance: A generalization of Heider’s theory,” *Psychological Review* **63**, 277–293 (1956).
- [2] F. Heider, “Attitudes and cognitive organization,” *The Journal of Psychology* **21**, 107–112 (1946).
- [3] K. Malarz, M. Wołoszyn, and K. Kułakowski, “Towards the Heider balance with a cellular automaton,” *Physica D* **411**, 132556 (2020).
- [4] T. Antal, P. L. Krapivsky, and S. Redner, “Dynamics of social balance on networks,” *Physical Review E* **72**, 036121 (2005).
- [5] K. Kułakowski, P. Gawroński, and P. Gronek, “The Heider balance: A continuous approach,” *International Journal of Modern Physics C* **16**, 707–716 (2005).
- [6] S. A. Marvel, J. Kleinberg, R. D. Kleinberg, and S. H. Strogatz, “Continuous-time model of structural balance,” *Proceedings of the National Academy of Sciences* **108**, 1771–1776 (2011).
- [7] F. Rabbani, A. H. Shirazi, and G. R. Jafari, “Mean-field solution of structural balance dynamics in nonzero temperature,” *Physical Review E* **99**, 062302 (2019).
- [8] K. Malarz and J. A. Hołyst, “Comment on ‘Mean-field solution of structural balance dynamics in nonzero temperature’,” (2020), [arXiv:1911.13048](https://arxiv.org/abs/1911.13048).

- [9] R. Shojaei, P. Manshour, and A. Montakhab, “Phase transition in a network model of social balance with Glauber dynamics,” *Physical Review E* **100**, 022303 (2019).
- [10] K. Malarz and K. Kułakowski, “Comment on ‘Phase transition in a network model of social balance with Glauber dynamics’,” (2020), [arXiv:2009.10136](https://arxiv.org/abs/2009.10136).
- [11] P. Gawroński and K. Kułakowski, “Heider balance in human networks,” *AIP Conference Proceedings* **779**, 93–95 (2005).
- [12] M. E. J. Newman and J. Park, “Why social networks are different from other types of networks,” *Physical Review E* **68**, 036122 (2003).
- [13] E. Estrada and M. Benzi, “Walk-based measure of balance in signed networks: Detecting lack of balance in social networks,” *Physical Review E* **90**, 042802 (2014).
- [14] P. J. Górski, K. Kułakowski, P. Gawroński, and J. A. Hołyst, “Destructive influence of interlayer coupling on Heider balance in bilayer networks,” *Scientific Reports* **7**, 16047 (2017).
- [15] K. Kułakowski, “Some recent attempts to simulate the Heider balance problem,” *Computing in Science & Engineering* **9**, 80–85 (2007).
- [16] M. J. Krawczyk, M. Wołoszyn, P. Gronek, K. Kułakowski, and J. Mucha, “The Heider balance and the looking-glass self: Modelling dynamics of social relations,” *Scientific Reports* **9**, 11202 (2019).
- [17] L. Festinger, *A Theory of Cognitive Dissonance* (Stanford University Press, Stanford, 1957).
- [18] K. Binder, “Applications of Monte Carlo methods to statistical physics,” *Reports on Progress in Physics* **60**, 487–559 (1997).
- [19] T. Antal, P. L. Krapivsky, and S. Redner, “Social balance on networks: The dynamics of friendship and enmity,” *Physica D* **224**, 130–136 (2006).
- [20] P. Gawroński, P. Gronek, and K. Kułakowski, “The Heider balance and social distance,” *Acta Physica Polonica B* **36**, 2549–2558 (2005).
- [21] K. Malarz and K. Kułakowski, “Heider balance of a chain of actors as dependent on the interaction range and a thermal noise,” (2020), [arXiv:2008.06362](https://arxiv.org/abs/2008.06362).
- [22] D. J. Watts and S. H. Strogatz, “Collective dynamics of ‘small-world’ networks,” *Nature* **393**, 440–442 (1998).