

Magnetic exchange coupling in cuprate-analog d^9 nickelates

Yusuke Nomura,^{1,*} Takuya Nomoto,² Motoaki Hirayama,¹ and Ryotaro Arita^{1,2}

¹RIKEN Center for Emergent Matter Science, 2-1 Hirosawa, Wako, Saitama 351-0198, Japan

²Department of Applied Physics, The University of Tokyo, 7-3-1 Hongo, Bunkyo-ku, Tokyo 113-8656

(Dated: October 25, 2021)

Motivated by the recent discovery of superconductivity in doped NdNiO₂, we study the magnetic exchange interaction J in layered d^9 nickelates from first principles. The mother compounds of the high- T_c cuprates belong to the charge-transfer regime in the Zaanen-Sawatzky-Allen diagram and have J larger than 100 meV. While this feature makes the cuprates very different from other transition metal oxides, it is of great interest whether layered d^9 nickelates can also have such a large J . However, one complexity is that NdNiO₂ is not a Mott insulator due to carrier doping from the block layer. To compare the cuprates and d^9 nickelates on an equal basis, we study RbCa₂NiO₃ and A₂NiO₂Br₂ (A: a cation with the valence of 2.5+), which are recently designed theoretically by block-layer engineering. These nickelates are free from the self-doping effect and belong to the Mott-Hubbard regime. We show that these nickelates share a common thread with the high- T_c cuprates in that they also have a significant exchange interaction J as large as about 100 meV.

I. INTRODUCTION

The discovery of superconductivity in doped nickel oxides Nd_{0.8}Sr_{0.2}NiO₂ [1, 2] has attracted intensive interests both in experiment [3–13] and theory [3, 14–56], because the nickelate might be an analog of the well known high- T_c superconductor, cuprates. Recently, the doping dependence has been explored both theoretically [38] and experimentally [8, 9], and the presence of the superconducting dome has been confirmed [8, 9]. The maximum superconducting transition temperature T_c is about 15 K, not very high compared to that of the high- T_c cuprates. However, because the Bardeen-Cooper-Schrieffer (BCS) phonon mechanism cannot explain the observed T_c [17], the superconducting mechanism is most likely unconventional, in which the electron correlations play an important role. A recent observation of d -wave like superconducting gap also supports this scenario [12]. Here, a natural question arises: is there any possibility to realize T_c as high as the cuprates in nickelates?

In the cuprates, the superconductivity emerges by doping carriers into the antiferromagnetic Mott insulator. In the theoretical Zaanen-Sawatzky-Allen diagram [57], the cuprates belong to the charge-transfer type in which the energy difference between the oxygen $2p$ and copper $3d$ orbitals (Δ_{dp}) controls the metal-insulator transition. Since Δ_{dp} in the cuprates is small among transition metal oxides, the magnetic exchange coupling J takes one of the largest values known (~ 130 meV) [58]. This large value of J is certainly a characteristic feature of the cuprates, which makes the cuprates very different from other transition metal oxides.

On the other hand, in the case of the nickelate NdNiO₂, Δ_{dp} is larger than that of the cuprates [59]. Thus, naively, we expect smaller J for nickelates. Indeed, a recent experimental estimate using the Raman spec-

troscopy gives $J = 25$ meV [6]. However, it should be noted that the origin of small J in NdNiO₂ may be ascribed to another notable difference from the cuprates, namely, NdNiO₂ is not a Mott-insulator due to the self-doping effect. In NdNiO₂, orbitals in the Nd layer form extra Fermi pockets on top of the large Fermi surface formed by the Ni $3d_{x^2-y^2}$ orbital, and the Ni $3d_{x^2-y^2}$ orbital is hole-doped, i.e., the filling of the Ni $3d$ orbitals deviates from d^9 [59]. The self-doping naturally explains the absence of Mott-insulating behavior in NdNiO₂. Although it has been shown that the Ni $3d_{x^2-y^2}$ orbital forms a two-dimensional strongly-correlated system [17], J at the d^9 configuration with half-filled $d_{x^2-y^2}$ orbital is masked by the self-doping. The experimental estimate should be understood as the J value including the effect of the self-doping, not the J value at the ideal d^9 configuration. One of the reasons for the controversy in theory about the size of J [21–30] is ascribed to the ambiguity in calculating J (whether we calculate J at d^9 filling or J including the self-doping effect). In any case, it is a non-trivial problem whether we can justify the mapping onto a simple spin model to understand the property of NdNiO₂. This fact makes NdNiO₂ an imperfect analog of the cuprates.

Recently, there is a proposal to design cuprate-analog nickelates without the complication of the self-doping [18] [60]. Since NdNiO₂ is a layered material, one can systematically propose nickelate family materials by changing the composition of the “block-layer” [61] between NiO₂ layers. Proposed dynamically stable nickelates have smaller Fermi pockets of the block-layer orbitals than NdNiO₂. In some materials, the self-doping is completely suppressed, and the ideal d^9 system with half-filled $3d_{x^2-y^2}$ orbital is realized. An *ab initio* estimate of Hubbard U using the constrained random-phase approximation (cRPA) [62] shows that the correlation strength U/t (t : nearest-neighbor hopping) is comparable to that of cuprates [18]. Therefore, once such nickelates are synthesized, the mother compounds will be a Mott insulator similarly to the cuprates, and the effective model

* yusuke.nomura@riken.jp

becomes the Heisenberg model, which gets rid of the ambiguity in calculating J .

In this paper, we study the strength of J in the two ideal d^9 nickelates, which are free from the self-doping (see Sec II for the details of the materials). We estimate the J value by the following three methods [63]. First, we start from a single-orbital Hubbard model derived in Ref. 18 and then evaluate J by the expansion in terms of t/U . Second, we perform an energy mapping between the classical Heisenberg model and the total energy of different magnetic configurations calculated by the LDA+ U (LDA: local density approximation) method. Third, we employ a scheme based on the so-called local force theorem. Hereafter, we simply call these three methods “strong-coupling expansion”, “energy mapping method”, and “local force approach”, respectively. We show that the three independent estimates show reasonable agreement and conclude that the d^9 nickelates have sizeable J (about 100 meV) comparable to that of the cuprates. Therefore, the proposed d^9 nickelates provide an interesting playground to explore the cuprate-analog high- T_c superconductivity.

The paper is organized as follows. In Sec. II, we introduce two ideal d^9 nickelates, $\text{RbCa}_2\text{NiO}_3$ and $\text{A}_2\text{NiO}_2\text{Br}_2$ (A : a cation with the valence of 2.5+) and discuss the advantage over NdNiO_2 . In Sec. III, we explain the three methods employed in the present study, and we show the results in Sec. IV. Section V is devoted to the summary.

II. MATERIALS: d^9 NICKELATES

In Ref. [18], various layered nickelates have been systematically proposed. They are classified into “1213”, “1214”, “ H_2 ”, and “G” families, depending on the composition and the type of the block-layer [61]. Among the four families, the compounds without the self-doping exist in the 1213 and G families. We here take $\text{RbCa}_2\text{NiO}_3$ and $\text{A}_2\text{NiO}_2\text{Br}_2$ (A : a cation with the valence of 2.5+) for a representative of the ideal d^9 nickelates belonging to 1213 and G families, respectively (see Figs. 1(a) and (c) for the crystal structure). In the following, we employ $\text{Ba}_{0.5}\text{La}_{0.5}$ as A . The phonon calculations have shown that both $\text{RbCa}_2\text{NiO}_3$ and $\text{A}_2\text{NiO}_2\text{Br}_2$ ($A = \text{Ba}_{0.5}\text{La}_{0.5}$) are dynamically stable [18]. We take the crystal structure optimized in Ref. [18], and perform density-functional theory (DFT) calculations. Figs. 1(b) and 1(d) show the paramagnetic DFT band structure for $\text{RbCa}_2\text{NiO}_3$ and $\text{A}_2\text{NiO}_2\text{Br}_2$ ($A = \text{Ba}_{0.5}\text{La}_{0.5}$), respectively. As is shown in Ref. [18], only the $\text{Ni } 3d_{x^2-y^2}$ orbital crosses the Fermi level. As far as the topology of the band structure is concerned, these systems are more similar to the cuprates than NdNiO_2 .

The advantages of studying these nickelates rather than NdNiO_2 are as follows. First, it is still controversial whether the role of Nd-layer (block-layer) orbitals is essential or not. If the hybridization between $\text{Ni } 3d$ and Nd-layer orbitals is substantial, the Nd-layer orbitals are

not only a charge reservoir, but they might give Kondo-like physics [2, 3, 24, 33, 43]. In the cases of the d^9 nickelates, $\text{RbCa}_2\text{NiO}_3$ and $\text{A}_2\text{NiO}_2\text{Br}_2$ ($A = \text{Ba}_{0.5}\text{La}_{0.5}$), the block-layer orbitals do not show up at the Fermi level, and this controversy can be avoided. We can also exclude the possible role of the $4f$ orbitals with localized moments proposed in Refs. [44, 45].

Another controversial issue for NdNiO_2 is to which orbitals the doped holes go ($d^9\bar{L}$ vs. d^8 , where \bar{L} denotes a hole in a ligand oxygen). In the case of the cuprates (charge-transfer insulator), the holes are doped into the oxygen $2p$ orbitals. On the other hand, the nickelates have larger Δ_{dp} and are classified as Mott-Hubbard type [3, 6, 10, 17, 21, 23]. Because there are nonzero hybridization between $\text{Ni } 3d_{x^2-y^2}$ and $\text{O } 2p$ orbitals, some of the holes should be doped into oxygen $2p$ orbitals [28, 37]. However, the amount should be smaller than that of the cuprates.

When the system is Mott-Hubbard type and the holes mainly reside in the $\text{Ni } 3d$ orbitals, another issue arises: which model is more appropriate, the single-orbital or multi-orbital model? In other words, whether the doped d^8 configuration favors high-spin state or low-spin state. If the crystal field splitting between $\text{Ni } 3d_{x^2-y^2}$ and the other $3d$ orbitals is much larger than the Hund’s coupling, holes stay within the $\text{Ni } 3d_{x^2-y^2}$ orbital, and the single-orbital model is justified. On this issue, several studies insist that $\text{Ni } 3d$ multi-orbital nature cannot be ignored [21, 31, 32, 35, 36, 39–42]. To resolve this issue, we certainly need more experimental evidences. In the cases of $\text{RbCa}_2\text{NiO}_3$ and $\text{A}_2\text{NiO}_2\text{Br}_2$ ($A = \text{Ba}_{0.5}\text{La}_{0.5}$), compared to NdNiO_2 , the $\text{Ni } 3d_{x^2-y^2}$ orbital is more isolated in energy space from the other $3d$ orbitals [see Figs. 1(b) and 1(d)]: In the case of NdNiO_2 , due to the dispersion along the k_z direction, the position of the $\text{Ni } d_{3z^2-r^2}$ band becomes close to the Fermi level on the $k_z = \pi/c$ plane; however, such k_z dependence is much weaker in $\text{RbCa}_2\text{NiO}_3$ and $\text{A}_2\text{NiO}_2\text{Br}_2$ ($A = \text{Ba}_{0.5}\text{La}_{0.5}$). Considering also the above-mentioned absence of the complication from the self-doping, in this study, we adopt the single-orbital Hubbard model as a minimal model for $\text{RbCa}_2\text{NiO}_3$ and $\text{A}_2\text{NiO}_2\text{Br}_2$ ($A = \text{Ba}_{0.5}\text{La}_{0.5}$). In the absence of the carrier doping, we can further map onto the spin model with the exchange coupling J .

III. METHODS

Here, we introduce three different methods to estimate J . We employ the following convention for the spin Hamiltonian: $\mathcal{H} = \sum_{\langle i,j \rangle} J_{ij} \mathbf{S}_i \cdot \mathbf{S}_j$, where $\langle i,j \rangle$ is the bond consisting of sites i and j , and \mathbf{S}_i is the spin-1/2 operator at site i . J stands for the nearest-neighbor J_{ij} interaction in the NiO_2 layer.

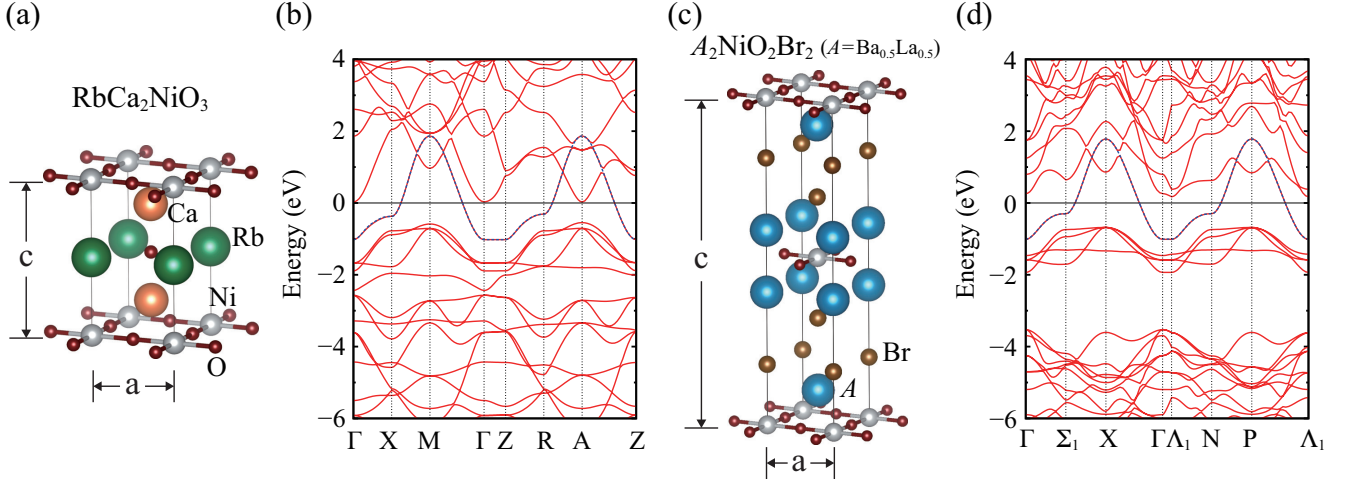


FIG. 1. Crystal structure of (a) $\text{RbCa}_2\text{NiO}_3$ and (c) $\text{A}_2\text{NiO}_2\text{Br}_2$ (A : a cation with the valence of 2.5+) and the paramagnetic DFT band structure [(b) $\text{RbCa}_2\text{NiO}_3$ and (d) $\text{A}_2\text{NiO}_2\text{Br}_2$ ($A = \text{Ba}_{0.5}\text{La}_{0.5}$)]. The blue dotted curves are the Wannier band dispersion of the Ni $3d_{x^2-y^2}$ single-orbital Hamiltonian. In (b) and (d), the consistent \mathbf{k} path is employed: $(0, 0, 0) \rightarrow (\pi/a, 0, 0) \rightarrow (\pi/a, \pi/a, 0) \rightarrow (0, 0, 0) \rightarrow (0, 0, \pi/c) \rightarrow (\pi/a, 0, \pi/c) \rightarrow (\pi/a, \pi/a, \pi/c) \rightarrow (0, 0, \pi/c)$ (The symbols are different because the primitive cell of $\text{RbCa}_2\text{NiO}_3$ and $\text{A}_2\text{NiO}_2\text{Br}_2$ is tetragonal and bace-centered tetragonal, respectively).

A. Strong-coupling expansion

When the single-orbital Hubbard model is a good description, the magnetic interactions can be obtained by strong-coupling perturbation expansion. The superexchange interaction J_s (with t^4 -order correction term) and cyclic ring-exchange interaction J_c are given by $J_s = 4t^2/U - 24t^4/U^3$ and $J_c = 80t^4/U^3$, respectively [64–66]. If we effectively take into account the effect of the ring-exchange interaction in the nearest-neighbor interaction J , the J value becomes

$$J = J_s - 2J_c S^2 = \frac{4t^2}{U} - \frac{64t^4}{U^3} \quad (1)$$

with $S = 1/2$.

B. Energy mapping method

Within the LDA+ U [67–70], we perform the magnetic calculations. Here, U is introduced into the Ni $3d$ orbital subspace. We employ $2 \times 2 \times 1$ supercell consisting of four conventional cells. We simulate two different magnetic solutions: one is Néel type $[(\pi/a, \pi/a, 0)$ antiferromagnetic order] and the other is stripe type $[(\pi/a, 0, 0)$ antiferromagnetic order]. We calculate the energy difference ΔE between the two antiferromagnetic solutions. When we assume the two-dimensional classical spin-1/2 Heisenberg model up to next-nearest-neighbor magnetic interaction J' , ΔE per formula unit is given by $\Delta E = J/2 - J' \simeq J/2$. We estimate J with this equation.

C. Local force approach

Based on the Néel-type solutions of the LDA+ U calculations, we estimate J and J' using the local force theorem [63]. Here, we employ the so-called Lichtenstein formula, which is recently developed in the low-energy Hamiltonian with the Wannier orbitals [71–73], given by,

$$(-1)^P J_{ij} = 4T \sum_{\omega_n} \text{Tr}[G_{ij}(\omega_n) M_j G_{ji}(\omega_n) M_i], \quad (2)$$

where i, j represent the atomic sites, and $\omega_n = (2n+1)\pi T$ denotes the Matsubara frequency. Here, we set $P = 0$ (1) when the spins at i and j sites are aligned parallel (anti-parallel) to each other. Both the Green's function G_{ij} and the exchange splitting energy M_i are $N_{\text{orb}_i} \times N_{\text{orb}_j}$ matrices, where N_{orb_i} is the number of Wannier orbitals at i site. Here, we have neglected the spin-dependent hopping term of M_i (see Ref. 72 for details [74]).

D. Calculation conditions

The DFT band structure calculations are performed using QUANTUM ESPRESSO [75]. We employ Perdew-Burke-Ernzerhof (PBE) [76] norm-conserving pseudopotentials downloaded from PseudoDojo [77] [the pseudopotentials in pseudopotentials are based on ONCVPS (Optimized Norm-Conserving Vanderbilt Pseudopotential) [78]].

The energy comparison between the Néel- and stripe-type antiferromagnetic solutions is performed using $9 \times 9 \times 7$ and $9 \times 9 \times 3$ \mathbf{k} -mesh for $\text{RbCa}_2\text{NiO}_3$ and $\text{A}_2\text{NiO}_2\text{Br}_2$ ($A = \text{Ba}_{0.5}\text{La}_{0.5}$), respectively. We treat $\text{Ba}_{0.5}\text{La}_{0.5}$ by

the virtual crystal approximation. The energy cutoff is set to be 100 Ry for the Kohn-Sham wave functions, and 400 Ry for the electron charge density.

For the estimate of J based on the local force approach, we first construct the maximally localized Wannier functions [79, 80] for the Néel-type antiferromagnetic band structure using RESPACK [81, 82]. For $\text{RbCa}_2\text{NiO}_3$, we use $5 \times 5 \times 5$ \mathbf{k} -mesh for the construction of Wannier orbitals. We put Ni d , O p , Ca d , and interstitial- s (located at the interstitial positions surrounded by Ni^+ , Ca^{2+} , and Rb^+ cations) projections. The interstitial orbitals are stabilized because they feel attractions from the surrounded cations [17]. Then, we obtain 104 orbital (per spin) tight-binding Hamiltonian. For $\text{A}_2\text{NiO}_2\text{Br}_2$ ($A = \text{Ba}_{0.5}\text{La}_{0.5}$), we employ $5 \times 5 \times 3$ \mathbf{k} -mesh for constructing Wannier orbitals. We derive 232 orbital (per spin) tight-binding Hamiltonian using the projections of Ni d , O p , Br p , A d , and interstitial- s (located at the interstitial positions surrounded by Ni^+ , $A^{2.5+}$, and Br^- ions) orbitals.

In the calculation of Eq. (2), we employ $16 \times 16 \times 16$ \mathbf{k} -mesh and set the inverse temperature $\beta = 200 \text{ eV}^{-1}$ for both cases. We use the intermediate representation basis for the Matsubara frequency summation [83–85], and set the cutoff parameter $\Lambda = 10^5$, which is sufficiently larger than $W\beta$ where W is the band width.

IV. J IN d^9 NICKELATES

In the previous study [18], the effective single-orbital Hamiltonians for $\text{RbCa}_2\text{NiO}_3$ and $\text{A}_2\text{NiO}_2\text{Br}_2$ ($A = \text{Ba}_{0.5}\text{La}_{0.5}$) are constructed using maximally-localized Wannier functions [79, 80] and cRPA [62]. The derived nearest-neighbor hopping and Hubbard parameters are $t = -0.352 \text{ eV}$, $U = 3.347 \text{ eV}$ for $\text{RbCa}_2\text{NiO}_3$, and $t = -0.337 \text{ eV}$, $U = 3.586 \text{ eV}$ for $\text{A}_2\text{NiO}_2\text{Br}_2$ ($A = \text{Ba}_{0.5}\text{La}_{0.5}$). Then, the strong-coupling expansion described in Sec. III A gives $J = 122 \text{ meV}$ and $J = 109 \text{ meV}$ for $\text{RbCa}_2\text{NiO}_3$ and $\text{A}_2\text{NiO}_2\text{Br}_2$ ($A = \text{Ba}_{0.5}\text{La}_{0.5}$), respectively (see Appendix A for the estimate from three-orbital d - p model).

Figures 2(a) and 2(b) show the band structure calculated by the LDA+ U method for the Néel-type antiferromagnetic state. While the Hubbard U in the single-orbital Hubbard model is the Coulomb repulsion between the Wannier orbitals made from the Ni $3d_{x^2-y^2}$ orbital with O $2p$ tails, the U interaction in the LDA+ U calculation is the Coulomb repulsion between the Ni $3d$ orbitals. To make the difference clearer, we call U in the LDA+ U calculation \bar{U} . In Figs. 2(a) and 2(b), we have used $\bar{U} = 3 \text{ eV}$.

In contrast to the case of the LDA+ U calculation for NdNiO_2 , where the system stays metal even in the presence of antiferromagnetic order [14, 23, 25], both systems become insulating. The top of the valence band has mainly Ni $3d$ character, in agreement with the classification into the Mott-Hubbard type insulator. We see

that both systems are insulating even at smaller \bar{U} ($= 1 \text{ eV}$). For all the \bar{U} region we studied (1-5 eV), there exists well defined spin-1/2 Ni spin moment. The results suggest that, if these d^9 nickelates are synthesized, they become antiferromagnetic Mott insulator as in the cuprates.

Figure 2(c) shows the energy difference ΔE per formula unit between the Néel- and stripe-type antiferromagnetic solutions. ΔE decreases as \bar{U} increases, which is a natural behavior given that ΔE is governed by J and the origin of J is the superexchange interaction.

In Figs. 2(a) and 2(b), the band dispersions obtained by the Wannier tight-binding Hamiltonian, which are used in the local-force approach, are also shown. The Wannier bands well reproduce the LDA+ U magnetic band dispersions.

From ΔE in Fig. 2(c), we perform the order estimate of J by the energy mapping method with assuming $J'/J = 0.05$ (Sec. III B) [86]. Then J is given by $J = \Delta E/0.45$. We also estimate J using the local force approach (Sec. III C).

These results on top of the J value estimated by the strong-coupling expansion (see above) are summarized in Figs. 3(a) and 3(b) for $\text{RbCa}_2\text{NiO}_3$ and $\text{A}_2\text{NiO}_2\text{Br}_2$ ($A = \text{Ba}_{0.5}\text{La}_{0.5}$), respectively. The J value in the energy mapping method changes from about 140 meV ($\bar{U} = 1 \text{ eV}$) to 60 meV ($\bar{U} = 5 \text{ eV}$). The local-force approach gives $J \simeq 70$ -80 meV. These estimates give the same order of J as the strong-coupling expansion results [$J = 122 \text{ meV}$ and $J = 109 \text{ meV}$ for $\text{RbCa}_2\text{NiO}_3$ and $\text{A}_2\text{NiO}_2\text{Br}_2$ ($A = \text{Ba}_{0.5}\text{La}_{0.5}$), respectively].

Although the energy mapping method and local force approach are based on the same LDA+ U calculations, we see that there is a discrepancy between the two results at small \bar{U} values (although the difference is no more than two times). It should be noted that the former method sees the global change of the energy between the completely different magnetic patterns, whereas the latter approach only sees the local landscape around the Néel-type solutions. For larger \bar{U} , the agreement between these two results becomes better as is expected: The system can be mapped to the classical spin model with a constant J regardless of the assumed magnetic structure in the local force approach.

Overall, all the three estimates of J lie within 60-140 meV, and we conclude that the d^9 nickelates have a sizable J of the order of 100 meV. The size of J is not far smaller than the value of the cuprates ($\sim 130 \text{ meV}$ [58]). Therefore, although these d^9 nickelates belong to the Mott-Hubbard type in the Zaanen-Sawatzky-Allen diagram [57], they share an interesting common feature with the high T_c cuprates in that the exchange coupling is significantly large.

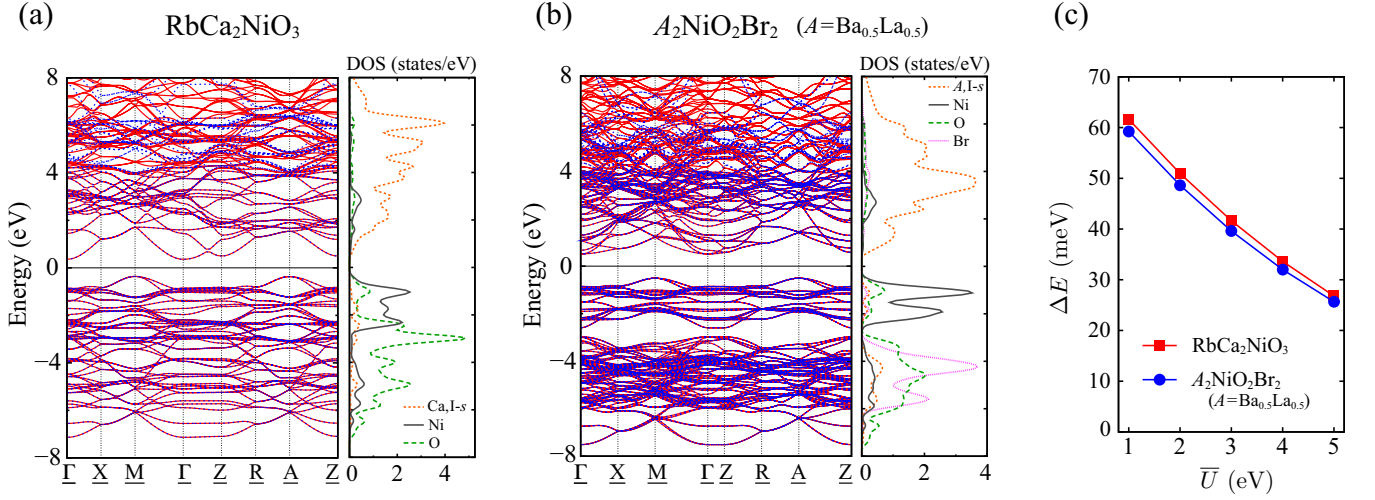


FIG. 2. Néel-type antiferromagnetic band structure (red curves) and orbital-resolved density of states (per formula unit, per spin) for (a) $\text{RbCa}_2\text{NiO}_3$ and (b) $A_2\text{NiO}_2\text{Br}_2$ ($A = \text{Ba}_{0.5}\text{La}_{0.5}$), calculated with LDA+ U method ($\bar{U} = 3$ eV). The blue dotted curves are band dispersion calculated from the Wannier tight-binding Hamiltonian. The symbols for the high-symmetry \mathbf{k} points with the underlines are defined based on $2 \times 2 \times 1$ supercell consisting of four conventional cells. The origin of the energy axis is set to be the middle of the gap. The orbital-resolved density of states is calculated from the Wannier tight-binding Hamiltonian. “I- s ” stands for the interstitial- s orbitals (see Sec. IIID for the details of the projections used in the Wannier construction). (c) The energy difference ΔE per formula unit between Néel- and stripe-type antiferromagnetic solutions. The Néel-type solutions always show lower energy.

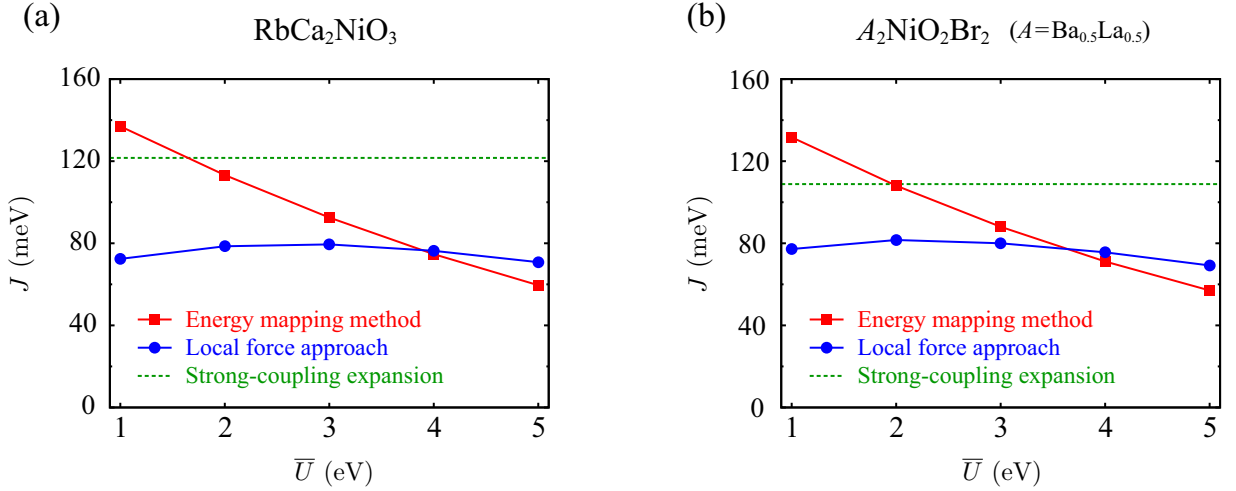


FIG. 3. Estimated exchange coupling J for (a) $\text{RbCa}_2\text{NiO}_3$ and (b) $A_2\text{NiO}_2\text{Br}_2$ ($A = \text{Ba}_{0.5}\text{La}_{0.5}$).

V. SUMMARY

One of the remarkable features of the high T_c cuprates is the large exchange coupling J , whose size is as large as 130 meV [58]. In the present study, we have evaluated the size of J for d^9 nickelates from first principles. While the cuprates having small Δ_{dp} belong to the charge-transfer type in the Zaanen-Sawatzky-Allen diagram [57], nickelates with larger Δ_{dp} belong to the Mott-Hubbard type. To answer how large J can be ex-

pected in the Mott-Hubbard insulating d^9 nickelates, we studied $\text{RbCa}_2\text{NiO}_3$ and $A_2\text{NiO}_2\text{Br}_2$ ($A = \text{Ba}_{0.5}\text{La}_{0.5}$), which was recently proposed theoretically and shown to be free from the self-doping in Ref. 18. By means of the strong-coupling expansion, energy mapping method, and local force approach, we found that J for these nickelates is as large as 100 meV, which is not far smaller than that of the cuprates. This result suggests that the d^9 nickelates and cuprates share a notable common feature in the Mott insulating phase, although the former and latter belong to the Mott-Hubbard and charge-transfer

regime, respectively.

Finally, we note that the proposed d^9 nickelates might give rare examples of realizing the square-lattice Hubbard model with sizeable J in real materials. Recent numerical studies show that the phase diagram of the doped Hubbard model is under severe competition between the stripe state with charge/spin modulation and d -wave superconductivity [87–90]. Therefore, once synthesized, the d^9 nickelates will serve as a valuable test-bed system to understand the superconductivity in the Hubbard-like model. They are also an important reference to understand the superconducting mechanism in the cuprates, because they would tell us whether the charge-transfer nature in the cuprates is essential in the high- T_c superconductivity or not.

ACKNOWLEDGMENTS

We acknowledge the financial support by JSPS KAKENHI Grant No. 16H06345 (YN, MH, and RA), 17K14336 (YN), 18H01158 (YN), 19K14654 (TN), 19H05825 (RA), 20K14390 (MH), and 20K14423 (YN). This work was supported by MEXT as “Program for Promoting Researches on the Supercomputer Fugaku” (Basic Science for Emergence and Functionality in Quantum Matter). A part of the calculations was performed at Supercomputer Center, Institute for Solid State Physics, University of Tokyo.

Appendix A: Exchange coupling J from d - p model

In the main text, we estimate J by the strong-coupling expansion starting from the single-band Hubbard model. Here, we show that the J value is also on the order of 100 meV even when we perform the strong-coupling expansion based on the so-called d - p model consisting of Ni $3d_{x^2-y^2}$ and two O $2p$ orbitals. In the strong-coupling expansion of the d - p model for the filling of one hole per unit cell, J is given by

$$J = \frac{4t_{dp}^4}{\Delta_{dp}^2 U_{dd}} + \frac{4t_{dp}^4}{\Delta_{dp}^2 (\Delta_{dp} + U_{pp}/2)}, \quad (\text{A1})$$

where t_{dp} is the hopping between Ni $3d_{x^2-y^2}$ and O $2p$ orbitals, U_{dd} and U_{pp} are the onsite Coulomb repulsion for Ni $3d_{x^2-y^2}$ and O $2p$ orbitals, respectively.

Using the RESPACK [81, 82] based on the cRPA method [62, 91] combined with the maximally-localized Wannier functions [79, 80], we constructed three-orbital d - p model from first principles. We consider the double counting effect in the Hartree term and Δ_{dp} is given by $\Delta_{dp} = \Delta_{dp}^{\text{DFT}} + U_{dd} \underline{n}_d^{\text{DFT}}/2 - U_{pp} \underline{n}_p^{\text{DFT}}/2$, where the superscript DFT stands for the DFT value, and \underline{n} is the hole occupation.

For $\text{RbCa}_2\text{NiO}_3$, we obtain $|t_{dp}| = 1.23$ eV, $\Delta_{dp} = 5.46$ eV ($\Delta_{dp}^{\text{DFT}} = 4.11$ eV), $U_{dd} = 4.83$ eV, $U_{pp} = 4.62$ eV. Then the J value is estimated as $J = 103$ meV.

For $\text{A}_2\text{NiO}_2\text{Br}_2$ ($A = \text{Ba}_{0.5}\text{La}_{0.5}$), we get $|t_{dp}| = 1.24$ eV, $\Delta_{dp} = 5.86$ eV ($\Delta_{dp}^{\text{DFT}} = 4.37$ eV), $U_{dd} = 5.05$ eV, $U_{pp} = 4.57$ eV. The resulting J value is $J = 88$ meV.

-
- [1] D. Li, K. Lee, B. Y. Wang, M. Osada, S. Crossley, H. R. Lee, Y. Cui, Y. Hikita, and H. Y. Hwang, Superconductivity in an infinite-layer nickelate, *Nature* **572**, 624 (2019).
 - [2] G. A. Sawatzky, Superconductivity seen in a non-magnetic nickel oxide, *Nature News and Views* **572**, 592 (2019).
 - [3] M. Hepting, D. Li, C. J. Jia, H. Lu, E. Paris, Y. Tseng, X. Feng, M. Osada, E. Been, Y. Hikita, Y. D. Chuang, Z. Hussain, K. J. Zhou, A. Nag, M. Garcia-Fernandez, M. Rossi, H. Y. Huang, D. J. Huang, Z. X. Shen, T. Schmitt, H. Y. Hwang, B. Moritz, J. Zaanen, T. P. Devereaux, and W. S. Lee, Electronic structure of the parent compound of superconducting infinite-layer nickelates, *Nature Materials* **19**, 381 (2020).
 - [4] Q. Li, C. He, J. Si, X. Zhu, Y. Zhang, and H.-H. Wen, Absence of superconductivity in bulk $\text{Nd}_{1-x}\text{Sr}_x\text{NiO}_2$, *Communications Materials* **1**, 16 (2020).
 - [5] X.-R. Zhou, Z.-X. Feng, P.-X. Qin, H. Yan, S. Hu, H.-X. Guo, X.-N. Wang, H.-J. Wu, X. Zhang, H.-Y. Chen, X.-P. Qiu, and Z.-Q. Liu, Absence of superconductivity in $\text{Nd}_{0.8}\text{Sr}_{0.2}\text{NiO}_x$ thin films without chemical reduction, *Rare Metals* **39**, 368 (2020).
 - [6] Y. Fu, L. Wang, H. Cheng, S. Pei, X. Zhou, J. Chen, S. Wang, R. Zhao, W. Jiang, C. Liu, M. Huang, X. Wang, Y. Zhao, D. Yu, F. Ye, S. Wang, and J.-W. Mei, Core-level x-ray photoemission and Raman spectroscopy studies on electronic structures in Mott-Hubbard type nickelate oxide NdNiO_2 (2019), arXiv:1911.03177 [cond-mat.supr-con].
 - [7] K. Lee, B. H. Goodge, D. Li, M. Osada, B. Y. Wang, Y. Cui, L. F. Kourkoutis, and H. Y. Hwang, Aspects of the synthesis of thin film superconducting infinite-layer nickelates, *APL Materials* **8**, 041107 (2020).
 - [8] D. Li, B. Y. Wang, K. Lee, S. P. Harvey, M. Osada, B. H. Goodge, L. F. Kourkoutis, and H. Y. Hwang, Superconducting Dome in $\text{Nd}_{1-x}\text{Sr}_x\text{NiO}_2$ Infinite Layer Films (2020), arXiv:2003.08506 [cond-mat.supr-con].
 - [9] S. Zeng, C. S. Tang, X. Yin, C. Li, Z. Huang, J. Hu, W. Liu, G. J. Omar, H. Jani, Z. S. Lim, K. Han, D. Wan, P. Yang, A. T. S. Wee, and A. Ariando, Phase diagram and superconducting dome of infinite-layer $\text{Nd}_{1-x}\text{Sr}_x\text{NiO}_2$ thin films (2020), arXiv:2004.11281 [cond-mat.supr-con].
 - [10] B. H. Goodge, D. Li, M. Osada, B. Y. Wang, K. Lee, G. A. Sawatzky, H. Y. Hwang, and L. F. Kourkoutis, Doping evolution of the Mott-Hubbard landscape in infinite-layer nickelates (2020), arXiv:2005.02847 [cond-mat.supr-con].
 - [11] B.-X. Wang, H. Zheng, E. Kriviyakina, O. Chmaissem, P. P. Lopes, J. W. Lynn, L. C. Gallington, Y. Ren, S. Rosenkranz, J. F. Mitchell, and D. Phelan,

- Synthesis and characterization of bulk $\text{Nd}_{1-x}\text{Sr}_x\text{NiO}_2$ and $\text{Nd}_{1-x}\text{Sr}_x\text{NiO}_3$ (2020), arXiv:2006.09548 [cond-mat.mtrl-sci].
- [12] Q. Gu, Y. Li, S. Wan, H. Li, W. Guo, H. Yang, Q. Li, X. Zhu, X. Pan, Y. Nie, and H.-H. Wen, Two superconducting components with different symmetries in $\text{Nd}_{1-x}\text{Sr}_x\text{NiO}_2$ films (2020), arXiv:2006.13123 [cond-mat.supr-con].
 - [13] M. Osada, B. Y. Wang, B. H. Goodge, K. Lee, H. Yoon, K. Sakuma, D. Li, M. Miura, L. F. Kourkoutis, and H. Y. Hwang, A superconducting praseodymium nickelate with infinite layer structure, *Nano Letters* (2020).
 - [14] A. S. Botana and M. R. Norman, Similarities and differences between LaNiO_2 and CaCuO_2 and implications for superconductivity, *Phys. Rev. X* **10**, 011024 (2020).
 - [15] H. Sakakibara, H. Usui, K. Suzuki, T. Kotani, H. Aoki, and K. Kuroki, Model construction and a possibility of cuprate-like pairing in a new d^9 nickelate superconductor (Nd,Sr) NiO_2 (2019), arXiv:1909.00060 [cond-mat.supr-con].
 - [16] J. Hirsch and F. Marsiglio, Hole superconductivity in infinite-layer nickelates, *Physica C: Superconductivity and its Applications* **566**, 1353534 (2019).
 - [17] Y. Nomura, M. Hirayama, T. Tadano, Y. Yoshimoto, K. Nakamura, and R. Arita, Formation of a two-dimensional single-component correlated electron system and band engineering in the nickelate superconductor NdNiO_2 , *Phys. Rev. B* **100**, 205138 (2019).
 - [18] M. Hirayama, T. Tadano, Y. Nomura, and R. Arita, Materials design of dynamically stable d^9 layered nickelates, *Phys. Rev. B* **101**, 075107 (2020).
 - [19] J. Gao, Z. Wang, C. Fang, and H. Weng, Electronic structures and topological properties in nickelates $\text{Ln}_{n+1}\text{Ni}_n\text{O}_{2n+2}$ (2019), arXiv:1909.04657 [cond-mat.mtrl-sci].
 - [20] N. Singh, A “road-map” of nickelate superconductivity (2019), arXiv:1909.07688 [cond-mat.supr-con].
 - [21] M. Jiang, M. Berciu, and G. A. Sawatzky, Critical nature of the Ni spin state in doped NdNiO_2 , *Phys. Rev. Lett.* **124**, 207004 (2020).
 - [22] S. Ryee, H. Yoon, T. J. Kim, M. Y. Jeong, and M. J. Han, Induced magnetic two-dimensionality by hole doping in the superconducting infinite-layer nickelate $\text{Nd}_{1-x}\text{Sr}_x\text{NiO}_2$, *Phys. Rev. B* **101**, 064513 (2020).
 - [23] H. Zhang, L. Jin, S. Wang, B. Xi, X. Shi, F. Ye, and J.-W. Mei, Effective Hamiltonian for nickelate oxides $\text{Nd}_{1-x}\text{Sr}_x\text{NiO}_2$, *Phys. Rev. Research* **2**, 013214 (2020).
 - [24] G.-M. Zhang, Y.-F. Yang, and F.-C. Zhang, Self-doped mott insulator for parent compounds of nickelate superconductors, *Phys. Rev. B* **101**, 020501 (2020).
 - [25] Z. Liu, Z. Ren, W. Zhu, Z. Wang, and J. Yang, Electronic and magnetic structure of infinite-layer NdNiO_2 : trace of antiferromagnetic metal, *npj Quantum Materials* **5**, 31 (2020).
 - [26] X. Wu, D. Di Sante, T. Schwemmer, W. Hanke, H. Y. Hwang, S. Raghu, and R. Thomale, Robust $d_{x^2-y^2}$ -wave superconductivity of infinite-layer nickelates, *Phys. Rev. B* **101**, 060504 (2020).
 - [27] E. Been, W.-S. Lee, H. Y. Hwang, Y. Cui, J. Zaanen, T. Devereaux, B. Moritz, and C. Jia, Theory of rare-earth infinite layer nickelates (2020), arXiv:2002.12300 [cond-mat.supr-con].
 - [28] Z.-J. Lang, R. Jiang, and W. Ku, Where do the doped hole carriers reside in the new superconducting nickelates? (2020), arXiv:2005.00022 [cond-mat.supr-con].
 - [29] I. Leonov, S. L. Skornyakov, and S. Y. Savrasov, Lifshitz transition and frustration of magnetic moments in infinite-layer NdNiO_2 upon hole doping, *Phys. Rev. B* **101**, 241108 (2020).
 - [30] I. Leonov and S. Y. Savrasov, Effect of epitaxial strain on the electronic structure and magnetic correlations in infinite-layer (Nd,Sr) NiO_2 (2020), arXiv:2006.05295 [cond-mat.str-el].
 - [31] P. Werner and S. Hoshino, Nickelate superconductors: Multiorbital nature and spin freezing, *Phys. Rev. B* **101**, 041104 (2020).
 - [32] F. Petocchi, V. Christiansson, F. Nilsson, F. Aryasetiawan, and P. Werner, Normal state of $\text{Nd}_{1-x}\text{Sr}_x\text{NiO}_2$ from self-consistent $\text{GW}+\text{EDMFT}$ (2020), arXiv:2006.00394 [cond-mat.str-el].
 - [33] Y. Gu, S. Zhu, X. Wang, J. Hu, and H. Chen, A substantial hybridization between correlated Ni- d orbital and itinerant electrons in infinite-layer nickelates, *Communications Physics* **3**, 84 (2020).
 - [34] L. Si, W. Xiao, J. Kaufmann, J. M. Tomczak, Y. Lu, Z. Zhong, and K. Held, Topotactic Hydrogen in Nickelate Superconductors and Akin Infinite-Layer Oxides ABO_2 , *Phys. Rev. Lett.* **124**, 166402 (2020).
 - [35] F. Lechermann, Late transition metal oxides with infinite-layer structure: Nickelates versus cuprates, *Phys. Rev. B* **101**, 081110 (2020).
 - [36] F. Lechermann, Multiorbital processes rule the $\text{Nd}_{1-x}\text{Sr}_x\text{NiO}_2$ normal state (2020), arXiv:2005.01166 [cond-mat.str-el].
 - [37] J. Karp, A. S. Botana, M. R. Norman, H. Park, M. Zingl, and A. Millis, Many-Body Electronic Structure of NdNiO_2 and CaCuO_2 , *Phys. Rev. X* **10**, 021061 (2020).
 - [38] M. Kitatani, L. Si, O. Janson, R. Arita, Z. Zhong, and K. Held, Nickelate superconductors – a renaissance of the one-band hubbard model (2020), arXiv:2002.12230 [cond-mat.supr-con].
 - [39] Y. Wang, C. J. Kang, H. Miao, and G. Kotliar, Hund’s metal physics: from SrNiO_2 to NdNiO_2 (2020), arXiv:2006.15305 [cond-mat.str-el].
 - [40] Y.-H. Zhang and A. Vishwanath, Type-II $t-J$ model in superconducting nickelate $\text{Nd}_{1-x}\text{Sr}_x\text{NiO}_2$, *Phys. Rev. Research* **2**, 023112 (2020).
 - [41] L.-H. Hu and C. Wu, Two-band model for magnetism and superconductivity in nickelates, *Phys. Rev. Research* **1**, 032046 (2019).
 - [42] J. Chang, J. Zhao, and Y. Ding, Hund-Heisenberg model in superconducting infinite-layer nickelates (2019), arXiv:1911.12731 [cond-mat.supr-con].
 - [43] Z. Wang, G.-M. Zhang, Y.-F. Yang, and F.-C. Zhang, Distinct pairing symmetries of superconductivity in infinite-layer nickelates (2020), arXiv:2006.15928 [cond-mat.supr-con].
 - [44] P. Jiang, L. Si, Z. Liao, and Z. Zhong, Electronic structure of rare-earth infinite-layer RNiO_2 ($R = \text{La, Nd}$), *Phys. Rev. B* **100**, 201106 (2019).
 - [45] M.-Y. Choi, K.-W. Lee, and W. E. Pickett, Role of $4f$ states in infinite-layer NdNiO_2 , *Phys. Rev. B* **101**, 020503 (2020).
 - [46] B. Geisler and R. Pentcheva, Fundamental difference in the electronic reconstruction of infinite-layer vs. perovskite neodymium nickelate films on $\text{SrTiO}_3(001)$ (2020), arXiv:2001.03762 [cond-mat.supr-con].

- [47] R. He, P. Jiang, Y. Lu, Y. Song, M. Chen, M. Jin, L. Shui, and Z. Zhong, Polarity induced electronic and atomic reconstruction at $\text{NdNiO}_2/\text{SrTiO}_3$ interfaces (2020), arXiv:2006.00656 [cond-mat.mtrl-sci].
- [48] F. Bernardini and A. Cano, Stability and electronic properties of $\text{LaNiO}_2/\text{SrTiO}_3$ heterostructures, *Journal of Physics: Materials* (2020).
- [49] E. Talantsev, Classifying superconductivity in an infinite-layer nickelate $\text{Nd}_{0.8}\text{Sr}_{0.2}\text{NiO}_2$, *Results in Physics* **17**, 103118 (2020).
- [50] T. Zhou, Y. Gao, and Z. D. Wang, Spin excitations in nickelate superconductors (2019), arXiv:1910.05757 [cond-mat.supr-con].
- [51] F. Bernardini, V. Olevano, and A. Cano, Magnetic penetration depth and T_c in superconducting nickelates, *Phys. Rev. Research* **2**, 013219 (2020).
- [52] F. Bernardini, V. Olevano, X. Blase, and A. Cano, Infinite-layer fluoro-nickelates as d^9 model materials, *Journal of Physics: Materials* 10.1088/2515-7639/ab885d (2020).
- [53] V. Olevano, F. Bernardini, X. Blase, and A. Cano, Ab initio many-body GW correlations in the electronic structure of LaNiO_2 , *Phys. Rev. B* **101**, 161102 (2020).
- [54] M.-Y. Choi, W. E. Pickett, and K. W. Lee, Quantum-Fluctuation-Frustrated Flat Band Instabilities in NdNiO_2 (2020), arXiv:2005.03234 [cond-mat.supr-con].
- [55] P. Adhikary, S. Bandyopadhyay, T. Das, I. Dasgupta, and T. Saha-Dasgupta, Orbital selective superconductivity in a two-band model of infinite-layer nickelates (2020), arXiv:2005.01243 [cond-mat.supr-con].
- [56] E. M. Nica, J. Krishna, R. Yu, Q. Si, A. S. Botana, and O. Erten, Theoretical investigation of superconductivity in trilayer square-planar nickelates (2020), arXiv:2003.09132 [cond-mat.supr-con].
- [57] J. Zaanen, G. A. Sawatzky, and J. W. Allen, Band gaps and electronic structure of transition-metal compounds, *Phys. Rev. Lett.* **55**, 418 (1985).
- [58] P. A. Lee, N. Nagaosa, and X.-G. Wen, Doping a mott insulator: Physics of high-temperature superconductivity, *Rev. Mod. Phys.* **78**, 17 (2006).
- [59] K.-W. Lee and W. E. Pickett, Infinite-layer LaNiO_2 : Ni^{1+} is not Cu^{2+} , *Phys. Rev. B* **70**, 165109 (2004).
- [60] See also Ref. [52] for another attempt.
- [61] Y. Tokura and T. Arima, New classification method for layered copper oxide compounds and its application to design of new high T_c superconductors, *Jpn. J. Appl. Phys.* **29**, 2388 (1990).
- [62] F. Aryasetiawan, M. Imada, A. Georges, G. Kotliar, S. Biermann, and A. I. Lichtenstein, Frequency-dependent local interactions and low-energy effective models from electronic structure calculations, *Phys. Rev. B* **70**, 195104 (2004).
- [63] A. Lichtenstein, *Correlated Matter Modeling and Simulation*, Vol. 3, edited by E. Pavarini, E. Koch, and U. Schollwöck (Verlag des Forschungszentrum Jülich, 2013).
- [64] M. Takahashi, Half-filled Hubbard model at low temperature, *Journal of Physics C: Solid State Physics* **10**, 1289 (1977).
- [65] A. H. MacDonald, S. M. Girvin, and D. Yoshioka, $\frac{t}{U}$ expansion for the Hubbard model, *Phys. Rev. B* **37**, 9753 (1988).
- [66] J.-Y. P. Delannoy, M. J. P. Gingras, P. C. W. Holdsworth, and A.-M. S. Tremblay, Low-energy theory of the $t - t' - t'' - U$ Hubbard model at half-filling: Interaction strengths in cuprate superconductors and an effective spin-only description of La_2CuO_4 , *Phys. Rev. B* **79**, 235130 (2009).
- [67] V. I. Anisimov, J. Zaanen, and O. K. Andersen, Band theory and Mott insulators: Hubbard U instead of Stoner I , *Phys. Rev. B* **44**, 943 (1991).
- [68] V. I. Anisimov, I. V. Solovyev, M. A. Korotin, M. T. Czyżyk, and G. A. Sawatzky, Density-functional theory and NiO photoemission spectra, *Phys. Rev. B* **48**, 16929 (1993).
- [69] A. I. Liechtenstein, V. I. Anisimov, and J. Zaanen, Density-functional theory and strong interactions: Orbital ordering in Mott-Hubbard insulators, *Phys. Rev. B* **52**, R5467 (1995).
- [70] M. Cococcioni, *Correlated Electrons: From Models to Materials Modeling and Simulation*, Vol. 2, edited by E. Pavarini, E. Koch, F. Anders, and M. Jarrell (Verlag des Forschungszentrum Jülich, 2012).
- [71] D. M. Korotin, V. V. Mazurenko, V. I. Anisimov, and S. V. Streltsov, Calculation of exchange constants of the heisenberg model in plane-wave-based methods using the green's function approach, *Phys. Rev. B* **91**, 224405 (2015).
- [72] T. Nomoto, T. Koretsune, and R. Arita, Local force method for the ab initio tight-binding model with spin-dependent hopping (2020), arXiv:2003.11162 [cond-mat.str-el].
- [73] T. Nomoto, T. Koretsune, and R. Arita, Formation mechanism of helical q structure in gd-based skyrmion materials (2020), arXiv:2003.13167 [cond-mat.mtrl-sci].
- [74] Note that the J_{ij} value in this paper is defined to be eight times as large as that in Ref. 72.
- [75] P. Giannozzi, O. Andreussi, T. Brumme, O. Bunau, M. B. Nardelli, M. Calandra, R. Car, C. Cavazzoni, D. Ceresoli, M. Cococcioni, N. Colonna, I. Carnimeo, A. D. Corso, S. de Gironcoli, P. Delugas, R. A. D. Jr, A. Ferretti, A. Floris, G. Fratesi, G. Fugallo, R. Gebauer, U. Gerstmann, F. Giustino, T. Gorni, J. Jia, M. Kawamura, H.-Y. Ko, A. Kokalj, E. Kkbenli, M. Lazzeri, M. Marsili, N. Marzari, F. Mauri, N. L. Nguyen, H.-V. Nguyen, A. O. de-la Roza, L. Paulatto, S. Ponc, D. Rocca, R. Sabatini, B. Santra, M. Schlipf, A. P. Seitsonen, A. Smogunov, I. Timrov, T. Thonhauser, P. Umari, N. Vast, X. Wu, and S. Baroni, Advanced capabilities for materials modelling with QUANTUM ESPRESSO, *J. Phys. Condens. Matter* **29**, 465901 (2017).
- [76] J. P. Perdew, K. Burke, and M. Ernzerhof, Generalized Gradient Approximation Made Simple, *Phys. Rev. Lett.* **77**, 3865 (1996).
- [77] M. van Setten, M. Giantomassi, E. Bousquet, M. Verstraete, D. Hamann, X. Gonze, and G.-M. Rignanese, The PseudoDojo: Training and grading a 85 element optimized norm-conserving pseudopotential table, *Comput. Phys. Commun.* **226**, 39 (2018).
- [78] D. R. Hamann, Optimized norm-conserving vanderbilt pseudopotentials, *Phys. Rev. B* **88**, 085117 (2013).
- [79] N. Marzari and D. Vanderbilt, Maximally localized generalized wannier functions for composite energy bands, *Phys. Rev. B* **56**, 12847 (1997).
- [80] I. Souza, N. Marzari, and D. Vanderbilt, Maximally localized wannier functions for entangled energy bands, *Phys.*

- Rev. B **65**, 035109 (2001).
- [81] K. Nakamura, Y. Yoshimoto, Y. Nomura, T. Tadano, M. Kawamura, T. Kosugi, K. Yoshimi, T. Misawa, and Y. Motoyama, Respack: An ab initio tool for derivation of effective low-energy model of material (2020), arXiv:2001.02351 [cond-mat.str-el].
 - [82] <https://sites.google.com/view/kazuma7k6r>.
 - [83] H. Shinaoka, J. Otsuki, M. Ohzeki, and K. Yoshimi, Compressing green's function using intermediate representation between imaginary-time and real-frequency domains, Phys. Rev. B **96**, 035147 (2017).
 - [84] N. Chikano, K. Yoshimi, J. Otsuki, and H. Shinaoka, irbasis: Open-source database and software for intermediate-representation basis functions of imaginary-time greens function, Computer Physics Communications **240**, 181 (2019).
 - [85] J. Li, M. Wallerberger, N. Chikano, C.-N. Yeh, E. Gull, and H. Shinaoka, Sparse sampling approach to efficient ab initio calculations at finite temperature, Phys. Rev. B **101**, 035144 (2020).
 - [86] We do not pay special attention to the precise value of the ratio J'/J because we are only interested in the order estimate of J .
 - [87] B.-X. Zheng, C.-M. Chung, P. Corboz, G. Ehlers, M.-P. Qin, R. M. Noack, H. Shi, S. R. White, S. Zhang, and G. K.-L. Chan, Stripe order in the underdoped region of the two-dimensional Hubbard model, Science **358**, 1155 (2017).
 - [88] A. S. Darmawan, Y. Nomura, Y. Yamaji, and M. Imada, Stripe and superconducting order competing in the Hubbard model on a square lattice studied by a combined variational Monte Carlo and tensor network method, Phys. Rev. B **98**, 205132 (2018).
 - [89] T. Ohgoe, M. Hirayama, T. Misawa, K. Ido, Y. Yamaji, and M. Imada, Ab initio study of superconductivity and inhomogeneity in a Hg-based cuprate superconductor, Phys. Rev. B **101**, 045124 (2020).
 - [90] H.-C. Jiang and T. P. Devereaux, Superconductivity in the doped Hubbard model and its interplay with next-nearest hopping t' , Science **365**, 1424 (2019).
 - [91] E. Şaşoğlu, C. Friedrich, and S. Blügel, Effective coulomb interaction in transition metals from constrained random-phase approximation, Phys. Rev. B **83**, 121101(R) (2011).