

Introducing Problem Schema with Hierarchical Exercise Graph for Knowledge Tracing

Hanshuang Tong, Yun Zhou, Zhen Wang and Ben Teng

Abstract—Knowledge tracing (KT) which aims at predicting learner's knowledge mastery plays an important role in the computer-aided educational system. In recent years, many deep learning models have been applied to tackle the KT task, which has shown promising results. However, limitations still exist. Most existing methods simplify the exercising records as knowledge sequence, which fails to explore rich information existed in exercise texts. Besides, the latent hierarchical graph nature of exercises and knowledge remains unexplored. Thus, in this paper, we propose a hierarchical graph knowledge tracing model framework (HGKT) which can leverage the advantages of hierarchical exercise graph and of sequence model to enhance the ability of knowledge tracing. Besides, we introduce the concept of problem schema to better represent a group of similar exercises and propose a hierarchical graph neural network to learn representations of problem schemas. Moreover, in the sequence model, we employ two attention mechanisms to highlight important historical states of students. In the testing stage, we present a K&S diagnosis matrix that could trace the transition of mastery of knowledge and problem schema, which can be more easily applied to different applications. Extensive experiments show the effectiveness and interpretability of our proposed models.

Index Terms—Intelligent education, knowledge tracing, problem schema, hierarchical exercise graph, graph convolutional network, attention mechanism.

1 INTRODUCTION

KNOWLEDGE tracing is a fundamental task in computer-aided educational system, which can benefit both learning and teaching. Specifically, learners can have an overall picture of their knowledge mastery states, and educators can provide personalized tutoring to learners accordingly.

There are numerous applications of knowledge tracing, such as assessment system, diagnosis report and adaptive question recommendation [1], [2], [3]. A typical knowledge tracing process is as follows: when a question is posted, a learner reads its text and applies knowledge to solve it. After getting a bunch of learners' interactive items, corresponding knowledge sequences and interactive sequences of exercises are extracted to train a KT model which could predict the hidden knowledge states of a learner. However, there are two main problems shown in the traditional knowledge tracing workflow: (1) Exercise representation loss problem: traditional workflow simplifies the exercising records as knowledge sequence, which ignores the difficulty and semantic information contained in exercises. In other words, existing methods have an information loss in the process of representing exercises. (2) Insufficient diagnosis problem: it is also difficult to provide specific learning suggestions based on the diagnosis results. Even if we know that a student has a weak knowledge, we have no idea that how difficult and what kinds of exercises should be recommended since mappings between knowledge and exercises is too broad.

In the literature, there are many efforts in knowledge tracing. Existing methods can be divided into two tracks: traditional and deep learning track. The most popular traditional approach is Bayesian Knowledge Tracing (BKT) [4], which updates learner's latent knowledge state by a Hidden Markov Model. Deep learning methods like Deep Knowledge Tracing (DKT) model the learning process as a recurrent neural network [5]. Dynamic Key-Value Memory Network (DKVMN) enhances the ability of the recurrent neural network by introducing two memory matrices to represent knowledge and learner's mastery for each knowledge respectively [6]. Graph-based Knowledge Tracing (GKT) combines knowledge tracing with a graph neural network [7]. It encodes a learner's hidden knowledge state as embeddings of graph nodes and updates the state in a knowledge graph. Those models have been proved effective but still have limitations. Most existing methods face the problem of exercise representation loss since they have not taken the texts of exercises into consideration. Moreover, to the best of our knowledge, Exercise Enhanced Knowledge Tracing (EKT) is the first method to incorporate features of exercise text into the knowledge tracing model [8]. However, EKT extracts features of text by feeding the text of exercise directly into a bi-directional LSTM network [9], which fails to consider the latent hierarchical graph nature of exercises and brings in extra noise from embeddings of the text.

Our insight of solving the exercise representation loss problem and insufficient diagnosis problem hinges upon the idea of fully exploring the latent structure of exercises (as shown in Fig. 1). Inspired by math word solving technique [10], [11], we introduce the concept of problem schema into knowledge tracing, which can help to explore the hierarchical graph structure of exercises and further refine the representation of exercises. Here, we define problem schema as a feature of a group of exercises which have

• H.Tong, Y.Zhou, Z.Wang and B.Teng are with the AI Lab, AIXUEXI Education Group Ltd, Haidian District, Beijing 100083, China. E-mail: {tonghanshuang.thu,zhouyun.nudt}@gmail.com, wangzhenYSU@163.com, tengben0905@gmail.com. (Corresponding authors: H.Tong; Y.Zhou.)

Manuscript received; revised

similar difficulty, semantics and solutions. An outstanding property is that two exercises belong to the same problem schema only if the student gives similar feedback to both questions. In other words, for those exercises with same problem schema, if a student answers one correctly, he has a high probability to answer the other right, vice versa. For a KT task, using problem schema embeddings to represent a group of exercises is effective compared to traditional text embedding technique. Imagine the following scenario: Given two exercises with the same problem schema and distinct text descriptions, their effect for a KT task is almost the same but their text embeddings may be distinctly different, which will bring in extra noises for a KT task.

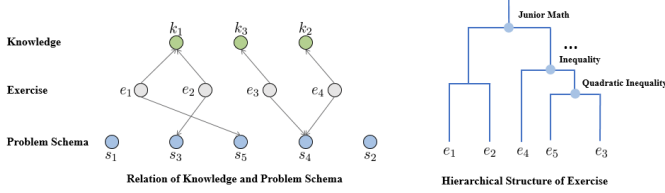


Fig. 1: The left image shows the relation between knowledge and problem schema while the right image shows the latent hierarchical structure of exercises

The above analysis shows the prospects of introducing problem schema features into KT task. However, it may also bring in following three problems. Firstly, the definition of the problem schema requires lots of expert time and manual labeled mappings are hard to generalize to other datasets. Secondly, it remains unexplored that what is the most effective way to divide exercises for a KT task. Thirdly, the relationship between problem schemas and knowledge is complex. In particular, as Fig. 1 shows, two exercises (e.g., e_3 and e_4) with the same problem schema may contain different knowledge due to the difference of subjective cognition since an exercise may contain multiple knowledge. Similarly, two exercises (e.g., e_1 and e_2) with the same knowledge can also belong to different problem schemas due to their difficulty difference.

To address above challenges, we propose a hierarchical graph knowledge tracing framework named HGKT, which unifies the strengths of hierarchical graph neural network and recurrent sequence model with attention to enhance the performance of knowledge tracing. In HGKT, we present an approximate method to get the problem schema features: many successes have demonstrated BERT’s ability to understand the intent and semantic information behind the text recently [12]. Thus we determine whether two exercises belong to same problem schema based on the similarity of their BERT embeddings, which could save lots of manual labeling work. Besides, the feature is distinguishing enough for a KT task. Finally, we use the problem schema feature to build a hierarchical exercise graph (HEG) to improve the accuracy of the KT task. To summarize, the main contributions of this paper are as follows:

- We introduce the concept of problem schema into the knowledge tracing task and propose different methods to construct a hierarchical exercise graph (HEG) to explore the latent hierarchical graph structure of exercises.

- We explore a novel approach called hierarchical graph neural network to learn representations of problem schemas, which can solve the exercise representation loss problem.
- We present two attention mechanisms that can highlight the important states of learners and fully leverage the information learned in HEG.
- We put forward a K&S diagnosis matrix to make diagnosis results more comprehensive and diverse, which can contribute to solving the insufficient diagnosis problem.

2 RELATED WORK

2.1 Cognitive Diagnosis

In the domain of intelligent education, cognitive diagnosis is an essential task combining cognitive discipline and psychometric measurement. It uses computers as primary research tools to explore the cognitive processes of participants. Generally, cognitive diagnostic models (CDM) [13] could be categorized into two tracks: traditional models and deep learning models. Among them, item response theory (IRT) [14], as a typical traditional diagnosis model, considers each student as a factor and leverages a logistic-like function to model the diagnosis process. Unlike the IRT model, which locates a learner’s latent trait on a continuum and does not consider the mastery difference for different knowledge, DINA (deterministic inputs, noisy “and” gate) [15] encodes each student as a binary vector which denotes whether he has mastered the knowledge concepts or not. Moreover, a general DINA framework, called the probabilistic-input, noisy conjunctive (PINC) model [16], was proposed to quantify the learner’s mastery for each knowledge as a continuous value, which could precisely model the individual differences. Compared to traditional methods, recent deep learning methods could achieve better prediction results since they could capture more complex relations between students and exercises. In this track, researchers proposed a general Neural Cognitive Diagnosis (NeuralCD) framework [17] that could automatically generate item response functions through deep learning techniques. However, the interpretability of deep learning diagnostic models still has a large gap compared to traditional cognitive diagnostic models.

2.2 Problem Schema

The concept of problem schema was first proposed in automatic solving for mathematical word problems (MWPs) field [10]. The early approaches to math word problems are rule-based systems based on hand engineering [18], [19], [20], [21]. WORD-PRO [19] solves one-step arithmetic problems by defining four problem schemas: change-in, change-out, combine and compare. ROBUST [20] further expands them into six distinct categories and Yun et al. develops the usage of problem schema to solve multi-step math problem [21]. To summarize, the purpose of introducing problem schema to MWPs is to classify a group of exercises sharing same solution. However, in KT tasks, a crucial consideration is that whether students’ performance are same in solving exercises with the same problem schema. Thus,

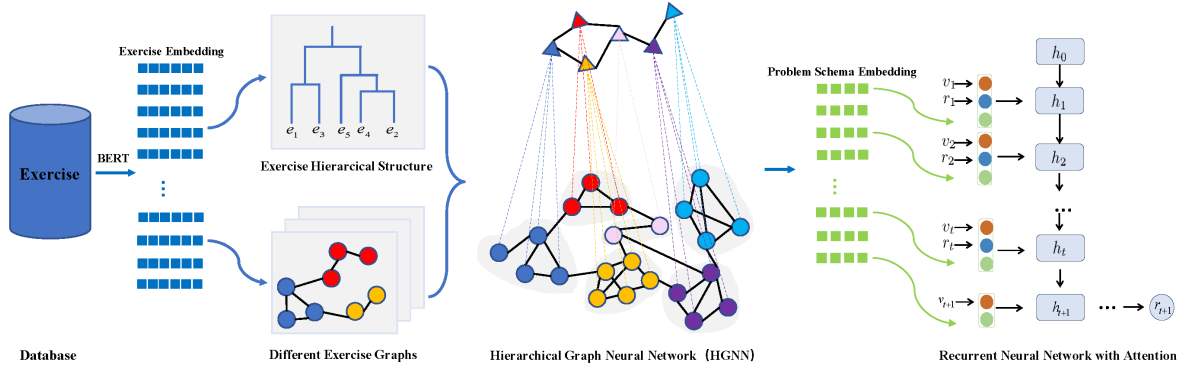


Fig. 2: The framework of HGKT

as long as two exercises share similar solution or similar text representation, they could be considered as sharing the same problem schema. Besides, compared to manual defined schemas in MWPs, we use text clustering methods to generate clusters for similar exercises since it is more applicable for those datasets with more diversified types.

2.3 Graph Neural Networks

Graph neural networks (GNN) that can model graph structured data such as social network data [22], [23], [24] or knowledge graph data [25], [26], [27] has attracted great attention recently. GNN learns node representation by transforming, propagating and aggregating node features and has been proved effective for most graph-structured data [22], [28]. However, the ability of current GNN architectures is limited since their graphs are inherently flat as they only propagate information across the edges of the graph and could not infer and aggregate the information in a hierarchical way [29], [30]. DiffPool [31] is a differentiable graph pooling method, which is first proposed to learn interpretable hierarchical representations of graph. However, it needs to train a separate cluster assignment matrix which is computation expensive. Thus, we present a variant of DiffPool to learn node representations in our paper.

2.4 Text Clustering

The purpose of text clustering is to group a set of objects in a manner where objects in the same cluster are more similar. NLP-based method usually involves three aspects [32], [33], [34], [35]. Firstly, a suitable distance measure need to be applied to identify the proximity of two feature vectors. Secondly, text clustering requires a criterion function to get the best possible clusters and stop further processing. Thirdly, we need to propose an algorithm to optimize the criterion function. Here, the algorithms proposed could be divided into a wide variety of different types such as agglomerative clustering algorithms, partitioning algorithms, and standard parametric modeling based methods [36]. There are many commonly used methods such as K-means, Hierarchical Clustering and DBSCAN [37], [38], [39].

3 PROBLEM DEFINITION

We formulate the KT task in this paper as follows. Consider the goal of knowledge tracing is to estimate students' hidden knowledge states based on students' exercise data. Suppose we have a student set \mathcal{P} , an exercise set \mathcal{E} , a knowledge set \mathcal{K} and a problem schema set \mathcal{S} . Each exercise associates with a knowledge $k \in \mathcal{K}$ and a problem schema $s \in \mathcal{S}$. We further record exercise sequence for each student s as $\mathcal{R}_s = \{(e_1, r_1), (e_2, r_2), \dots, (e_m, r_m)\}$, where $e_i \in \mathcal{E}$ and $r_i \in \{0, 1\}$. Here $r_i = 1$ indicates a correct answer and $r_i = 0$ indicates an incorrect one. To clearly explain the framework of HGKT, we first briefly introduce the definition of HEG and KT problem.

Definition 1. Hierarchical Exercise Graph (HEG). In an educational system, HEG is a hierarchical graph consisting of different levels of layers that store semantic information of exercises and problem schemas. Specifically, the HEG used in HGKT has two layers: the bottom one is an exercise layer while the top one is a problem schema layer. Each node in the bottom layer corresponds to an exercise in our database while each node in problem schema layer corresponds to a problem schema. Formally, we represent a HEG graph as (A, F, S_e) , where $A \in \{0, 1\}^{|\mathcal{E}| \times |\mathcal{E}|}$ is an adjacency matrix of the bottom layer, $F \in \mathbb{R}^{|\mathcal{E}| \times t}$ is the node feature matrix assuming each node has t features and $S_e \in \mathbb{R}^{|\mathcal{E}| \times |\mathcal{S}|}$ is an assignment matrix which denotes an assignment of each node from the bottom layer to a cluster in the top layer.

Definition 2. Knowledge Tracing Task (KT Task). In an intelligent learning system, we assume that each student contains a hidden temporal knowledge state for each concept at a timestep, which denotes the mastery of each concept. Given an exercise interaction sequence for a student s before time t , the goal of a KT task is to find a method (e.g. train a model) to predict the student's answer r_{t+1} on the exercise q_{t+1} at time $t+1$. After the model has been trained, we could use it to infer the student's hidden knowledge state at any time.

4 HGKT FRAMEWORK

4.1 Framework Overview

The entire structure of the framework is shown in Fig. 2. First of all, BERT [12] is used to encode all exercises in the database to obtain the semantic representation. Next, we extract hierarchical structure and graph structure from those embeddings, which are combined to generate the hierarchical exercise graph. The third step is to learn the representation of problem schema by a hierarchical graph neural network. Finally, the problem schema embeddings and exercising records are used in recurrent neural network to predict the learners' performance. It is worth mentioning that the hierarchical graph neural network and recurrent neural network are trained in an end-to-end fashion.

4.2 Exercise Graph Construction

HGKT can leverage the graph-structured nature of exercises for a KT task. However, the structure of exercises is not explicitly provided in most cases. In this section, we introduce several methods to explore the latent graph structure among exercises. The graph constructed is further used for learning the representations of problem schema. Since learning-based approaches are computation-intensive for a large number of exercises, we explore the underlying graph structure of exercises using following methods:

Knowledge-based Graph is a densely connected graph, where $A_{i,j}$ is 1 if two different exercise e_i and e_j contain same knowledge; else it is 0.

Bert-Sim Graph is a graph generated by the cosine similarity of two exercises' BERT embeddings. Here $A_{i,j}$ is 1 if the similarity between two different exercises is larger than hyperparameter ω_b ; else, it is 0.

Exercise Transition Graph is a transition probability matrix, where $A_{i,j}$ is 1 if $\frac{n_{i,j}}{\sum_{k=1}^{|E|} n_{i,k}} > \omega_e$; else, it is 0. Here $n_{i,j}$ represents the number of times exercise j is answered immediately after exercise i is answered. ω_e is a hyperparameter controlling the number of edges in the generated graph.

4.3 Problem Schema Representation Learning

In this work, we build our model on a hierarchical exercise graph in order to learn useful representations of problem schemas for a KT task. Graph neural network and its variant have achieved promising performance in various challenging tasks. We first briefly review its mechanism and then reveal our revision for this work in detail.

Graph Nerual Networks. Traditional GNNs architectures can be considered as following general "message-passing" architectures.

$$H^k = M(A, H^{k-1}; \theta^k), \quad (1)$$

Here M is a message propagation function that defines how to aggregate and update node embeddings based on a trainable parameter θ^k . And $H \in \mathbb{R}^{n \times d}$ is the node embeddings computed after k steps of the message propagation. Specifically, the H^0 is initialized using node features in the graph.

A popular variant of GNN is called graph convolutional neural network (GCN) [23], which has demonstrated to be

efficient to gather information in a graph through convolution operations. Its message propagation function is as following:

$$H^k = M(A, H^{k-1}; \theta^k) = \sigma(\tilde{D}^{-\frac{1}{2}} \tilde{A} \tilde{D}^{-\frac{1}{2}} H^{k-1} W^{k-1}) \quad (2)$$

where $\sigma()$ denotes a non-linear activation function such as *ReLU* function. $\tilde{A} = A + I$ is an adjacency matrix with added self-connections. \tilde{D} is a diagonal degree matrix of \tilde{A} and W^{k-1} is a trainable weight matrix of $k-1$ layer.

Hierarchical Graph Neural Networks. Considering the hierarchical nature of the exercise data, we propose a hierarchical graph neural networks (HGNN) to propagate semantic features of exercises into problem schema embeddings in the HEG (as shown in Fig. 3). The HGNN consists of convolutional layers and pooling layers. The key intuition is of HGNN is that we stack a layer with exercise information and a layer with problem schema information and learn a method to assign each nodes from the exercise layer to the problem schema layer.

Motivated by assignment matrix proposed in Diff-Pool [31] which has been proved to be an efficient way to capture the hierarchical community structure, we propose an exercise assignment matrix S_e that can provide an assignment of each exercise node in the bottom layer to a problem schema node in the top layer. Here, each row of an S_e corresponds to one of exercises at the bottom layer, and each column of S_e corresponds to one of problem schemas at the top layer. The assignment matrix in DiffPool is learned by a separate GNN model since its goal is to provide an end-to-end solution for graph classification tasks. However, unlike the data structure used in DiffPool whose hierarchical relation is not clear and need to accommodate for different tasks, the hierarchical structure of exercises is more stable and it should not change from task to task.

Thus, in our work, we utilize an unsupervised clustering method called hierarchical clustering analysis (HCA) [38] to explore the latent structure of exercise and then generate an assignment matrix based on its clustering results. HCA is an unsupervised cluster analysis method using agglomerative or divisive strategies to build a hierarchy of clusters. The right image in Fig. 1 shows a toy of clustering result called dendrogram. We could set different clustering threshold λ to get different levels of clustering results. Later, we need to adjust λ to find the most suitable level for problem schemas. Additionally, for each λ , we could generate a cluster assignment matrix S_λ where $S_{\lambda(i,j)}$ is 1 if exercise i belong to cluster j , else it is 0.

Now we formally introduce structures of HGNN. For a given HEG (A, F, S_λ) , the HGNN propagates features using following equations. First of all, we build two GNN networks named GNN_{exer} and GNN_{sche} whose parameters are used to update exercise embeddings and problem schema embeddings correspondly. The node feature matrix for the first k layers is one-hot embeddings of each exercise F and an exercise graph A_e introduced in section. Here H_e and H_s correspond to the embeddings of exercises and problem schemas. Note that $H^0 = F$. At k -th layer, we coarsen the input exercise graph to get a smaller problem schema graph A_s using Eq. 3. The linear transformation introduced in Eq. 5 aggregates the exercise representations to correspond problem schema representations. At last,

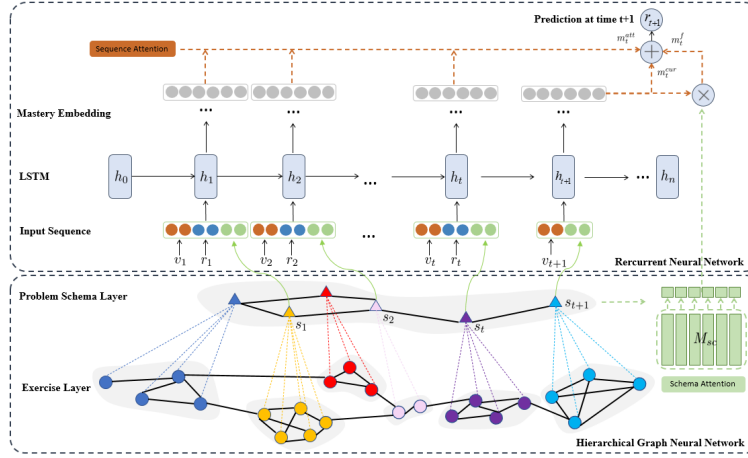


Fig. 3: The architecture of HGKT

GNN_{sche} updates each embeddings of problem schema and sends those information to "sequence processing" stage of HGKT.

$$A_s = S_\lambda^T A_e S_\lambda, \quad (3)$$

$$H_e^{(l+1)} = GNN_{exer}(A_e^{(l)}, H_e^{(l)}), l < k \quad (4)$$

$$H_s^{(l+1)} = S_\lambda^T H_e^{(l)}, l = k \quad (5)$$

$$H_s^{(l+1)} = GNN_{sche}(A_s^{(l)}, H_s^{(l)}), l > k \quad (6)$$

4.4 Modeling Process

The modeling process mainly focuses on solving following two issues: (1) How to better combine the representations of problem schemas with other sequence information? (2) How to better use diagnosis results?

Exercise Representation. The overall input for the sequence processing part is exercise interaction sequences. Each exercise interaction contains three components : knowledge v_t , exercise result r_t , problem schema s_t . Here, v_t is a one-hot embedding of $|\mathcal{K}|$ distinct knowledge. r_t is a binary value indicating whether the student answers an exercise correctly. s_t is the embedding of problem schema generated in HEG introduced in Section 4.3. At each timestamp t , to differentiate the exercise contribution to its corresponding knowledge hidden state, the input for the sequence model is a joint embedding x_t of (v_t, r_t, s_t) .

Sequence Propagation In the propagation stage, we process x_t and the previous hidden state h_{t-1} using RNN network to get current student's hidden state h_t as shown in Eq. 7. Here we use LSTM as a variant of RNN since it can better preserve long-term dependency in the exercise sequence [9]. Eq. 8 shows the prediction of mastery for each problem schema $m_t^{cur} \in \mathbb{R}^{|\mathcal{S}|}$ at time t . $\{W_1, b_1\}$ are the parameters.

$$h_t, c_t = LSTM(x_t, h_{t-1}, c_{t-1}; \theta_t), \quad (7)$$

$$m_t^{cur} = ReLU(W_1 \cdot h_t + b_1), \quad (8)$$

Attention Mechanism The HGKT leverages two kinds of attention mechanism, called sequence attention and schema attention, to enhance effects of typical states in the history of modeling. Learners may perform similarly on exercises with same problem schemas, thus we use a sequence attention shown in Eq. 9 to reference previous results of similar exercises. Here, we assume the attention of historical problem schema mastery m_t^{att} is a weighted sum aggregation of previous mastery state. However, different from the attention used in [8], we set an attention window limit λ_β in HGKT for the following two reasons: (1) If the length of sequence attention is not limited, the computational cost would be intensive when the exercise sequence is extremely long. (2) Experiments prove that recent memory have a greater impact on knowledge tracing results than long past memories, which is consistent with educational psychology since learners start losing the memory of learned knowledge over time [40].

$$m_t^{att} = \sum_{i=\max(t-\lambda_\beta, 0)}^t \beta_i m_i^{cur}, \beta_i = \cos(s_{t+1}, s_i), \quad (9)$$

The schema attention aims to focus learner's attention on a given problem schema with $\alpha_t \in \mathbb{R}^{|\mathcal{S}|}$ that is the similarity to other problem schemas. As shown in Eq. 10, we propose an external memory $M_{sc} \in \mathbb{R}^{k \times |\mathcal{S}|}$ collected from embeddings in problem schema layer in HEG. Each column of M_{sc} corresponds to a embedding of problem schema. Here, k is the embedding dimension in HEG. The intuition for Eq. 10 is that an answer of an exercise would relate to exercises with similar problem schema, thus we could focus our attention on a certain problem schema. Notice that the value of memory M_{sc} changes over time during training.

$$m_t^f = \alpha_t^T m_t^{cur}, \alpha_t = Softmax(s_{t+1}^T M_{sc}), \quad (10)$$

To summarize, the states to predict the student's performance at time $t+1$ consists of three components : current knowledge mastery m_t^{cur} , historical related knowledge mastery m_t^{att} and focus problem schema mastery m_t^f . As Eq. 11

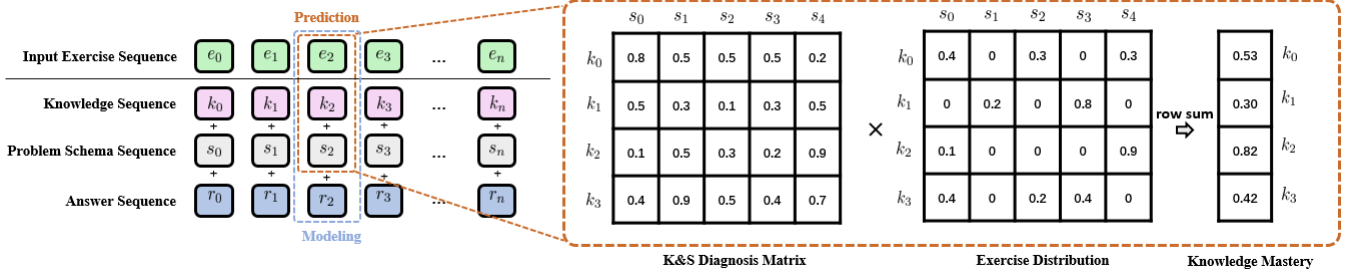


Fig. 4: The illustration of testing stage and K&S diagnosis matrix

shows, those states are concatenated together to predict a final result. $\{W_2, b_2\}$ are the parameters.

$$\tilde{r}_t = \sigma(W_2 \cdot [m_t^{att}, m_t^{cur}, m_t^f] + b_2), \quad (11)$$

Model Learning The goal of training is the negative log likelihood of the observed sequence of learner response. During training, both parameters, i.e., parameters in GNN_{exer} and GNN_{sche} , parameters in sequence propagation $\{W_1, b_1, W_2, b_2\}$ are updated. The loss for a learner is shown in Eq. 12. Specifically, the loss for a response log is defined as the cross entropy between the real answer r_t at time t and predicted score \tilde{r}_t on exercise. The objective function is minimized using the Adam optimization [41]. Implementation details will be introduced in the experiments part.

$$loss = - \sum_t (r_t \log \tilde{r}_t + (1 - r_t) \log(1 - \tilde{r}_t)). \quad (12)$$

4.5 Prediction Output of HGKT

After modeling the exercising process of each learner from step 1 to t , we now introduce our strategies for predicting his performance on the next exercise e_{t+1} . Besides, to diagnose a student's learning process in detail, we introduce a K&S diagnosis matrix to fully trace the mastery of knowledge and problem schema dynamically.

K&S diagnosis matrix Unlike the traditional knowledge tracing method, the input for HGKT in testing stage is the knowledge and problem schema of an exercise. Thus, we could trace the transition mastery of knowledge, problem schema, or their combination in HGKT. Specifically, at each timestep t , we can predict the performance r_t for each combination of (k_i, s_j) ($k_i \in \mathcal{K}, s_j \in \mathcal{S}$). Thus, we could use those results to generate a matrix R_t^{ks} called K&S diagnosis matrix whose vertical axis represents different knowledge and horizontal axis represents different problem schema as shown in Fig. 4. Next, the knowledge mastery R_t^k at time t is calculated by the weighted aggregation of mastery of each problem schema as shown in Eq. 14. Here $q_{i,j}$ denotes the number of exercises containing knowledge k_i and problem schema s_j . Similarly we could calculate the mastery of each problem schema R_t^s .

$$q_{i,j} = |\{(e_{(k_i, s_j)} \mid k_i \in \mathcal{K}, s_j \in \mathcal{S})\}| \quad (13)$$

$$R_{t,i}^k = R_{t,i}^{ks} d_{i,j}^k, \quad d_{i,j}^k = \frac{q_{i,j}}{\sum_j q_{i,j}} \quad (14)$$

TABLE 1: An Example of Schema Summarization

Exercise Cluster
Exercise 1: If the ratio of lengths of three sides of a triangle is 2 : 3 : 4, and its circumference is 18, the shortest side length is?
Exercise 2: Given ratio of lengths of triangle sides is 2:4:4 and circumference is 20, what is the shortest side length?
Exercise 3: If we know that ratio of lengths of three sides of a triangle is 3:4:5, and circumference of the triangle is 24, find the shortest side length?
...
Condition keyphrases
ratio of lengths, circumference
Objective keyphrases
shortest side length
Problem Schema
Given ratio of lengths, circumference, find the shortest side length?

$$R_{t,j}^s = R_{t,j}^{ks} d_{i,j}^s, \quad d_{i,j}^s = \frac{q_{i,j}}{\sum_i q_{i,j}} \quad (15)$$

5 INTERPRETABILITY OF PROBLEM SCHEMA

The introduction of problem schema can effectively improve the effect of models in predicting students' performance, and there are abundant application scenarios. However, the interpretability of these problem schema is unknown. In this part, we introduce a method to extract meaningful problem schema descriptions. As mentioned above, each problem schema corresponds to a group of exercises. We expect to extract some general statements to summarize the exercises in a cluster. Under this setting, two more sub-challenges emerge. Firstly, we don't have labeled samples because these clusters are generated by a data-driven method. Secondly, there is no context links between these exercises in a cluster, thus the traditional summarization method is not suitable for this scenario.

Based on above challenges, we propose an unsupervised schema summarization algorithm. The core idea of this algorithm is to extract meaningful condition descriptions and objective descriptions accordingly and use them to form a description for an exercises cluster based on certain rules. Specifically, as shown in Algorithm 1, we design several rules for the algorithm. The first rule R_m is used to transform each latex formula into its summarized natural language version based on latent formula features. For example, the formula " $x^2 + 4x - 9 = 0$ " would be replaced by "quadratic equation" since it contains symbols "=" and " x^2 ". The second rule R_d is designed to divide an exercise sentence into a condition part and an objective part. In most cases, the last clause of an exercise sentence marked by comma could be considered as an objective part. Moreover,

we design several operations to handle the situations when there is only one clause in an exercise sentence. The third rule R_c is proposed to combine the conditions and objectives with specific templates, which could generate a problem schema description that conforms to the grammatical rules. After the initialization, we could apply those rules to summarize a group of similar exercises.

It is worth mentioning that we adopt TextRank [42] to extract keyphrases from texts since it relies heavily on word frequency and is more capable of extract key information in similar texts. Table 1 shows an example of the summarization of a group of exercises. This type of exercises can be summarized as simple input and output. Therefore, we adopt the template "given conditional keyphrases, find objective keyphrases?" to combine the condition and objective.

Algorithm 1 Schema Summarization Algorithm

Input: An exercises cluster E_c

Output: Problem schema description S_c for a cluster ;

- 1: Initialize a condition list L_c , an objective list L_o , latex formula mapping rule R_m , condition and objective division rule R_d , and schema generation rule R_c ;
 - 2: **for** $e \in E_c$ **do**
 - 3: generate condition sentences T_c and objective sentences T_o from $R_d(e)$
 - 4: **for all** latex formula in $T_c \cup T_o$ **do**
 - 5: replace the latex formula by R_m
 - 6: **end for**
 - 7: remove all special symbols & characters;
 - 8: remove all extra line & word spaces;
 - 9: append T_c, T_o to L_c, L_o accordingly;
 - 10: **end for**
 - 11: Extract keyphrases k_c, k_o from L_c, L_o accordingly;
 - 12: Generate the description S_c from $R_c(k_c, k_o)$;
 - 13: **return** S_c ;
-

6 EXPERIMENT

In this section, we evaluate the performance of the proposed framework HGKT from following four aspects: (1) The prediction performance of HGKT against baselines. (2) The analysis of effectiveness of hierarchical exercise graph. (3) The effectiveness of sequence attention and schema attention mechanism used in HGKT. (4) The statistic analysis of diagnosis results.

6.1 Dataset and Preprocessing

Since there is no open dataset which could provide exercising records with text information, our experimental dataset is derived from a large real-world online education system. The dataset is collected from aixuexi.com. The Aixuexi online system could track exercising records of students. Each record of a student includes student id, lecture id, class type, question information, answer time, students' answers and correction results. The question information includes the question id, question content, question type and the primary knowledge contained in the question. To avoid data distribution differences, we use the data obtained after 2018. In the data preprocessing stage, we group the exercising

TABLE 2: The statistics of the Aixuexi dataset.

Statistics	Value
number of learners	132,179
number of response logs	9,144,914
number of exercises correctly answered	6,747,435
average of exercises in response log	69
number of different exercises	11,410
number of knowledge related	490
total number of knowledge	672

records with student id and sort the records according to the response time. In total, we get 91,449,914 answer records from 132,179 students. The detailed statistics of dataset are shown in Table 2.

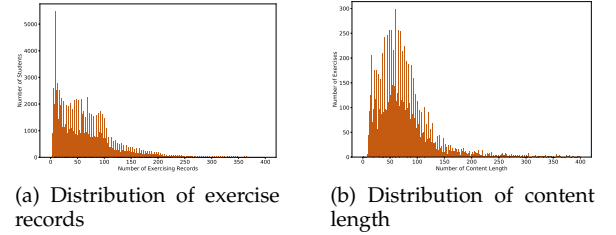


Fig. 5: The distribution of Aixuexi dataset

6.2 Implementation Details

In this subsection, we first introduce the implementation details to encode exercises. And then we clarify the baselines and evaluation metrics in the experiments.

Bert Embedding To extract the semantic representation for exercises, the first step is to encode texts through BERT. It is worth mentioning that compared to subjects such as liberal arts, the text of math exercises would involve a large number of formulas. The key to extract semantic features from math exercises is to find a way to combine the text of exercises with features of formulas. We have 11410 exercises in our database (as shown in Table 2). All formulas in those exercises are stored as TEX code. To retain the semantic features of formulas, we design a set of pre-defined rules which could map TEX code to natural language (e.g. map " \sin " to "sine function"). After pre-processing, each exercise is transformed into a content sequence with only vocabulary words. Fig. 5(b) shows the distribution of content length of the exercises. Finally, we use a public BERT-Base tool [12] to convert each exercise into a embedding vector with 768 dimensions.

Framework Setting We conduct extensive experiments to find the best parameters for HGKT models. In problem schema representation learning part, we use transition graph to construct the exercise graph. Besides, the best graph structure for HEG is two graph convolutional layers followed by a graph pooling layer and a graph convolutional layer. The size of graph hidden embedding is 64, the size of problem schema embedding is 30. The most suitable clustering threshold for HEG is 9 and we get 1136 problem schemas. In the sequence propagate stage, we set the attention window size to 20.

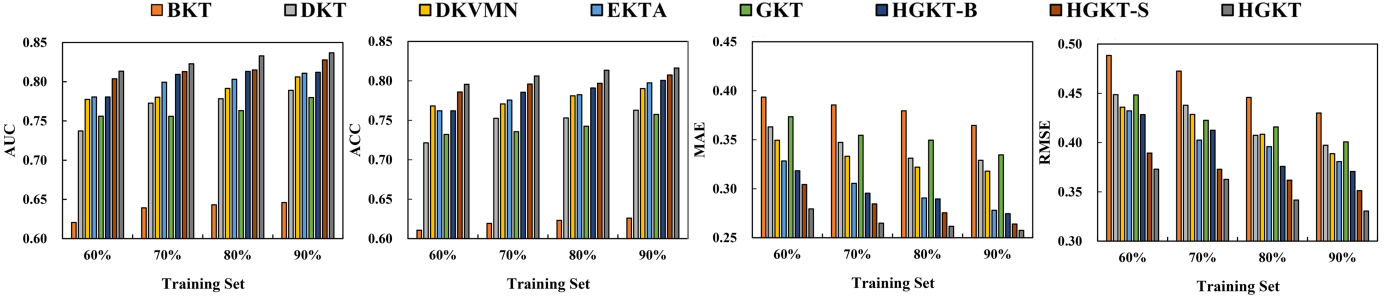


Fig. 6: The results of student performance prediction under four metrics.

6.3 Comparison Baselines

To demonstrate the effectiveness of our framework, we compare HGKT with following state-of-art methods. Those methods are chosen from three aspects: (1) Traditional educational models: Bayesian Knowledge Tracing (BKT) (2) Deep learning models: Deep Knowledge Tracing (DKT), Dynamic Key-Value Memory Networks (DKVMN), Exercise-aware Knowledge Tracing (EKT), Graph Knowledge Tracing (GKT) (3) Variants of HGKT : HGKT-B, HGKT-S

- **BKT** is a traditional knowledge tracing model which is based on hidden Markov model. The knowledge states for each concept are a set of binary variables [4].
- **DKT** uses a recurrent neural network to model the learners' exercising process [5]. It models question sequences as knowledge sequences. We follow the hyperparameters mentioned in [5], where the size of the hidden layer is 200 and we use a GRU for the RNN.
- **DKVMN** is a deep learning method using a key matrix to store knowledge representation and a value matrix for each learner to update the mastery for each concept. However, it does not consider the effect of exercise text in the modeling [6]. In the experiment, we get best results when we set the size of the memory slot is 30, the size of embedding of key matrix is 50 and the size of embedding of value matrix is 200.
- **GKT** is a GNN-based knowledge tracing method which reformulate the knowledge tracing task as a time-series node-level classification problem in the GNN. In experiments, we get the best results using the knowledge graph generated by transition-graph method.
- **EKTA** uses a bidirectional LSTM to encode exercise text and leverage an attention mechanism to enhance the prediction accuracy [8]. In experiments, we get best results when the shape of its hidden state is 672 and 30.
- **HGKT-B** is a variant of HGKT framework. Here, in the modeling process, we do not use problem schema embeddings generated by HEG. Instead, we use BERT to encode text features.
- **HGKT-S** is another variant of HGKT framework. In the modeling process, we use the one-hot of problem schema generated by hierarchical clustering to

replace embeddings of problem schema generated by HEG.

6.4 Evaluation Setting

We first compare the overall performance of HGKT with baseline models. In the experiment, we randomly select 60%, 70%, 80%, 90% of the exercise records as training data, and the remaining as testing data. To qualify the effectiveness of the model, we compare the results of experiments from both regression and classification perspectives [43], [44], [45]. Firstly, we could treat the prediction problem as a regression task since the answer of a student may be partially correct. Thus we select the Mean Absolute Error (MAE) and Root Mean Square Error (RMSE), to quantify the distance between predicted student's answer and the actual one. Secondly, from classification perspectives, we binary an answer of a student as a correct answer or a wrong answer, and use Prediction Accuracy (ACC) and Area Under an ROC Curve (AUC) to measure the performance of prediction.

We use open-source platform to implement most comparison baseline models. Our framework for HGKT is implemented by Torch on a Linux server with eight Intel Xeon Skylake 6133(2.5 GHz) CPUs and four Tesla V100 GPUs. For all models, we test different parameters and experiments five times, respectively, and finally take the average of metrics as evaluation metrics.

6.5 Evaluate the Performance of HGKT

We have conducted extensive experiments on comparing the results of our model HGKT with the other KT models and searched the hyperparameters introduced in Section 6.3 to find the best performance for each model.

Fig. 6 shows the overall comparing results on this task. The results indicate that HGKT performs better than other baseline models. Besides, we draw several conclusions from the results: (1) All our proposed HGKT based models perform better than other baseline models. The result clearly demonstrates that HGKT framework could make full use of the information contained in exercising records and exercise texts, benefiting the prediction performance. (2) The result of HGKT-B outperforms EKTA, which shows that BERT could better extract the representation of text than a Bi-LSTM neural network. (3) The HGKT-S has better performance than HGKT-B, which proves that compared to directly using the text embeddings of each exercises, summarizing a bunch

of similar exercises with problem schemas would bring in less noise. (4) The HGKT performs better than HGKT-S, which proves that the introduction of HEG for problem schema representation learning is also effective. The reason may be that in HEG, the representation of each exercise is propagated through a HGNN, so that problem schema embeddings could aggregate the information of a certain kinds of exercises.

6.6 HEG Analysis

In problem schema representation learning part, there are two factors that may affect the construction of HEG: clustering quality and different structures of exercise graphs. The former affects the number of problem schemas in HEG while the latter decides different latent graph structures of the bottom layer in HEG. We conduct several experiments to test the impacts of different HEG on the KT task.

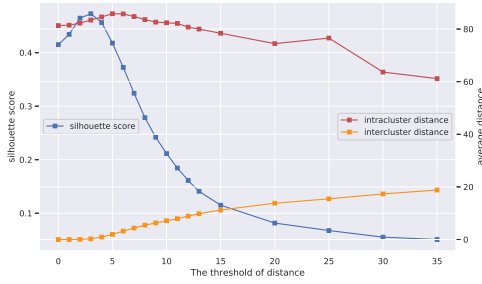


Fig. 7: Clustering Quality Analysis

Clustering Analysis In this subsection, we compare the clustering quality from both supervised and unsupervised perspectives. Firstly, we conduct experiments to evaluate the quality of the clustering results and select reasonable distance thresholds. As having no ground-truth problem schemas, we use following three common performance metrics for validation: intercluster distance, intracluster distance and silhouette score [46], [47]. For silhouette score, a higher value relates to a model with better defined clusters. From Fig. 7, we can find that the highest value of intracluster distance appears when clustering threshold is 5 and the largest silhouette score appears when threshold is 3. However, as shown in Fig. 8(a) the number of problem schemas is more than 6000 when the threshold is 3, which results in intensive computational cost and the generated problem schemas are not typical enough to represent a group of exercises. Thus, we test the overall performance of HGKT with thresholds between 8 to 20 since its corresponding intra and extra cluster distances are acceptable within this range. The result is illustrated in Fig. 8(b), which shows that the best AUC occurs when clustering threshold is 9 and the number of problem schemas is 1136. Besides, from the overall trend of the curve, we could infer that there is a most suitable division of exercises for KT task, which means that using problem schema to represent a group of similar exercises is reasonable.

Graph Structure Analysis In Section 4 we propose several methods to explore different latent graph structures of exercises. Fig. 9(a) shows that the exercise transition graph

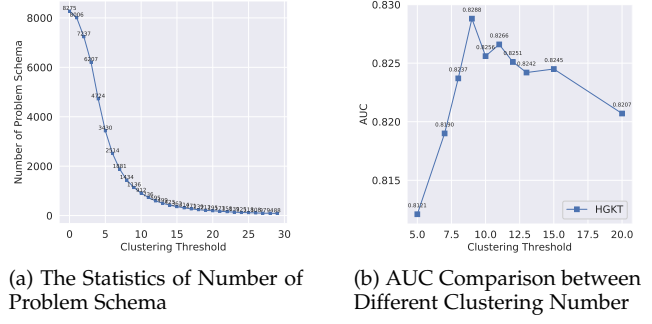


Fig. 8: Performance over different clustering values in HGKT

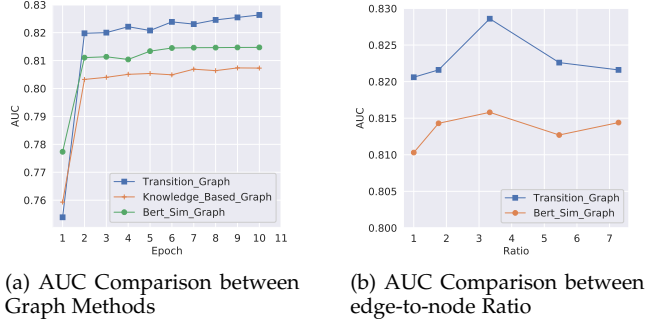


Fig. 9: The effectiveness of different graph methods

outperforms other graphs. The reason for that may be that the transition graph brings in extra sequence information for KT task compared to other graph structures. We also test impacts of different edge-to-node ratio for the Transition graph and Bert-Sim Graph as shown in Fig. 9(b). The result shows the effect of graph convolution is the best when the ratio of edge-to-node is about 3-4.

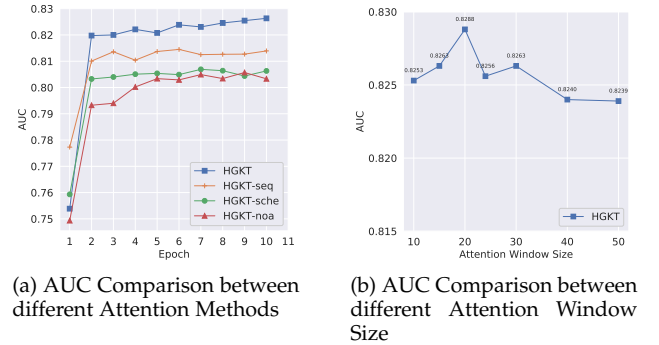


Fig. 10: The effectiveness of attention

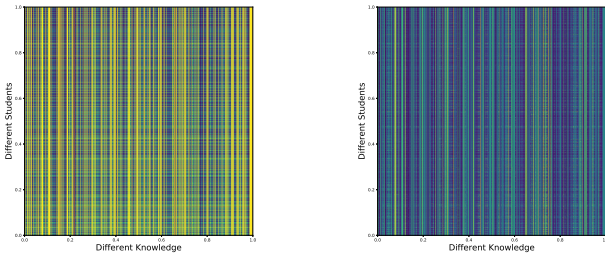
6.7 Effectiveness of Attention

As we have clarified in Section 4.4, the HGKT with attention could enhance the memory ability of the networks. The model could observe following information to predict the performance of a student for the exercise: the performance of similar exercises in the past, student's current knowledge

state, student's current focus. To confirm the effectiveness of those two attention mechanisms, we set up the following two experiments. Firstly, we compare the HGKT with the following three models: HGKT-noa, HGKT-sche and HGKT-seq. HGKT-noa is a no-attention version of HGKT. Similarly, HGKT-sche and HGKT-seq are variants of HGKT which only contain schema attention and sequence attention respectively. Fig. 10(a) shows the comparison results of them. From the figure, we could infer that HGKT outperforms other comparison methods. Besides, both HGKT-sche and HGKT-seq perform better than HGKT-noa, which proves that both attention mechanisms could contribute to the HGKT model. Moreover, we also conduct experiments to see the impacts of different window size of sequence attention. In the experiment, we set length of window sizes from 10 to 50 to see which size could better preserve the memory useful for KT. As Fig. 10(b) shows, the best parameter for window size is 20. This also proves that for learners, the results of nearly 20 exercises can best reflect their current learning status. This value provides a great reference for setting the number of exercises in students' proficiency test.

6.8 Statistic Analysis of the Diagnosis Result

The purpose of experiments in this section is to analyze the knowledge tracing results generated by methods with problem schema and those without problem schema from a statistic view. Though the results of deep learning methods seem promising from student performance prediction view, its ability to predict the accuracy of knowledge mastery remains unknown since changes of hidden states in deep learning methods are not intuitive. Moreover, though a deep learning model could achieve great AUC or ACC, the distribution of the hidden state is not exactly the same as of student's knowledge mastery. Therefore, we analyze the robustness and reliability of these diagnosis results from a statistic perspective. Besides, we also want to demonstrate the effectiveness of knowledge mastery results generated by $K&S$ diagnosis matrix.



(a) Diagnosis Result without Problem Schema (b) Diagnosis Result with Problem Schema

Fig. 11: Diagnosis Result Comparison. Each row correspond to a student and each column correspond to a knowledge. The yellow part indicates the better mastery regions while the blue part indicates worse mastery regions

Visualization of Diagnosis Result An important ability of HGKT is that it can track the learner's mastery of knowledge. To make deep analysis about the diagnosis result, we

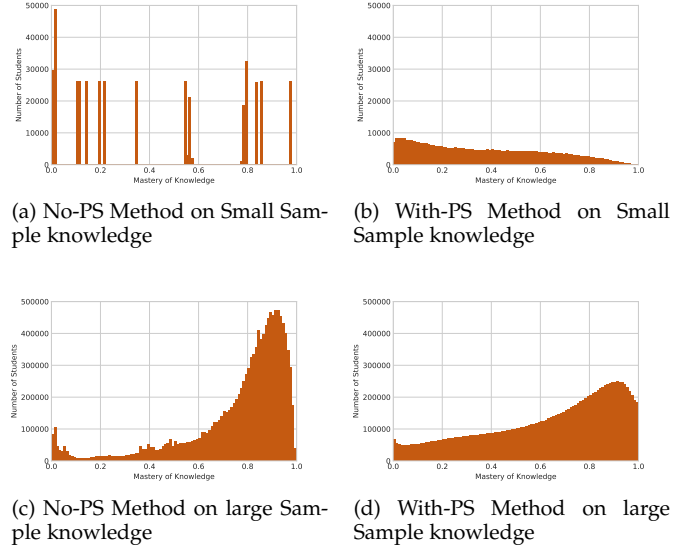


Fig. 12: The comparison between With-PS method and No-PS method over the distribution of knowledge mastery on unbalanced sample problem.

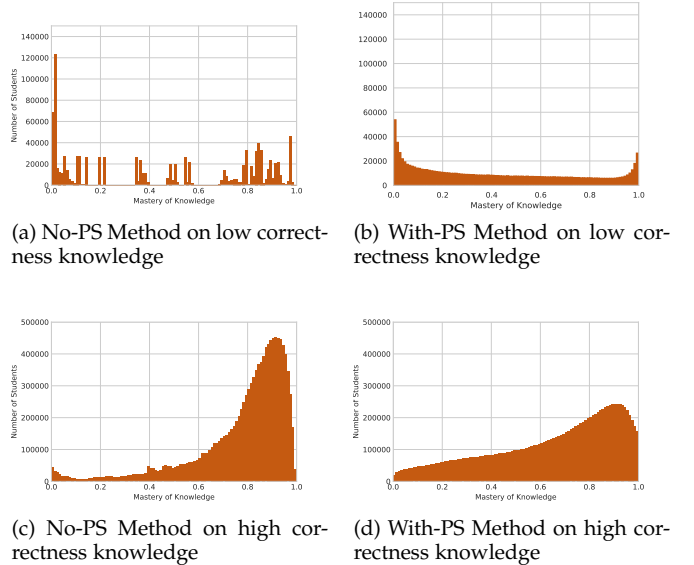


Fig. 13: The comparison between With-PS method and No-PS method over the distribution of knowledge mastery on unbalanced correctness problem.

visualize the diagnosis result first. Specifically, we compare the overall diagnosis results of methods without problem schema (e.g. DKT, DKVMN) called No-PS method and methods with problem schema called With-PS method (e.g. HGKT). To set up this experiment, we first divide exercise records into 9:1 partitions, using the 90% students for training and the remaining 10% to test the diagnosis result. In the testing process, we fit the exercise records and retrieve the last knowledge mastery state for each student in the test dataset. The purpose of this experiment is to gain an overall understanding of the difference of two methods.

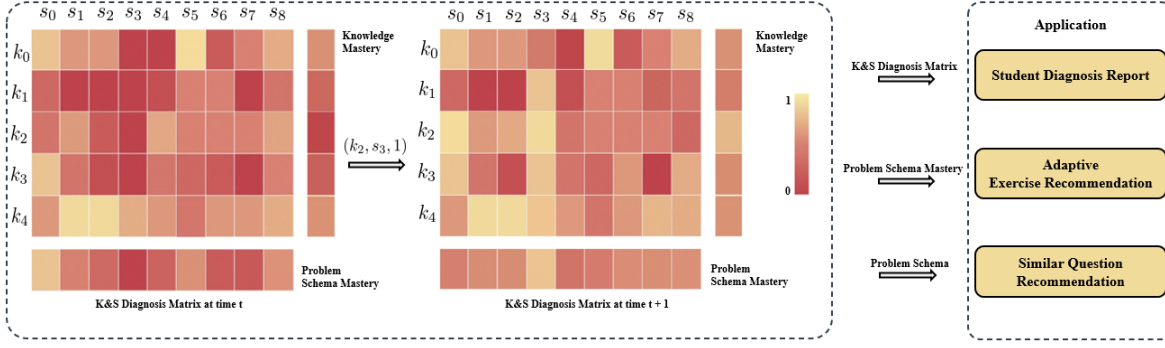


Fig. 14: The two left heat maps represent the K&S diagnosis matrix results of a student at time t and time $t+1$. Each row of the diagnosis matrix corresponds to a related knowledge and each column corresponds to a related problem schema.

Fig. 11 shows the overall knowledge diagnosis results on 26,435 students. There are several observations. Firstly, the overall trend of both matrixes is vertical, which means that mastery for a certain knowledge is similar for different students. It is intuitive since each knowledge has its own difficulty, the mastery of knowledge for different students may varies within a certain range. Secondly, the methods without problem schemas have more horizontal trendlines, which demonstrate that the distinction between different knowledge is even greater with the introduction of problem schema. The possible reason is that the distinction between different exercises is larger since the problem schema brings more fine-grained information.

The Robustness Analysis of Diagnosis Result In a real online education system, the frequency of usage of each knowledge varies according to its importance, which will lead to an unbalanced sample problem. Furthermore, the correctness of each knowledge also varies, which may result in unbalanced correctness problem. To analyze the effect of these problems, we design the following experiments. We divide the knowledge with training samples less than 50 as small sample knowledge group and the rest as large sample knowledge group. Similarly, the low correctness knowledge group refers to those knowledge with less than 30% correctness and the large correctness knowledge group refers to those knowledge with more than 70% correctness. Then we analyse the distribution of the all students' mastery of knowledge in different groups.

Fig. 12 indicates the performance of two methods over unbalanced sample problem. The overall trend of distribution of both methods is similar on large sample knowledge group. However, as shown in Fig. 12(a) and Fig. 12(b), the With-PS method is more robust in small samples knowledge group since its distribution of mastery extent is more continuous and the students' mastery of knowledge should be continuous. A possible reason is that compared to No-PS method, it could leverage the representation of problem schema which has been fully trained in other samples to infer the knowledge mastery of a student. Moreover, Fig. 13 shows the performance of two methods over unbalanced correctness problem. There are several observations. Firstly, the comparison between two methods over low correctness shows the robustness of With-PS method over low correctness problems. Secondly, in the figure, the mean value of the

orange part is similar to the actual statistical correctness of knowledge, which also verifies the effectiveness of the deep learning methods from a statistic view.

7 APPLICATIONS

Though the results of knowledge tracing is promising, its application in industry is usually limited by the following aspects. Firstly, the diagnosis based on deep learning models usually lacks interpretability, which leads to the fact that educators have low credibility on it. Secondly, the mappings between knowledge and exercises are so broad that educators could not get effective feedbacks from the diagnosis result. Compared with other KT models, HGKT framework could break through above two limitations and be easily applied to the following three applications: (1) Student Diagnosis Report (2) Adaptive Question Recommendation (3) Similar Exercise Recommendation. To make deep analysis about this claim, we visualize the predicted mastery levels of a certain student by K&S diagnosis matrix during the exercising process. Fig. 14 shows the transition of the student's knowledge mastery level before and after completing a question containing knowledge k_2 and problem schema s_3 . In the figure, we could infer that when the student get an exercise right, the corresponding rows and columns will also become shallower, which means that the students' mastery of related knowledge and problem schema has improved. Such detailed diagnosis results can be applied to multiple application scenarios

Student Diagnosis Report. The student diagnostic report provides assessment for individual students, which could help educators identify areas of students' strengths and weaknesses [17], [48], [49]. Traditional deep learning method can only give a vague mastery description of each knowledge, while HGKT can give suggestions from both knowledge and problem schema view, which is more precise and convincing. With the help of K&S diagnosis matrix, we could not only figure out one's weak knowledge, but also show him that which problem schema leads to the weakness of the knowledge. For example, Fig. 14 shows that the student has a poor mastery of the knowledge k_2 at time t . Compared to traditional knowledge tracing method, our method could go one step further to figure out that the exercises that containing problem schema s_3 is the weakest point and cause his weak knowledge. Therefore, the student

and his teacher can better make efficient learning plans according to this diagnosis report.

Adaptive Question Recommendation. Adaptive learning relies on learning path recommendation, which sequentially recommends personalized learning items to satisfy the unique needs of each student [50], [51], [52]. However, the deficiency of applying traditional knowledge tracing method to adaptive exercise recommendation is that, even we know the student has a poor grasp of a certain type of knowledge, we have no idea that exercises with what kind of difficulty or type should be recommended to him. However, with the help of the problem schema mastery, we could obtain the student's mastery of each problem schema and easily locate a certain type of exercises for them. As Fig. 14 shows, if the student wants to improve his overall knowledge mastery level at time t , exercises with problem schema s_3, s_6, s_7 are most appropriate for him according to his overall problem schema mastery. Moreover, if he wants to improve a particular knowledge (e.g. k_4), we could recommend the exercises containing problem schema s_5 to him according to the corresponding row in the heatmap at time t . From all above evidences, we could conclude that K&S diagnosis matrix could better integrate two most important applications in intelligent education: diagnosis and recommendation.

Similar Exercise Recommendation. The goal of similar exercise recommendation is to use similar exercises to identify whether a learner has mastered a certain kind of exercises. Traditional similar recommendation method [53], [54] suffers from measuring problem since it depends so much on the distribution of training samples. The HGKT provides a new perspective that, through the training of knowledge tracing, we could find the most suitable problem schema to recommend similar exercises.

8 CONCLUSION

In this article, we propose a novel knowledge tracing framework HGKT which leverages the advantages of hierarchical exercise graph and sequence model with attention to enhance the ability of knowledge tracing. Besides, we introduce problem schema and hierarchical graph neural network (HGNN) for knowledge tracing, which could explore the latent graph structure of exercises. Moreover, we propose the concept of K&S diagnosis matrix that could trace the mastery of both knowledge and problem schema, which has been proved more effective and useful in industrial applications than traditional knowledge tracing method. We also present method to enhance the interpretability of problem schema. Extensive experiments show the effectiveness and interpretability of our proposed models.

There are several exciting directions for future work. Firstly, HGKT could serve as a more precise simulator for adaptive learning since it could diagnose different aspects in the learning process. Secondly, we would like to exploit whether K&S diagnosis matrix results could further guide the learning process in student grouping or adaptive tutoring field. Thirdly, we will consider methods to automatically tune hyper-parameters for our proposed methods.

ACKNOWLEDGMENTS

This research is supported by AIXUEXI Education Group Ltd, AI Lab. We thank all teams for their participation and the effort they put into submissions, making this shared task a success.

REFERENCES

- [1] A. Anderson, D. Huttenlocher, J. Kleinberg, and J. Leskovec, "Engaging with massive online courses," in *Proceedings of the 23rd international conference on World wide web*, 2014, pp. 687–698.
- [2] H. Burns, C. A. Luckhardt, J. W. Parlett, and C. L. Redfield, *Intelligent tutoring systems: Evolutions in design*. Psychology Press, 2014.
- [3] V. Jones and J. H. Jo, "Ubiquitous learning environment: An adaptive teaching system using ubiquitous technology," in *Beyond the comfort zone: Proceedings of the 21st ASCILITE Conference*, vol. 468. Perth, Western Australia, 2004, p. 474.
- [4] A. T. Corbett and J. R. Anderson, "Knowledge tracing: Modeling the acquisition of procedural knowledge," *User modeling and user-adapted interaction*, vol. 4, no. 4, pp. 253–278, 1994.
- [5] C. Piech, J. Bassen, J. Huang, S. Ganguli, M. Sahami, L. J. Guibas, and J. Sohl-Dickstein, "Deep knowledge tracing," in *Advances in neural information processing systems*, 2015, pp. 505–513.
- [6] J. Zhang, X. Shi, I. King, and D.-Y. Yeung, "Dynamic key-value memory networks for knowledge tracing," in *Proceedings of the 26th international conference on World Wide Web*, 2017, pp. 765–774.
- [7] H. Nakagawa, Y. Iwasawa, and Y. Matsuo, "Graph-based knowledge tracing: Modeling student proficiency using graph neural network," in *2019 IEEE/WIC/ACM International Conference on Web Intelligence (WI)*. IEEE, 2019, pp. 156–163.
- [8] Z. Huang, Y. Yin, E. Chen, H. Xiong, Y. Su, G. Hu *et al.*, "Ekt: Exercise-aware knowledge tracing for student performance prediction," *IEEE Transactions on Knowledge and Data Engineering*, 2019.
- [9] S. Hochreiter and J. Schmidhuber, "Long short-term memory," *Neural computation*, vol. 9, no. 8, pp. 1735–1780, 1997.
- [10] D. Zhang, L. Wang, L. Zhang, B. T. Dai, and H. T. Shen, "The gap of semantic parsing: A survey on automatic math word problem solvers," *IEEE transactions on pattern analysis and machine intelligence*, 2019.
- [11] L. S. Fuchs, D. Fuchs, K. Prentice, C. L. Hamlett, R. Finelli, and S. J. Courey, "Enhancing mathematical problem solving among third-grade students with schema-based instruction," *Journal of Educational Psychology*, vol. 96, no. 4, p. 635, 2004.
- [12] J. Devlin, M.-W. Chang, K. Lee, and K. Toutanova, "Bert: Pre-training of deep bidirectional transformers for language understanding," *arXiv preprint arXiv:1810.04805*, 2018.
- [13] J. Leighton and M. Gierl, *Cognitive diagnostic assessment for education: Theory and applications*. Cambridge University Press, 2007.
- [14] M. M. Khajah, Y. Huang, J. P. González-Brenes, M. C. Mozer, and P. Brusilovsky, "Integrating knowledge tracing and item response theory: A tale of two frameworks," in *CEUR Workshop Proceedings*, vol. 1181. University of Pittsburgh, 2014, pp. 7–15.
- [15] J. De La Torre, "Dina model and parameter estimation: A didactic," *Journal of educational and behavioral statistics*, vol. 34, no. 1, pp. 115–130, 2009.
- [16] P. Zhan, W.-C. Wang, H. Jiao, and Y. Bian, "Probabilistic-input, noisy conjunctive models for cognitive diagnosis," *Frontiers in psychology*, vol. 9, p. 997, 2018.
- [17] F. Wang, Q. Liu, E. Chen, and Z. Huang, "Interpretable cognitive diagnosis with neural network for intelligent educational systems," *arXiv preprint arXiv:1908.08733*, 2019.
- [18] J. R. Slagle, "Experiments with a deductive question-answering program," *Communications of the ACM*, vol. 8, no. 12, pp. 792–798, 1965.
- [19] C. R. Fletcher, "Understanding and solving arithmetic word problems: A computer simulation," *Behavior Research Methods, Instruments, & Computers*, vol. 17, no. 5, pp. 565–571, 1985.
- [20] Y. Bakman, "Robust understanding of word problems with extraneous information," *arXiv preprint math/0701393*, 2007.
- [21] M. Yuhui, Z. Ying, C. Guangzuo, R. Yun, and H. Ronghuai, "Frame-based calculus of solving arithmetic multi-step addition and subtraction word problems," in *2010 Second International Workshop on Education Technology and Computer Science*, vol. 2. IEEE, 2010, pp. 476–479.

- [22] W. Hamilton, Z. Ying, and J. Leskovec, "Inductive representation learning on large graphs," in *Advances in neural information processing systems*, 2017, pp. 1024–1034.
- [23] T. N. Kipf and M. Welling, "Semi-supervised classification with graph convolutional networks," in *International Conference on Learning Representations*, 2017.
- [24] P. Veličković, G. Cucurull, A. Casanova, A. Romero, P. Lio, and Y. Bengio, "Graph attention networks," *arXiv preprint arXiv:1710.10903*, 2017.
- [25] D. Seyler, M. Yahya, and K. Berberich, "Knowledge questions from knowledge graphs," in *Proceedings of the ACM SIGIR International Conference on Theory of Information Retrieval*, 2017, pp. 11–18.
- [26] M. Fan, Q. Zhou, E. Chang, and F. Zheng, "Transition-based knowledge graph embedding with relational mapping properties," in *Proceedings of the 28th Pacific Asia Conference on Language, Information and Computing*, 2014, pp. 328–337.
- [27] N. Zhang, S. Deng, Z. Sun, G. Wang, X. Chen, W. Zhang, and H. Chen, "Long-tail relation extraction via knowledge graph embeddings and graph convolution networks," *arXiv preprint arXiv:1903.01306*, 2019.
- [28] J. Gilmer, S. S. Schoenholz, P. F. Riley, O. Vinyals, and G. E. Dahl, "Neural message passing for quantum chemistry," *arXiv preprint arXiv:1704.01212*, 2017.
- [29] F. Scarselli, M. Gori, A. C. Tsoi, M. Hagenbuchner, and G. Monfardini, "The graph neural network model," *IEEE Transactions on Neural Networks*, vol. 20, no. 1, pp. 61–80, 2008.
- [30] Z. Wu, S. Pan, F. Chen, G. Long, C. Zhang, and S. Y. Philip, "A comprehensive survey on graph neural networks," *IEEE Transactions on Neural Networks and Learning Systems*, 2020.
- [31] Z. Ying, J. You, C. Morris, X. Ren, W. Hamilton, and J. Leskovec, "Hierarchical graph representation learning with differentiable pooling," in *Advances in neural information processing systems*, 2018, pp. 4800–4810.
- [32] M. S. G. Karypis, V. Kumar, and M. Steinbach, "A comparison of document clustering techniques," in *TextMining Workshop at KDD2000 (May 2000)*, 2000.
- [33] Y. Zhao and G. Karypis, "Empirical and theoretical comparisons of selected criterion functions for document clustering," *Machine learning*, vol. 55, no. 3, pp. 311–331, 2004.
- [34] —, "Evaluation of hierarchical clustering algorithms for document datasets," in *Proceedings of the eleventh international conference on Information and knowledge management*, 2002, pp. 515–524.
- [35] O. Zamir, O. Etzioni, O. Madani, and R. M. Karp, "Fast and intuitive clustering of web documents," in *KDD*, vol. 97, 1997, pp. 287–290.
- [36] C. C. Aggarwal and C. Zhai, "A survey of text clustering algorithms," in *Mining text data*. Springer, 2012, pp. 77–128.
- [37] J. MacQueen *et al.*, "Some methods for classification and analysis of multivariate observations," in *Proceedings of the fifth Berkeley symposium on mathematical statistics and probability*, vol. 1, no. 14. Oakland, CA, USA, 1967, pp. 281–297.
- [38] S. C. Johnson, "Hierarchical clustering schemes," *Psychometrika*, vol. 32, no. 3, pp. 241–254, 1967.
- [39] M. Ester, H.-P. Kriegel, J. Sander, X. Xu *et al.*, "A density-based algorithm for discovering clusters in large spatial databases with noise," in *Kdd*, vol. 96, no. 34, 1996, pp. 226–231.
- [40] H. Ebbinghaus, "Memory: A contribution to experimental psychology," *Annals of neurosciences*, vol. 20, no. 4, p. 155, 2013.
- [41] D. P. Kingma and J. Ba, "Adam: A method for stochastic optimization," in *International Conference on Learning Representations (ICLR)*, 2015.
- [42] R. Mihalcea and P. Tarau, "TextRank: Bringing order into text," in *Proceedings of the 2004 conference on empirical methods in natural language processing*, 2004, pp. 404–411.
- [43] J. Fogarty, R. S. Baker, and S. E. Hudson, "Case studies in the use of roc curve analysis for sensor-based estimates in human computer interaction," in *Proceedings of Graphics Interface 2005*, 2005, pp. 129–136.
- [44] K. Kuang, P. Cui, S. Athey, R. Xiong, and B. Li, "Stable prediction across unknown environments," in *Proceedings of the 24th ACM SIGKDD International Conference on Knowledge Discovery & Data Mining*, 2018, pp. 1617–1626.
- [45] R. Wu, Q. Liu, Y. Liu, E. Chen, Y. Su, Z. Chen, and G. Hu, "Cognitive modelling for predicting examinee performance," in *Twenty-Fourth International Joint Conference on Artificial Intelligence*, 2015.
- [46] P. J. Rousseeuw, "Silhouettes: a graphical aid to the interpretation and validation of cluster analysis," *Journal of computational and applied mathematics*, vol. 20, pp. 53–65, 1987.
- [47] J. Soler, F. Tencé, L. Gaubert, and C. Buche, "Data clustering and similarity," in *The Twenty-Sixth International FLAIRS Conference*, 2013.
- [48] E. L. Ragnemalm, "Student diagnosis in practice; bridging a gap," *User Modeling and User-Adapted Interaction*, vol. 5, no. 2, pp. 93–116, 1995.
- [49] W. S. Swail, *Retaining Minority Students in Higher Education: A Framework for Success*. ASHE-ERIC Higher Education Report. Jossey-Bass Higher and Adult Education Series. ERIC, 2003.
- [50] Y. Chen, X. Li, J. Liu, and Z. Ying, "Recommendation system for adaptive learning," *Applied psychological measurement*, vol. 42, no. 1, pp. 24–41, 2018.
- [51] M. Salehi, I. N. Kamalabadi, and M. B. G. Ghouschi, "Personalized recommendation of learning material using sequential pattern mining and attribute based collaborative filtering," *Education and Information Technologies*, vol. 19, no. 4, pp. 713–735, 2014.
- [52] Q. Liu, S. Tong, C. Liu, H. Zhao, E. Chen, H. Ma, and S. Wang, "Exploiting cognitive structure for adaptive learning," in *Proceedings of the 25th ACM SIGKDD International Conference on Knowledge Discovery & Data Mining*, 2019, pp. 627–635.
- [53] Q. Liu, Z. Huang, Z. Huang, C. Liu, E. Chen, Y. Su, and G. Hu, "Finding similar exercises in online education systems," in *Proceedings of the 24th ACM SIGKDD International Conference on Knowledge Discovery & Data Mining*, 2018, pp. 1821–1830.
- [54] J. Yu, D. Li, J. Hou, Y. Liu, and Z. Yang, "Similarity measure of test questions based on ontology and vsm," *The Open Automation and Control Systems Journal*, vol. 6, no. 1, 2014.



Hanshuang Tong received the B.Arch degree from Tsinghua University and M.Arch degree from University of California, Los Angeles (UCLA), in 2018 and 2019, respectively. His main research interests include data mining, natural language processing, adaptive learning. He is currently working in AI Lab, AIXUEXI Education Group Ltd.



Yun Zhou received his Ph.D degree from the National University of Defense Technology in 2013. His research interests focus on machine learning, natural language processing, educational data mining and adaptive learning. He is now the co-director of AI Lab and head of NLP department, AIXUEXI Education Group Ltd.



Zhen Wang received the ME degree in Computer Technology from Yanshan University, China, in 2019. His main research include data mining, machine learning, and recommendation systems. He is currently working in AI Lab, AIXUEXI Education Group Ltd.



Ben Teng received the BS and MS degrees in Software Engineering from the Dalian University of Technology, China, in 2013 and 2016, respectively. His research interests include bioinformatics and data mining. Now he is working in AILab, Aixuexi Inc.